

SCHEDULE 3.—Productions of Agriculture in Jackson Township, in the County of Andrew, in the Post Office: Hellmont Mo.



Name of Agent, Owner, or Manager.	ACRES OF LAND.			PRESENT CASH VALUE.		Total amount of wages paid during the year, including value of board.	LIVE STOCK, JUNE 1, 1870.								PRODUCE DURING THE YEAR.									
	Improved.	UNIMPROVED.		Of farm.	Of farming implements and machinery.		Horses.	Mules and Asses.	Milch Cows.	Working Oxen.	Other Cattle.	Sheep.	Swine.	Value of ALL live stock.	WHEAT.		Rye.	Indian Corn.	Oats.	Barley.	Buckwheat.	Rice.	Tobacco.	
		No.	Wood-land.												Other unimproved.	Dolls.								Dolls.
1	2	3	4	5	6	7	8	9	10	11	12	13	14	15	16	17	18	19	20	21	22	23	24	
Larrabee A. Turner	50	20	10	2400	110	—	—	2	2	—	1	2	3	400	75	—	—	1200	—	—	—	—	—	1
Beale Samuel S.	50	40	30	4000	100	—	1	—	1	—	2	13	12	300	—	120	—	300	60	—	—	—	—	2
Bran William	140	90	160	9000	130	500	6	—	4	—	10	—	50	1000	—	—	—	2500	700	—	—	—	—	3
Rahner Edward P.	160	150	80	17000	300	900	1	4	2	—	2	—	100	2250	50	—	40	3200	150	—	—	—	—	4
Wells Walter B.	30	5	3	2500	50	250	—	2	2	—	3	20	10	525	25	—	15	800	50	—	—	—	—	5
Galtbrath James	80	60	—	3300	100	25	2	—	1	—	1	—	9	420	60	—	—	2000	100	—	—	—	—	6
Lumain James	40	40	—	2000	150	240	4	2	2	2	7	10	25	1100	30	25	35	300	100	—	—	—	—	7
Brown Warren C.	105	37	—	7300	75	200	3	—	1	—	—	—	6	360	12	—	20	1300	200	—	—	—	—	8
Smithers Louisa	68	240	—	9600	100	—	—	2	2	—	4	—	28	380	140	—	—	1000	75	—	—	—	—	9
Cauden Harrison	45	80	25	4000	100	100	3	—	3	—	—	—	8	800	—	100	—	1000	150	—	—	—	—	10
Hudse Thomas E.	60	100	40	4000	50	40	3	—	2	—	2	—	9	460	44	—	—	1000	125	—	—	—	—	11
Hixon Ellen W.	25	25	—	1500	75	—	3	—	2	—	—	—	6	330	—	—	—	1200	—	—	—	—	—	12
Summers William	25	20	25	1500	50	—	2	—	1	—	4	—	—	325	20	—	—	350	20	—	—	—	—	13
Summers Isaac J.	35	75	19	5100	40	20	4	2	2	2	1	—	23	890	61	—	—	800	64	—	—	—	—	14
Mardlow Elizabeth	35	125	—	4800	50	—	6	—	2	—	4	10	15	800	35	—	—	1100	—	—	—	—	—	15
Mardlow David	35	100	25	4000	75	—	3	—	—	—	4	12	12	470	180	—	—	550	120	—	—	—	—	16
Keyson James M.	80	40	80	5000	140	130	4	—	3	—	3	—	15	675	60	—	—	2400	50	—	—	—	—	17
Palk Nathaniel	90	75	25	6650	350	25	5	—	1	—	—	—	20	675	80	750	—	1200	250	—	—	—	—	18
Townsend William	40	40	—	1300	75	75	3	—	2	—	—	—	35	480	30	—	—	800	130	—	—	—	—	19
Cole Robert M.	30	24	—	3000	100	100	3	2	2	—	—	—	24	875	60	—	—	900	160	—	—	—	—	20
Lance William	45	115	—	6400	45	—	6	1	5	—	3	17	20	565	90	—	—	1700	150	—	—	—	—	21
Murray W. S.	65	—	93	5000	100	350	7	—	3	—	24	—	20	1320	230	—	—	1200	300	—	—	—	—	22
Miller Young E.	80	40	50	4250	150	150	4	—	3	—	1	15	20	670	14	—	—	1100	150	—	—	—	—	23
Lance Isaac	35	45	—	2000	40	—	1	—	2	3	1	18	25	450	30	—	—	600	—	—	—	—	—	24
Hillspie Andrew	30	30	—	1900	100	50	1	2	2	—	1	—	35	300	—	—	—	250	—	—	—	—	—	25
Chambers Andrew	60	140	—	7000	130	—	6	—	3	—	9	18	20	860	—	—	—	400	50	—	—	—	—	26
Britchman John	75	85	—	3000	200	—	3	—	2	—	3	—	20	600	100	—	—	700	150	—	—	—	—	27
Baker Christopher	70	90	—	3200	75	—	4	—	3	—	1	9	15	370	40	—	—	600	75	—	—	—	—	28
Beatty Mrs. S. L.	70	90	—	6400	200	75	4	—	2	—	1	20	15	300	30	—	—	600	40	—	—	—	—	29
Wyatt William	70	38	—	4000	150	—	6	—	2	—	4	20	40	930	—	—	—	700	—	—	—	—	—	30
Thompson Andrew	60	25	—	2400	100	—	3	—	2	—	—	—	8	400	—	—	—	250	—	—	—	—	—	31
Lawrence W. Mead	60	15	25	5000	150	—	3	—	3	—	2	—	27	450	45	—	—	200	150	—	—	—	—	32
Ashley Thomas	60	40	70	5000	100	150	2	—	3	—	8	20	50	330	—	—	—	1000	300	—	—	—	—	33
Pollins Edward	80	80	60	5800	130	50	6	—	4	—	3	15	40	800	45	—	—	750	35	—	—	—	—	34
Finis Emanuel	150	90	83	7750	250	200	7	1	4	—	6	35	25	1150	90	100	—	700	100	—	—	—	—	35
Peterson Baylies	30	90	20	4100	200	100	6	—	2	—	1	—	40	800	—	—	—	600	140	—	—	—	—	36
Miller Charles P.	90	135	170	14500	300	200	7	3	50	—	20	—	100	3000	140	120	—	2250	450	300	—	—	—	37
Miller Charles P. Jr.	45	25	30	3500	150	100	—	2	3	—	—	—	50	600	70	—	—	350	100	—	—	—	—	38
Baum John	80	126	20	8000	250	200	9	—	8	—	7	50	23	1500	45	105	—	2000	350	—	—	—	—	39
Hellogg John	60	100	40	7500	100	—	9	—	2	—	2	65	30	1100	34	—	—	1500	30	—	—	—	—	40
	2508	2815	1155	203600	5200	4250	152	25	147	6	147	278	1033	31150	2015	720	110	41850	5064	300	—	—	—	—

SCHEDULE 3.—Productions of Agriculture in Jackson Township, in the County of Andrew, in the Post Office: Fellsmore Mo



Name of Agent, Owner, or Manager.	ACRES OF LAND.			PRESENT CASH VALUE.		Total amount of wages paid during the year, including value of board.	LIVE STOCK, JUNE 1, 1880.								PRODUCE DURING THE YEAR.														
	Improved.	UNIMPROVED.		Of farm.	Of farming implements and machinery.		Horses.	Mules and Asses.	Milk Cows.	Working Oxen.	Other Cattle.	Sheep.	Swine.	Value of All live stock.	WHEAT.		Rye.	Indian Corn.	Oats.	Barley.	Buckwheat.	Rice.	Tobacco.						
		No.	Wood-land.												Other unimproved.	Dolls.								Dolls.	No.	No.	No.	No.	No.
1	2	3	4	5	6	7	8	9	10	11	12	13	14	15	16	17	18	19	20	21	22	23	24						
Smith Robert of A. Blund	40	40	-	3000	150	50	3	-	2	-	-	28	25	950	81	-	-	125	50	-	-	-	-						
Smith James M.	25	70	-	3000	100	75	3	-	3	2	5	-	29	550	-	-	-	600	260	-	-	-	-						
Gilmore Joseph	60	126	-	5000	125	75	3	4	5	-	2	20	10	950	25	-	-	300	150	-	-	-	-						
Birdman W. Anderson	100	300	100	11000	150	-	5	-	2	-	-	9	19	800	20	-	-	2000	30	-	-	-	-						
Zeller Alexander	45	45	-	2500	125	-	3	-	3	-	5	-	19	450	51	-	-	1200	125	-	-	-	-						
Zeder Conrad	50	30	-	2400	100	-	5	-	5	-	5	-	30	800	-	-	-	1500	100	-	-	-	-						
Hoeber Sarah	60	120	-	3500	125	-	2	2	7	-	4	4	25	800	20	-	-	1300	30	-	-	-	-						
Postersfield John W.	70	90	29	7000	150	200	7	1	3	-	11	55	30	900	85	-	117	800	200	110	-	-	-						
Poston Benj H.	65	75	-	5600	150	200	3	-	2	-	-	-	100	375	75	-	-	1000	-	130	-	-	-						
Mc Brian William	65	65	-	4200	150	50	4	2	4	-	1	-	35	800	-	-	-	1200	200	-	-	-	-						
Nickolls Robert	50	70	-	4200	100	40	3	-	5	-	3	10	9	500	130	-	-	300	200	-	-	-	-						
Reece Daniel	45	20	15	3200	150	25	2	-	3	-	1	7	18	450	55	-	-	1000	60	-	-	-	-						
Hall Isaiah	45	35	-	3200	100	-	4	-	3	-	1	5	24	550	-	-	-	300	-	-	-	-	-						
Vaught George W.	33	47	-	2400	125	-	4	-	3	-	2	-	30	500	15	15	-	600	-	-	-	-	-						
Roberts Benj	170	104	-	8000	175	250	8	-	5	-	2	-	35	1000	190	-	-	1200	250	-	-	-	-						
Mc Brian James M.	25	20	35	2000	50	75	-	2	3	-	1	-	10	450	-	-	-	400	40	-	-	-	-						
Best John H.	80	18	10	5000	200	200	4	2	4	-	1	17	20	800	-	300	-	700	200	-	-	-	-						
Best Isaac R.	58	55	8	3000	150	30	3	-	3	-	-	-	-	500	-	-	-	900	-	-	-	-	-						
Heedley David & Ben	50	100	40	7000	250	75	3	2	9	-	7	-	25	700	55	-	-	750	150	-	-	-	-						
Vaught John	45	20	13	3000	300	-	7	-	3	-	2	12	25	650	-	-	-	450	75	-	-	-	-						
Hall George	35	35	10	2400	75	-	3	-	3	-	1	-	10	450	75	-	-	400	30	-	-	-	-						
Lambough Elmer	25	7	60	2500	45	-	2	-	2	-	1	-	-	400	30	-	-	400	30	-	-	-	-						
McNeil John S.	90	73	70	9400	600	700	3	2	5	-	18	80	80	1200	7	-	-	2800	350	285	-	-	-						
Huffman James	50	20	10	3200	175	150	2	-	4	-	1	-	14	300	40	-	-	350	100	-	-	-	-						
Montgomery Joseph	120	25	-	4100	250	400	-	2	8	-	25	-	18	350	150	-	-	1000	-	-	-	-	-						
Bailey John	60	15	-	3500	100	-	9	-	6	-	3	12	25	1000	91	-	-	600	-	-	-	-	-						
Hanborn Isaac	80	40	-	4500	125	-	5	-	1	-	5	18	9	650	7	15	-	1000	-	-	-	-	-						
House Christina	120	45	100	9275	200	-	4	-	3	-	2	14	11	600	-	-	-	1000	30	-	-	-	-						
Silvers James H.	35	10	-	1500	125	-	4	-	4	-	3	16	30	600	-	-	-	300	-	-	-	-	-						
Montgomery George	320	80	80	19200	500	375	4	2	10	4	55	50	30	1600	250	25	-	3000	400	200	-	-	-						
House Man Joshua	25	40	25	3200	180	10	5	-	2	-	2	10	40	700	20	-	-	550	80	-	-	-	-						
Roberts Lewis	10	40	10	1500	100	20	-	2	1	-	-	-	-	200	-	-	-	400	-	-	-	-	-						
Zeller Riley W.	30	80	30	3600	150	-	4	-	5	-	4	28	18	600	30	25	-	600	100	-	-	-	-						
Robinson John	30	25	25	2000	75	-	2	-	2	-	2	-	60	500	35	-	-	250	200	-	25	-	-						
Gann John C.	80	20	-	3000	150	60	5	-	6	-	6	-	30	600	-	-	-	1000	35	-	-	-	-						
Snow William	30	40	30	4200	100	40	5	-	3	-	2	-	15	600	40	-	-	300	80	-	-	-	-						
Stoner William	40	20	30	2700	100	25	2	1	2	-	-	-	17	400	40	-	-	600	50	-	-	-	-						
Cable Isaac	200	120	320	18000	400	300	10	4	12	-	32	15	65	1600	54	8	-	4200	600	-	-	-	-						
Myatt David	40	10	20	2500	100	75	3	-	1	-	-	-	20	400	-	-	-	600	50	-	-	-	-						
Myatt Marion H.	25	5	40	2200	75	-	2	-	1	-	-	-	15	350	-	-	-	400	60	-	-	-	-						
		2692	2200	1158	14500	6520								3490	150	28	158	6	215	390	1019	26600	1682	388	117	37075	4405	709	25

State of *Missouri*, enumerated by me on the *10* *1876* day of *August*, 1870.
John Powell, Ass't Marshal.

YEAR ENDING JUNE 1, 1870.

Cottier.	Wool.	Peas and Beans.	POTATOES.		Orchard products.	Wine.	Produce of Market Gardens.	DAIRY PRODUCTS.			SEED.			Hops.	Hemp.	Flax.	Flax-seed.	Silk cocoons.	SUGAR.			BEES.		Forest products.	Value of Home Manufactures.	Value of animals slaughtered or sold for slaughter.	TOTAL VALUE.	
			Irish.	Sweet.				Butter.	Cheese.*	Milk sold.	Hay.	Clover.	Grass.						Maple.	Cane.	Molasses.	Wax.	Honey.					Dolls.
Bales (50 lbs.)	Lbs.	Bush.	Bush.	Bush.	Dolls.	Gallons.	Dolls.	Lbs.	Lbs.	Gallons.	Tons.	Bush.	Bush.	Lbs.	Tons.	Lbs.	Bush.	Lbs.	Lbs.	Hds. (1,000 lbs.)	Gallons.	Lbs.	Lbs.	Dolls.	Dolls.	Dolls.	Dolls.	
25	26	27	28	29	30	31	32	33	34	35	36	37	38	39	40	41	42	43	44	45	46	47	48	49	50	51	52	
1	-	-	40	-	-	-	-	100	-	-	25	-	-	-	-	-	-	-	-	-	-	-	-	-	-	105	675	
2	-	-	300	15	-	-	-	150	-	-	-	-	-	-	-	-	-	-	-	-	330	-	-	-	-	200	950	
3	-	-	100	-	40	-	-	200	-	-	10	-	-	-	-	-	-	-	-	-	80	-	-	-	-	250	1400	
4	-	-	15	-	-	-	-	75	-	-	-	-	-	-	-	-	-	-	-	-	330	-	-	-	-	50	675	
5	-	-	100	-	-	-	-	100	-	-	10	-	-	-	-	-	-	-	-	-	25	-	-	-	-	260	900	
6	-	-	200	-	-	-	-	50	-	-	30	-	-	-	-	-	-	-	-	-	15	-	-	-	-	250	950	
7	-	-	100	-	30	-	-	250	-	-	10	-	-	-	-	-	-	-	-	-	-	-	-	-	-	1000	1700	
8	30	-	40	-	-	-	-	100	-	-	-	-	-	-	-	-	-	-	-	-	20	-	-	-	20	315	875	
9	50	-	30	40	40	-	-	150	-	-	1	-	-	-	-	-	-	-	-	-	-	-	-	-	-	400	1000	
10	-	-	200	40	400	-	-	500	-	-	12	-	-	-	-	-	-	-	-	-	330	-	-	-	-	160	1400	
11	-	-	80	-	-	-	-	100	-	-	4	-	-	-	-	-	-	-	-	-	42	-	-	-	-	175	800	
12	-	-	75	-	100	-	-	150	-	-	8	-	-	-	-	-	-	-	-	-	54	-	-	-	-	640	1575	
13	-	-	25	-	20	-	-	100	-	-	-	-	-	-	-	-	-	-	-	-	95	-	-	-	-	388	1950	
14	-	-	100	-	25	-	-	75	-	-	10	-	-	-	-	-	-	-	-	-	-	-	-	-	-	3000	4000	
15	-	-	40	-	-	-	-	75	-	-	6	-	-	-	-	-	-	-	-	-	27	-	-	-	-	285	1000	
16	-	-	1000	-	100	-	-	350	-	-	25	-	-	-	-	-	-	-	-	-	100	-	-	-	-	5500	6000	
17	-	-	15	-	-	-	-	150	-	-	-	-	-	-	-	-	-	-	-	-	30	-	75	-	-	255	1000	
18	100	-	18	-	-	-	-	150	-	-	-	-	-	-	-	-	-	-	-	-	45	-	50	-	-	250	1000	
19	-	-	25	-	-	-	-	200	-	-	-	-	-	-	-	-	-	-	-	-	-	-	100	-	-	890	2200	
20	-	-	50	-	-	-	-	150	-	-	-	-	-	-	-	-	-	-	-	-	65	-	50	-	-	350	1700	
21	-	-	30	-	-	-	-	150	-	-	-	-	-	-	-	-	-	-	-	-	-	-	-	-	-	250	1250	
22	75	-	75	-	-	-	-	150	-	-	20	-	-	-	-	-	-	-	-	-	-	-	60	-	90	1000	1900	
23	-	-	60	-	-	-	-	75	-	-	4	-	-	-	-	-	-	-	-	-	40	-	-	-	-	200	650	
24	-	-	100	-	-	-	-	100	-	-	10	-	-	-	-	-	-	-	-	-	-	-	-	-	-	180	700	
25	-	-	40	-	-	-	-	150	-	-	-	-	-	-	-	-	-	-	-	-	-	-	40	-	-	4400	5200	
26	-	-	100	-	-	-	-	100	-	-	-	-	-	-	-	-	-	-	-	-	22	-	-	-	-	200	900	
27	-	-	60	-	-	-	-	75	-	-	8	-	-	-	-	-	-	-	-	-	30	-	-	-	-	400	1000	
28	-	-	40	-	-	-	-	150	-	-	-	-	-	-	-	-	-	-	-	-	-	-	-	-	-	400	900	
29	-	-	30	-	-	-	-	200	-	-	4	-	-	-	-	-	-	-	-	-	30	-	-	-	-	325	1100	
30	-	-	-	-	10	-	-	50	-	-	6	-	-	-	-	-	-	-	-	-	-	-	50	-	-	600	1650	
31	-	-	50	-	-	-	-	75	-	-	-	-	-	-	-	-	-	-	-	-	-	-	30	-	-	100	1100	
32	-	-	10	-	-	-	-	50	-	-	-	-	-	-	-	-	-	-	-	-	14	-	-	-	-	60	650	
33	-	-	150	-	-	-	-	75	-	-	5	-	-	-	-	-	-	-	-	-	60	-	-	-	-	250	1300	
34	-	-	130	-	10	-	-	100	-	-	-	-	-	-	-	-	-	-	-	-	43	-	-	-	-	400	850	
35	-	-	40	-	15	-	-	100	-	-	-	-	-	-	-	-	-	-	-	-	-	-	-	-	-	6000	9500	
36	20	-	10	-	-	-	-	75	-	-	-	-	-	-	-	-	-	-	-	-	-	-	60	-	20	325	900	
37	-	-	25	-	-	-	-	75	-	-	-	-	-	-	-	-	-	-	-	-	-	-	-	-	-	320	850	
38	partly to retain the production of this year																											
39	100	-	30	-	-	-	-	100	-	-	-	-	-	-	-	-	-	-	-	-	-	-	-	-	-	30	400	900
40	-	-	50	-	-	-	-	150	-	-	6	-	-	-	-	-	-	-	-	-	-	-	-	-	-	40	300	700
	375		2583	50	810			5175			214									827			550	90	30830	61300		

* This will include only such cheese as is made upon the farm. Milk sent to cheese factories will be regarded as milk sold off the farm.

SCHEDULE 3.—Productions of Agriculture in Jackson Township in the County of Andrew, in the Post Office: Fillmore Mo



Name of Agent, Owner, or Manager.	ACRES OF LAND.			PRESENT CASH VALUE.		Total amount of wages paid during the year, including value of board.	LIVE STOCK, JUNE 1, 1870.								PRODUCE DURING THE YEAR.								
	Improved.	UNIMPROVED.		Of farm.	Of farming implements and machinery.		Horses.	Males and Asses.	Milk Cows.	Working Oxen.	Other Cattle.	Sheep.	Swine.	Value of All Live Stock.	WHEAT.		Rye.	Indian Corn.	Oats.	Barley.	Buckwheat.	Rice.	Tobacco.
		No.	Woodland.												Other unimproved.	Dolls.							
1	2	3	4	5	6	7	8	9	10	11	12	13	14	15	16	17	18	19	20	21	22	23	24
Muir Robert	73	40	10	4250	100	-	2	1	2	-	5	70	30	850	-	-	-	1500	200	-	-	-	-
Muir Thomas	55	25	-	3800	75	-	5	-	1	-	-	10	9	700	5	-	-	1800	250	-	-	-	-
Jahlor Isaac	80	40	-	4800	100	85	5	-	2	-	3	20	800	40	12	-	1000	40	-	-	-	-	-
Hurst Elijah	100	-	100	7500	200	100	8	-	5	-	10	25	60	1050	-	-	-	1000	180	-	-	-	-
Stevens Robert	140	95	-	9500	300	250	5	2	3	-	4	-	60	1250	-	150	-	1400	-	-	-	-	-
Dysart J. Finley	70	60	110	6000	125	75	1	2	2	-	6	-	25	650	-	-	-	1500	300	-	-	-	-
Samuels Pechal	23	25	7	2800	100	-	1	3	7	-	15	-	15	800	45	-	-	800	65	-	-	-	-
Dysart Josiah B.	100	115	-	6500	200	-	6	-	5	-	7	-	40	950	-	-	-	2000	300	-	-	-	-
Wade Edmund	60	78	-	4125	200	100	6	-	5	-	6	30	50	1000	50	-	20	1000	50	-	-	-	-
Wade William	200	350	-	10000	250	300	5	3	9	-	15	30	40	1300	-	-	50	1000	400	-	-	-	-
McCallon John	100	70	80	7500	125	-	4	2	3	-	12	30	100	1400	-	-	-	2000	800	-	-	-	-
Lilly David	150	40	-	8000	250	75	15	2	10	-	2	-	50	1875	-	-	-	2500	300	-	-	-	-
Davis Isaac W.	60	80	60	6000	150	-	3	-	5	-	10	8	40	575	-	-	-	1500	-	-	-	-	-
Hays John W.	70	30	80	6000	130	50	4	-	5	-	4	8	30	680	15	-	-	700	150	-	-	-	-
Alexander James	25	20	35	2500	100	70	7	-	3	-	3	-	38	900	-	-	-	600	100	-	-	-	-
Dyer Alfred	25	25	-	4800	100	300	3	2	3	2	12	-	125	1000	10	-	-	2000	300	-	-	-	-
North Godlieb	15	65	-	2800	100	100	-	2	3	-	-	-	25	750	42	-	-	600	60	-	-	-	-
Parker Isaac	10	20	-	600	-	-	1	-	1	-	1	-	14	200	-	-	-	300	-	-	-	-	-
Anderson Philip	85	40	35	3600	130	100	5	-	2	-	1	-	15	530	-	-	-	700	150	-	-	-	-
Leale John W.	80	80	40	7500	100	-	7	-	4	-	2	-	12	900	35	-	-	200	50	-	-	-	-
Robinson Bryant	64	-	-	2500	75	-	2	-	3	2	5	18	30	330	-	50	-	750	-	-	-	-	-
Cole William	40	-	-	1200	100	-	2	-	1	-	-	-	8	300	40	-	-	500	150	-	-	-	-
Ogle John W.	200	25	112	8000	250	-	8	2	6	-	18	-	30	1200	-	-	-	3000	-	-	-	-	-
Allen James	112	100	-	7500	150	225	6	-	7	2	16	9	60	1100	60	-	-	2800	150	-	-	-	-
Woodwell Ephus P.	385	325	-	21400	450	600	12	-	4	2	30	100	100	2000	-	1600	170	4000	400	-	-	-	-
Smith Henry	46	40	54	3600	150	-	2	-	1	-	-	11	11	230	51	-	-	900	100	-	-	-	-
Debard William	120	20	60	7500	250	150	6	4	2	-	9	-	75	1200	-	-	-	2000	150	-	-	-	-
McCallon Widow	35	45	-	3000	130	-	5	1	2	-	3	7	43	850	-	-	-	1100	200	-	-	-	-
Impey Francis	130	100	50	9600	200	-	4	2	2	-	1	-	30	800	-	-	-	1000	400	-	-	-	-
Cunningham John	70	30	60	4800	175	-	2	-	1	-	1	-	11	450	48	-	-	1700	300	-	-	-	-
Park Dilancy	200	30	80	8600	300	-	5	2	4	-	10	-	68	1000	175	-	-	2800	300	-	-	-	-
Duffy Bernabas	90	-	50	3600	150	-	10	-	23	-	1	-	50	900	40	-	-	900	300	-	-	-	-
McCallon William	66	15	14	3800	110	-	10	-	3	-	12	-	6	1200	42	-	-	1500	300	-	-	-	-
McShelley Samuel	200	252	-	12000	350	500	9	2	5	-	21	33	70	1375	80	-	-	2000	105	-	-	-	-
Berry John A.	40	43	40	3800	175	40	2	4	2	-	6	-	30	975	-	-	60	800	50	-	-	-	-
Sell Anthony	100	60	-	4800	130	-	4	1	3	-	-	-	40	800	148	-	-	2000	200	-	-	-	-
McCleim & Shannon	225	60	415	14000	600	350	8	3	4	2	30	-	75	2500	130	-	-	6000	100	-	-	-	-
Allen Robert	130	60	100	7500	200	-	6	2	7	-	6	6	45	1000	-	-	-	2400	300	-	-	-	-
Chamberlain Thomas	60	38	19	3500	200	-	2	3	3	-	4	-	30	950	49	-	-	1000	175	-	-	-	-
Hall James	70	52	30	4000	150	50	6	-	4	-	8	18	50	1000	40	-	-	1000	250	-	-	-	-

4074 2699 1921 24330 7200 3520 204 46 167 10 299 353 1678 39480 1145 1878 300 62000 7800

State of *Missouri*, enumerated by me on the *19* day of *August*, 1870.
John Powell, Ass't Marshal.

YEAR ENDING JUNE 1, 1870.

Cotton. (Bales 150 lbs.)	Wool. Lbs.	Peas and Beans. Bush.	POTATOES.		Orchard products. Dolls.	Wine. Gallons.	Produce of Market Gardens. Dolls.	DAIRY PRODUCTS.			Hay. Tons.	SEED.		Hops. Lbs.	Hemp. Tons.	Flax. Lbs.	Flax-seed. Bush.	Silk cocoons. Lbs.	SUGAR.			BEES.		Forest products. Dolls.	Value of Home Manufactures. Dolls.	Value of animals produced for slaughter. Dolls.	TOTAL VALUE. Dolls.			
			Irish. Bush.	Sweet. Bush.				Butter. Lbs.	Cheese.* Lbs.	Milk sold. Gallons.		Clover. Bush.	Grass. Bush.						Maple. Lbs.	Cane. Hhds. (1,000 lbs.)	Molasses. Gallons.	Wax. Lbs.	Honey. Lbs.							
25	26	27	28	29	30	31	32	33	34	35	36	37	38	39	40	41	42	43	44	45	46	47	48	49	50	51	52			
1	25		100					75	50	5											830			20	830	1650	1			
2	44		35					60		4											818			20	815	1300	2			
3			50					100																	200	800	3			
4	40		50					150		10															250	850	4			
5			100		250			150		2															600	1600	5			
6			50					100																		400	1200	6		
7			15					100																		575	1100	7		
8			20					150		5															600	1650	8			
9	30		30					100																	130	800	9			
10	50		20		25			200															50		200	1000	10			
11	70		70					150													850			60	1200	2350	11			
12			30					250		5																1200	2400	12		
13	20		10					100																	512	550	1400	13		
14	15		10					100																		500	1000	14		
15			50					100																	550	220	900	15		
16			50					100																50		300	1400	16		
17	9		100					100																		150	600	17		
18			30					30																		100	500	18		
19			20					150																		825	100	600	19	
20			75		30			200																		8	180	650	20	
21	45		65					100																		840	35	75	900	21
22			40					100																			210	650	22	
23			30					150																			600	1900	23	
24	27		25		15			100																		515	600	2000	24	
25	90		100		300			150		15														100	100	2400	3500	25		
26			25					30																		820	200	900	26	
27			60		75			100																		825	500	1600	27	
28	20		10					50																		850	200	1000	28	
29			40					100																			130	800	29	
30			60					100		4																840	450	1450	30	
31			200					150		10																860	725	2250	31	
32			150					800																			215	1100	32	
33			25					100																			75	900	33	
34	100		60		25			200																			2500	3975	34	
35			60					175																		830	475	1000	35	
36			50					125		3																827	240	1300	36	
37	375		360					125																			1000	11000	37	
38	20		100					200																		830	400	1650	38	
39			20					50		10																820	1000	1350	39	
40	40		30					150																		820	700	1300	40	
	1230		2405		720			5560	50	73															9524	220	235	30330	64075	

* This will include only such cheese as is made upon the farm. Milk sent to cheese factories will be regarded as milk sold off the farm.

SCHEDULE 3.—Productions of Agriculture in Jackson Township, in the County of Andrew, in the

Post Office: Jackson Mo



Name of Agent, Owner, or Manager.	ACRES OF LAND.			PRESENT CASH VALUE.		Total amount of wages paid during the year, in current value of board.	LIVE STOCK, JUNE 1, 1870.								PRODUCE DURING THE YEAR.										
	UNIMPROVED.			Of farm.	Of farming implements and machinery.		Horses.	Mules and Asses.	Milch Cows.	Working Oxen.	Other Cattle.	Sheep.	Swine.	Value of All Live Stock.	WHEAT.		Rye.	Indian Corn.	Oats.	Barley.	Buckwheat.	Rice.	Tobacco.		
	Improved.	Wood-land.	Other unimproved.												Spring.	Winter.								Bush.	Bush.
No.	No.	No.	Dolls.	Dolls.	No.	No.	No.	No.	No.	No.	No.	Dolls.	Bush.	Bush.	Bush.	Bush.	Bush.	Bush.	Bush.	Bush.	Lbs.	Lbs.			
1	Beasley Sargent	125	40	55	6000	200	-	6	-	5	-	25	-	20	800	40	-	-	100	-	-	-	-	1	
2	Trumbo Elkhana	65	38	15	3200	150	-	-	2	3	-	1	-	30	350	-	-	70	800	-	-	-	-	2	
3	Walker Albert	85	25	15	4200	200	-	4	1	4	-	2	170	16	1100	25	-	75	1000	-	-	-	-	3	
4	Pickler John	100	50	90	8000	300	-	4	2	5	-	10	30	50	975	90	-	-	1500	100	-	-	-	4	
5	Boyd James	100	40	-	4200	175	-	4	-	3	-	4	-	60	900	130	-	-	3000	200	-	-	-	5	
6	Warner Saml & Son	400	310	-	23440	1200	350	16	6	13	6	14	-	150	3000	320	-	-	9000	1100	-	-	-	400	6
7	Loely Elias	50	150	-	4000	100	350	2	-	2	-	16	-	21	300	60	-	-	1200	75	-	-	-	-	7
8	Berry Joseph W.	175	185	-	13500	175	-	8	-	5	-	6	40	40	1200	130	200	-	4000	350	-	-	-	-	8
9	Quinn Benj F.	115	125	-	10500	300	450	4	2	5	-	15	6	100	2000	125	50	-	2000	300	-	-	-	-	9
10	McCray James	65	55	-	4000	100	-	4	-	1	-	8	17	50	800	-	350	100	700	-	-	-	-	-	10
11	Bennett Holly J.	20	20	20	1500	100	-	3	-	4	-	-	20	8	375	-	20	-	300	50	-	-	-	-	11
12	Gregory Mary	40	57	-	2400	150	75	3	2	4	-	10	25	30	800	-	150	-	1100	75	-	-	-	-	12
13	Hugman Henry	80	30	-	3000	100	200	2	2	8	-	7	-	60	700	108	-	-	1500	300	118	-	-	-	13
14	Pickler Richard	55	70	35	4000	125	50	6	-	3	2	7	-	40	950	55	-	-	1200	-	-	-	-	-	14
15	McCray Henry	72	108	-	6000	150	130	2	1	4	2	8	20	70	950	40	-	-	1000	350	-	-	-	-	15
16	Mooney Thomas	40	120	-	6000	100	-	3	-	3	-	5	-	30	750	50	-	-	1500	250	-	-	-	-	16
17	Lance Adam	40	40	-	2000	75	-	6	-	3	-	6	24	40	800	40	10	-	700	150	-	-	-	-	17
18	Perkins John W.	50	110	-	3200	100	-	3	-	3	-	4	33	35	600	125	-	-	1400	45	-	-	-	-	18
19	Wase George W.	27	44	-	2000	75	-	3	-	1	2	6	-	20	500	60	50	-	1000	100	-	-	-	-	19
20	Wase Samuel	130	150	100	8000	200	150	1	2	2	-	1	-	15	450	300	-	-	3000	120	-	-	-	-	20
21	Russell Daniel J.	130	60	20	8000	500	300	4	-	3	-	3	10	40	800	400	90	-	1600	300	420	40	-	-	21
22	Kelly Peter	100	100	-	5000	200	-	3	-	5	-	7	30	30	750	-	-	-	1500	-	-	-	-	-	22
23	Messick Pally	130	45	-	6500	175	250	5	-	2	-	-	50	17	700	10	27	-	1500	50	-	-	-	-	23
24	Beasley Joseph H.	85	30	65	3750	110	175	1	2	3	-	-	12	20	550	92	-	-	1800	300	-	-	-	-	24
25	Boale Jesse J.	140	86	-	8000	200	250	12	-	8	-	-	50	30	1550	-	60	-	1600	200	-	-	-	-	25
26	Conwards James	100	50	-	3500	125	300	1	2	4	-	12	-	1	750	28	-	-	600	150	-	-	-	-	26
27																									27
28	J. Hale Powell, Asst Marshall for Sub-Division No 11 of Andrew County																								28
29	Do hereby Certify that to the best of my knowledge and belief the above Statistics are true and correct																								29
30	and are taken in accordance with the laws of my State of Office																								30
31	There are several Farms in this District which it is impossible to report. The Owners Living in other																								31
32	parts of this, or in other States, and those residing here last year having removed to other places																								32
33	J. Hale Powell																								33
34	Asst. Marshall																								34
35	No of Pages	5																						35	
36	No of Farms	156																						36	
37																								37	
38																								38	
39																								39	
40																								40	

2559 2138 395 155800 5125 2230 112 24 106 12 177 537 1003 24050 2428 1017 245 44000 4860 538 40 400

SCHEDULE 3.—Productions of Agriculture in Jefferson Township, in the County of Indiana

Post Office: Fillmore Ind



Name of Agent, Owner, or Manager.	ACRES OF LAND.			PRESENT CASH VALUE.		Total amount of wages paid to hired hands, including value of board.	LIVE STOCK, JUNE 1, 1870.										PRODUCE DURING THE YEAR.							
	Improved.	UNIMPROVED.		Of farm.	Of farming implements and machinery.		Horses.	Males and Asses.	Milk Cows.	Working Oxen.	Other Cattle.	Sheep.	Swine.	Value of all live stock.	WHEAT.		Rye.	Indian Corn.	Oats.	Barley.	Buckwheat.	Rice.	Tobacco.	
		No.	Woodland.												Other unimproved.	Dolla.								Dolla.
1	2	3	4	5	6	7	8	9	10	11	12	13	14	15	16	17	18	19	20	21	22	23	24	
Hart Shiner	70	107	-	7900	300	300	4	-	3	-	-	35	600	-	265	-	2000	100	-	-	-	-	-	
Cyzer John	120	70	-	4000	200	200	4	2	3	-	6	15	30	900	30	250	-	1000	120	-	-	-	-	
Graves James	65	40	-	3500	100	30	2	-	2	-	4	8	25	400	-	400	-	300	250	-	-	-	-	
Harvey Andrew	130	115	-	6500	250	310	3	-	2	-	1	15	30	500	-	200	-	800	400	-	-	-	-	
Harvey Thomas J	20	10	-	1000	75	20	1	-	1	-	1	6	22	200	-	125	-	400	300	-	-	-	-	
Pape Thomas J	30	42	-	1600	100	45	2	-	1	-	1	13	5	250	-	40	40	300	-	-	-	-	-	
Pipe John	20	20	-	2000	125	-	2	2	1	-	1	-	2	700	-	-	-	200	125	-	-	-	-	
Peery Matilda	35	35	-	2500	100	250	3	-	3	-	3	-	20	300	-	150	-	250	100	-	-	-	-	
Hall William	60	60	-	3000	125	30	2	-	1	-	3	-	14	300	3	125	-	150	50	-	-	-	-	
Miller Andrew	140	107	-	10000	300	300	3	4	3	-	2	-	40	1200	-	320	-	1000	800	-	-	-	-	
Crawley Samuel	100	470	-	18000	250	200	5	2	4	-	1	30	60	1150	90	-	-	1500	200	-	-	-	-	
Crawley Samuel Jr	60	35	-	3000	100	-	1	4	3	-	-	-	-	650	-	-	-	600	115	50	-	-	-	
Bennett John	60	100	-	-	75	-	2	2	2	-	1	-	35	955	219	200	-	700	150	-	-	-	-	
Horton James H	50	110	-	8000	150	450	3	1	7	-	5	-	30	1000	-	185	-	1000	170	-	-	-	-	
Muwer Felix	200	135	-	12500	750	500	10	4	4	-	15	-	65	1800	-	920	-	2000	1100	-	-	-	-	
Harvey George W	80	75	-	6000	350	350	-	4	1	-	5	-	20	650	-	350	-	1000	550	30	-	-	-	
Wardell August	45	35	-	3000	150	75	3	-	3	-	3	-	20	500	-	45	-	300	75	-	-	-	-	
Carroll John	100	140	-	10000	325	300	3	2	2	-	2	-	27	600	-	450	-	1500	300	-	-	-	-	
Foster William	70	90	-	3200	80	40	6	-	3	-	2	-	13	650	-	100	-	200	150	-	-	-	-	
Sebnier Nicholas	35	45	-	1600	30	20	8	-	4	-	6	10	20	1000	-	200	-	800	100	-	-	-	-	
Belmont Andrew J	70	80	-	6000	225	275	4	2	3	-	8	-	37	950	-	700	-	400	150	-	-	-	-	
Berryhill Joseph	30	25	-	3000	100	-	3	-	1	-	-	-	8	400	-	-	-	300	-	-	-	-	-	
Barry Boyd	70	90	-	6400	300	400	5	2	3	-	3	-	18	675	-	500	-	600	600	-	-	-	-	
Jenkins Lucy	110	108	-	12000	200	350	3	2	3	-	1	-	20	750	-	500	-	1000	350	-	-	-	-	
DeGlow Charles	40	45	-	3000	75	-	3	1	3	-	3	-	15	600	-	-	-	400	-	-	-	-	-	
Seiminger Jacob	55	185	-	7200	150	40	2	-	2	-	2	-	10	400	15	-	-	450	75	-	-	-	-	
Seiminger Maria	100	140	-	8400	100	75	1	3	2	-	-	-	30	800	-	600	-	1000	250	-	-	-	-	
Jenkins Joseph	25	65	-	4100	100	75	2	-	2	-	-	-	30	400	-	215	-	300	-	-	-	-	-	
Zimmerman Lewis	50	50	-	4100	125	-	4	-	3	-	1	8	15	600	-	175	-	600	75	-	-	-	-	
Garber John	45	60	-	3500	75	-	3	-	3	-	1	7	20	550	-	150	-	650	100	-	-	-	-	
Hopkins Jesse B	70	90	-	9600	200	300	5	3	4	-	4	-	25	1000	-	195	-	350	150	-	-	-	-	
Laughlin Nathan	20	40	-	2100	75	-	2	-	3	-	2	17	14	450	-	70	-	525	25	-	-	-	-	
Ball Conner	30	110	-	6400	350	200	1	4	4	-	1	-	22	700	-	-	-	-	400	-	-	-	-	
Conover William	80	200	-	12000	300	325	8	-	1	-	3	30	40	1100	-	450	-	800	150	-	-	-	-	
McKnight Nelson	80	80	-	6000	150	65	4	-	3	2	2	-	-	700	-	125	-	650	-	-	-	-	-	
Bauman Robert	70	195	-	8500	200	-	9	-	3	-	4	12	18	1150	-	150	-	750	100	-	-	-	-	
Stant James B.	40	120	-	6000	175	-	2	-	2	-	-	-	25	300	-	75	-	200	400	-	-	-	-	
McLain Longellow	80	75	-	9000	250	300	3	1	2	2	7	-	60	600	-	320	-	300	250	-	-	-	-	
Bentley George W	116	44	-	8000	400	350	4	3	3	-	3	-	32	1200	-	350	-	600	300	-	-	-	-	
Wright Isaac	70	90	-	7000	150	250	3	-	3	-	3	-	-	1100	-	-	-	1200	10	-	-	-	-	
				2800	3800	25600	7755	6595	142	50	110	4	156	193	970	28910	357	9120	40	27620	8750	80		

SCHEDULE 3.—Productions of Agriculture in Jefferson Township, in the County of Andrew, in the

Post Office: Lillmore



1	ACRES OF LAND.			PRESENT CASH VALUE.		7	LIVE STOCK, JUNE 1, 1870.								PRODUCE DURING THE YEAR.								24	
	2	UNIMPROVED.		5	6		8	9	10	11	12	13	14	15	WHEAT.				21	22	23			
		3	4												16	17	18	19				20		
Name of Agent, Owner, or Manager.	Improved.	Woodland.	Other unimproved.	Of farm.	Of farming implements and machinery.	Total amount of wages paid to hands including value of board.	Horses.	Mules and Asses.	Milch Cows.	Working Oxen.	Other Cattle.	Sheep.	Swine.	Value of All Live Stock.	Spring.	Winter.	Bye.	Indian Corn.	Oats.	Barley.	Buckwheat.	Rice.	Tobacco.	
	No.	No.	No.	Dolla.	Dolla.	Dolla.	No.	No.	No.	No.	No.	No.	No.	Dolla.	Bush.	Bush.	Bush.	Bush.	Bush.	Bush.	Bush.	Libs.	Libs.	
1	Cobb George W	30	42	—	3500	100	75	2	—	3	—	1	—	25	300	—	205	—	500	30	—	—	—	—
2	Richards Gerald	22	23	—	2000	75	—	2	—	2	—	1	—	15	275	—	30	—	400	30	—	—	—	—
3	Plinian William	20	30	—	2000	100	65	2	—	2	—	—	—	15	315	—	125	—	400	—	—	—	—	—
4	Muller Frederick	70	85	—	6500	200	125	5	—	1	—	2	9	40	700	—	350	—	600	—	—	—	—	—
5	McDaniel John	60	100	—	8000	200	300	6	—	3	—	8	—	31	800	—	170	—	800	400	—	—	—	—
6	Richards Edward	80	80	—	4000	100	100	3	2	5	—	7	—	45	750	—	200	—	600	—	—	—	—	—
7	Hornes A J	50	45	—	3600	100	75	1	4	3	—	—	—	10	3	450	15	20	—	1000	100	—	—	—
8	Brattle ^{prop} Wendell Miller	30	130	—	4500	100	25	2	—	2	—	1	—	20	310	—	—	—	500	—	—	—	—	—
9	Fallis Isaac B	60	20	—	4000	175	—	4	—	3	—	—	—	24	650	—	150	175	1000	200	—	—	—	—
10	Ladd Joseph	250	65	—	8000	350	300	7	5	4	—	6	—	45	1500	—	150	—	1500	600	—	—	—	—
11	Richardson Preston	150	150	—	16000	300	250	4	3	4	—	5	—	40	1000	—	250	—	3000	375	—	—	—	—
12	Brown Jacob	65	105	—	9500	350	140	6	—	3	—	7	—	39	900	75	70	—	800	400	—	—	—	—
13	Ladd Zephaniah	83	70	—	7750	250	125	3	1	2	—	4	—	28	650	—	45	—	800	500	—	—	—	—
14	Wilson Speed	70	70	—	7000	150	—	5	1	3	—	6	—	25	800	—	115	—	800	35	—	—	—	—
15	Riley Samuel J	12	13	—	1200	150	45	3	—	1	—	—	—	3	400	—	50	—	250	40	—	—	—	—
16	Taylor James B	35	50	—	6000	250	300	3	2	2	—	5	—	50	1000	150	50	—	1000	300	—	—	—	—
17	Mitchell Alexander ^{Wife of Alex Devo}	20	100	—	6000	150	75	3	—	2	—	4	—	20	700	—	40	—	650	100	—	—	—	—
18	Taylor Henry	35	60	—	1000	75	—	2	—	3	2	10	30	19	500	40	—	—	600	60	—	—	—	—
19	Hockaday Thomas	25	50	—	1000	30	—	5	—	1	—	1	—	2	600	—	—	—	300	—	—	—	—	—
20	Fields John	33	87	—	1000	75	—	2	—	4	6	10	20	45	650	—	—	—	700	90	—	—	—	—
21	Johnson Abram	15	45	—	750	100	30	2	—	2	—	1	10	5	350	—	—	—	300	25	—	—	—	—
22	Baum Kurtz ^{Henry}	27	53	—	2000	100	45	2	2	1	—	—	—	—	300	—	—	—	300	200	—	—	—	—
23	Milburn Joseph	43	10	—	2300	100	65	2	—	2	—	2	20	20	400	—	—	—	2000	—	—	—	—	—
24	Cotton Frank P	100	60	—	16000	200	350	4	—	4	—	—	—	41	975	—	200	—	700	—	—	—	—	—
25	Hale Elizabeth	25	35	—	1800	100	75	6	—	3	—	—	—	10	700	30	—	—	300	50	—	—	—	—
26	Brockmeyer John	100	220	—	16000	300	600	6	1	4	—	6	—	20	800	—	200	—	1200	300	—	—	—	—
27	Carroll Lewis	80	100	—	6000	100	300	4	—	4	—	2	15	12	600	—	320	—	1000	—	—	—	—	—
28	Blankship Thompson	80	80	—	4000	125	200	4	—	2	—	3	—	20	550	—	75	—	1000	150	—	—	—	—
29	Thompson John	25	35	—	1000	100	—	2	—	2	—	5	—	20	375	—	25	—	300	40	—	—	—	—
30	King George J	20	15	—	1200	150	30	2	—	2	—	3	—	9	375	—	110	—	250	—	—	—	—	—
31	Low Green	40	25	—	3000	150	90	2	1	3	—	2	—	30	475	30	65	—	450	100	—	—	—	—
32	Murray Washington	55	20	—	2500	100	—	—	2	2	—	1	—	25	450	—	135	—	400	50	—	10	—	—
33	Shelman Harrison	40	40	—	2500	125	—	1	—	4	—	—	—	40	200	20	90	—	500	100	—	—	—	—
34	Estes Melville	80	45	—	3200	225	—	4	2	3	—	4	—	40	800	—	100	—	350	100	—	—	—	—
35	Maxwell Richard	70	90	—	6400	150	50	3	—	1	—	10	—	40	950	25	80	—	250	80	—	—	—	—
36	Maxwell William	36	14	—	2500	125	150	—	2	1	—	1	—	13	600	—	155	—	400	300	—	—	—	—
37	Hall John	40	20	—	2500	750	—	4	—	3	—	3	—	25	350	—	8	—	600	100	—	—	—	—
38	Murray Casen S	113	120	—	12800	200	—	6	—	5	—	14	25	40	900	—	300	—	1500	400	—	—	—	—
39	Githens James	30	10	—	8000	100	40	—	2	1	—	4	—	5	450	—	100	—	200	75	—	—	—	—
40	James Julius ^{Wife of J. James}	200	190	—	12500	300	600	3	5	5	—	15	—	107	2000	—	500	—	3000	600	—	—	—	—
		2400	2679		229500	1500	4750	128	35	109	10	104	140	1062	25340	385	4575	175	31600	5720				10

State of Massachusetts, enumerated by me on the 7th 9th day of January, 1870.

Jabr Powell, Ass't Marshal.

Cotton		Wool	Peas and Beans		POTATOES		Orchard products		Wine		Produce of Market Gardens		DAIRY PRODUCTS			SEED				SUGAR			BEEHIVES		Forest products	Value of Home Manufactures	Value of animals slaughtered or sold for slaughter	TOTAL VALUE	
Bales (450 lbs.)	Lbs.	Bush.	Bush.	Bush.	Dolls.	Gallons	Dolls.	Lbs.	Lbs.	Gallons	Tons	Bush.	Bush.	Lbs.	Tons	Lbs.	Bush.	Lbs.	Hds. (1,000 lbs.)	Gallons	Lbs.	Lbs.	Dolls.	Dolls.	Dolls.	Dolls.			
25	26	27	28	29	30	31	32	33	34	35	36	37	38	39	40	41	42	43	44	45	46	47	48	49	50	51	52		
1			30	5	50			75																		585	1090		
2			20					100																			200	865	
3			120					75																			145	525	
4	15		40		100			50			6													50		215	985		
5			200		150			150			5								60							500	1400		
6			60		150			300												500						300	1000		
7			10		75			30																			85	650	
8			400					75																			183	675	
9			130		30			100																			418	1250	
10			50		750			200			7																465	2250	
11			75		600			250			3																800	3000	
12			30		100			75																	75		315	1050	
13			100		250			150																			175	975	
14			20		600			150																			135	1275	
15			70		20			50																			90	600	
16			130		550			150																100		500	2050		
17			130		75			80																			175	680	
18	50		50					50												3150			75	20	145	775			
19			30					30																			30	500	
20			60					150												350			25			165	700		
21	20		60					75															20	16	100	300			
22			10					50			1																135	575	
23	60		30					75																		18	225	1100	
24			400		1500			200			3													300		65	2450		
25			15					150																			145	650	
26			200		50			175																			400	1300	
27	75		50					100																			200	1100	
28			100		100			100			2																215	1100	
29			60		50			75																			175	600	
30			16					50			1																90	550	
31			125					200																			330	800	
32			15		30			100															15	400			230	900	
33			30		150			120																100			185	900	
34			20		160			250																			215	850	
35			20		75			50																			150	600	
36			30					150																				150	650
37			60		50			100																			230	750	
38	85		250		100			300			2																150	1500	
39			25		475			75												810							68	600	
40			50		400			150			8																820	3100	
	225		3425	5	6150			14950			40								60			8	276	15	400	740	10023	42400	

* This will include only such cheese as is made upon the farm. Milk sent to cheese factories will be regarded as milk sold off the farm.

State of Missouri, enumerated by me on the 18th 19th 20th 21st day of August, 1870.
J. A. Howard, Ass't Marshal.

YEAR ENDING JUNE 1, 1870.																									TOTAL VALUE.				
Cotton.	Wool.	Peas and Beans.	POTATOES.		Orchard products.	Wine.	Produce of Market Gardens.	DAIRY PRODUCTS.			SEED.					SUGAR.			BEES.		Value of animals slaughtered or sold for slaughter.	Estimated value of all farm production, including hogs and stock.							
			Irish.	Sweet.				Butter.	Cheese*	Milk sold.	Hay.	Clover.	Grass.	Hops.	Hemp.	Flax.	Flaxseed.	Silk cocoons.	Maple.	Cane.			Molasses.	Wax.	Honey.	Forest products.	Value of Home Manufactures.		
Bales (450 lbs.)	Lbs.	Bush.	Bush.	Bush.	Dolls.	Gallons.	Dolls.	Lbs.	Lbs.	Gallons.	Tons.	Bush.	Bush.	Lbs.	Tons.	Lbs.	Bush.	Lbs.	Hds. (1,000 lbs.)	Gallons.	Lbs.	Lbs.	Dolls.	Dolls.	Dolls.	Dolls.			
25	26	27	28	29	30	31	32	33	34	35	36	37	38	39	40	41	42	43	44	45	46	47	48	49	50	51	52		
1	60		200		300			150			9															525	1950		
2			200		75			200			6																50	1000	
3			100		200			150			4																275	1150	
4			150					150																			155	600	
5			100		500			250			20																300	2000	
6	45		250		60			75			2															25	115	700	
7	40		100		150			75															50				160	750	
8			50		50			150			5																225	650	
9			100		300			100			8												50	70			340	1450	
10			1500					200			50																125	7200	
11			50		75			325			40			1200													733	2000	
12			300		300			250			80																680	2550	
13			80		50			50			7																240	1100	
14			300					150														840					650	2000	
15	100		100					100			5																185	900	
16	20		80					50																			100	600	
17			100					50																			100	600	
18	100		30	20	450			200			6												100				500	2500	
19	50		30	5	300			200			5													250			400	2200	
20	100		20		250			250			20																375	2000	
21	100		60		350			100																			200	1850	
22			100		60			75			2																210	1000	
23	40		125		40			150																			940	1800	
24			100		800			75			15																185	1100	
25			50		25			50			30																120	750	
26			70					200			40																195	600	
27			30					150			16																400	950	
28			100		100			250			12											875					250	1900	
29			30					150																				235	1100
30			100	20	100			150			2																316	1200	
31	120		40		150			300			10											820					350	1200	
32			200		20	25		100																			218	800	
33	300		100					150			3																310	1000	
34	20		10		100			100			5																775	1500	
35	100		30		150			200																			250	950	
36			150		50			75																			250	1000	
37			150		150			75			6																115	1150	
38	40		100		300			50			2																800	1250	
39			80		250	11		75			2																200	1000	
40			50		250			100			3																450	1350	
	1200		5500	45	5285	36		5700			412			1200							815		200	320	25	13198	52350		

* This will include only such cheese as is made upon the farm. Milk sent to cheese factories will be regarded as milk sold off the farm.

State of Missouri, enumerated by me on the 22 day of July, 1870.
J. Powell, Ass't Marshal.

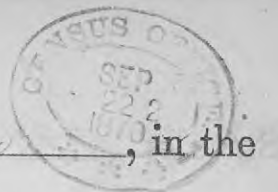
YEAR ENDING JUNE 1, 1870.

Cotton.	Wool.	Peas and Beans.	POTATOES.		Orchard products.	Wine.	Produce of Market Gardens.	DAIRY PRODUCTS.			SEED.			SUGAR.			BEES.		Forest products.	Value of Home Manufactures.	Value of animals slaughtered or sold for slaughter.	TOTAL VALUE.									
			Irish.	Sweet.				Butter.	Cheese.*	Milk sold.	Hay.	Clover.	Grass.	Hops.	Hemp.	Flax.	Flaxseed.	Silk cocoon.					Maple.	Cane.	Molasses.	Wax.	Honey.				
Bales (450 lbs.)	Lbs.	Bush.	Bush.	Bush.	Dolls.	Gallons.	Dolls.	Lbs.	Lbs.	Gallons.	Tons.	Bush.	Bush.	Lbs.	Tons.	Lbs.	Bush.	Lbs.	Lbs.	Hds. (1,000 lbs.)	Gallons.	Lbs.	Lbs.	Dolls.	Dolls.	Dolls.	Dolls.				
25	26	27	28	29	30	31	32	33	34	35	36	37	38	39	40	41	42	43	44	45	46	47	48	49	50	51	52				
1	20		40		130			75																		95	600	1			
2	20		200					50													510						75	650	2		
3			100		75			50			7												100	25			380	950	3		
4	75		120		75			300			4																450	1150	4		
5			50		100			75			2																150	600	5		
6			25					75																			75	600	6		
7			100		100			150														530	10	40			140	700	7		
8			75					75														520					85	95	600	8	
9	40		40		100			150																			255	800	9		
10	30		150					100																			270	750	10		
11			60		175			100			2																150	875	11		
12			100		30			75																			190	800	12		
13	65		250		130			150			5																200	250	1400	13	
14			30		25			100																			15	135	875	14	
15			20		20			100			1																20	200	700	15	
16			50		150			50																			40	60	700	16	
17			50					100																			50	275	800	17	
18			40					50																			50	100	600	18	
19			20		50			100																				120	800	19	
20			40		75			100																			40	145	900	20	
21	30		80		40			350			20																890	300	1400	21	
22	50		30		50			150			8																575	325	1000	22	
23			80		80			75																				65	600	23	
24			100		110			200																				150	700	24	
25			60		25			40																			835	60	188	750	25
26			100		75			75																			60	60	600	26	
27			50		75			50																				100	600	27	
28			75		100			200																				200	1900	28	
29			50	10				100			1																75	40	550	29	
30			40		50			50			2																825	85	600	30	
31																														31	
32																														32	
33																														33	
34																														34	
35																														35	
36																														36	
37																														37	
38																														38	
39																														39	
40																														40	
	300		2200	10	1500			3315			50									9	360	10	140	700		5670	24000				

* This will include only such cheese as is made upon the farm. Milk sent to cheese factories will be regarded as milk sold off the farm.

SCHEDULE 3.—Productions of Agriculture in Lincoln Township, in the County of Andover, in the

Post Office: Fellman No



Name of Agent, Owner, or Manager.	ACRES OF LAND.			PRESENT CASH VALUE.			Total amount of wages paid to hired hands, including value of board.	LIVE STOCK, JUNE 1, 1870.							PRODUCE DURING THE YEAR.									
	Improved.	UNIMPROVED.		Of farm.	Of farming implements and machinery.	Doll.		Horses.	Mules and Asses.	Milch Cows.	Working Oxen.	Other Cattle.	Sheep.	Swine.	Value of All Live Stock.	WHEAT.		Oats.	Indian Corn.	Barley.	Buckwheat.	Rice.	Tobacco.	
		No.	Wood-land.													Other unimproved.	Doll.							Doll.
1	2	3	4	5	6	7	8	9	10	11	12	13	14	15	16	17	18	19	20	21	22	23	24	
1 Trimble Richard	50	100	—	4000	30	125	3	—	2	—	2	—	13	800	20	—	—	500	150	—	—	—	—	1
2 Tipton Reuben	20	20	—	1300	40	—	3	—	2	—	1	13	6	550	—	46	—	300	30	—	—	—	—	2
3 Hatchkin John C	60	20	—	4000	100	—	5	2	2	—	—	—	15	650	180	30	—	450	400	—	—	—	—	3
4 Wilson James B	30	100	45	3000	150	250	7	2	3	—	4	50	75	1400	—	200	—	1400	—	—	—	—	—	4
5 Cardwell Milner	85	50	40	5200	75	40	2	—	2	—	3	—	45	720	—	75	—	1800	125	75	—	—	—	5
6 Jackson Andrew B	50	30	40	4200	80	110	2	—	2	—	1	—	20	350	—	200	—	375	—	—	—	—	—	6
7 White William	25	35	—	1500	45	—	2	—	2	—	—	10	20	275	—	40	—	500	30	—	—	—	—	7
8 Burns John W	30	25	—	1200	75	25	6	—	1	—	2	—	25	545	—	60	—	500	100	—	—	—	—	8
9 Messick Thomas	27	20	—	800	45	—	2	—	1	—	—	—	6	375	—	116	—	700	—	—	—	—	—	9
10 Elliott Archibald	70	65	—	4200	130	35	2	—	2	—	4	—	35	825	—	60	—	1000	100	—	—	—	—	10
11 Messick John W	20	50	—	1600	40	—	2	—	1	—	—	—	15	275	10	—	—	500	—	—	—	—	—	11
12 Cale Jeremiah	80	20	—	4000	175	—	2	—	1	—	2	14	10	385	70	300	—	1500	1000	—	—	—	—	12
13 Mead Peter	25	40	15	1800	75	—	3	—	2	—	3	—	15	520	—	75	—	700	50	—	—	—	—	13
14 Knyon Matthew	20	20	—	1200	30	—	—	1	1	—	2	—	10	225	20	—	—	300	25	—	—	—	—	14
15 Leonard John	75	75	—	4000	100	150	4	—	3	—	5	—	45	745	20	375	—	600	50	—	—	—	—	15
16 Thrautbill Joseph	40	100	20	4000	75	—	2	1	1	—	—	—	10	400	—	—	—	800	150	—	—	—	—	16
17 Johnson James J W	50	70	—	1500	30	75	2	—	1	2	1	—	30	485	—	38	—	300	—	—	—	—	—	17
18 English Charles	50	110	—	3000	75	100	2	3	—	—	1	—	45	545	—	84	—	300	224	—	44	—	—	18
19 Berry John W	50	110	—	3200	100	75	5	—	3	2	4	4	44	830	—	30	—	1000	50	—	—	—	—	19
20 Whinger Ulrich	50	90	—	2700	25	—	2	—	2	—	—	8	12	350	—	100	—	600	—	—	—	—	—	20
21 Garner Pleasant	20	27	—	800	—	—	2	—	1	—	—	—	11	300	—	70	—	500	—	—	—	—	—	21
22 Garner Cyrus C	18	25	10	1400	—	—	1	—	2	—	—	7	10	200	—	—	—	600	50	—	—	—	—	22
23 Garner Jefferson	15	40	—	1500	—	45	1	1	3	—	—	—	14	285	—	—	—	475	35	—	—	—	—	23
24 Wentworth Charlotte	28	32	—	1600	—	—	—	1	1	—	—	8	10	215	—	—	—	500	—	—	—	—	—	24
25 Smith William C	35	85	—	2800	200	150	5	—	3	—	3	14	23	765	—	—	65	1000	200	—	—	—	—	25
26 Brown Ellulert	20	54	—	1200	75	—	4	—	2	—	4	10	40	725	—	50	—	600	75	—	—	—	—	26
27 Martin Jesse J	40	60	—	1000	100	250	2	—	1	—	4	6	12	460	—	—	—	1500	25	—	—	—	—	27
28 Harris James	35	25	—	1200	75	—	2	1	1	—	3	10	12	250	—	—	—	1000	45	—	—	—	—	28
29 Reno John D	50	18	—	1000	—	—	5	—	—	—	3	—	20	400	—	—	—	2000	—	—	—	—	—	29
30 Ryan Daniel	40	80	—	3000	125	300	2	—	3	—	2	20	18	300	—	—	—	800	—	—	—	—	—	30
31 Muters George	20	38	—	1000	50	—	2	—	1	—	2	—	11	225	—	—	—	400	15	—	—	—	—	31
32 Looker Joseph	25	15	—	500	100	—	6	—	1	—	10	5	15	345	—	—	—	1000	—	—	—	—	—	32
33 Fieldner Nancy J	35	42	—	1500	85	90	2	—	2	—	3	—	27	375	—	60	—	650	28	—	—	—	—	33
34 Gill Michael	15	25	—	800	75	—	3	—	2	—	1	—	16	400	—	—	—	600	—	—	—	—	—	34
35 Carmichael James	35	50	10	1800	250	—	2	—	3	—	2	6	18	450	—	75	—	500	—	—	—	—	—	35
36 Hattabaugh George	18	24	—	1500	50	75	1	—	2	—	2	—	16	275	—	40	—	600	46	—	—	—	—	36
37 Cavanaugh James	30	35	—	1500	25	—	1	—	1	—	3	—	20	250	30	—	—	450	30	—	—	—	—	37
38 Tracy John & James	60	100	—	2800	155	75	2	2	1	—	4	—	45	650	—	75	—	1200	60	—	—	—	—	38
39 Burke John W	40	25	—	1200	50	—	1	—	2	—	1	—	12	240	—	—	—	800	150	—	—	—	—	39
40 Wilson John	25	35	—	1500	100	80	3	—	1	—	4	—	50	440	—	—	—	600	75	—	—	—	—	40
	1553	2042	180	88200	300	2250	103	14	67	14	82	181	874	19075	292	2199	65	29900	2420	75	44			

SCHEDULE 3.—Productions of Agriculture in Lincoln Township, in the County of Adams, in the
 Post Office: Millersville



Name of Agent, Owner, or Manager.	ACRES OF LAND.			PRESENT CASH VALUE.		Total amount of wages paid during the year, including value of board.	LIVE STOCK, JUNE 1, 1870.								PRODUCE DURING THE YEAR.								
	Improved.	UNIMPROVED.		Of farm.	Of farming implements and machinery.		Horses.	Mules and Asses.	Milk Cows.	Working Oxen.	Other Cattle.	Sheep.	Swine.	Value of all live stock.	WHEAT.		Rye.	Indian Corn.	Oats.	Barley.	Buckwheat.	Rice.	Tobacco.
		No.	Wood-land.												Other unimproved.	Dolls.							
1	2	3	4	5	6	7	8	9	10	11	12	13	14	15	16	17	18	19	20	21	22	23	24
Nilson Henry	18	50	12	1500	100	25	—	—	—	1	6	12	75	—	—	—	500	70	—	—	—	—	—
Nilson Charles	30	50	—	1400	75	35	3	—	1	—	5	—	35	445	—	—	—	350	—	—	—	—	—
Martin James E	45	45	—	3000	100	35	4	—	2	—	3	—	20	800	—	120	—	500	100	—	—	—	—
Stebie Gottlieb	75	90	—	4200	125	145	2	2	2	—	6	13	30	745	—	75	—	750	150	—	—	—	—
Goodwin William	35	60	—	1600	125	—	2	2	2	—	1	7	13	475	—	25	—	500	20	—	—	—	—
Shunk John E	50	40	—	1600	175	—	3	—	3	—	2	20	12	460	—	100	—	300	150	—	—	—	—
Wright Lewis	35	45	—	1800	25	—	5	—	2	—	2	—	16	515	70	100	—	300	250	—	—	—	—
Kinney John H	18	32	—	1000	75	30	2	—	2	—	4	—	12	300	—	40	—	250	40	—	—	—	—
Ellison Thomas	30	50	—	3000	125	—	7	—	3	—	4	36	25	840	—	65	—	500	200	—	—	—	—
Huffman William	130	200	—	12000	275	70	6	—	3	2	8	22	45	1050	15	200	100	600	200	—	—	—	—
Hare Joseph E	40	40	—	3000	150	—	2	—	2	—	2	10	14	370	—	195	200	300	50	—	14	—	—
Messick William	65	15	—	1600	150	—	5	—	2	—	2	18	30	600	—	95	—	700	150	—	—	—	—
Bradford James	100	300	—	10000	175	—	4	—	3	—	2	30	30	700	10	—	—	500	100	—	—	—	—
Durfee Moroni	20	15	20	1000	—	50	—	—	1	—	—	—	—	100	—	—	—	550	—	—	—	—	—
Bowen John	90	500	—	15000	150	300	7	—	5	2	—	50	20	1150	—	60	—	1000	200	—	—	—	—
Onsley William C	35	45	—	2000	75	15	4	—	2	—	3	25	16	600	—	100	—	300	100	—	—	—	—
Henderson Joseph	65	70	—	3500	150	95	2	—	3	—	4	15	35	400	—	—	—	800	—	—	—	—	—
Perry John R	60	60	—	5000	150	100	2	—	2	2	—	—	48	750	—	200	35	750	—	—	—	—	—
Hosher Washington	140	175	—	9000	250	450	1	4	4	4	12	8	100	2200	100	—	10	2000	—	—	—	—	—
Lincoln John	60	100	—	6000	200	75	5	2	2	—	4	12	35	955	—	160	—	900	60	—	—	—	—
Messick Nathan L	24	16	—	1900	150	25	2	—	1	—	1	2	18	350	10	25	—	500	75	—	—	—	—
Ramsay James C	40	80	—	4500	200	35	—	3	1	—	2	—	7	400	—	70	14	450	100	—	20	—	—
Cole John	38	42	—	2500	25	—	2	—	1	—	1	7	13	300	—	120	—	75	100	—	—	—	—
Ellison William	20	60	—	1600	130	20	3	—	2	—	—	12	6	425	14	65	—	300	50	—	—	—	—
Booker William	12	4	—	500	25	75	2	—	—	—	2	—	2	275	—	—	155	1000	—	—	—	—	—
Pitman Richard	25	15	—	1000	45	—	2	—	1	—	2	9	11	350	—	105	—	400	30	—	—	—	—
Gumbell William	75	85	—	2600	75	150	2	—	1	—	3	—	35	275	7	25	15	900	60	—	25	—	—
Jahson Joseph	60	60	—	3000	145	140	5	—	2	—	1	—	20	670	12	20	—	500	240	—	—	—	—
Connelton Samuel	50	70	—	3000	130	—	2	4	3	—	4	9	30	840	40	—	—	400	100	—	—	—	—
Walker N. B.	25	55	—	2000	125	80	2	—	1	—	1	—	10	285	—	—	—	1000	—	—	—	—	—
Martin Elijah	100	100	150	7500	350	200	1	3	4	—	3	18	13	570	14	100	60	1500	100	—	—	—	—
Anden William	70	60	—	3000	75	—	5	2	2	—	2	—	84	700	10	—	35	600	85	—	—	—	—
Sieck Henry	75	85	—	6400	125	35	5	—	6	—	9	30	15	1175	—	100	65	200	60	—	—	—	—
Stanton John L	75	85	—	12000	200	—	5	2	3	—	4	—	65	1600	100	45	—	500	100	—	—	—	—
Brack Joseph	71	149	—	16000	250	250	4	—	3	—	1	—	34	600	140	100	—	800	130	—	—	—	—
Mackey Sarah	80	160	—	12000	200	100	3	—	3	—	—	15	30	450	15	15	—	300	100	—	—	—	—
East Daniel	50	70	—	4500	75	35	1	—	1	—	1	5	22	210	10	—	—	450	120	—	—	—	—
Barr Andrew	25	100	—	12000	250	150	7	2	4	—	4	15	40	1030	90	290	—	2000	400	—	—	—	—
Gambins Anna	60	95	—	3500	150	70	5	—	2	—	4	—	45	740	14	50	—	1600	25	—	—	—	—
Hart John B.	35	45	—	3000	25	—	7	—	1	—	—	9	7	175	—	125	—	400	25	—	—	—	—
	2211	3428	214	109600	5440	2710	125	26	88	10	110	420	1120	24990	675	2790	482	26325	3740	—	59	—	—

SCHEDULE 3.—Productions of Agriculture in *Lincoln Township*, in the County of *Adams*, in the State of *Illinois*



Post Office: *Fillmore W*

No.	Name of Agent, Owner, or Manager.	ACRES OF LAND.			PRESENT CASH VALUE.			LIVE STOCK, JUNE 1, 1870.															PRODUCE DURING THE YEAR.					
		Improved.	UNIMPROVED.		Of farm.	Of farming implements and machinery.	Total amount of wages paid during the year, including value of board.	Horses.	Mules and Asses.	Milch Cows.	Working Oxen.	Other Cattle.	Sheep.	Swine.	Value of all live stock.	WHEAT.		Rye.	Indian Corn.	Oats.	Barley.	Buckwheat.	Rice.	Tobacco.				
			Wood-land.	Other unimproved.												Spring.	Winter.											
No.	No.	No.	Dolls.	Dolls.	Dolls.	No.	No.	No.	No.	No.	No.	No.	No.	Dolls.	Bush.	Bush.	Bush.	Bush.	Bush.	Bush.	Bush.	Libs.	Libs.					
11	Hays Jackson	65	95	—	6200	150	100	7	1	5	—	1	30	20	800	—	145	—	750	50	—	—	—	—				
12	Lavergne Israel	40	40	—	3000	50	40	2	—	3	—	2	—	18	350	—	65	—	350	90	—	—	—	—				
13	Pitman Nancy	70	88	—	3900	50	25	3	—	3	—	1	—	50	450	—	110	—	850	100	—	—	—	—				
14	Cent William	50	30	—	3500	150	450	1	1	2	—	—	—	9	250	—	80	—	850	100	—	—	—	—				
15	Cent Davis	30	80	—	3500	125	—	2	—	2	—	5	—	13	375	—	75	—	250	50	—	—	—	—				
16	Middleton Mirra	85	90	—	13250	300	60	3	6	4	2	2	3	10	1500	60	250	—	1500	250	—	—	—	—				
17	Brand Nancy A	80	100	49	9200	200	225	2	—	3	—	3	30	14	750	12	140	—	1100	50	—	—	—	—				
18	Kimney George W	50	30	—	3000	150	50	5	2	2	—	6	16	9	850	6	50	—	750	50	—	—	—	—				
19	Carter Guy W	65	77	—	4200	85	175	3	—	1	—	2	10	16	475	—	140	—	550	250	—	—	—	—				
20	Pattar Anna	60	140	—	8000	200	—	6	—	4	—	2	25	25	900	35	125	—	900	50	—	—	—	—				
21	Hart John	95	67	—	8000	150	215	3	—	2	—	—	15	60	500	—	680	—	450	200	—	—	—	—				
22	Mersold John	45	35	—	4200	75	95	2	—	3	—	2	—	17	400	—	145	—	250	50	—	—	—	—				
23	Jenni Anna	80	50	—	4500	100	—	3	—	3	—	5	11	40	450	—	385	20	700	150	—	—	—	—				
24	Culp Nathan	50	70	—	6000	90	50	3	—	2	—	2	8	9	400	—	142	30	300	—	—	—	—	—				
25	Nelson John W	60	40	—	4500	125	130	5	—	1	—	—	—	10	600	—	100	—	250	250	—	—	—	—				
26	Hammah John	90	30	—	4500	100	20	2	—	1	—	—	—	28	350	—	—	—	950	—	—	—	—	—				
27	Florence Elizabeth	35	45	—	1800	50	—	2	—	2	—	1	7	12	450	6	65	—	85	60	—	—	—	—				
28	Callington John	25	13	—	1600	40	40	2	—	2	—	3	10	24	450	—	140	—	300	45	—	—	—	—				
29	Maag Casper	40	40	—	2000	150	—	2	—	2	—	1	—	20	300	—	65	—	300	75	—	—	—	—				
30	Peters James B	25	15	—	1600	95	30	3	—	2	—	2	16	14	450	6	40	—	250	30	—	—	—	—				
31	Smith Mary F	50	30	—	2400	175	—	5	1	2	—	3	28	15	700	—	32	30	200	40	—	—	—	—				
32	Edwards Jetha	50	35	—	2500	100	—	2	—	2	—	3	15	35	400	60	100	25	500	110	—	—	—	—				
33	Quinn Ann	25	35	—	1600	75	—	3	1	2	—	1	17	12	425	—	115	—	100	60	—	—	—	—				
34	Bowlin Catherine	45	60	—	2500	50	—	5	—	2	—	12	13	14	700	—	120	—	600	70	—	—	—	—				
35	Cent Joseph	70	32	—	4500	150	120	3	—	2	—	2	4	20	500	—	50	—	700	50	—	100	—	—				
36	Noble Ellen	50	30	—	2100	150	—	9	—	3	2	3	23	20	1000	—	30	—	650	50	—	—	—	—				
37	Noble Henry C	30	70	—	2200	75	40	3	—	3	—	1	15	20	460	—	30	—	1000	—	—	30	—	—				
38	Thraill John C	65	95	—	3500	800	100	1	1	2	1	4	—	65	500	—	60	—	300	130	—	35	—	—				
39	Monroe Fanny	30	45	—	2850	150	—	2	—	1	—	—	—	5	400	—	—	—	250	—	—	—	—	—				
40	Garner Daniel	45	35	—	2400	75	—	3	—	1	2	4	19	11	500	—	70	—	650	80	—	—	—	—				
41	Coruner Samuel	30	35	—	2500	50	—	2	—	1	—	6	—	9	350	—	—	—	500	100	—	—	—	—				
42	Jager Rentz	42	118	—	4500	100	30	3	—	2	—	1	—	—	350	—	—	—	200	30	—	—	—	—				
43	Babler Rentz	60	60	—	3000	125	—	2	1	—	—	—	—	20	250	—	140	—	400	200	—	—	—	—				
44	Knorrer Richard	15	85	—	2000	50	300	2	—	1	4	2	—	35	350	—	—	—	1300	—	—	—	—	—				
45	Reedy Rentz	40	40	—	2000	75	—	2	—	1	—	—	—	1	245	—	—	—	500	—	—	—	—	—				
46	Jenkins George W	35	45	—	1600	120	85	3	—	3	—	3	—	30	450	5	45	—	300	100	—	—	—	—				
47	Richmond James V	30	30	—	1850	75	—	2	—	1	—	1	—	2	250	—	10	—	200	25	—	—	—	—				
48	Barr William	60	100	—	5600	200	150	3	—	2	—	1	11	10	800	—	100	—	400	220	—	—	—	—				
49	Odell Anderson	25	15	—	800	60	100	2	—	1	—	1	6	10	350	—	20	—	500	45	—	12	—	—				
50	Shirley Isaac	30	50	—	1600	100	25	2	—	2	—	—	22	9	350	40	30	—	600	50	—	—	—	—				
					1987	2267	49												177									

State of Missouri, enumerated by me on the 21 22 23 24 day of June, 1870.

John Paul, Ass't Marshal.

YEAR ENDING JUNE 1, 1870.

1	25	26	27	POTATOES.		31	32	DAIRY PRODUCTS.			SEED.			SUGAR.			BEES.		50	51	52	TOTAL VALUE.							
				33	34			35	36	37	38	39	40	41	42	43	44	45					46	47	48	49			
																											Irish.	Sweet.	Orchard products.
1		60		30		60			200			5												15	208	815	1		
2		75		100		150			200			2					50		24						80	575	2		
3				40		150			150								60		20 10						205	895	3		
4				100		500			100								65		20 6						265	1280	4		
5				5		20			150			2													208	545	5		
6		6		25	10	950			150			1													45	450	1825	6	
7		65		40		175			220								150		3 10						75	510	1525	7	
8		35		50		100			75																	300	800	8	
9		25		25		115			75																25	415	950	9	
10		25		150		200			250										2 00							295	1160	10	
11		30		340		475			75										2 10						20	298	1780	11	
12				100					75										3 35							235	585	12	
13		40		100		100			200			6					10		3 20					25	364	1270	13		
14		20		75		50			125								30								15	180	665	14	
15				100		250			75								100		2 5							315	910	15	
16				5	5	15			30																	38	465	16	
17				45		25			60																	185	800	17	
18									60																	70	85	550	18
19				130		25			75																	150	438	19	
20		30		60					60																	180	580	20	
21		50		50		180			720																	70	215	960	21
22		42		75		20			100								150									60	585	1142	22
23		50		25		15			75																		115	560	23
24		60		25		150			100																		165	640	24
25		15		75		120			80											3 15					20	285	885	25	
26		60		25		100			100			2								3 8					15	170	795	26	
27		40		25		150			100			3													30	270	970	27	
28		30		50		10			75			3								3 20							285	685	28
29				75		150			150			1														180	480	29	
30				50		60			60																	95	635	30	
31				500		100			60											3 25						75	445	31	
32				100		50			100			4												15	100	120	800	32	
33				100		40			50																	70	585	33	
34				30					60			7														40	380	34	
35				100					50																	45	570	35	
36				55					150																	150	425	36	
37				75		200																				60	615	37	
38		30		100		200			75																	260	865	38	
39		20		30		40			60																75	165	630	39	
40		30		20		75			70																	215	615	40	
	855			3125	15	4330			4040			36					615		18493	35	15	100	75	486	8551	31765			

* This will include only such cheese as is made upon the farm. Milk sent to cheese factories will be regarded as milk sold off the farm.

SCHEDULE 3.—Productions of Agriculture in Lincoln Township in the County of Andrew, in the

Post Office: Wellwood Ind



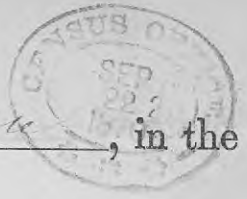
Name of Agent, Owner, or Manager.	ACRES OF LAND.			PRESENT CASH VALUE.		Total amount of wages paid during the year, including value of board.	LIVE STOCK, JUNE 1, 1870.								PRODUCE DURING THE YEAR.								
	Improved.	UNIMPROVED.		Of farm.	Of farming implements and machinery.		Horses.	Mules and Asses.	Milch Cows.	Working Oxen.	Other Cattle.	Sheep.	Swine.	Value of All live stock.	WHEAT.		Rye.	Indian Corn.	Oats.	Barley.	Buckwheat.	Rice.	Tobacco.
		No.	Wood-land.												Other unimproved.	Dolls.							
1	2	3	4	5	6	7	8	9	10	11	12	13	14	15	16	17	18	19	20	21	22	23	24
1 Shollenberg Joseph	50	25	-	3000	200	150	7	3	2	-	1	-	10	1000	-	90	-	900	150	-	-	-	-
2 Van der Brink Abram	15	65	-	1500	160	100	2	-	-	-	-	-	5	200	-	-	-	200	-	-	15	-	-
3 Coley Julia	19	13	-	1500	75	65	3	-	1	-	2	-	6	250	-	-	-	100	-	-	-	-	-
4 Sritz John	30	32	-	2400	85	50	3	-	2	-	1	-	9	265	-	55	-	200	50	-	-	-	-
5 Goodrich Isaac	30	10	-	650	40	-	2	-	1	-	-	-	16	300	-	125	-	250	-	-	-	-	-
6 Capt. Placide	50	230	-	6500	160	125	3	2	1	-	-	-	10	350	-	135	-	1000	-	-	-	-	-
7 Knapp William	85	142	-	2600	100	65	3	-	2	-	-	-	15	575	-	-	-	200	40	-	10	-	-
8 Bowman William	100	142	-	6500	250	65	7	-	2	4	2	-	32	1700	-	250	20	650	90	-	-	-	-
9 Charles Caples	100	100	-	6000	150	100	7	-	3	2	2	-	50	1000	-	245	-	700	115	-	-	-	-
10 Lyle Francis	30	12	6	3400	210	150	4	-	2	-	4	10	80	800	-	-	-	1000	-	-	-	-	-
11 Cameron James	35	45	-	2000	75	-	3	-	1	-	3	12	15	450	-	-	-	350	50	-	-	-	-
12 Ent Peter	50	110	-	6400	200	75	1	4	2	-	3	7	20	1200	-	155	-	350	200	-	7	-	-
13 Zimmermann John	60	220	40	3000	300	-	3	1	2	-	5	12	16	800	-	235	-	600	60	-	-	-	-
14 Obyrne Matilda	30	130	-	3000	150	100	1	-	2	-	2	-	20	220	-	-	40	500	25	-	-	-	-
15 Hull Elizabeth C	12	100	-	2000	75	25	1	1	1	-	-	-	3	200	-	-	-	200	50	-	-	-	-
16 Reed Simon	15	65	-	1600	75	25	1	-	2	-	2	3	15	200	-	60	-	200	-	-	-	-	-
17 Shaffer Joel W	110	210	-	14000	150	300	7	-	7	-	19	50	30	1500	-	110	-	1000	50	-	-	-	-
18 Wallace Edward	50	15	38	2600	100	30	3	-	2	-	4	20	30	400	-	235	-	500	50	-	-	-	-
19 Beublmann Bredet	30	50	-	2200	100	55	4	-	3	-	1	-	15	450	-	50	-	300	-	-	-	-	-
20 Leggett John	70	90	-	4000	200	200	3	-	2	-	4	-	27	525	-	330	-	600	260	-	-	-	-
21 Gahling Lawrence	20	40	-	1500	50	-	2	-	1	-	2	-	15	275	-	15	-	250	50	-	-	-	-
22 Sigelman Godlieb	35	25	-	3000	125	215	2	-	2	-	3	-	11	300	-	85	-	150	60	-	-	-	-
23 Krusenmuller Frederic	15	25	-	2000	100	-	2	-	2	-	2	-	9	300	-	40	-	200	35	-	-	-	-
24 Broce John	75	95	-	3500	200	75	3	1	2	-	10	-	40	650	-	245	-	700	100	-	-	-	-
25 Bright Christian	60	114	-	7000	175	130	5	2	3	-	4	20	25	900	-	80	-	850	300	-	-	-	-
26 Miner Lafeyette	35	35	-	2600	100	25	2	-	1	-	1	-	9	275	-	40	-	140	30	-	-	-	-
27 Miner Washington	40	40	-	2500	75	80	2	-	1	-	-	-	8	250	-	60	-	150	200	-	-	-	-
28 Fuller Elizabeth	20	20	-	1600	50	-	3	1	2	-	2	-	20	400	-	50	-	500	100	-	-	-	-
29 Shurtz Abraham	45	45	-	2500	50	-	2	-	2	-	-	5	10	275	-	85	55	400	30	-	-	-	-
30 Hadel John	40	40	-	2000	75	-	4	-	2	-	3	8	14	600	-	70	15	500	75	-	-	-	-
31 Kinser David	25	35	-	1600	85	50	2	-	1	-	2	10	12	300	-	100	-	450	100	-	-	-	-
32 McLaughlin Stillman	45	55	-	3000	125	75	2	-	2	-	4	15	30	450	-	180	-	650	750	-	-	-	-
33 Caples Marion W	20	50	-	3000	125	200	4	-	1	-	6	-	30	450	-	-	-	800	80	-	-	-	-
34 Butler William J	85	75	-	8000	150	200	6	-	3	-	5	-	70	900	-	80	-	7000	100	-	30	-	-
35 Bahart William	100	69	-	9000	200	150	3	-	2	2	4	-	25	785	150	40	-	1000	400	-	-	-	-
36 Stantow Margaret	80	240	-	6000	150	100	1	1	2	-	2	10	20	750	40	-	-	400	40	-	-	-	-
37 Calbert Jesse	95	145	-	8000	275	200	5	-	3	-	2	-	60	700	-	-	-	2500	-	-	-	-	-
38 Duff Mary	40	40	-	3500	250	100	2	-	4	-	1	25	30	400	25	48	-	800	60	-	-	-	-
39 Patterson Elizabeth	35	45	-	2800	150	50	3	-	2	-	2	-	10	400	-	-	-	1500	-	-	-	-	-
40 Wood John W	40	40	-	3000	175	-	3	-	4	-	5	-	3	350	40	20	-	300	80	-	22	-	-
	1942	3049	84	147050	5720	3245	126	20	82	8	117	207	924	21905	258	3213	130	22340	3240		84		

State of Massachusetts to be enumerated by me on the 26th day of July 1870.

John Powell, Asst. Marshal.

YEAR ENDING JUNE 1, 1870.		CROPS AND PRODUCTS																				TOTAL VALUE.									
Gotton.	Wool.	POATOTERS.			Orchard products.	Wine.	Produce of Market Gardens.	DAIRY PRODUCTS.				SEED.					SUGAR.			BEEH.		Forest products.	Value of Home Manufactures.	Value of Animals slaughtered or sold for slaughter.	Estimated value of all farm production, including but excluding additions to stock.						
		Bales (450 lbs.)	Lbs.	Dusks.				Bush.	Dolls.	Dolls.	Dolls.	Lbs.	Lbs.	Gallons.	Tons.	Bush.	Bush.	Lbs.	Tons.	Lbs.	Bush.					Lbs.	Hds. (1,000 lbs.)	Gallons.	Lbs.	Lbs.	Dolls.
25	26	27	28	29	30	31	32	33	34	35	36	37	38	39	40	41	42	43	44	45	46	47	48	49	50	51	52				
11			100		300			100																		100	300	165	1375	11	
12			40					60													325				250		35	475	12		
13			75					100																			65	340	13		
14					300			75			1										975						135	885	14		
15			5		200			60												25							215	700	15		
16			10		100			75																				180	835	16	
17			75		100			75																				70	535	17	
18			150		100			175																					195	920	18
19			100		25			60			7																	250	935	19	
20			300					75																		20	200	995	20	20	
21	40		75		250			60																	210	25	205	985	21	25	
22	20		20		200			725										100		75						15	325	940	22	15	
23	35		800		175			120			1															20	200	1095	23	20	
24			200		100			60																				275	715	24	
25			50					50													10				75		85	335	25	75	
26	10		20					30																			5	150	345	26	5
27	120		100		150			300			15							25		10					25	410	1340	27	25		
28	50		200					75										50		320					100		295	965	28	100	
29			70		60			150										30		105							125	455	29	105	
30			100		350			100																	30		335	1785	30	30	
31			250		100			50																				120	465	31	
32			250		50			92																		85		110	490	32	85
33			300		25			75			1							30		5				35		75	425	33	35		
34			200		75			125																	150		195	980	34	150	
35			45		100			120			2										340				70	30	320	1135	35	70	
36			12					30																	15		118	300	36	15	
37			100		50			50										20									85	585	37	85	
38			30		20			50												330							224	590	38	330	
39	10		200		200			30																				115	670	39	115
40	20		30		95			100																	25		252	650	40	25	
41	25		75		60			60													312					18	115	585	41	18	
42	30		110		100			100			2										315					24	220	990	42	24	
43			40					60			1														100		230	850	43	100	
44			300		150			350			5										340			200		300	1125	44	300		
45			200		500			100													3100						415	1400	45	3100	
46	33		20		120			75																			215	625	46	215	
47	20		120		500			100										60						150	18	400	2100	47	18		
48	60		15		600			300													25						228	1500	48	228	
49			200					100																			50	850	49	50	
50			150				100	150										100		20							50	950	50	100	
	470		5157		5255		100	4102			35						440		327				400	400	195	722	33830				

* This will include only such cheese as is made upon the farm. Milk sent to cheese factories will be regarded as milk sold off the farm.



SCHEDULE 3.—Productions of Agriculture in Lincoln Township, in the County of Duluth, in the

Post Office: Millersburg

Name of Agent, Owner, or Manager.	ACRES OF LAND.			PRESENT CASH VALUE.		Total amount of wages paid during the year, including value of board.	LIVE STOCK, JUNE 1, 1870.								PRODUCE DURING THE								
	Improved.	UNIMPROVED.		Of farm.	Of farming implements and machinery.		Horses.	Mules and Asses.	Milch Cows.	Working Oxen.	Other Cattle.	Sheep.	Swine.	Value of all live stock.	WHEAT.		Rye.	Indian Corn.	Oats.	Barley.	Buckwheat.	Rice.	Tobacco.
		Woodland.	Other unimproved.												Dolls.	Dolls.							
1	2	3	4	5	6	7	8	9	10	11	12	13	14	15	16	17	18	19	20	21	22	23	24
Hunter Andrew	30	50	*	3200	125	-	5	-	2	-	4	-	50	750	-	50	-	500	125	-	-	-	-
Robert James W	28	52	-	3200	100	-	5	-	4	2	1	-	50	800	10	500	-	300	145	-	-	-	-
Clyzer John	30	50	100	1600	100	20	5	-	2	-	-	-	40	650	-	-	-	750	300	-	-	-	-
Walker Joseph	90	30	-	7000	200	200	5	-	4	-	6	30	50	800	40	-	-	600	350	-	-	-	-
Allison John	80	80	-	4400	150	100	4	-	2	-	-	-	30	500	45	50	-	750	250	-	-	-	-
Clyzer Joshua	75	85	-	4800	125	75	5	-	1	-	1	-	40	550	-	200	-	900	150	-	-	-	-
Goff Anderson	70	90	-	5000	100	-	5	-	3	-	8	35	70	675	-	125	-	750	75	-	-	-	-
Lisada James	25	15	-	800	60	-	5	-	1	-	8	27	30	600	-	25	-	300	-	-	-	-	-
Martin James	35	50	-	2800	100	-	1	-	-	-	-	-	6	200	-	-	-	500	100	-	-	-	-
Hudgins John L	30	60	-	2400	75	-	3	-	2	-	1	-	20	400	-	40	-	350	75	-	-	-	-
Hurst Morgan	40	40	-	2800	100	80	6	-	4	-	4	25	40	850	-	20	-	500	100	-	-	-	-
Patterson William S	23	17	-	1200	75	20	1	2	1	-	1	4	14	300	-	35	-	500	20	-	-	-	-
Geo Edmund	35	75	-	4800	150	100	3	2	4	-	3	20	30	700	55	-	-	1500	-	-	-	-	-
Coffman Isaac	35	45	-	1600	50	-	2	-	1	-	-	-	10	150	-	35	-	500	-	-	-	-	-
Brack Edmund	90	126	-	6500	200	200	3	-	2	-	4	20	35	600	50	130	-	1500	250	-	-	-	-
McKinney James W	23	32	-	1850	125	-	1	2	1	-	2	16	20	600	-	25	-	800	-	-	-	-	-
Gillespie James W	75	100	-	6300	100	30	7	2	3	-	-	25	50	900	25	200	-	1000	-	-	-	-	30
Bright Benj W	12	18	-	1000	40	150	1	-	1	-	-	-	2	150	-	-	-	300	-	-	-	-	-
Brown Casey	50	30	-	2500	150	50	8	-	4	-	4	14	25	1000	25	190	-	1000	100	-	-	-	-
Coffman Daniel	65	95	-	3800	150	65	8	-	4	-	-	27	900	-	300	-	800	-	-	-	-	-	-
Suggatt Rents of	40	120	-	4000	100	-	2	-	2	-	-	-	20	300	15	20	-	600	100	-	-	-	-
Coffman Daniel Jr	80	40	-	6000	150	-	5	3	5	-	7	-	50	1100	35	130	-	1800	300	-	-	-	-
Holland James	35	65	-	2500	150	55	4	3	4	-	2	-	30	800	-	20	-	1500	-	-	-	-	-
Richer John	60	60	-	3000	100	50	3	-	2	-	3	20	35	450	20	-	-	250	100	-	-	-	-
Osborne Ann	50	50	-	3300	100	-	5	1	3	-	5	-	25	800	14	30	-	650	120	-	-	-	-
Januelman Valentine	37	43	-	3200	150	-	6	-	3	-	2	29	10	900	20	-	-	800	150	-	-	-	-
Brown Abraham	40	40	-	3000	125	50	7	-	3	-	7	13	30	850	-	-	-	750	50	-	-	-	-
Ward Gustav	20	100	-	3000	125	200	1	2	2	-	-	10	35	700	24	-	-	450	40	-	-	-	-
Hart Harrison	50	100	-	3000	75	50	5	2	6	-	2	40	40	950	50	250	-	500	200	-	-	-	-
Debell John	35	25	-	2000	100	-	2	-	2	-	-	-	10	400	45	195	-	800	150	-	-	-	-
Wright Edmund	90	70	-	4800	100	50	5	-	6	-	5	25	20	800	-	70	-	600	400	-	-	-	-
Hart Henry	45	85	-	4000	200	100	2	4	2	2	3	5	40	950	-	265	10	500	65	-	-	-	-
Hosier John	150	130	-	6000	250	300	9	3	5	-	3	30	30	1150	100	-	-	2000	115	-	-	-	-
Jackson John L	80	80	50	5000	195	200	8	4	3	-	3	-	68	1400	-	100	-	800	250	-	-	-	-
Walker James	35	45	-	2200	100	-	2	-	2	-	2	18	21	450	-	85	-	400	40	-	-	-	-
Kenny George A	35	45	-	2400	130	75	2	1	1	-	1	11	22	300	-	60	-	450	60	-	-	-	-
Kenny Pally	25	55	-	2200	75	-	2	-	2	-	-	10	20	450	-	50	-	400	50	-	-	-	-
Hall Pamela	50	90	20	4000	200	50	7	-	3	-	-	18	13	900	-	40	-	850	40	-	-	-	-
Mann Thomas	30	50	-	2000	150	100	2	-	2	-	2	6	38	550	-	-	-	300	100	-	-	-	-
Patterson William	130	110	-	12000	350	500	5	2	6	-	8	12	150	1250	250	200	-	3000	125	-	-	-	-
	2448	2680	80	46500	5200	2710	167	30	110	4	90	483	1376	2775	3020	10	31600	4495	-	-	-	-	30

State of Missouri, enumerated by me on the 12th 13th 14th day of July, 1870.

John Powell, Ass't Marshal.

YEAR ENDING JUNE 1, 1870.

	Cotton. Bales (450 lbs.)	Wool. Lbs.	Peas and Beans. Bush.	POTATOES.		Orchard products. Dolls.	Wine. Gallons.	Produce of Market Gardens. Dolls.	DAIRY PRODUCTS.			SEED.			SUGAR.			BEES.		Forest products. Dolls.	Value of Home Manufactures. Dolls.	Value of animals slaughtered or sold for slaughter. Dolls.	TOTAL VALUE. Dolls.														
				Irish. Bush.	Sweet. Bush.				Butter. Lbs.	Cheese.* Lbs.	Milk sold. Gallons.	Hay. Tons.	Clover. Bush.	Grass. Dush.	Hops. Lbs.	Hemp. Tons.	Flax. Lbs.	Flax-seed. Bush.	Silk cocoons. Lbs.					Maple. Lbs.	Cane. Hhds. (1,000 lbs.)	Molasses. Gallons.	Wax. Lbs.	Honey. Lbs.									
																													25	26	27	28	29	30	31	32	33
1	-	-	-	100	-	-	-	-	100	-	-	-	-	-	-	-	-	-	-	-	-	-	-	-	-	-	-	-	-	-	-	-	-	-	600	1000	
2	-	5	-	100	5	-	-	-	300	-	-	-	-	-	-	-	-	-	-	-	-	-	-	-	-	-	-	-	-	-	-	-	-	270	760		
3	-	-	-	10	-	40	-	-	75	-	-	-	-	-	-	-	-	-	-	-	-	-	-	-	-	-	-	-	-	-	-	-	-	150	850		
4	-	70	-	40	-	200	-	-	200	-	-	5	-	-	-	-	-	-	80	70	m 70	-	-	-	-	-	-	-	-	-	-	25	800	2000			
5	-	-	-	80	-	400	-	-	100	-	-	3	-	-	-	-	-	-	45	8	m 8	-	-	-	-	-	-	-	-	-	-	-	-	325	1400		
6	-	-	-	-	-	200	-	-	100	-	-	-	-	-	-	-	-	-	-	-	-	-	-	-	-	-	-	-	-	-	-	-	-	425	1400		
7	-	60	-	75	-	800	-	-	130	-	-	-	-	-	-	-	-	-	-	50	10	8	-	-	-	-	-	-	-	-	-	40	280	1900			
8	-	30	-	25	-	-	-	-	40	-	-	-	-	-	-	-	-	-	-	10	m 10	-	-	-	-	-	-	-	-	-	-	-	10	180	500		
9	-	-	-	125	-	15	-	-	50	-	-	1	-	-	-	-	-	-	-	-	-	-	-	-	-	-	-	-	-	-	-	-	-	75	500		
10	-	-	-	60	-	75	-	-	100	-	-	2	-	-	-	-	-	-	-	40	m 8	-	-	-	-	-	-	-	-	-	-	-	-	135	900		
11	-	75	-	25	-	100	-	-	350	-	-	-	-	-	-	-	-	-	-	-	-	-	-	-	-	-	-	-	-	-	-	-	50	145	800		
12	-	-	-	15	-	-	-	-	30	-	-	-	-	-	-	-	-	-	-	-	-	-	-	-	-	-	-	-	-	-	-	-	-	-	250	700	
13	-	55	-	150	-	100	-	-	100	-	-	-	-	-	-	-	-	-	-	-	-	-	-	-	-	-	-	-	-	-	-	-	200	-	400	1250	
14	-	-	-	100	-	40	-	-	-	-	-	-	-	-	-	-	-	-	-	-	845	-	-	-	-	-	-	-	-	-	-	-	-	-	80	600	
15	-	60	-	50	-	225	-	-	130	-	-	-	-	-	-	-	-	-	-	300	m 10	-	-	-	-	-	-	-	-	-	-	-	-	300	1600		
16	-	35	-	40	-	-	-	-	20	-	-	-	-	-	-	-	-	-	-	70	-	-	-	-	-	-	-	-	-	-	-	-	-	300	900		
17	-	60	-	50	5	40	-	-	75	-	-	1	-	-	-	-	-	-	-	250	m 5	-	-	-	-	-	-	-	-	-	-	25	600	1400			
18	-	-	-	20	-	-	-	-	100	-	-	-	-	-	-	-	-	-	-	-	-	-	-	-	-	-	-	-	-	-	-	-	40	-	50	450	
19	-	30	-	75	-	-	-	-	130	-	-	-	-	-	-	-	-	-	-	10	m 20	-	-	-	-	-	-	-	-	-	-	-	-	5	375	1400	
20	-	-	-	20	-	100	-	-	200	-	-	3	-	-	-	-	-	-	-	-	320	-	-	-	-	-	-	-	-	-	-	-	-	300	1300		
21	-	-	-	100	-	-	-	-	50	-	-	-	-	-	-	-	-	-	-	-	-	-	-	-	-	-	-	-	-	-	-	-	-	300	750		
22	-	-	-	100	-	200	-	-	150	-	-	4	-	-	-	-	-	-	-	-	-	-	-	-	-	-	-	-	-	-	-	-	-	2	735	1650	
23	-	-	-	25	-	-	-	-	100	-	-	-	-	-	-	-	-	-	-	-	-	-	-	-	-	-	-	-	-	-	-	-	-	-	800	1300	
24	-	48	-	100	-	100	-	-	75	-	-	-	-	-	-	-	-	-	-	-	240	-	-	-	-	-	-	-	-	-	-	-	-	-	175	750	
25	-	-	-	15	-	75	-	-	200	-	-	4	-	-	-	-	-	-	-	-	-	-	-	-	-	-	-	-	-	-	-	-	-	-	415	1000	
26	-	55	-	50	-	100	-	-	100	-	-	-	-	-	-	-	-	-	-	-	-	-	-	-	-	-	-	-	-	-	-	-	-	330	1200		
27	-	30	-	75	-	-	-	-	125	-	-	-	-	-	-	-	-	-	-	50	80	-	-	-	-	-	-	-	-	-	-	-	20	145	800		
28	-	20	-	50	-	100	-	-	50	-	-	-	-	-	-	-	-	-	-	-	310	-	-	-	-	-	-	-	-	-	-	-	-	-	150	700	
29	-	70	-	100	-	350	-	-	200	-	-	-	-	-	-	-	-	-	-	-	3100	-	-	-	-	-	-	-	-	-	-	-	-	75	300	1400	
30	-	-	-	10	-	500	-	-	100	-	-	-	-	-	-	-	-	-	-	-	-	-	-	-	-	-	-	-	-	-	-	-	-	-	75	1300	
31	-	60	-	50	-	300	-	-	200	-	-	2	-	-	-	-	-	-	-	30	-	-	-	-	-	-	-	-	-	-	-	-	140	40	200	1200	
32	-	-	-	15	-	10	-	-	150	-	-	-	-	-	-	-	-	-	-	-	-	-	-	-	-	-	-	-	-	-	-	-	-	50	5	250	1000
33	-	150	-	150	-	160	-	-	200	-	-	8	-	-	-	-	-	-	-	-	885	-	-	-	-	-	-	-	-	-	-	-	-	100	-	200	1600
34	-	-	-	75	-	250	-	-	150	-	-	2	-	-	-	-	-	-	-	-	320	-	-	-	-	-	-	-	-	-	-	-	-	-	300	1200	
35	-	40	-	50	-	75	-	-	200	-	-	-	-	-	-	-	-	-	-	-	540	-	-	-	-	-	-	-	-	-	-	-	50	175	900		
36	-	-	-	50	-	-	-	-	150	-	-	2	-	-	-	-	-	-	-	-	840	-	-	-	-	-	-	-	-	-	-	-	-	-	200	750	
37	-	20	-	25	-	100	-	-	75	-	-	-	-	-	-	-	-	-	-	-	330	-	-	-	-	-	-	-	-	-	-	-	-	-	150	900	
38	-	50	-	50	-	50	-	-	100	-	-	-	-	-	-	-	-	-	-	-	840	-	-	-	-	-	-	-	-	-	-	-	-	40	180	900	
39	-	24	-	100	-	200	-	-	100	-	-	1	-	-	-	-	-	-	-	-	-	-	-	-	-	-	-	-	-	-	-	-	-	30	100	700	
40	-	18	-	150	-	70	-	-	300	-	-	5	-	-	-	-	-	-	-	-	-	-	-	-	-	-	-	-	-	-	-	-	-	-	1700	3500	
	1070			2000	10	5015			5785			40								895	15070	m 71											490	40	410	13322	44600

* This will include only such cheese as is made upon the farm. Milk sent to cheese factories will be regarded as milk sold off the farm.

SCHEDULE 3.—Productions of Agriculture in Lincoln Township in the County of Andrew, in the

Post Office: Fillmore Mo



Name of Agent, Owner, or Manager.	ACRES OF LAND.			PRESENT CASH VALUE.		Total amount of wages paid during the year, including value of board.	LIVE STOCK, JUNE 1, 1870.								PRODUCE DURING THE											
	Improved.	UNIMPROVED.		Of farm.	Of farming implements and machinery.		Horses.	Mules and Asses.	Milk Cows.	Working Oxen.	Other Cattle.	Sheep.	Swine.	Value of all live stock.	WHEAT.		Eye.	Indian Corn.	Oats.	Barley.	Buckwheat.	Rice.	Tobacco.			
		No.	Wood land.												Other unimproved.	Dolls.								Dolls.	No.	No.
1	2	3	4	5	6	7	8	9	10	11	12	13	14	15	16	17	18	19	20	21	22	23	24			
Davis Edward S	150	100	110	14400	400	450	5	2	5	-	18	-	40	1350	-	70	-	2800	300	-	-	-	-	1		
Samuel Brothers	80	200	-	10000	300	100	5	2	2	-	11	-	40	900	40	60	-	750	90	-	-	-	-	2		
Faulty George	85	75	-	8000	150	200	10	-	3	-	2	30	100	1650	-	100	-	1300	300	-	-	-	-	3		
Robinson Holmes	30	80	50	8000	125	5	3	1	4	-	7	75	20	900	40	40	-	2000	200	-	-	-	-	4		
Stanton Thomas	75	80	-	2200	125	100	5	3	2	-	1	-	9	1000	45	20	-	1000	100	-	-	-	-	5		
																									6	
																										7
																										8
																										9
																										10
																										11
																										12
																										13
																										14
																										15
																										16
																										17
																										18
																										19
																										20
																										21
																										22
																										23
																										24
																										25
																										26
																										27
																										28
																										29
																										30
																										31
																										32
																										33
																										34
																										35
																										36
																										37
																										38
																										39
																										40
	420	570	160	43800	1100	850	28	8	16		39	105	209	6000	125	290		8000	970							

State of Missouri, enumerated by me on the 15th day of July, 1870.

J. P. Powell, Ass't Marshal.

YEAR ENDING JUNE 1, 1870.

Cotton.	Wool.	Peas and Beans.	POTATOES.		Orchard products.	Wine.	Produce of Market Gardens.	DAIRY PRODUCTS.			SEED.					SUGAR.			BEES.		Forest products.	Value of Home Manufactures.	Value of animals and other articles sold for slaughter.	TOTAL VALUE.			
			Irish.	Sweet.				Butter.	Cheese.*	Milk sold.	Hay.	Clover.	Grass.	Hops.	Hemp.	Flax.	Flax-seed.	Silk cocoons.	Maple.	Cane.					Molasses.	Wax.	Honey.
Bales (450 lbs.)	Lbs.	Bush.	Bush.	Bush.	Dolls.	Gallons.	Dolls.	Lbs.	Lbs.	Gallons.	Tons.	Bush.	Bush.	Lbs.	Tons.	Lbs.	Bush.	Lbs.	Lbs.	Hds. (1,000 lbs.)	Gallons.	Lbs.	Lbs.	Dolls.	Dolls.	Dolls.	Dolls.
25	26	27	28	29	30	31	32	33	34	35	36	37	38	39	40	41	42	43	44	45	46	47	48	49	50	51	52
-	-	-	150	-	250	-	-	400	-	-	8	-	-	-	-	-	-	-	-	-	-	-	-	-	20	1400	2800
-	-	-	40	-	400	-	-	150	-	-	7	-	-	-	-	-	-	-	-	-	-	-	-	-	-	350	1400
-	60	-	50	-	100	-	-	100	-	-	-	-	-	-	-	-	-	-	-	-	-	-	-	-	60	1000	2250
-	90	-	35	-	350	-	-	100	-	-	-	-	-	-	-	-	-	-	-	-	360	-	-	-	100	300	1900
-	60	-	50	-	150	-	-	100	-	-	-	-	-	-	-	-	-	-	-	-	-	-	-	-	-	250	1100
-	-	-	-	-	-	-	-	-	-	-	-	-	-	-	-	-	-	-	-	-	-	-	-	-	-	-	-
-	-	-	-	-	-	-	-	-	-	-	-	-	-	-	-	-	-	-	-	-	-	-	-	-	-	-	-
<p>I, <u>J. P. Powell</u>, Ass't Marshal, for Sub Division No. <u>11</u> in <u>Andrew</u> County, do hereby certify that to the best of my knowledge and belief, the above statistics are true and correct and that they are taken in accordance with the tenor of my oath of office. There are farms in this District impossible to report, as the owners live in other parts of this or in other States, and those renting them last year having removed to other places.</p>																											
															<p><u>J. P. Powell</u> Ass't Marshal</p>												
<p>No of Pages <u>5+</u> No of Farms <u>205</u></p>																											
<p>210 325 1250 850 15 360 180 3500 9450</p>																											

* This will include only such cheese as is made upon the farm. Milk sent to cheese factories will be regarded as milk sold off the farm.

SCHEDULE 3.—Productions of Agriculture in Midway Township, in the County of Andrew, in the Post Office: Killman Mo



Name of Agent, Owner, or Manager.	ACRES OF LAND.			PRESENT CASH VALUE.		Total amount of wages paid to laborers including value of board.	LIVE STOCK, JUNE 1, 1870.								PRODUCE DURING THE YEAR.									
	Improved.	UNIMPROVED.		Of farm.	Of farming implements and machinery.		Horses.	Mules and Asses.	Milch Cows.	Working Oxen.	Other Cattle.	Sheep.	Swine.	Value of All Live Stock.	WHEAT.		Rye.	Indian Corn.	Oats.	Barley.	Buckwheat.	Hops.	Tobacco.	
		Wood-land.	Other unimproved.												Spring.	Winter.								
		No.	No.												No.	Dolls.								Dolls.
1	2	3	4	5	6	7	8	9	10	11	12	13	14	15	16	17	18	19	20	21	22	23	24	
Mattay George L	80	100	-	9500	250	400	5	2	2	-	2	-	50	900	-	285	-	1000	275	-	-	-	-	-
Stewart John M	110	50	-	10000	100	500	3	6	2	2	1	-	10	1100	-	250	-	800	-	-	-	-	-	-
Clark Jeremiah	50	50	-	5000	100	-	4	1	6	2	4	-	12	600	40	-	-	1000	100	-	20	-	-	-
Monroe Samuel	100	180	17	18500	200	250	10	-	3	-	10	8	50	1200	20	-	-	200	50	65	-	-	-	-
Lezinger Peter	140	60	-	8000	200	175	5	-	6	-	2	-	24	950	90	-	-	1500	200	-	-	-	-	-
Lambright George	40	-	-	3000	150	75	4	2	2	-	3	-	21	600	12	55	-	300	95	9	-	-	-	-
Ferrill John	40	62	-	4000	150	100	3	-	2	-	3	-	40	400	35	30	-	200	50	-	-	-	-	-
Townsend Ellison	65	62	-	2500	125	100	5	-	4	-	-	25	30	600	70	75	-	1200	150	-	-	-	-	-
Townsend Jonathan	85	70	-	4650	150	-	5	2	3	-	1	11	65	750	100	40	-	2000	50	-	-	-	-	-
Scott Silas J	60	100	-	4850	125	-	1	4	1	-	-	-	25	450	50	-	-	650	50	-	-	-	-	-
Walter Isaac A	45	65	-	11000	200	550	8	2	4	-	-	-	45	1100	-	-	-	800	-	-	-	-	-	-
Young Christian	90	70	20	11000	250	-	4	-	3	-	5	-	60	850	-	-	-	2000	400	-	-	-	-	-
Graff Peter	60	70	60	6000	150	-	3	-	3	-	4	11	22	500	-	-	-	800	30	20	-	-	-	-
Richards William	74	64	20	6000	100	120	2	-	2	-	1	-	7	400	-	75	-	500	200	90	-	-	-	-
Herrn Robert	50	50	-	1800	100	-	6	-	2	-	1	18	20	800	20	40	-	600	100	-	-	-	-	-
Kellogg Nathaniel	80	80	-	6000	150	30	6	-	5	-	5	30	30	900	135	-	-	1000	185	-	-	-	-	-
Rhoads Adam	60	60	24	4550	150	-	7	-	10	2	10	28	30	950	46	-	-	350	100	-	-	-	-	-
Rhoads Austin S	75	85	-	4500	150	85	2	-	3	-	-	30	30	495	35	60	-	650	175	-	-	-	-	-
Rhoads Joseph	45	40	-	3200	150	-	7	-	4	-	-	-	35	850	95	-	-	450	100	-	-	-	-	-
Stoner John	55	45	-	3000	150	120	3	-	3	-	-	40	12	450	45	-	-	1000	100	-	-	-	-	-
Dobbs Russell	120	70	-	8000	150	-	4	-	2	-	1	40	60	600	35	-	-	1750	150	-	-	-	-	-
Buis Perry	100	190	-	10000	300	200	9	3	4	-	5	-	75	1100	140	-	-	600	200	-	-	-	-	-
Wood Francis M	20	20	-	1000	50	10	3	-	2	-	1	1	24	475	22	10	-	400	50	-	-	-	-	-
Buis Richard	65	65	-	3500	100	50	2	2	2	-	-	40	600	100	75	-	-	600	200	-	-	-	-	-
Pallares Robert	45	35	-	2400	100	50	5	-	2	-	1	-	50	650	25	30	-	1000	100	-	-	-	-	-
Hutchins William	60	65	-	4800	300	-	7	2	3	-	3	-	12	950	-	50	-	1200	175	-	-	-	-	-
Halladay & Sons	80	95	-	6800	195	-	7	-	6	-	7	21	22	950	-	120	-	800	100	-	-	-	-	-
Coffer George J	40	40	-	2000	150	-	2	-	3	-	7	10	75	400	60	80	-	800	50	-	-	-	-	-
Coffer W Sons	100	250	-	11000	250	-	2	2	4	-	8	-	60	900	150	140	-	800	800	-	-	-	-	-
Ellratt M M	65	75	-	5500	150	75	3	-	2	-	-	30	20	500	85	105	-	800	75	-	-	-	-	-
Loed Isaac	30	44	-	2500	100	40	5	1	3	-	1	14	29	700	50	-	-	700	50	-	-	-	-	-
Parker Samuel	80	67	-	4600	150	-	3	2	1	-	-	4	10	700	110	-	-	1000	350	-	-	-	-	-
Hills John A	60	20	-	2500	100	-	8	-	3	-	-	13	30	1400	40	60	-	800	150	-	-	-	-	-
Wilson Leabel	95	105	-	7000	150	200	6	-	3	-	3	-	55	800	50	-	-	850	310	-	-	-	-	-
Coffman Samuel	80	160	50	19500	200	275	5	3	3	-	4	15	45	1000	100	-	-	1000	150	-	-	-	-	-
Smith William	40	40	-	2400	100	-	2	-	3	-	2	8	22	500	30	-	-	500	150	-	-	-	-	-
Tilson William	75	55	-	1600	75	-	3	-	2	-	1	-	17	450	25	-	-	400	50	-	-	-	-	-
Robison James	35	45	-	2500	100	-	3	-	3	-	-	-	19	450	25	-	-	500	-	-	-	-	-	-
Lee Luthbert	50	110	80	7500	125	-	8	1	4	3	5	17	17	1000	110	-	-	1100	50	-	-	-	-	-
Myatt Frederick	40	114	-	3600	150	-	3	-	2	-	1	-	25	600	10	100	-	800	50	-	-	-	-	-
	2624	2950	603	229700	6095	3375	190	38	126	9	103	374	1000	28970	1940	1702		33400	5530	115	20			

273.71

State of Missouri, enumerated by me on the 21st - 30th day of July, 1870.

John Powell, Ass't Marshal.

YEAR ENDING JUNE 1, 1870.

Cotton. Bales (450 lbs.)	Wool. Lbs.	Peas and Beans. Bush.	POTATOES.		Orchard products. Dolls.	Wine. Gallons.	Produce of Market Gardens. Dolls.	DAIRY PRODUCTS.			Hay. Tons.	SEED.		Hops. Lbs.	Hemp. Tons.	Flax. Lbs.	Flax-seed. Bush.	Silk cocoons. Lbs.	SUGAR.			BEES.		Forest products. Dolls.	Value of Home Manufactures. Dolls.	Value of animals slaughtered or sold for slaughter. Dolls.	TOTAL VALUE. Dolls.					
			Irish. Bush.	Sweet. Bush.				Butter. Lbs.	Cheese.* Lbs.	Milk sold. Gallons.		Clover. Bush.	Grass. Bush.						Maple. Lbs.	Cane. Hhds. (1,000 lbs.)	Molasses. Gallons.	Wax. Lbs.	Honey. Lbs.									
25	26	27	28	29	30	31	32	33	34	35	36	37	38	39	40	41	42	43	44	45	46	47	48	49	50	51	52					
1			100	10	300			175															60		375	1685	1					
2			1000		75			360															500		300	1995	2					
3			300	50	30			200			5												80		300	1150	3					
4	25		30		100			300														260			400	975	4					
5			100		10			150																		840	1850	5				
6			25		100			150			4															190	675	6				
7			40		200			150																		190	650	7				
8	50		30		150			200			6												225		75	320	1475	8				
9	25		30	30	100			150			3											2150				550	1880	9				
10			100					75			2															100	650	10				
11			2000		200	200		75			11															240	1800	11				
12			150		200			150			60													5	25		600	2375	12			
13	35		30					150			2												220			290	895	13				
14			100		75			100																			275	840	14			
15			40					75																			150	650	15			
16			20		200			75			5												240	20	200	75	900	1460	16			
17	98		75					200			22															50	310	875	17			
18			40		75			140			12																410	1090	18			
19					25						2																200	640	19			
20	79		40		200			160			10																300	1260	20			
21	85		30		300			75			2																260	1680	21			
22			30		150			160			20																900	1975	22			
23			20					100																			40	585	23			
24			90					150			10																250	585	24			
25			100		25			100			2																365	1090	25			
26			12		60			150			5																590	1475	26			
27	40		20		50			200			9														50		245	980	27			
28	15		100		100			125			5															15	245	1000	28			
29			100		25			150			5																1095	2375	29			
30	25		30		40			100			5															40	345	1275	30			
31	47		75					100																			345	775	31			
32	10		35		100			75			4																100	1050	32			
33	22		0					100			4																250	780	33			
34			40		50			200			2																425	1025	34			
35	55		30		350			200			4														50	40	460	1625	35			
36	15		35		25			100																			25	80	585	36		
37			50					75																			200	300	37			
38			25		25			75			2																100	500	38			
39	75		60		200			200			2																150	1175	39			
40			40		10			75			1																160	700	40			
	751		5200	90	2550	200		5365			226															864	25	400	500	320	13955	46885

* This will include only such cheese as is made upon the farm. Milk sent to cheese factories will be regarded as milk sold off the farm.

SCHEDULE 3.—Productions of Agriculture in *Nodaway Township*, in the County of *Andrew*, in the Post Office: *Fellsmore Mo*



Name of Agent, Owner, or Manager.	ACRES OF LAND.			PRESENT CASH VALUE.		Total amount of wages paid during the year, including value of board.	LIVE STOCK, JUNE 1, 1870.								PRODUCE DURING THE YEAR.									
	Improved.	UNIMPROVED.		Of farm.	Of farming implements and machinery.		Horses.	Mules and Asses.	Milch Cows.	Working Oxen.	Other Cattle.	Sheep.	Swine.	Value of ALL live stock.	WHEAT.		Eye.	Indian Corn.	Oats.	Barley.	Buckwheat.	Rice.	Tobacco.	
		No.	Wood-land.												Other unimproved.	Dolls.								Dolls.
1	2	3	4	5	6	7	8	9	10	11	12	13	14	15	16	17	18	19	20	21	22	23	24	
1 Talle Cerastus	20	130	80	2200	100	-	4	1	2	-	-	-	12	495	8	-	-	300	95	-	-	-	-	-
2 Adkins William	40	77	-	3000	150	-	5	-	2	-	3	35	20	600	11	-	-	350	90	-	-	-	-	-
3 Adkins John	35	85	-	3600	100	-	1	-	1	-	1	-	17	250	21	-	-	500	85	-	-	-	-	-
4 Kemmer Andrew	25	55	-	2400	125	-	3	-	3	-	3	18	20	400	50	-	-	550	50	40	-	-	-	-
5 Smith Elijah M	55	45	-	3000	150	-	3	-	4	-	1	30	45	500	20	-	-	1000	300	-	-	-	-	-
6 Schmitz John Julius	35	65	-	2500	100	75	3	-	3	-	-	-	45	600	-	72	-	700	170	72	-	-	-	-
7 Bayne Henry	80	40	-	3200	200	40	6	-	5	-	2	-	65	800	-	-	-	1200	30	-	-	-	-	-
8 Wachtel Martin	140	80	20	10000	200	-	9	2	4	-	4	-	40	1100	32	8	-	800	300	-	40	-	-	-
9 Pitty John Aida	80	100	-	4500	150	-	10	-	5	-	3	25	50	1200	-	50	-	700	150	-	-	-	-	-
10 King Rents of Lums	25	15	-	-	75	-	2	-	2	-	-	3	7	300	17	-	-	500	25	-	-	-	-	125
11 Turner Elias	80	40	-	4800	200	170	4	-	2	-	1	-	16	500	80	100	-	700	200	-	-	-	-	-
12 Smith John & Son	100	60	-	5000	150	-	1	1	4	-	6	-	50	400	-	220	-	1200	200	210	-	-	-	-
13 Watts Robert A	15	105	-	4000	125	50	-	2	3	-	6	-	9	500	14	-	-	200	30	-	-	-	-	-
14 Smith William	100	120	60	11000	200	125	7	-	3	-	25	35	38	950	105	39	-	1500	100	-	-	-	-	-
15 Shepard Henry	100	140	-	6400	200	100	4	-	3	-	19	-	36	800	150	-	-	1500	75	-	-	-	-	-
16 Calvert William	100	60	36	10000	275	-	4	3	4	-	2	-	32	1000	21	-	-	400	100	-	-	-	-	-
17 Sanders William	120	40	-	8000	300	50	8	1	6	-	-	25	80	1200	70	770	-	2000	760	-	-	-	-	-
18 Fairer James H	85	40	70	9500	250	30	6	-	3	-	14	65	28	950	38	150	27	600	114	-	-	-	-	-
19 H. W. Williams	30	30	-	4000	125	45	2	-	2	-	1	-	14	450	-	-	-	1500	-	-	-	-	-	-
20 Townsend William	60	20	-	3000	200	-	4	-	2	-	1	20	40	700	150	100	-	1400	110	-	-	-	-	-
21 Graham of Sanders	83	102	-	5000	150	75	2	-	1	-	1	3	6	550	-	-	-	1500	-	-	-	-	-	-
22 Harvey Richard	52	18	-	4000	125	35	2	-	3	-	-	4	30	500	22	-	-	800	100	-	-	-	-	-
23 Clauson John	45	30	-	5000	75	-	5	-	3	-	4	-	20	750	32	-	-	1000	100	-	-	-	-	-
24 Schmitz John of N. Ave	90	170	-	12000	175	150	4	-	3	-	-	-	16	700	60	90	-	2000	100	75	-	-	-	-
25 Mattison E. Ballend	130	70	-	10000	150	50	5	2	2	-	1	-	15	750	50	-	-	600	-	-	-	-	-	-
26 Peters Benjamin	38	42	-	5000	150	70	4	-	1	-	-	22	14	600	20	100	-	700	-	-	-	-	-	-
27 Carlo Frances	80	80	-	7000	950	100	1	2	2	-	-	-	15	550	100	30	-	800	200	-	-	-	-	-
28 Combs Matthew	60	60	-	2500	100	-	4	2	2	-	1	-	20	700	30	-	-	600	100	-	-	-	-	-
29 Bawlin Benjamin	25	25	-	1000	100	75	4	-	2	-	1	11	8	300	-	-	-	250	40	-	-	-	-	-
30 Whidbee Joseph	60	38	-	9500	75	-	1	2	-	-	-	-	13	450	30	-	-	250	45	-	-	-	-	-
31 Dehin John	50	110	-	4800	150	-	3	-	2	-	4	-	18	600	-	-	-	500	-	-	-	-	-	-
32 Rowe Robert	30	90	-	4000	150	-	2	-	1	-	-	-	25	450	24	60	-	500	20	-	-	-	-	-
33 Ardery Mary	100	142	-	12000	300	400	4	-	6	-	9	120	40	1500	-	400	-	1000	150	175	-	-	-	-
34 Cook George William	100	35	-	8000	175	125	2	-	2	-	3	-	22	600	35	80	-	500	75	-	-	-	-	-
35 Ford G. B.	80	80	-	5700	150	25	2	-	1	-	2	26	15	610	80	550	-	400	50	-	-	-	-	-
36 Knight of M. & N. field	40	69	-	5000	125	-	3	-	4	-	6	38	49	700	40	-	-	1100	60	-	-	-	-	-
37 Cable Jonathan	25	45	-	6000	200	75	5	-	3	-	4	18	60	950	12	125	-	1000	100	-	-	-	-	-
38 Brown E. Derrill	50	20	-	3800	150	25	5	-	4	-	2	15	22	750	20	70	-	400	150	-	-	-	-	-
39 Morrison George	49	31	-	3000	150	10	5	-	3	-	2	24	15	750	-	130	-	400	100	-	-	-	-	-
40 Cely William	35	120	-	4000	150	-	-	4	2	-	-	9	80	800	-	60	-	450	200	-	-	-	-	-

2537 2844 260 20900 6445 1900 149 22 110 102 575 1103 2707 1340 2694 27 32350 4192 572 40 125

SCHEDULE 3.—Productions of Agriculture in Podawey Township, in the County of Andrew, in the Post-Office: Fillmore Mo



Name of Agent, Owner, or Manager.	ACRES OF LAND.			PRESENT CASH VALUE.		Total amount of wages paid during the year, including value of board.	LIVE STOCK, JUNE 1, 1870.								Value of all live stock.	PRODUCE DURING THE YEAR.								
	Improved.	UNIMPROVED.		Of farm.	Of farming implements and machinery.		Horses.	Mules and Asses.	Milch Cows.	Working Oxen.	Other Cattle.	Sheep.	Swine.	WHEAT.		Rye.	Indian Corn.	Oats.	Barley.	Buckwheat.	Rice.	Tobacco.		
		Woodland.	Other unimproved.											Dolls.									Dolls.	Spring.
1	2	3	4	5	6	7	8	9	10	11	12	13	14	15	16	17	18	19	20	21	22	23	24	
Darison James	70	39	-	4000	100	25	7	-	2	-	3	-	40	960	-	150	-	600	75	-	-	-	-	-
Howard James	25	35	-	1800	75	-	2	-	1	-	1	-	15	350	-	85	-	250	50	-	-	-	-	-
Logan Moses	35	45	-	2500	100	25	2	-	2	-	1	-	20	350	-	60	-	250	30	-	-	-	-	-
Habeen Stephen	115	25	-	12000	150	500	1	2	3	-	-	3	2	20	600	20	30	-	1600	200	-	-	-	-
Riffin John	170	250	-	12000	150	400	13	4	9	-	20	60	40	2000	40	150	-	1200	130	-	-	-	-	-
Burns Abram	40	60	60	8000	250	150	-	2	1	-	1	12	30	500	-	-	-	1500	50	-	-	-	-	-
Bowman Abram	100	140	40	13000	200	400	7	-	2	-	6	22	35	1000	27	80	-	1400	100	-	-	-	-	-
Holt Allen	100	60	-	6400	195	75	10	1	5	-	1	25	60	1100	28	185	-	1400	147	-	-	-	-	-
Shaw Robert	40	60	-	3000	100	-	4	-	2	-	-	3	24	550	-	-	-	200	25	-	-	-	-	-
Kellogg Ezra B	45	105	50	14000	250	-	5	-	4	-	6	25	60	750	100	-	-	1200	150	-	-	-	-	-
Brownell Charles	27	13	-	1500	75	-	-	2	1	-	-	9	-	400	-	-	-	160	-	-	-	-	-	-
Coats John H	55	105	-	8000	300	350	4	3	2	-	1	40	25	1000	25	-	-	850	75	-	-	-	-	-
Blanchard James	90	20	72	10800	100	-	5	1	2	-	8	-	24	850	40	-	-	2500	150	110	18	-	-	-
Coats Benjamin	50	74	-	6500	125	150	3	-	2	-	2	-	15	600	30	-	-	800	180	-	-	-	-	-
Lankford Wilbur	30	50	-	4000	100	-	2	-	2	-	2	24	14	500	40	-	-	750	160	-	-	-	-	-
Mendenhall & Sons	100	100	40	8000	200	-	5	2	5	-	6	40	15	900	20	100	70	1000	115	-	13	-	-	-
Denbushirk Rufus	55	30	40	6000	150	-	3	-	9	-	2	-	22	600	15	-	15	1000	100	-	15	-	-	-
Grimes John	20	20	-	2200	150	-	-	2	2	-	1	12	15	500	15	-	-	600	-	-	-	-	-	-
Milner Wm H	65	95	-	7500	150	-	2	1	2	-	2	-	35	650	27	-	-	400	80	-	-	-	-	-
Burns John	50	90	-	7500	200	75	1	2	3	-	2	-	10	600	-	-	-	400	60	-	-	-	-	-
Joussend Jesse	35	45	-	5000	150	150	2	-	3	-	1	-	25	550	70	60	-	800	100	-	-	-	-	-
Hass Jacob	70	25	-	3000	125	-	1	2	3	-	1	-	40	300	20	35	-	1200	95	30	-	-	-	-
Fritchman William	42	28	-	3400	150	40	2	-	1	-	-	-	36	400	70	-	-	200	90	-	-	-	-	-
Fritchman Michael	42	28	-	3000	150	-	4	-	-	-	2	-	14	350	-	-	-	300	100	-	-	-	-	-
Brack David	85	74	-	5200	200	-	7	-	3	-	4	6	25	900	100	-	-	800	150	-	-	-	-	-
Fritchman John	93	27	-	4800	150	-	5	-	3	-	2	-	30	700	40	-	-	700	200	-	25	-	-	-
Holton Wm J	160	60	-	8000	200	700	1	3	1	-	1	-	-	700	-	-	-	400	60	60	-	-	-	-
Biggs Joseph	60	40	28	6000	200	75	2	1	1	-	1	-	10	650	60	65	-	900	100	30	-	-	-	-
Roberts Todd	50	60	-	2500	125	100	2	-	1	-	4	-	10	550	50	-	-	300	-	-	-	-	-	-
<p>I John Powell Post Marshall for Sub Division No. 11 in Andrew County, Do hereby certify that to the best of my knowledge and belief the above Statistics are true and correct and that the same are taken in accordance with the laws of my State of office. There are some farms in this District impossible to report - the owners living in other parts of this or in other States and those living on the farms last year have removed to other places. A good many new farms have been opened in this township in the last year.</p>																								
<p>No of Pages <u>3</u> No of Farms <u>109</u></p>																								
<p style="text-align: right;">John Powell Post Marshall</p>																								
<p style="text-align: center;">2059 1523 330 184500 4070 3215 104 28 77 81 910 719 20450 887 980 85 23750 2772 200 70</p>																								

SCHEDULE 3.—Productions of Agriculture in North Township, in the County of Andrew, in the

Post Office: Whittemill



Name of Agent, Owner, or Manager.	ACRES OF LAND.			PRESENT CASH VALUE.		Total amount of wages paid during the year, including value of board.	LIVE STOCK, JUNE 1, 1870.								PRODUCE DURING THE YEAR.										
	Improved.	UNIMPROVED.		Of farm.	Of farming implements and machinery.		Horses.	Mules and Asses.	Milk Cows.	Working Oxen.	Other Cattle.	Sheep.	Swine.	Value of all live stock.	WHEAT.		Eye.	Indian Corn.	Oats.	Barley.	Buckwheat.	Rice.	Tobacco.		
		Wood-land.	Other unimproved.												Spring.	Winter.									
No.	No.	No.	Dolls.	Dolls.	Dolls.	No.	No.	No.	No.	No.	No.	Dolls.	Bush.	Bush.	Bush.	Bush.	Bush.	Bush.	Bush.	Lbs.	Lbs.				
1	2	3	4	5	6	7	8	9	10	11	12	13	14	15	16	17	18	19	20	21	22	23	24		
1. <u>Nguyen Ephraim</u>	95	25		3600	150	60	5	5		14	25	25	1300	50			1560	150							
2. <u>Weaver Joseph</u>	18		22	1000			2							150											
3. <u>Ward Hanson</u>	72	37		2600	40	100		1				6	78												
4. <u>Beattie Joseph D</u>	100	100		5000	200		1	1	22			24	857				800								
5. <u>Wells Ernoch</u>	40			1200	16		2	1	2	3		4	535				500								
6. <u>Dea Joseph</u>	80	32		3330	250	260	1	2	3			9	450	50			600	80							
7. <u>Small Nathan</u>	110	30		4200	200	55	5	2	4			42	20	510	80		400	60							
8. <u>Walt Lewis A.</u>	80	30		3330	190	200		2	1			7	515	27			300	180							
9. <u>Dorrel James</u>	40	12		1560	80	15	4	3				12	210	10			300								
10. <u>Huffman David</u>	90	20	25	4200	120	240	1	6				47	21	1125	42	4	1250	200							
11. <u>Anderson William</u>	95			4000	300	150	5	8	10	14	22	1126	108		40	600	270								
12. <u>Robnett Ernoch</u>	40			600	19		4	1					650												
13. <u>Patterson Cyrus J</u>	3	10	79	1200	120	50	2	1				8	270	285			400								
14. <u>Patterson John</u>	32	63	548	2000	60	300	6	3				15	620												
15. <u>Fahrig Friedrich</u>	80	10		2100	100	20		2	2			8	305												
16. <u>Wear William D</u>	80	44		2500	60	150	2	2					260				400								
17. <u>Maddux Zedoc</u>	80		40	1600	30	3		2					360												
18. <u>Parker Elias</u>	60	32		2400	100		4	3	4			11	419				500	100				20			
19. <u>Johns Andrew B</u>	70	60		7200	100	200	8	7	31	18	48	1766	95		44	1600	400								
20. <u>Beattie David C</u>	40			1200	85		2	4				100	320	60			600	60							
21. <u>Byers Polimer</u>	80	10		2700	100	50	4	6	15			95	1200	37			1000	50							
22. <u>Brenninges Jacob</u>	40	5		1000	100			2	2	1		7	415												
23. <u>Reubicha Joseph</u>	160	18		3200	100			2	2	1		8	300												
24. <u>Andrews John V</u>	15		65	500	145		2	1	1				955												
25. <u>Buekus Francis</u>	60			1800	100	14	3	1	1				400	50			120	3							
26. <u>Blumens William</u>	40	4		1200	100		2	2				20	400	20				75							
27. <u>Birtwright James</u>	100	10		3000	130	20	2	3	3			7	475	50			120	3							
28. <u>Agee Eranscher</u>	80	10		3000	85	25	4	3				9	525				250								
29. <u>Lee John</u>	35			1850	150		2						200				800								
30. <u>Agee Andrew J</u>	80	10		3000	284	40	2	2	1			6	880	50			200	150							
31. <u>Griffin Thomas</u>	60	12		2000	100	50	2	2	3			11	700				420								
32. <u>Burner Samuel</u>	20			600	20	40	2						300												
33. <u>Chalkner Seth B</u>	136	25	35	9000	400	80	8	3	5	6	65	29	1800	350			500	200							
34. <u>Jabin Arnold</u>	40			1000	30	150	3	1	3			4	430	100			800								
35. <u>Carter Sydney</u>	40	5		1350	150		5	3	4	7	2	300	40				150	140							
36. <u>Fisher Richard</u>	135	20		6000	150	250	8	2	8	18	13	14	1365	40			300	250							
37.																									
38.																									
39.																									
40.																									
	2376	686	832	95320	4307	2528	103	29	95			139	192	487	23424	1547	84	14910	2371					20	

State of Missouri, enumerated by me on the 18 day of June, 1870.
Edmund Bassant, Ass't Marshal.

YEAR ENDING JUNE 1, 1870.																									TOTAL VALUE.				
Cotton.	Wool.	Pean and Beans.	POTATOES.		Orchard products.	Wine.	Produce of Market Gardens.	DAIRY PRODUCTS.			SEED.			SUGAR.			BEES.		Forest products.	Value of Home Manufactures.	Value of animals slaughtered or sold for slaughter.	Estimated value of stock, including pig-ferms and additions to stock.							
			Irish.	Sweet.				Butter.	Cheese *	Milk sold.	Hay.	Clover.	Grass.	Hops.	Hemp.	Flax.	Flax-seed.	Silk cocoons.					Maple.	Cane.	Molasses.	Wax.	Honey.	Dolls.	Dolls.
Bales (50 lbs.)	Lbs.	Bush.	Bush.	Bush.	Dolls.	Gallons.	Dolls.	Lbs.	Lbs.	Gallons.	Tons.	Bush.	Bush.	Lbs.	Tons.	Lbs.	Bush.	Lbs.	Hbds. (1,000 lbs.)	Gallons.	Lbs.	Lbs.	Dolls.	Dolls.	Dolls.	Dolls.			
25	26	27	28	29	30	31	32	33	34	35	36	37	38	39	40	41	42	43	44	45	46	47	48	49	50	51	52		
			400					300			20											6.150		90	258	829	1		
			8					100			15										24			20	300	648	2		
	70		75		50			100			2										10			25	50	866	3		
	40							100			2										10			25	150	754	4		
	40		100					400			25										40		50	100	520	1238	5		
	191		50	50	10			1100			50													300	935	1571	6		
			30	12	9			100			10													20	150	635	7		
			95					200			5													50	80	600	8		
			50					250			8										20			62	9	407	9		
			15					25			9										120			10	25	125	10		
			65					100			6										20			25	210	640	11		
			50					150			9										35			37	148	585	12		
			200	10				100			8										40			45	100	554	13		
			50	5				150			20													37	115	382	14		
	175		30	5				300																75	180	2988	15		
		2	100	6				100			8										20			2	1000	300	16		
			150					1400			40													35	210	2082	17		
			60					150			5													37	50	344	18		
	12		6					30			6													75	230	500	19		
																									25	42	42	20	
			8					90			8													7	134	700	21		
			70					250			20													62	550	1380	22		
			50					200			10													200	50	210	684	23	
	68		8	2				200			15													60	50	387	24		
			100					200			15													50	1060	1626	25		
	70		100	10				270			20										100			67	75	487	26		
			15					200			20										30			50	380	1611	27		
			25					100			20										10			25	125	650	28		
			100	9				100			2										5			25	125	303	29		
			30					150			9										10			37	75	680	30		
			25					100			8													35	80	550	31		
	10		20					200			8										30			140	60	375	32		
			100					300																75	180	1700	33		
	60		10					100			5													75	100	541	34		
	30		20	10	10			100			4										40			25	210	610	35		
			10		45			150			15													75	50	240	2675	36	
	50			5	100			300			20													125	295	1150	37		
		1	100		200			100			3													25	80	616	38		
	40		5		250			200			13													35	300	3174	39		
								120			12										23			30	75	440	40		
825		3		2240		128		668		8525		463								499		41		2154		5409		36424	

* This will include only such cheese as is made upon the farm. Milk sent to cheese factories will be regarded as milk sold off the farm.

SCHEDULE 3.—Productions of Agriculture in Platte Township, in the County of Annecek

Post Office: Whitemills



Name of Agent, Owner, or Manager.	ACRES OF LAND.			PRESENT CASH VALUE.		Total amount of wages paid during the year including value of board.	LIVE STOCK, JUNE 1, 1870.								PRODUCE DURING THE YEAR.										
	Improved.	UNIMPROVED.		Of farm.	Of farming implements and machinery.		Horses.	Mules and Asses.	Milk Cows.	Working Oxen.	Other Cattle.	Sheep.	Swine.	Value of all live stock.	WHEAT.			Indian Corn.	Oats.	Barley.	Buckwheat.	Rice.	Tobacco.		
		No.	Wood-land.												Other unimproved.	Dolls.	Dolls.							No.	No.
1	2	3	4	5	6	7	8	9	10	11	12	13	14	15	16	17	18	19	20	21	22	23	24		
1 Carpenter Edward	50			1000	60	22	2	1				2	189	50	60	60	100						20		
2 Bent Joseph B	213	109		10000	1000	128	9	9	5		2		160	398	40			2400	500						
3 Hammond Lewis	3 1/2			150	5																				
4 Bent Jacob	40			1600	145		3	1	9		5		29	1665	165			200	100						
5 Bedford Alexander	400	220		25200	425	750	4	5	10	2	12	40	112	3460	110			2000	100						
6 Leumkins Robert	40			1600	125	30	2	1		2	6	460	460		600			600	20						
7 Elliott George	50	17		1500	100	20	4	1	4		6	18	10	655				1000	100						
8 Patton William	40	76		2900	30		8	1	3		5	13	11	890				950	140						
9 Gallaway William	45	48		2490	100	20	2		9		2		20	370			16	400	100						
10 Wiley Thomas	48	32		2400	200		2	2	2		2		10	500	60			500	30						
11 Powell Benjamin	64			900	50		2							14	250										
12 Powell Burrows	15			225	30						2			9	505			400	30			40			
13 Byers Hugh	60	20		2400	75	12	5		2		9		29	725	20			800	100						
14 Hillman Michael	45	115		5120	200	90	5		6		5	22	4	1985	160		50	1050	240						
15 Callahan Napoleon	40	10		2000	150	100	4		2					325											
16 Roberts William M	12			300			1		1				6	87	10			10					20		
17 Roberts John S	57	98		9700	125		3		2		6	12	36	800	75			400	80						
18 Murphy Thomas	90	180		8100	175	75	2		2		2		40	450	140			500	85						
19 Phillips John	85	50		3000	100	100	5	2	3		3	12	30	980				1000	120						
20 Leuning Robert	40	80		2400	70		2		9		2	22	8	325				360	150						
21 Morris Ira	85	85		3410	196		3		4		1	20	31	630	36			1500	300						
22 Murphy Andrew B	200	200		11000	130	200	12	2	5		9	60	75	1445	100		100	2000	150						
23 Meritt John S	160	80		6000	250	60	3	2	2		3		50	1895	61			1200	226						
24 Hobson Thomas W	45	5		7500	15	5	2		3				16	460	40			400	500						
25 Holt Benjamin S	80	90		4250	23	50	3		1		4	34	410	30	26			600							
26 Snyder John S	160	29		1800	20	121	3	5	4		6	10	70	675	6				4			50			
27 Rymont Isaac S	80	40		2400	100	100	4		2				6	280	31			400	59						
28 Selman George W	320	190		10200	200		3	4	4		2			600											
29 Clardy William D	50	90		2800	50	100	2		2				9	295											
30 Selman Samuel	180	180		8100	100	200	10	1	4		3	18	60	940	60			2000	140						
31 Hunter Samuel	100	130		14500	100	40	3	2	3		1	40	25	1000	75			1000	176						
32 Taylor Albert	80	36		3480	200	200	3		3		7		28	835	26			800	150						
33 Beattie John B	170	75		8575	240	300	4	5	5		15	40	35	1830	80			3000	200						
34 Beattie Christiana	100	132		6960	300	50	11	1	3		15	20	60	2100	50			2000	400						
35 Cook Peter	40	40		1600	100		2		3		8	12	25	587	30			900	100						
36 Carson Joseph	160	90		5700	120	300	10		5		15	34	30	1564	47			1500	120						
37 Harbison John	160	124		8000	200	200	6	4	5		8	45	40	2635	27			1500	200						
38																									
39																									
40																									

8102 2531
 13400 5449
 3253
 149 44 123 4 154 484 1109
 3155 3050
 1573 626 226
 3160 4614
 110 20

SCHEDULE 3.—Productions of Agriculture in Patti Township, in the County of Andrew, in the
 Post Office: Whitesville



1	ACRES OF LAND.			PRESENT CASH VALUE.			LIVE STOCK, JUNE 1, 1870.								PRODUCE DURING THE YEAR.									
	Improved.	UNIMPROVED.		Of farm.	Of farming im- proved and ma- chinery.	Total amount of wages paid during the year, in- cluding value of board.	Horses.	Mules and Asses.	Milk Cows.	Working Oxen.	Other Cattle.	Sheep.	Swine.	Value of all live stock.	WHEAT.		Rye.	Indian Corn.	Oats.	Barley.	Buckwheat.	Rice.	Tobacco.	
		No.	Wood-land.												Other unim- proved.	Dolls.								Dolls.
2	3	4	5	6	7	8	9	10	11	12	13	14	15	16	17	18	19	20	21	22	23	24		
1	70	20	10	2500	66		2	2	1			35	393				1000							
2	80	58		3000	100	200	8	2	2	9			1180		150									
3	80	59		3000	6		2	1					250											
4	40	56	20	9300	150	80	5	3	6	8		25	1400				1000	300						
5	7	8		420	7				1	2		6	100	20			100							
6	36	84		2900	120	20	3	3	9			17	815	21			1000	100						
7	90	20		3000	46		2	2	2			5	280				300							
8	100	86		6580	500	100	6	3	4	2	10	25	50	1485	60		1200	200						
9	200	25		8500	225	300	6	3	7			45	1400	30			2900	50						
10	60	30	59	2700	310	200	6	5	10	53	24	1180	30				1000	30						
11	100	20		3600	125			2	4	2		30	700	180			800						100	
12	80	60		4200	100	100	7	3	8	25	30	875	200				1500	100						
13	40	22	20	2285	50		3	2	1	18	15	515	16				1000	100						
14	50	40	40	3000	140	210	5	2	3	19	20	600	30				700	100						
15	160	215		9000	300		8	2	4	9	16	37	1620	150			1650	400						
16	70	50	10	3800	60	150	2	1					250											
17	157	20		1925	75	60	8	3	2	8	12	28	1212	85	14		1000	130					25	
18	23	40	60	2214		150	1	2					305	15		480	730							
19	150	100		6000	200		4	2	4	15	13	35	1883	75			3000	300						
20	60	60		3000	50		3	1	3	2		10	475	15			500	17						
21	50	1		1000		400			1	1		1	50				200							
22	80			2100	60	30	1	1					140				200							
23	70	40	10	9600	150	40	9	4	12	10	17	500	100			500	500	20						
24	8	3		1500	25	200	2	1					300	50			200	100						
25	11			900	50		5	2	4			5	300				150							
26	75	25		4000	25	5	6	2	8	18	15	440	100				400	100						
27	160	20	160	12230	600	194	4	1	2	3		12	994	200			300	180						
28	90	40		6400	300		4	4	7	4	10	924					700							
29	160	60		8800	300	40	8	2	6	14		15	1425	90			2000	300						
30	85	25	10	9600	300	100	10	1	11	10		11	1010			15	400							
31	80	20		4000	125	25	6	3	6	30	11	740	65				200	90						
32	20	10	50	300	60	25	5	4	4	10	10	530	30	60			550							
33	25	25		1250		20	1						50	28	65		400							
34	18	14		875	25	15	2	1				2	6	250										
35	30	50		1500	25		2	1	3	5		20	446	30			200							
36	20	49		1300	200	70	4	5	11			20	865	134			100	30						
37	15	25		1000	30		3	1	2			8	315	30			200							
38	30	20	130	8600	100	20	3	2	2			2	40	50			200							
39	60	62	40	3060													500							
40																								

2635 1615 683 131519 4810 2744 173 27107 7 181 255 605 26437 1834 275 29 26560 3127 125

State of Wisconsin, enumerated by me on the 27 day of June, 1870.
Edward W. Harrison, Ass't Marshal.

YEAR ENDING JUNE 1, 1870.

Cotton.	Wool.	Peanut and Beans.	POTATOES.		Orchard products.	Wine.	Produce of Market Gardens.	DAIRY PRODUCTS.			SEED.			SUGAR.			BEES.		Forest products.	Value of Home Manufactures.	Value of animals slaughtered or sold for slaughter.	TOTAL VALUE.													
			Bales (450 lbs.)	Lbs.				Bush.	Bush.	Dolls.	Gallons.	Dolls.	Lbs.	Lbs.	Gallons.	Tons.	Bush.	Bush.					Lbs.	Tons.	Lbs.	Bush.	Lbs.	Hds. (1,000 lbs.)	Gallons.	Lbs.	Lbs.	Dolls.	Dolls.	Dolls.	Dolls.
			20					100																25	450	480	1								
								100																25	200	492	2								
											5														100		800	3							
			10					150			2													15	24	750	1325	4							
								150																10	42	110	200	5							
			60					200																	50	280	1000	6							
			10	10				100			5															80	342	7							
	80	10	150		5			360			15												30	20	100	165	1200	1890	8						
			25					150																		97	1910	1710	9						
					40			200			8													140	5	50	150	190	1130	10					
			50					100			4													20			35	230	740	11					
	60		25		100			50																80		200	160	950	1465	12					
	30		25	10				100			3														10	100	45	105	775	13					
			25																					15			40	400	485	14					
	25							200			15																50	442	1893	15					
			78					50																40			32	30	162	16					
	20	3	75					200																20			68	565	1377	17					
			10					100																			25	35	375	18					
	20		50					200			3															25		50	600	9380	19				
			40					75			1													20			23	80	410	20					
																											150		250	21					
			50					15			8																4	75	550	22					
	40		75					200			34	12												100			100	235	885	23					
			20					100																			25		685	24					
			12					100			5													24			40	60	175	25					
	40	2	50	1	50			160			8															40		85	100	625	26				
			70					150			8																	37	60	715	27				
	15		100					100			3																	25	200	890	28				
			100		50			400			30																	200	550	1975	29				
			50		10			600			40																	260	50	925	30				
	50		50		25			150			4													43				62	160	645	31				
	38							400			4													87				772	290	500	32				
			5	4	25			100			1														10	50		25	65	960	33				
			25					50			3																	42	40	425	34				
			30					100			6													50				65	100	280	35				
			30		3			200			10													28		20		60	50	975	36				
			50								5													16				8	40	420	37				
								200			5													100				120	125	442	38				
			10																											372	39				
																															40				
448	15	1820	18	270				5610			235	12												535	45	565	2411	9700	2115	30775					

* This will include only such cheese as is made upon the farm. Milk sent to cheese factories will be regarded as milk sold off the farm.


SCHEDULE 3.—Productions of Agriculture in Waller Township, in the County of Andrew, in the

Post Office: Whitensill



Name of Agent, Owner, or Manager.	ACRES OF LAND.			PRESENT CASH VALUE.		Total amount of wages paid during the year, including value of board.	LIVE STOCK, JUNE 1, 1870.								PRODUCE DURING THE YEAR.									
	Improved.	UNIMPROVED.		Of farm.	Of farming implements and machinery.		Horses.	Males and Asses.	Milk Cows.	Working Oxen.	Other Cattle.	Sheep.	Swine.	Value of All Live Stock.	WHEAT.			Indian Corn.	Oats.	Barley.	Buckwheat.	Rice.	Tobacco.	
		No.	Wood-land.												Other unimproved.	Dolla.	Dolla.							No.
1	2	3	4	5	6	7	8	9	10	11	12	13	14	15	16	17	18	19	20	21	22	23	24	
Gilbert Stephen S	40	64		3640	25	10	4	2			9	7	910	28			150							
Staley William	15	25		800	130	10	2	4			7	9	470	20			200							
Ague Thomas	24	16		1400	90	25	2	9			1	5	280	45			200							
Wood Benjamin	160	68		6680	250	420	6	14	6		3	63	845	75			900	25						
Spencer Chris B	214	2		6480	570	80	7	9	5		13	40	65	1905	60		2000	200						
Sherman John	480			12200	150	50	10	7			20	20	30	1180	140		500	200	190					
Milam John	40			1200	90	20	2	1	1		1	3	2	290	21		200							
Demundt Albert	85	44	95	5000	150		13	5			10		6	1380	58		100	200	186					
Stims Edwin	80	11		4095	300	10	8	3					5	590	58		25	460						
Gray Isaac M.	8			2000	40	30	2	1					2	185				60						
William Crawford	60	12		2160	100	50	4	1	4				12	730	87		500	212						
McNair John	180	40		5000	200	40	1	8	3				2	1970	167		300	350						
Storch Charles	90			1000	100		1	5					5	200	28		50							
Blodget Cabin	87	9		2880	115		6	3					12	630	20		300	100						
Waspster Jacob S	120	25		4300	115	25	3	3			4	3	13	500	50		400	30	20					
White Rubin G	90	30		3600	125	15	4	1	4				7	625	16		500	250						
Beegles Eli	80	10	40	3900	150	100	2	1					18	490	15		300	25						
Rose Julia	80	25		4000	40	50	2	1					10	295			200							
Thomas John W	28	19		2930	60		2	1					5	160			30							
Wartman David	40	13		3255	150	10	2	2					8	300			300							
Lynn William	79	10		3255	140	25	2	2			9		15	255	60		600	100	190					
Bowman Reec	70	35	95	4000	50		4	4			3	9	12	670	100		400	200						
Clark William	40			1400	150	40	2	2					18	410	20		400	70						
Purce William	160	15	13	5700	200	150	9	11			19		8	2000	60		2000	600	200					
Boyle George J	70	15	30	4025	150	50	2	3	2	12			25	905	90		500							
Wumbert Jacob	110	75		6475	100	50	4	5	2	3			25	1998	91		1000	170						
Scott William	40	95		2625	150	50	6	1	2				23	755	100		500							
Scott Richard M	80	20		3500	150	25	5	2	4				50	1000			2000							
Farnett Thompson	115	50	360	11400	500	200	11	14	2				21	3680	112		600	150						
Waldridge Joseph	80	15		3000		70	3							300	56		600	100						
Allen Richmond	70	90		4000	200	5	2	2	4				15	28	710		100							
Wilson Vincent	180	60	80	8000	175	500	6	3	8				17	50	2000	54		1200	400					
Bailey John S	50	40		2700	40		1	3	4				10	20	25	625		1000	25					
Stingler Russ	60	15		3500	170		4	7	5				1	36	23	1536		950	100					
Stiles Charles	188	27	100	9400	900	17	2	9					20	32	3175	50		200	150					
Johnson James	40	9		2250	75	100	2							200			1000							
Hickok Christian	40	7	40	3050	150	100	5		2				2	3	555	30		50						
McVey John J	80	8		2200	150	35	4	4	3				1	20	20	895	160	600	200					
Morgan Martin M	80			2400	100	10	2		8					14	450	32		100	50					
McHenry Daniel	60			1800	55		2							10	275	60		850	40					
		3513	924	533	161612	5825	2372	161	76	132	5	70	175	739	4194	1913		21605	4470	136				

SCHEDULE 3.—Productions of Agriculture in Platte Township, in the County of Andrew, in the
 Post Office: Whitesville



Name of Agent, Owner, or Manager.	ACRES OF LAND.			PRESENT CASH VALUE.		Total amount of wages paid during the year, including value of board.	LIVE STOCK, JUNE 1, 1870.								PRODUCE DURING THE YEAR.									
	Improved.	UNIMPROVED.		Of farm.	Of farming implements and machinery.		Horses.	Mules and Asses.	Milk Cows.	Working Oxen.	Other Cattle.	Sheep.	Swine.	Value of ALL live stock.	WHEAT.		Rye.	Indian Corn.	Oats.	Barley.	Buckwheat.	Rice.	Tobacco.	
		Woodland.	Other unimproved.												Dolls.	Dolls.								Spring.
1	2	3	4	5	6	7	8	9	10	11	12	13	14	15	16	17	18	19	20	21	22	23	24	
Wall Francis M	65	24	15	3000	100	40	5	1	6		15		10	1045				1200						
Allen George	40	10		2000	120		3		1				2	320				100						
Allen America	100	80	20	6450	75		1	2	1				16	575	40			200	45					
Ors Thomas	20		20	400	120	125	3		1				2	295										
Hawell Edward	40	15	40	2500	100		3		2	2			8	410	40			200	80					
Bouzer Maria	100	25		4000		50	1		2				8	14	179	25		200						
Perry Robert	80	3		1700	100		3	4	6				9	6	18	1125	50			900				
Wahby S. Presler	160	30	80	10000	445	150	8		3		22	60	9	1720	30			400	160					
Heickok James	60	8	20	3200	200	25	4		1		5	46	7	540	12			50	20					
Bouzer John	80	40		4800	800	120	4		1		50		2	2937				400						
Stephens William	40			1000	50		1		1				1	140	12			200	75					
Patis Joshua	42	38		1500	50		6		5				7	11	390	30		200	90					
Milam Rachel	20	40	20	1600	10		2		1		2	28	8	280				200						
Canada Thomas	10	10		500	50		7		2			22	8	500				200						
Smith James L	85	100	15	5000	150		3	9	5		1		7	675	37			400	400					
Sawyer Malinda	50		30	800		20			2			8	8	150	100		70		250					
Allen David M	45	35		2800	100			2	1		3		8	365	110			400						
Agel Michel	55	15		2000	80	20	4		3		1		20	590	56			200	100					
Wood Levi	45	115		3200	135		1		1					150				100	300					
Agel Asbury	20	24		1100	60		3		2				9	410				50	90					
Lebow Henry	80	10		2700	50			3	4		4	30	12	690	90			200	175					
Lebow Thomas	80			2700	150		5		1	2			18	740	75			300	50					
Boyles John M	100	36		3900	75	20	5		5			28	10	900	30		13	320	100					
Lulland Josiah	80	10		1000	48		2							320										
Coburn Eliza	120	40		4800	915		7		11		9	19	16	515				400	157					
Combs Samuel	80	5		2550	150		3		7		1		20	535										
Montgomery Hiram	40	20	10	1000	70		3		4		3	22	10	590	75			300	100					
Gates Washington	10	7	15	600	25		5		2		2	18	5	800				110						
Wartnett Mary B	40	40	80	5000	90		2		3	2			12	560				250						
Curtis Peranniah	40	40	80	4800	100	10	2		5		3	26	19	500				600	40					
Lewis John C	70	140		6700	175	60	5		1	4		5	38	968	60	9		600	70					
Thompson Michel	50	10		7200	405	90	10	3	10		32	1	25	2490		80	18	150	95					
Thompson Key	90	40		770	5	75	2	2	1				1	290										
Pollogg George W	30	3	7	1000	65				2	3				21	548	15		200						
Snyder Sparkle	25	35		2400	100	720	4	10	3		8		28	2759				400	75					
Snyder Sparkle	65	15		2000	132													600						
Taylor Isaac N	22	8		1000	50	25	1		1		1		7	280				200	28					
Lilliban John	40	10		1000	60		3		1				6	380				750	300					
Gefford Peranniah	160	5		4125	250	90	3	3	6		21		8	1410	90			300	250					
Averitt Aaron S	260	13		5460	250	400	4		1				1	500										

3207
 1214
 457
 117055
 4760
 1970
 125
 38
 112
 2
 205
 316
 425
 23440
 813
 84
 99
 12480
 2892

State of Missouri, enumerated by me on the 5 day of July, 1870.

Edward M. Bassant, Ass't Marshal.

YEAR ENDING JUNE 1, 1870.																									TOTAL VALUE.				
Cotton.	Wool.	Peas and Beans.	POTATOES.		Orchard products.	Wine.	Produce of Market Gardens.	DAIRY PRODUCTS.			SEED.			SUGAR.			BEES.			Value of Home Manufactures.	Value of animals for slaughter.	Estimated value of all farm production, including but-terments and additions to stock.							
			Lbs.	Bush.				Butter.	Cheese.*	Milk sold.	Hay.	Clover.	Grass.	Hops.	Hemp.	Flax.	Flax-seed.	Silk cocoons.	Maple.				Cane.	Molasses.	Wax.	Honey.	Forest products.	Dolls.	Dolls.
Bales (450 lbs.)	Lbs.	Bush.	Bush.	Bush.	Dolls.	Gallons.	Dolls.	Lbs.	Lbs.	Gallons.	Tons.	Bush.	Bush.	Lbs.	Tons.	Lbs.	Bush.	Lbs.	Lbs.	Hhds. (1,000 lbs.)	Gallons.	Lbs.	Lbs.	Dolls.	Dolls.	Dolls.			
25	26	27	28	29	30	31	32	33	34	35	36	37	38	39	40	41	42	43	44	45	46	47	48	49	50	51	52		
			25					100			8										40	20		25	175	987	1		
																											250	2	
			40		5			200			10													100	180	505	3		
								40																10	x	410	4		
			15					50			2													122	40	265	5		
	18		25	4				100			4													25	75	315	6		
			40					300			10										30			80	20	150	7		
	300		130					300			20													75	295	1450	8		
			80					50			12												12	90	899	9	9		
			80					50			100													12	40	1410	10		
			20					100			5													45	60	700	11		
			20					300			14										9			75	100	525	12		
	40		20					100													53			25	75	150	13		
	40		40					50			8										30			65	95	250	14		
			20					200			20										20			80	200	750	15		
	20		90	3				150			9										20			37	45	350	16		
			20					150			10													37	21	400	17		
			20		10			100			4										40			25	257	75	18		
			40		20																						160	19	
			25					20			1										7			12	100	190	20		
	246							150			3										30		100	37	430	1064	21		
	129		25					30			2													7	180	375	22		
					20			150			3										30			45	80	300	23		
																											110	24	
	54		50					300			12	9												75	470	925	25		
			20					150			5													37	75	300	26		
	56		100	5				300			20												28	75	125	645	27		
	30		10					100			25												25	60	500	28			
								200			10												80		110	42	800	29	
	70				60			100			20													40	242	800	30		
			60		10			200			5													25	100	485	31		
			100		10			100			150												25	100	25	468	1238	32	
								10																	2		280	33	
			40					200			10												30		50	40	295	34	
			95					300			40														300	295	520	1370	35
																											390	36	
			15		25			100			2														25	40	265	37	
			75					100			25														25	90	400	38	
			20					100			10												20		25	145	1700	39	
								10			5														2	60	2430	40	
1093			1250	17	160			4960			515		3							485		25	570	1517	5123	25048			

* This will include only such cheese as is made upon the farm. Milk sent to cheese factories will be regarded as milk sold off the farm.

SCHEDULE 3.—Productions of Agriculture in Patte Township, in the County of Andrew, in the

Post Office: Whitesville



Name of Agent, Owner, or Manager.	ACRES OF LAND.			PRESENT CASH VALUE.		Total amount of wages paid during the year, including value of board.	LIVE STOCK, JUNE 1, 1870.								PRODUCE DURING THE									
	Improved.	UNIMPROVED.		Of farm.	Of farming implements and machinery.		Horse.	Mules and Asses.	Milk Cows.	Working Oxen.	Other Cattle.	Sheep.	Swine.	Value of all live stock.	WHEAT.		Rye.	Indian Corn.	Oats.	Barley.	Buckwheat.	Rice.	Tobacco.	
		Wood-land.	Other unimproved.												Spring.	Winter.								
	No.	No.	No.	Dolls.	Dolls.		Dolls.	No.	No.	No.	No.	No.	No.	Dolls.	Bush.	Bush.	Bush.	Bush.	Bush.	Bush.	Bush.	Lbs.	Lbs.	
1	2	3	4	5	6	7	8	9	10	11	12	13	14	15	16	17	18	19	20	21	22	23	24	
1. <u>Nigent Francis</u>	60	7		1300	100	25	2	2				3	400	260			560	100						
2. <u>Whiterson George</u>	20	5	20	900	70		1	1				3	135											
3. <u>Washins John</u>	25	5	15	900	70	12						3	10											
4. <u>Davidson Willis</u>	40		40	1500	100		9	1	1				840				150							
5. <u>Crouch Arthur</u>	40	10	80	3400	250	60	2	6	2	1		12	630	237			100							
6. <u>Davisson Charles W</u>	80			2000	50		5	3	11			4	800	50			200	175						
7. <u>Wildish Edward</u>	80	5	30	2870	150		6	1	1			7	600	200			100	300						
8. <u>Wildish George W</u>	60	10	100	3400	125		3	1	2			1	372	165			200	225						
9. <u>Johnson William</u>	80	10		2400	150		2	3				6	2510	100				150						
10. <u>Crunch George C</u>	80	2		2000		10			1	1			15	20			50	130						
11. <u>Billmie Nash</u>	40		40	1600	50		3	2	3			2	350	88				100	100					
12. <u>Brooke Ross</u>	80		160	1600	100		3	1	1			7	295	30			100	50	60					
13. <u>Wildish James B</u>	80	10	80	3500	100	20	2	1	1			14	415	225			400	125	14					
14. <u>Bennett Ann</u>	160	10		3400	200		5	2	6			5	695	225			50	500	280					
15. <u>Camp Freddie</u>	120	9		2600	50	50	5	2					480	75				60						
16. <u>Waver Lucious D</u>	40	5		1125	130	25	2	2				15	360	100			380	60						
17. <u>Guest Thomas</u>	240			3500																				
18. <u>Winds Wiram</u>	40			1125	150			2	1				5	370	89		100	28	40					
19. <u>Howitt James</u>	90	10		3000	100	100	6	4	3			20	590	155			40	400	101					
20. <u>Slyter William</u>	40		80	2400	125		3	2				3	325	50				117						
21. <u>Parso George</u>	120	12	90	3200	200	100	2	4	10			4	412	150			150	170	150					
22. <u>Whinnig Peter</u>	80	5		2500	150		4	1	1			12	495	180				277	270					
23. <u>Howard Young</u>	150	170		3200	50	75	10	2	4	30		75	1000	100			150		175					
24. <u>Scott Samuel W</u>	150	27		5000	100	185	11	3	4	2	12	65	235				600							
25. <u>Gibson William</u>	80	7		2500	150		9	7	1			30	890	100			1000	300	75					
26. <u>Brown Cornelius</u>	160	10	80	5000	100		3						350											
27. <u>Poskie William</u>	160	4		4500	150	100	4	1	1			12	515	200			200	300	100					
28. <u>Yaux Samuel</u>	80	5		3500	150			1	2			9	120				500	300						
29. <u>Munger Emelius</u>	80	10		3150	100	50	4	3	10			20	870	150			500	400	50					
30. <u>Colville William</u>	80	5		3000		175	2	4	6			12	770	150			300	200	300					
31. <u>Bulla William</u>	80	20		3600	225			2	4	5		9	575	50			1000	50						
32. <u>Maynard George B</u>	80	10		3600	40	20	1	1	2	12		32	703	164			450		139					
33. <u>Byham David</u>	160	65	160	8750	320	336	10	6	8	32		24	2640	52			500	300	55					
34. <u>Bonham Rebecca</u>	160	10	120	6900	50	300	5						550	29			500							
35. <u>Bonham Robert</u>	160			4800	320	300	12	6	7			12	1205	50			150	350	50					
36. <u>Brown Samuel C</u>	120		80	4000	200	400	13	1	5	4		17	1385	85			100	230	165					
37. <u>Bonham William</u>	80	5		1700	100		2	4	3			12	375	65			50	223	18					
38. <u>Chapman Robert</u>	80			2000	5			1	2			2	85				20							
39. <u>Chapman Lorenzo</u>	80	10		2250	125		2					4	380				50							
40. <u>Chapman Thomas</u>	80			1600																				

3715 473 1015 119570 1625 2343 153 15 68 2 133 42 453 25807 3570 8220 5764 2093

State of Wisconsin, enumerated by me on the 8 day of July, 1870.

Edward M. Harrison, Ass't Marshal.

YEAR ENDING JUNE 1, 1870.																									TOTAL VALUE.					
Cotton.	Wool.	Furs and Beesw.	POTATOES.		Orchard products.	Wine.	Produce of Market Gardens.	DAIRY PRODUCTS.			SEED.			Hops.	Hemp.	Flax.	Flax-seed.	Silk coccons.	SUGAR.		Molasses.	BEES.		Forest products.	Value of Home Manufactures.	Value of animals slaughtered or sold for slaughter.	Estimated value of all farm production, including additions to stock.			
			Bales (450 lbs.)	Lbs.				Bush.	Bush.	Dolls.	Gallons.	Dolls.	Lbs.						Lbs.	Gallons.		Tons.	Bush.					Bush.	Lbs.	Tons.
25	26	27	28	29	30	31	32	33	34	35	36	37	38	39	40	41	42	43	44	45	46	47	48	49	50	51	52			
			100					50			3														12	59	670	1		
								50			3														12	8	475	2		
											3															8		473	3	
			25					100			8											8			25		255	4		
			75					100			10											16			25	65	810	5		
			100					200			5											25			50	185	715	6		
			50					100			15														25	80	480	7		
			100					100			3											25			25	60	600	8		
			20					100			8															25		300	9	
								100			5														25	220	320	10		
								100			15														25	30	200	11		
			25					100			15														25	75	300	12		
			10					50			5														12	80	490	13		
			200					50			8														12	25	590	14		
								50			4														13	13	265	15		
			100					100			5														25	35	525	16		
																												275	17	
			200					200			6														25	65	480	18		
			40					600			9														25	130	590	19		
								100			5														25	60	130	20		
			10					150			10											25			37	10	700	21		
			100					400			20														10	260	720	22		
	75							100			10														25	450	735	23		
	40		60					200			10											40			50	1600	1455	24		
			50					150			8														37	250	1160	25		
																												200	26	
			20					50			10														12	950	540	27		
			150		25			100			20														25	100	600	28		
			30					200			10												5	100	50	200	937	29		
			200					150			12														37	290	907	30		
			40					50			5														12		1400	31		
			200					50			4											20			12	30	750	32		
			100		10			300			75	10													75	860	1235	33		
			50								20															240	640	34		
			40					250			20														67	150	675	35		
					10			300			30														75	170	325	36		
			25					100			10														25	125	210	37		
			25					50			4											14			12	25	858	38		
			20								10																5	850	39	
																												800	40	
	115		2165		45			4850			473			10										16	75	100	947	6238	24524	

* This will include only such cheese as is made upon the farm. Milk sent to cheese factories will be regarded as milk sold off the farm.

State of Wisconsin, enumerated by me on the 13 day of July, 1870.

Edward Harrison, Ass't Marshal.

YEAR ENDING JUNE 1, 1870.

Cotton.	Wool.	Peas and Beans.	POTATOES.		Orchard products.	Wine.	Fruit of Market Gardens.	DAIRY PRODUCTS.			SEED.			Hops.	Hemp.	Flax.	Flax-seed.	Silk cocoons.	SUGAR.			BEES.		Forest products.	Value of Home Manufactures.	Value of animals slaughtered for slaughter.	TOTAL VALUE.			
			Irish.	Sweet.				Butter.	Cheese.*	Milk sold.	Hay.	Clover.	Grass.						Maple.	Cane.	Molasses.	Wax.	Honey.					Dolls.	Dolls.	
Bales (450 lbs.)	Lbs.	Bush.	Bush.	Bush.	Dolls.	Gallons.	Dolls.	Lbs.	Lbs.	Gallons.	Tons.	Bush.	Bush.	Lbs.	Tons.	Lbs.	Bush.	Lbs.	Hhds. (1,000 lbs.)	Gallons.	Lbs.	Lbs.	Dolls.	Dolls.	Dolls.	Dolls.				
25	26	27	28	29	30	31	32	33	34	35	36	37	38	39	40	41	42	43	44	45	46	47	48	49	50	51	52			
			40					100			3														25	30	280	1		
			400	10				40			15														10		150	2		
	47							200			10											2	25		50	115	1475	3		
			25					100			12														25	26	1815	4		
											12																	1858	5	
			40					100			10														25		135	6		
	10							250														21	40		67	60	900	7		
			150	25				100			20	30													25	800	1830	8		
	70		50	25				400			10												60		150	220	995	9		
			50					200			50														50	4200	5960	10		
			100					50			4														12	40	500	11		
								100			20														25	70	825	12		
								100			30	30													25	135	700	13		
			30	7				100			5														25	90	300	14		
			13								6															30		280	15	
								50																	12	100	75	16		
	30		25					100			2														40	60	350	17		
	60		30					100			3														25	80	315	18		
	100							75																	18	200	600	19		
			60					50			8														12	550	650	20		
			18					400																	195	75	385	21		
	80		10					200			6														50	133	385	22		
			80		5			200			12														50	330	1200	23		
	100		20					200			15														175	140	350	24		
	500							500			20														285	520	1835	25		
	9		20					200			10														75	105	400	26		
	100		30					500			10														175	150	325	27		
			50					100																	25	100	530	28		
			40					100			8														25		740	29		
	58		25					100			15														25	60	460	30		
	15		40					100			10														25	50	385	31		
	120		75					200			12														50	200	930	32		
	249		300		50			300			120														75	2578	3725	33		
			300		200						30																	1625	34	
			100		75			200			14														50	200	1750	35		
			30		10			300																	50	100	390	200	1100	36
								200			8															50	50	400	37	
			40					100			8														25	89	400	38		
			40					100			15														25	280	1958	39		
			30					100			8														25	100	380	40		
	1543		2211	17	390			6315			541		60											309	2	2366	12015	38895		

* This will include only such cheese as is made upon the farm. Milk sent to cheese factories will be regarded as milk sold off the farm.

SCHEDULE 3.—Productions of Agriculture in Platte Township, in the County of Andrew, in the

Post Office: Whitewater



Name of Agent, Owner, or Manager.	ACRES OF LAND.			PRESENT CASH VALUE.		Total amount of wages paid during the year, including value of board.	LIVE STOCK, JUNE 1, 1870.								PRODUCE DURING THE YEAR.									
	Improved.	UNIMPROVED.		Of farm.	Of farming implements and machinery.		Horses.	Mules and Asses.	Milk Cows.	Working Oxen.	Other Cattle.	Sheep.	Swine.	Value of All Live Stock.	WHEAT.		Rye.	Indian Corn.	Oats.	Barley.	Buckwheat.	Rice.	Tobacco.	
		No.	Wood-land.												Other unimproved.	Dolls.								Dolls.
1	2	3	4	5	6	7	8	9	10	11	12	13	14	15	16	17	18	19	20	21	22	23	24	
Murphy Thomas	110	30		6000	150	720	2	2	3	2	8	2	60	960				1200	50					
Roberts Joshua	14	26		600	50		2		1				10	240				150						
Moran Martha	40	62		1500	40		5		9	3	26	7	350				200	20						
Reynolds Henry	25	15		500	30		3		1				2	300										
Burke Ferdinand	15	25		500	100		2		1				3	200				25						
Reynolds Dennis	4	1		100	5				1		1		1	75				100					100	
Dwyer Edward	10			200	81		5		2		3		1	400				100	350					
Dowden Edward	20	25		500	75			2	2				9	12	300	15		500	30					
Prece John S	40	46		1600	150		3		3				23	870	22			500	60					
Allen Lewis	40	40		2400	50		2		2					230				300	100					
Smith Thomas H	60	75		2610	200		7	4	5		8	40	40	1705	28			4500	90					
Smith Thomas	20	40		100														400						
Knappenburg Henry	140	74		5450	150	100	5		5		5		30	850	40			500	75					
McIntire William	75	35		6000	75	900	2	2	2				3	540				500	900					
Smith Nancy	40	90		2600	15		2		3			15	9	200				500	20					
Meek Henry	90	118		5600	50	70	2	1	3		6		20	660	80			600	100					
Edward Lillitha	80	80		9200		20	1		3				29	8	270	40	40	400	70					
Miller John	240	90		9800	200	50	4	3	4		5	30	18	940	75	40	97	4500	300					
Hartman George	25	25		1500	500	100		2	2		1		40	425				90						
Anteman Thomas	60	20		2000	90	75	2		1		3	16	16	365	21	30		400						
Bliven John	11			500	20		1		2					2	150									
Knappenburg Eli	150	75		650	150	25	2		2				15	360				900	7					
White Lewis J	70	30	15	3450	150	95	4		2		3		21	530	16			250	130					
Trotter John	3	7		250	200	20	3		3		1		2	170										
Boyles Elijah	40	6		1000					1		2		10	125				100						
Knappenburg Alexander	3			1000	100	200	3		1				3	315				100						
Spicer Daniel A	5			2000		100	1						5	145				20						
White John	90	42		3860	230		8		9		9		75	915	15			700	300					
Bellmore Harrison	40			3500	50	5	1		4		3		1	500		12								
Groffe William	12	26		1320	20	80	2		1				3	50				100	60					
Shepherd Richard	65	8		2190	130	260	3	2			8		13	830				420						
Mason William	7	19		700	125	50	5		3		5	15	15	825										
Powell Peter	4	9		300	50		3		1				8	390				50						
Elrod William	80	30		3000		200	4		5				15	70	1650	67		1050						
Hornell Joseph	100	80		5400	150		14	3	5		6	30	20	1880	100	50		1000	100					
Hornell James	40	20		1200	150	75	2		4				15	20	600	30		1000						
Hartley Henry	300	100		2000	200	130	15	2	7	6	25	30	50	2730				1300	200					
Bills Henry	100	60		2000	150		6		7		6	18	11	700	94			850	300					
Apple Chalmers	40			400	30				20				10	290				150	200					
Curtis George Frank	250	234		12330	200	450	12	8	9		30	30	75	3080	100			1400	350					
	2605	1510	15	11607	4065	3065	135	51	107	8	141	311	730	25450	748	172	97	25595	3035				100	

State of Missouri, enumerated by me on the 18 day of July, 1870.

Edward Bass, Ass't Marshal.

YEAR ENDING JUNE 1, 1870.

	Cotton. (Bales 450 lbs.)	Wool. Lbs.	Peas and Beans. Bush.	POTATOES.		Orchard products. Dolls.	Wine. Gallons.	Fruit of Market Gardens. Dolls.	DAIRY PRODUCTS.			SEED.			SUGAR.			BEES.		Forest products. Dolls.	Value of Home Manufactures. Dolls.	Value of animals slaughtered or sold for slaughter. Dolls.	TOTAL VALUE. Dolls.					
				Hhd.	Sweat.				Butter. Lbs.	Cheese.* Lbs.	Milk sold. Gallons.	Hay. Tons.	Clover. Bush.	Grass. Bush.	Hops. Lbs.	Hemp. Tons.	Flax. Lbs.	Flax-seed. Bush.	Silk cocoons. Lbs.					Maple. Lbs.	Cane. Hhds. (1,000 lbs.)	Molasses. Gallons.	Wax. Lbs.	Honey. Lbs.
1				15					150										40		97	150	150	1				
2				15					100												25		200	2				
3		50		50	10				50			5									12	100	920	3				
4				12					100									10			25	60	100	4				
5				20					50			3									12	90	100	5				
6									100			3									25	60	170	6				
7				100	5				100			8						10			45	40	400	7				
8		15		10					50									15			25	60	375	8				
9				50														35			345		500	9				
10				100		25						3										80	250	10				
11		130		100		60			180			20						40			175	450	9200	11				
12																							250	12				
13				100		25			200			4									50	50	660	13				
14				40		30			50												12		1375	14				
15		30				10			100												25	50	350	15				
16				40		10			100			1									25	900	990	16				
17		40		125		10			150									20			27	100	950	17				
18		60		40		30			100			1						35			25	860	9970	18				
19				100					100												25	120	650	19				
20		30		300					100			1						30			25	159	630	20				
21									50			5									12		725	21				
22				50					100			2									25	50	345	22				
23				20		25			100												25	140	117	23				
24		64							200			10									50	80	170	24				
25				10																			35	25	25			
26				40																			40	590	26			
27				20																				375	27			
28				40		50			50			5								100	12	260	780	28				
29				15					200			5								50	50	290	265	29				
30				100					20			1						10		5			125	30				
31				60					20												5	25	315	31				
32		30							150			5									24		190	32				
33				40					100			5									25	100	395	33				
34		40		40					250			10						80		900	62	142	3340	34				
35		40				20			100			50						80			65	150	950	35				
36		20		20					100			5						80					50	630	36			
37		50		10	10	30			150			20									20	140	1300	37				
38		40		250		75			100			1									50	944	900	38				
39				20								3												225	39			
40		50		10		50			300			8									75	1260	2640	40				
	69			190	25	470			377			184						415		490	5	1128	6615	26942				

* This will include only such cheese as is made upon the farm. Milk sent to cheese factories will be regarded as milk sold off the farm.

SCHEDULE 3.—Productions of Agriculture in Pathe Township, in the County of Andrew, in the

Post Office: Whitewater



Name of Agent, Owner, or Manager.	ACRES OF LAND.			PRESENT CASH VALUE.		Total amount of wages paid during the year, including value of board.	LIVE STOCK, JUNE 1, 1870.								PRODUCE DURING THE YEAR.								
	Improved.	UNIMPROVED.		Of farm.	Of farming implements and machinery.		Horses.	Mules and Asses.	Milk Cows.	Working Oxen.	Other Cattle.	Sheep.	Swine.	Value of all live stock.	WHEAT.		Rye.	Indian Corn.	Oats.	Barley.	Buckwheat.	Rice.	Tobacco.
		No.	Wood-land.												Other unimproved.	Dolls.							
1	2	3	4	5	6	7	8	9	10	11	12	13	14	15	16	17	18	19	20	21	22	23	24
Clark William W	40	20	40	2500	25		5	2	2			70	450	22		150	80						30
Huffman Henry	40	117		3100	100	150	4	2	2	2	2	2	2	960	14		200						
Franklin Lewis P	80	22		2550	150	50	5	1	3		8		80	850	50		1500	300					
Living George P	40		40	1600	100		1	2	2				10	400	30		800	200					
Thomas Pearl	140	20		1200	50		2	2				7	2	1400			200						
Simpson William	50			800	20		2	1					9	390									
Boyle Henry	80	20		2500	100	100	2	1					15	325	90	10	600						
Belmont Thomas	45	4	45	2600	150		3	2					1	720	100	15	100	50					
Threlman Hubert	160	26		2600	50	80	4	1		3	10	12	12	700	300		600	1100					
Cousins Alfred	160	106		12650	400	20	13	5		12	30	16	1480	28			1000	500					
Clark Thomas B	80	45		1400	300		9	9					15	300	65		800	140					
Miller Andrew S	140	80	40	6500	75		9	1	8		14		12	1165	60		40	250	100				
Wood William D	90	70		3500	100		9	9					40	525	60		300	70					
Chancy William	23			1325	50		4	9				9	30	355			400						
Linear Elizabeth	6	89		1350			1	1	2				7	100	30								
Sexton Deborah	50	70		1200	50		1	3	1				9	150			700						
Narrow Kimrod	120		60	3600	300		6	4		8	14	14	960	200			1000	200					
Stinson John D	226	80		2480	200	100	8	1	3		12		70	1565	120		2000	380					
Boyle Jasper A	150	68		6540	150	100	4	9		3	40	20	535	60			1500	300					
Monroe John D	130	54		6000	75		3	2					29	585	96		540	998					
Dunigan Martin B	148	60		6290	70		2						3	220	50		1500	100					
Moran David	400	125		1925	150	1500	23	6	6		30	24	170	6920	186		6000	200					
Walt Samuel	70	25		700	25			1					3	55			100						
Jewellen Bradford	47	20	13	3000	100		5	4		9	21	60	600	114			800	838					
Atkinson John	200	116	200	14500	200	40	5	9	12		100	10	20	3100	20		1200	100					
Oyle William S	40	5	75	2400	70	130	6		3		14		24	800						2			
Lawrence William	250	58	20	10000	250	150	7		16		44	70	25	1800	320		1500	1000					
Wilson Moses	75	60	26	7245	80	100	2	2	9		5	21	755	50			230	100					
Wells Peter	80	20		4500	50	20	2		9		1		25	500			300	160					
Miller Anna	152			7000			1		2		2		25	175	10		500	100					
Rand Stephen	80	35	25	4000	100	5		2	4		6		24	440			150						
Steele James	130	200	100	2000	145	40	8	7	4		10		52	2000			1200	500					
West Anderson	80	20	30	1500	250	50	9		1				10	300	22		800	700					
Sumner Volney B	50	20	80	2250	20		2							150	18		200						
Wiley Nancy	400	200	285	2000	200	400	14	8	4	4	23		59	2500	40		1200	59					
Cubers Susan	60	90	158	7700	200	60			2					175									
Roberts William	80	12		2220	200	50	4		2		2		15	1450	400		500						
Roberts Jonathan	155	55		7350	200	200	14		5		10		30	1500	50		1300	600					
Vaughn George	40			1200	50		2	1	1					350									
Vaughn Thomas	70	120	50	7000	125		7		5		5	15	15	800			800	300					
		4217	2137	1277	210931	4960	3345	190	36	136	135	6	324	2821	967	35435	2215	435	40	30520	8102	2	30

State of Wisconsin, enumerated by me on the 20 day of July, 1870.

Edward Burruss, Ass't Marshal.

YEAR ENDING JUNE 1, 1870.

Cotton.	Wool.	Peas and Beans.	POTATOES.		Orchard products.	Wine.	Produce of Market Gardens.	DAIRY PRODUCTS.			SEED.				SUGAR.				BEES.		Forest products.	Value of Home Manufactures.	Value of animals slaughtered for slaughter.	TOTAL VALUE.							
			Irish.	Sweet.				Butter.	Cheese.*	Milk sold.	Hay.	Clover.	Grass.	Hoys.	Hemp.	Flax.	Flax seed.	Silk cocoon.	Maple.	Cane.					Molasses.	Wax.	Honey.	Dolls.			
Bales (50 lbs.)	Lbs.	Bush.	Bush.	Bush.	Dolla.	Gallons.	Dolla.	Lbs.	Lbs.	Gallons.	Tons.	Bush.	Bush.	Lbs.	Tons.	Lbs.	Bush.	Lbs.	Lbs. (1,000 lbs.)	Gallons.	Lbs.	Lbs.	Dolla.	Dolla.	Dolla.	Dolla.					
25	26	27	28	29	30	31	32	33	34	35	36	37	38	39	40	41	42	43	44	45	46	47	48	49	50	51	52				
			20	5				60			2														15	40	555	1			
			20					50																		12	180	217	2		
								50			2															12	300	1177	3		
											2																100	560	4		
	25	2	75	15				100			1															25	60	765	5		
			5					75			1															20		755	6		
			100					100			15															25	100	795	7		
			9					50			12															12	60	250	8		
	73		90	10	70			50			20												60		42	75	1800	9			
	50		50		50			150			4															27	300	1345	10		
							20				2															25	50	600	11		
			25		50			200																		75	120	600	12		
			15					75																		15	180	355	13		
								25																		6	100	286	14		
																										1	90	445	15		
			25					40			1															10	27	200	16		
	40		30					100			4															25	177	945	17		
					100			50			20															12	285	2142	18		
	100		4		100			200			10										50		60		75	140	1920	19			
				20				100																		25	120	1025	20		
			100		50						10																	1025	21		
	55		40	12				200			30															50	14335	5291	22		
			15																							50	10	165	23		
	65		75		25			150			12										50				65	460	1200	24			
	85		75		50			200			100															50	230	2995	25		
			40					50			10															200	12	180	642	26	
	160		150					1600			80														60	500	300	9150	27		
	6		100	12	25			150			50														120	97	190	877	28		
			100		15			150			15															97	60	500	29		
			100		100			100			15														40	45	250	800	30		
			25		20			200			15															50	50	535	31		
			25		30			100			2															76	300	25	150	1195	32
			30					50			5																12	40	475	33	
			10		15						5																		905	34	
			20		200			200			10															40	70	655	1860	35	
																													480	36	
			50					100			12																25	560	1950	37	
			70					200			30															50	50	150	1555	38	
																											70		40	39	39
	50				25			200			10															40		100	265	40	
	709	2	1111	74	955			5325			506														400	76	870	1616	20322	40322	

* This will include only such cheese as is made upon the farm. Milk sent to cheese factories will be regarded as milk sold off the farm.

SCHEDULE 3.—Productions of Agriculture in Patte Township, in the County of Andrew, in the

Post Office: Whitesville



Name of Agent, Owner, or Manager.	ACRES OF LAND.			PRESENT CASH VALUE.		Total amount of wages paid during the year, including value of board.	LIVE STOCK, JUNE 1, 1870.								PRODUCE DURING THE YEAR.									
	Improved.	UNIMPROVED.		Of farm.	Of farming implements and machinery.		Horses.	Mules and Asses.	Milch Cows.	Working Oxen.	Other Cattle.	Sheep.	Swine.	Value of All Live Stock.	WHEAT.		Rye.	Indian Corn.	Oats.	Barley.	Buckwheat.	Rice.	Tobacco.	
		No.	Wood-land.												Other unimproved.	Dolls.								Dolls.
1	2	3	4	5	6	7	8	9	10	11	12	13	14	15	16	17	18	19	20	21	22	23	24	
Anderson John	90	25	40	5000	125	150	2		2			20	2	400										
Barrett Benjamin	140	45	25	10000	175	100	5		4	1		15	60	1000				2000						
West James	180	110		11600	350	300	10		12			15	13	1390				1400	200					
Dorwinport George	80	40		4200	100	55	3		2	2		20	20	300				600	100					
Munshes John	130	60		4750	200		6	4	6		59	20	22	1500	95			1800	250					
Banister John B	9			300	100		1		1					75										
Samuel John G	80	50	60	5000	150	150	3		3	17		25	900	50		50	100	100						
Ogle Susan	30	170		6000	30	60	3	1	4		23		6	100										
McDonald James	9	5	6	600	150	400	3		1	2			80	1140										
Blumet Sarah	80	20		5000	150	50	5		5			20	20	600	100			400	500					
Wells Jonathan	50	20		3000	200		2		2				14	950	140			600	380					
Pettigrew Thomas	80	17		3000	200	30	3		3				21	950	85			900						
Laney David	130	30		6400	380	480	9		13	27		15	57	3620				2500	990					
Ogle Nancy M	70	60	30	6400	100		2		1	2			16	580										
Lanway Moses	40	20		2400	300	50	4		3				10	750										
Hoover Martin	50			2000	100			2	1	1			5	400				700						
Campbell James	70	10	6	3600	100	4	4		1	1			3	400				500						
Townsend John W	60	20	20	3000	100		3		2	1			4	400	20			200						
Harder William	20		20	1200	25		2		1					250	50									
Campbell Samuel	80	50	80	6900	150		5	2	7	40	35	25	800					600	60					
Wardner Zedley	40		5	1200	100		2		2				6	300										
Spencer James	40			800														500	300					
Kelly James S	40	40		2500	100		3		2	3			11	300										
Wilhelmfeldt Lind	40	30		2100	150	30	5		7	6	10	15	500	18				600	75					
Munshes William	75	125	350	10000	60	155	2	3	3	2		2	665			X		1000					20	
James David	43			1300	80		2		1				1	250				300	100					
James Catharine	75	20		3000	75	50	3		3					900	60			750	225					
Wells George	90	20		4500	150	100	8	2	7	9	25	25	1200	80				1000	200					
Christie Nancy	80	60		4200	100	40	2	2	6	5	6	20	800	20	20			500	120					
Geodes George	40			1400	10	5	6			1	7	9	500	21				200	40					
Muller James	24	16	6	1600	50	30	2		1				2	250	13			300						
Huffman Sarah	80	80		5000	100		9		3	16	30	15	800	80				500	300					
Elliott Sarah	80	80		5000	300		3	2	5	5	35	80	1500	11				400	300					
Allen William	100	94		8000	200		3	2	5	4	30	13	900	34	17			1400	300					
Holt Benjamin	65	48		3500	300	100	4	2	4	1	40	20	900		100			900						
Lea Walter B	40	113		3500	150		3	1	3	9			5	900				150						
Wright Charles	7	21		700	75				1	1			12	350										
Graham Michel	40	27		1300	25	25	7		5	2	13	14	500					200	10				50	
Bowman Isaac	200	180		10000	50		8		5				30	1000	30			1100						
Henderson Able	45	15		900	100		3	1	1				14	400				300	60					
		2122	1731	648	15850	5360	2364	150	26	138		229	334	876	27100	907	181	50	21750	4288				10

State of Wisconsin, enumerated by me on the 22 day of July, 1870.

Edward M. ..., Ass't Marshal.

YEAR ENDING JUNE 1, 1870.																									TOTAL VALUE.				
Cotton.	Wool.	Peas and Beans.	POTATOES.		Orchard products.	Wine.	Produce of Market Gardens.	DAIRY PRODUCTS.			SEED.			Hops.	Hemp.	Flax.	Flax-seed.	Silk cocoons.	SUGAR.		Molasses.	BEES.		Forest products.	Value of Home Manufactures.	Value of estimate slaughtered or sold for slaughter.	Estimated value of all farm production, including beets, terms and additions to stock.		
			Bales (450 lbs.)	Lbs.				Bush.	Bush.	Bush.	Dolls.	Gallons.	Dolls.						Lbs.	Lbs.		Gallons.	Tons.					Bush.	Bush.
25	26	27	28	29	30	31	32	33	34	35	36	37	38	39	40	41	42	43	44	45	46	47	48	49	50	51	52		
	40		200					100																		25	80	1	
2	40		20		150			100			20															25	160	1670	2
3	700		150		75			300			25										165					465	250	2120	3
4			30		30			100			2															25	200	720	4
5	40		12					100																		25	230	1520	5
6																												2	6
7			100		50			100			10													100		25	140	785	7
8			10		5			60			2												100		15	90	285	8	
9			100					50			10														12	1350	1870	9	
10	60		30		10			200			20														50	400	1400	10	
11			15		75			60			5														15	560	1450	11	
12			150		5			75			50														20	40	1100	12	
13	30		200					200			70														50	380	3220	13	
14			60					50			6														12	240	2925	14	
15								100			5														25	2000	2125	15	
16			10					60			1														15	80	460	16	
17			150					100			5														25	150	570	17	
18			25					100			5												5	100	25	300	620	18	
19			25					100			6														25		100	19	
20	80		20		30			200			4														50	200	325	20	
21								100																	25		230	21	
22																												330	22
23								200			8														50	50	440	23	
24	21		20		20			250	100		10														75	200	900	24	
25								300																	75	820	1500	25	
26								20			2											20			15	35	240	26	
27			40		50			100																	25	60	800	27	
28	35		100		10			100			10													100	25	4500	3270	28	
29	20		9		10			100			4														25	210	500	29	
30			25					50			3														12	342	580	30	
31			40					50			4														12	70	390	31	
32	68		50		100			200			4												30	50	230	1150	32		
33	160		100		50			200			30												50	50	650	1820	33		
34	80		400		50			100			8														125	250	1480	34	
35	100		20		40			150			10														37	300	1080	35	
36			10					100																	25	50	250	36	
37								100																	25	25	150	37	
38	40		25		100			100																200	25	100	415	38	
39			300		300			100			70												30	25	210	1525	39		
40			15					100																12	25	100	400	40	
	1514		2191		1160			4575			379													310	600	1655	15072	40487	

* This will include only such cheese as is made upon the farm. Milk sent to cheese factories will be regarded as milk sold off the farm.

SCHEDULE 3.—Productions of Agriculture in Platts Township, in the County of Andrew, in the
 Post Office: Whitemill



Name of Agent, Owner, or Manager.	ACRES OF LAND.			PRESENT CASH VALUE.		Total amount of wages paid to laborers, including value of board.	LIVE STOCK, JUNE 1, 1870.								PRODUCE DURING THE YEAR.								
	Improved.	UNIMPROVED.		Of farm.	Of farming implements and machinery.		Horse.	Mules and Asses.	Milk Cows.	Working Oxen.	Other Cattle.	Sheep.	Swine.	Value of ALL live stock.	WHEAT.		Rye.	Indian Corn.	Oats.	Barley.	Buckwheat.	Rice.	Tobacco.
		No.	Wood-land.												Other unimproved.	Dolla.							
1	2	3	4	5	6	7	8	9	10	11	12	13	14	15	16	17	18	19	20	21	22	23	24
1 Emel David	20	40		1000	125	70	2						59	900	17			100					
2 Whiter fences	20	60		1000	100		4	3	1	3	7	400					160						
3 Garrett John	9	5		200	40		2	1	1			200										25	
4 Colburn George	135	41		4040	150	100	2	3	4	1	12	27	1000		120		1000	100		75			
5 Waterman Henry	60	40		3500	150	150	2		2				6	400									
6 McGury Benjamin	30	27		1500	60		3	2					10	300			300						
7 Daniels and Anderson	20	15		1000	25		2							100			300	50					
8 Dobb Charles	30	50		2000	125		2							250			900						
9 Lewis Samuel	80	80		5000	150	300	3	1	1	2			89	1130			1500	80					
10 Bowman Casper	80	40		3600	50		4		5	1	25	24	990	100			500	100					
11 McBeth and Harris	40	80		360	125		5	3					20	500		34	1000	150					
12 Anderson James	80	30		3600	125	20	5	2	3	4	8	17	700	40	135		750	200					
13 Wright William	85	35		3600	200		5	3	3	2	5	100	1000	35	170		800	175					
14 Bradford Elizabeth	100	60		5000	125	100	4		3	2	3	30	700	150			2100	120					
15 Thomas John	80	17		3000	125	100	3	4					10	500	80		300	30					
16 Crisman John	70	10	10	3000	125		3	2		4			20	400	30		200						
17 Wright John D	122	43		6000	200		5	1	3				24	16	700	20		300	225	5			
18 Green Clifton	160	150	290	12000	130		2	2	1	3			20	600	100		1500	250					
19 Gilliam Elizabeth	65	14		2100	25	20	4	2					15	18	500		1500						
20 Loney Thomas M	55	65		4800	100	100	3	4		2			10	600	20		1000	150					
21 Ashley Thomas J	90	113		6000	200		2	2					20	400	100		800	300					
22 Wells Joseph	120	40		6000	150	60	7	2	6	5			30	1045	90		1900	125					
23 Cook Philip	50	87		4500	125	100		2	5	10	15	40	1000	130			1000	200					
24 Curren James A.	80			2400	125		2	2		3	24	14	320	50			700	75		14			
25 Williams Louis J	160	50		6000	125	10	6	3		2	40	15	880	98			2100	270		10			
26 Platt Benjamin R	400	200		18000	300	600	10	8	5				60	2000	250		3000	100					
27 Stearns Ralph	30	122	15	4000	150			2	3	10			25	500		250							
28 Kellogg Harrison	100	100		6000	250		5	4	7	28			55	2085			500						
29 Purter Samuel	60	20		2000	125		4	3					40	600	40		1000	140					
30 Scott Rachael	160	60		6000	200	120	8	2	4	1			30	1000			3000	100					
31 Carver James H	80	20		3000	125		2	1	1				3	300	50		1200	180					
32 Gilligan Stephen	20	11		1000	125		4	2					50	900	29		750	100					
33 Clark Jesse J	140	100		8000	150	300	10	5		8	8	35	1154	100			2000	50					
34 Younger Joseph	160	40	60	7000	150	290	14	4		8			40	1300	180		1800	250					
35 Popplewell John W	20	60		2000	50		6	2					12	600			600						
36																							
37																							
38																							
39																							
40																							
	3105	1945	375	151200	4625	2380	145	33	100				98	185	1459	170	34500	3523	5	99			25

State of Wisconsin, enumerated by me on the 24 day of July, 1870.
Edmund Bassett, Ass't Marshal.

YEAR ENDING JUNE 1, 1870.																									TOTAL VALUE.					
Cotton. Bales (400 lbs.)	Wool. Lbs.	Peas and Beans. Bush.	POTATOES.		Orchard products. Dolls.	Wine. Gallons.	Produce of Market Gardens. Dolls.	DAIRY PRODUCTS.			SEED.			Hops. Lbs.	Hemp. Tons.	Flax. Lbs.	Flax seed. Bush.	Silk cocoons. Lbs.	SUGAR.		Molasses. Gallons.	BEES.		Forest products. Dolls.	Value of Home Manufactures. Dolls.	Value of animals slaughtered or sold for slaughter. Dolls.	Estimated value of all farm production, including net terms and additions to stock. Dolls.			
			Irish. Bush.	Sweet. Bush.				Butter. Lbs.	Cheese.* Lbs.	Milk sold. Gallons.	Hay. Tons.	Clover. Bush.	Grass. Bush.						Maple. Lbs.	Cane. Hhls. (1,000 lbs.)		Wax. Lbs.	Honey. Lbs.							
25	26	27	28	29	30	31	32	33	34	35	36	37	38	39	40	41	42	43	44	45	46	47	48	49	50	51	52			
			10																							100	290	1		
	12		5		40			60			10										10				10	100	345	2		
			46					120				2													30		71	3		
	40	2	30		500			100			10	2									25	14	100	25	498	1860	4			
			300					100																	25	200	315	5		
								100																	25	30	285	6		
			20																							100	315	7		
			10																								450	8		
			70		10			100																50	25	1200	2100	9		
	40		50	10	30			150			4											40	20	100	200	380	1050	10		
			20								10											40	20		20	360	1065	11		
	10		100					100			4											20			35	145	875	12		
			5					50			4														15	80	1500	13		
	11		70		200			200			5													100	50	160	1700	14		
			60	60				200																	50	100	650	15		
			70					150			4														37	15	330	16		
	150		60		100			100			8											30			25	205	685	17		
								50			6															12	40	975	18	
	80		80					100														15			25	180	960	19		
			30		150			150																	35	50	1070	20		
			100		50			100			5														25	180	960	21		
			200		100			200			10													200	65	770	2550	22		
			90		25			200			20														50	440	1250	23		
	90		100					150			4											20			85	240	900	24		
	96		220		50			200			6											36			150	240	1655	25		
			80					100			10											200			125	200	830	26		
			15	5	15			150			50															97	2600	3652	27	
			25					100			6														25	200	890	28		
			25		20			100			6														25	70	1910	29		
			20		100			100			3														25	25	895	30		
			50	5				150			4											40			45	300	780	31		
	15		50					200			12													200	50	750	2500	32		
			30					200			10											36			75	1192	2440	33		
			150					100			10														25	50	925	34		
																													35	
																													36	
																													37	
																													38	
																													39	
																													40	
544	7	214	80	1390				3880			221	4													572	34	270	1457	11250	38792

* This will include only such cheese as is made upon the farm. Milk sent to cheese factories will be regarded as milk sold off the farm.

SCHEDULE 3.—Productions of Agriculture in Wachula Township, in the County of Andrew, in the

Post Office: Whitesville



Name of Agent, Owner, or Manager.	ACRES OF LAND.			PRESENT CASH VALUE.		Total amount of wages paid during the year, including value of board.	LIVE STOCK, JUNE 1, 1870.								PRODUCE DURING THE YEAR.									
	Improved.	UNIMPROVED.		Of farm.	Of farming implements and machinery.		Horse.	Mules and Asses.	Milch Cows.	Working Oxen.	Other Cattle.	Sheep.	Swine.	Value of All live stock.	WHEAT.		Eye.	Indian Corn.	Oats.	Barley.	Buckwheat.	Rice.	Tobacco.	
		Wood-land.	Other unimproved.												Dolls.	Dolls.								No.
1	2	3	4	5	6	7	8	9	10	11	12	13	14	15	16	17	18	19	20	21	22	23	24	
Smith William	160	45		5000	75		2	4				12	5	425	9			1000	50					
Christians James B	120	20		4000	150		7	4	5		15		30	1350	109			1000	100					
Goke August	70	10	20	2000	110	60	1	2	2		5		40	860	20			800	60					
Boyle Erasmus S	50	18	110	3000	125	5	5	4	3		1	12	14	800	50			500	80					
Hunt William	5			100			6	3		2		15		500				150					200	
Gibson Samuel	180	37		3255	250		6	1	9	4	2	35	12	842	50			50						
Watson James B	83	10		2790	40		2		3		3		23	600	90			500	200					
Courtoner Edward S	50	19	20	2040	60	75	2	2	3		5		40	830	130			500						
Seaward John	45	10	89	1600	60		3		4		5	14	15	260	49			400	40					
Bradley Eri	65			2500	150		3		4					8	1900	65		400	100				100	
Campbell Perbert	130		20	1600	125		4		4					400				140						
Dewell John S	70	37		2000	150	250	4	2	2	2	7		21	500	80			600	286					
Hensley Samuel	14	38		1040		100	6		2	2			50	500			10	100						
Cowan Samuel H	345	80	40	15000	400	200	10	9	4		52		50	4910				1000	250					
Ruster Louisa	60			1900	30		2		2		1		5	320	72			395	25					
Parker Lewis	130	26		5000	100		22		2	1			3	465	74			345						
Morrissey Nancy	110	10		2400	50	20	4		2		1		24	435	70			400	200					
Saboucaek Sarah	155	40	95	3800	150	50	3	2	1				7	460	125			800	25		6			
Arnold Solomon	36	40	50	2520	100				4		1		6	375				40						
Allen James B	54	10		1280	25		3						3	210				150						
Parker Marshall	80			2000	50				2	2	2		9	400	76			150						
Clark Benjamin W	40			1000	100		2		2		1		5	790				25						
Venard Sylvester	90	10		1000	95	75	3		5	2			26	5525										
Silvers Maxwell S	40			1500	125	50	4		9		5		9	400	55			400	250					
Holts Margaret	70	40	70	3000	125		4	1	3		3		10	350	50			600						
Wood Simeon	40	10		1200	25		2		1					210	25			150						
Venard Elizabeth	50	33	30	2500	75		5		2				25	11355				200						
White John W	40			1000	50		6		1		4	15	8	888	40	9		200						
Walter Rebecca	70	10	45	3750	25		5		2		5	21	8	400	67			1000	180					
Dale Elizabeth	240	60		12000	370		12	2	5		30	35	43	2110	150			1000	300	90				
Ott Samuel	100	20	130	4000	100	200	1	2	3		2	1	40	300	160	50	30	600	186	175				
Ott Mary	80	20		3500					3		2	1	3	100		50		900	200					
Stuber Rosachet	20	5	15	600	200		2		1				2	440										
Geber Murick	40	8		1200	25		3		1				5	300				200						
Stucki Christian	40			1000	300	30			2	2		4	1	825	140			950	145	20				
Brand Daniel	80	5		2500	50	50	4	2	8		5	20	19	600	12	30		600	250					
Thomas Frederick	40	3		870	100	20			2					250										
Vendiant Woula	35	15		1000									8	20	8			400	75					
Dickson Benjamin	180	20		6000	120	80	6		2			5	30	600	40			900	200					
Milner William	80			2000	100		5		5			18	23	500	100	50		900	100					

3327 704 668 114055 1115 1265 165 35 105 11 160 245 614 26247 1907 189 40 1115 3282 2866 300

State of Missouri, enumerated by me on the 27 day of July, 1870.

Edward M. Bassett, Ass't Marshal.

YEAR ENDING JUNE 1, 1870.																									TOTAL VALUE.					
Cotton.	Wool.	Peas and Beans.	POTATOES.		Orchard products.	Wine.	Produce of Market Gardens.	DAIRY PRODUCTS.			SEED.			SUGAR.			BEES.		Forest products.	Value of Home Manufactures.	Value of animals slaughtered or sold for slaughter.	Estimated value of farm, including buildings, improvements and additions to stock.								
			Bales (450 lbs.)	Lbs.				Bush.	Bush.	Bush.	Dolls.	Gallons.	Dolls.	Lbs.	Lbs.	Gallons.	Tons.	Bush.					Bush.	Lbs.	Tons.	Lbs.	Bush.	Lbs.	Hhds. (1,000 lbs.)	Gallons.
25	26	27	28	29	30	31	32	33	34	35	36	37	38	39	40	41	42	43	44	45	46	47	48	49	50	51	52			
	40		6					100																		25	560	1		
	60		40					125																		30	60	1290	2	
			60																									690	3	
	40		40					100			1															25	50	555	4	
			100					100																		25	120	215	5	
	100		50					100			4															25	240	485	6	
			150					300																		75	40	700	7	
			40					150																		70	200	690	8	
			50					100			4												20			25	90	380	9	
					60			100																		25	490	1000	10	
			100					50																		12		300	11	
			10		100			100			2												200			25	180	890	12	
								50																		12		150	13	
								100			4															25	2610	3127	14	
			40					100			2														17	25	150	300	15	
			10					50			10															12	4	385	16	
			12					50			4															12	160	410	17	
			15								20															200	60	2740	18	
			300					200																		50	21	400	19	
			20					50			2															12	90	615	20	
			15					50																		12	40	1003	21	
	10		20					50			10															12	40	910	22	
	40		30					150			7															30	80	575	23	
			5	150				400			8															80	100	610	24	
			100					400			8															70	195	190	665	25
			75					100			4																25	250	26	
	40							200			9																50	50	290	27
	28		50					100			10																25	137	480	28
	50		50					200			5																65	325	1050	29
	52		50		25			150			20	35														160	190	1425	2960	30
			40		25			200																			50	190	740	31
			75		15			100			5																25	100	740	32
	5							40																			10	40	400	33
			100					40																			10	15	445	34
			200								4																37	26	465	35
	60		20					150			6																87	210	1100	36
											5																		400	37
			20					100																			60	335	38	
			100					100			7																25	60	945	39
	50		400					200			10															200	150	150	1090	40
	575	5	2508		225			1655			165	33													55	370	1748	1503	29775	

* This will include only such cheese as is made upon the farm. Milk sent to cheese factories will be regarded as milk sold off the farm.

State of Missouri, enumerated by me on the 30 day of July, 1870.

Edward H. Garrison, Ass't Marshal.

YEAR ENDING JUNE 1, 1870.

Cotton. (Bales 450 lbs.)	Wool. Lbs.	Peas and Beans. Bush.	POTATOES.		Orchard products. Dolls.	Wine. Gallons.	Produce of Market Gardens. Dolls.	DAIRY PRODUCTS.				SEED.				SUGAR.			BEES.		Forest products. Dolls.	Value of Home Manufactures. Dolls.	Value of animals slaughtered or sold for slaughter. Dolls.	TOTAL VALUE. Estimated value of all farm production, including bot- tomers and addi- tions to stock. Dolls.										
			Irish. Bush.	Sweet. Bush.				Butter. Lbs.	Cheese.* Lbs.	Milk sold. Gallons.	Hay. Tons.	Clover. Bush.	Grass. Bush.	Hops. Lbs.	Hemp. Tons.	Flax. Lbs.	Flax-seed. Bush.	Silk cocoons. Lbs.	Maple. Lbs.	Cane. Hhds. (1,000 lbs.)					Molasses. Gallons.	Wax. Lbs.	Honey. Lbs.							
			25	26				27	28	29	30	31	32	33	34	35	36	37	38	39					40	41	42	43	44	45	46	47	48	49
					100			100			10																95	105	9055	1				
			25					150																			150		110	150	820	2		
			25					100																					25		130	3		
	40		10	4				100			5																32	40	240	840	4			
								150			4																	16	34	410	775	5		
	4		100	20																											990	6		
			200		100	10		200			1																80	40	50	566	1585	7		
			25		50			250			10																		65	1000	3265	8		
			150					100			4																56	50	25	400	2320	9		
								50			3																		12		825	10		
	100		20	15				200			10																35		100	750	2060	11		
			120	5	25			200			10																		50	8000	9895	12		
			200	10				200			3																			100	560	2000	13	
			15		20			100																				40		45		645	14	
	35		15					100			1																	20	20	25	60	910	15	
			15					50			3																	20		12	60	450	16	
			40		500			20			5																			5	80	900	17	
			20					100			2																			25	50	150	18	
			50					100			2																			25	200	865	19	
			20					100																						25	660	825	20	
			200					100			10																			25	270	1200	21	
	40				250			100																						25		1215	22	
	40		10					200			2																		50	245	2955	23		
			30					50																						12	125	390	24	
			5					100			5																			25	480	730	25	
			30		20			100			4																		25	100	800	26		
			25	10	150			200			8			36														60	50	380	1420	27		
			12	12				100																						25		75	28	
	40		12	12				100			8																		25	100	2640	29		
			400		10			100																					25	650	1600	30		
	22		60		300			150			4																		37	2580	4940	31		
	21		100		200			150			2																	38	37	963	2820	32		
	20		10					50																				30	12	100	405	33		
								25																						5	278	283	34	
			40	10				100																					25	120	855	35		
			20	5				100																						25	50	360	36	
			10					100			3																			25	50	635	37	
					10						2																						675	38
			50					150			5																			37	150	950	39	
					20			100			5																			25	4000	3445	40	
	39 ²		23 ⁵	91	17 ⁵	10		44 ⁵			13 ⁴			36													54 ²	19 ⁰	1310	21087	60394			

* This will include only such cheese as is made upon the farm. Milk sent to cheese factories will be regarded as milk sold off the farm.

SCHEDULE 3.—Productions of Agriculture in Rochester Township, in the County of Windsor, in the

Post Office: Whitewater



Name of Agent, Owner, or Manager.	ACRES OF LAND.			PRESENT CASH VALUE.		Total amount of wages paid during the year, including value of board.	LIVE STOCK, JUNE 1, 1870.								PRODUCE DURING THE YEAR.										
	Improved.	UNIMPROVED.		Of farm.	Of farming implements and machinery.		Horses.	Mules and Asses.	Milk Cows.	Working Oxen.	Other Cattle.	Sheep.	Swine.	Value of ALL live stock.	WHEAT.		Rye.	Indian Corn.	Oats.	Barley.	Buckwheat.	Rice.	Tobacco.		
		No.	Wood-land.												Other unimproved.	Dolla.								Dolla.	No.
1	2	3	4	5	6	7	8	9	10	11	12	13	14	15	16	17	18	19	20	21	22	23	24		
Andrim Cornelius	80			2400	100			9	2				15	675				400			25				
Kelton William	80	20		3000	75	150	2	1		1	10	10	10	300				900			20				
Blastings Francis	70	15	10	3500	150	100	1	2	6		10		20	1000				1500	20						
Kely Alexander	45	29	37	4000	150		12	1		14	14	18	1200					2000			25				
Ruby George	40	40		2400	100		6	2	2		9	6	19	1200	16	65		600	95				100		
Couch Samuel	40	40		2400	150		2		4				12	1000	130			400							
Wachberger Christian	86	140	64	6500	225	200	2		9		7	20	60	540		100		600	70				100		
Wachberger Jacob	40	10		1500	95		10		2		5	5	15	1000		11		200							
Stack James	160	40	85	9000	300		8		8		15	35	35	1000	35	150		1500	100						
Woodrey Albert	35	79	10	1200	150		4	2	2		4			600											
Perkins Elijah	70	109		6500	175		6		5		1	40	20	700	100			1000	500						
Gordon Elizabeth	4	10		300		10			2		2	1		800				40							
Mary	30	33		1800	125				2	1				275				200							
Mesroy Elisha B	100	70	6	3000	100	50	1	4	2		22	10	15	500	13			1500	150						
Eman David	115	85		8000	400		6		3				35	700	75	100		2000	250						
Durant Severn	140	100		9600	300	60	5		5				47	400		50		600	100				10		
Sully Anselm	40			1600	60	50	4	3	3				30	500	30			500							
Miles George	55	45		2200	125		2		2		1		15	350		90		500							
Sully Edward	110	160		10000	300		5	8	5				15	1500	50	120		1500	60						
Lyons Joseph	55			2200	40		4		2		5	12	15	400		25		1500							
Sully Ann	90	70		6400	100	50	4	1	2		1		27	600				1200							
Parker William	120	80		6000	100	150	5	3	4		8	22	49	1200	12	20	30	500							
Pemberton John	60	65		3750	100		4		4		1	21	6	300		115		400	40				50		
Stoutman Charles	150	60	57	5800	400		9		8		12	31	20	2400		68		1000	80	1					
Campbell Andrew	45	35		2400	95		5		2		3	4	20	400				500							
Phillip Nathan	30	10		1200	75		3	1	1				15	300				200	150						
King Mary	150	150	20	9600	250		6	2	8		5	21	20	800				3000							
Miller George	20	60		2400	100		4		2				5	400	20			400							
Harris James	54	20		2800	125	6	4		2				15	800		40		700	40			2			
Harris Jefferson	125	50		4000	125		4	2	3		2	4	29	1500		110		750							
Schneider Jacob	45	20	65	3900	80	50	3	4	5		5	11	16	915	14	130		250	40						
Harris Emily	15			450	40		2	1	9				2	39		20		420							
Wagenblast John	40	40		2500	50		6		6		6	15	18	900		170		300	100						
Wylie Elinor	50	90	120	6000	150	150	6	1	2		2	10	25	600		80		300	30						
Paton Edward	50	60		4000	150		5		6				9	500				100							
Lincoln Samuel	25	80		3000	75		4		4		1		7	400				350	100						
Reiter Joseph	20	30		2400	125	5	5	5	2	5	5	4	9	500	100	20	90	60			150				
Smith Nicholas	40	60		3000	125			2	3				3	400		50	7	350	40						
Schneider Magdalena	120	70		8000	225	200	6		5		3	10	7	900	400	300		1200	400	80					
McDonald Ricella	100	24		10000	125		7		3		4	15	10	1500				2000	300						

2754 2252 479 17700 5615 1331 184 43 139 2 155 374 714 3045 1055 1834 67 29620 2405 231 52 250

State of Missouri, enumerated by me on the 5th day of August, 1870.

Edmund W. Hays, Ass't Marshal.

YEAR ENDING JUNE 1, 1870.

Cotton.	Wool.	PEAS AND BEANS.		POTATOES.		Orchard products.	Wine.	Produce of Market Gardens.	DAIRY PRODUCTS.			SEED.		Hops.	Hemp.	Flax.	Flax-seed.	Silk cocoons.	SUGAR.		Molasses.	BEES.		Forest products.	Value of Home Manufactures.	Value of animals slaughtered or sold for slaughter.	TOTAL VALUE.			
		Bales (450 lbs.)	Lbs.	Bush.	Bush.				Bush.	Dolls.	Dolls.	Lbs.	Lbs.						Gallons.	Tons.		Bush.	Bush.					Lbs.	Tons.	Lbs.
25	26	27	28	29	30	31	32	33	34	35	36	37	38	39	40	41	42	43	44	45	46	47	48	49	50	51	52			
			75							100		12													25	50	380	1		
	90		150							100		5													25	50	545	2		
			100							100		4													25	1000	2265	3		
	44		75							300		6											150	75	110	415	4			
			50							100		9									35			50	125	615	5			
			40		50					100		5											5	60	25	80	510	6		
	95	5	15		50					100		10	2										5	70	25	400	1090	7		
	6		25		15					20		4													5	75	900	8		
	60				500					900		21											10	100	100	200	1900	9		
			50							100		15													25	400	940	10		
	40		40	18	350					150		1													27	160	1205	11		
	8		75							100															25	90	185	12		
			40		100					50		5													12	80	990	13		
	20		50		125					100											30			40	125	1295	14			
			50		100					50		10											50		12	200	1210	15		
			25		50					100		10													25	160	165	16		
			10							100		9													25	180	600	17		
			180							50															12	60	750	18		
	50		80		50					100		20											50		150	125	1975	19		
	40		90							50		9	27												12	20	1025	20		
			21		50					100		9	35												25	70	800	21		
	60		25							100		4													25	100	750	22		
	40		15	10	50					100	100												15	50	25	160	525	23		
	58		15		50					100		5											40		45	510	1300	24		
	20		90							50		4													25	120	580	25		
			100		25					55		9											20		20	100	305	26		
	50		20							200														25		90	150	1980	27	
			80							100																25	50	900	28	
			50							200																25	50	900	28	
	100		150		100					100		80											45	16	75	145	755	29		
	12		40							200		15													65	220	855	30		
			500							100															5	455	905	31		
	90		10		25					75		6												40	8	100	40	250	860	33
			100							100		15												40		40	45	150	505	34
	18		20							60		15												125		75	200	885	35	
			20		500					100		1														25	400	1120	36	
			20		100					100		6														25	100	455	37	
			500		200					100		5														25	100	440	38	
			20		150					100		10														25	200	1930	39	
					100					100		20													12	100	25	320	1675	40
	514	5	2916	28	2100					1130	100	517	64											125	106	845	1485	7795	34125	

* This will include only such cheese as is made upon the farm. Milk sent to cheese factories will be regarded as milk sold off the farm.

SCHEDULE 3.—Productions of Agriculture in Rochester Township, in the County of Rockland, in the

Post Office: Whitesville



Name of Agent, Owner, or Manager.	ACRES OF LAND.			PRESENT CASH VALUE.		Total amount of wages paid during the year, including value of board.	LIVE STOCK, JUNE 1, 1870.								PRODUCE DURING THE									
	Improved.	UNIMPROVED.		Of farm.	Of farming implements and machinery.		Horses.	Mules and Asses.	Milk Cows.	Working Oxen.	Other Cattle.	Sheep.	Swine.	Value of all live stock.	WHEAT.		Rye.	Indian Corn.	Oats.	Barley.	Buckwheat.	Rice.	Tobacco.	
		No.	Wood-land.												Other unimproved.	Dolls.								Dolls.
1	2	3	4	5	6	7	8	9	10	11	12	13	14	15	16	17	18	19	20	21	22	23	24	
McDonald Julius	80	120		4800	100		7	2	4		5	10	25	900	91	60	22	1600	900					
Schmides Christian	60	110		5100	150	40	4		6		3	19	20	675	3	40		250	90					
Schmides Christian	60	67	40	5400	150	150	7		7		5	12	20	800	50	80		600	100					
Schmides John	20	42	70	4000	75	90	9		5		6	16	31	475	6	70		300	6					
Schmides Friedrich	80	38	20	4125	150	85	5	2	4		4	11	30	1170	20	65		500	120					
Schmides Nicholas	60	67		3810	150	50	6	2	5		9	8	25	900		150		300	100					
Schmides John	80	22		3600	100	100	7		8		7	20	20	800	20	100		500	100					
Suma Friedrich	90	35	40	4850	150		4	2	6		7	16	25	800	20	50		800	80					
Miller Lewis	40	18		1800	100		3		6		1		20	400		10		1000						
Hegeman John C	55	100	45	9000	150		5		8		5	6	15	700			15	900	98		12			
Green John	120	40	48	9360	200	300	4		9		1		50	1100		169		500	55					
Limple Robert	40	10		2000	100	50	6		1		2		20	500	25			300	80					
Malroy Richard	5		20	750	5		2	1	2				8	300	46									
Hartman William	25	23		1600	75		2	1	1				7	11	200	21		100	90					
Grisman William	45	75		3000	125		5		1				5	400	40									
Reddick Joseph	37	61		3100	150	90	4	2	1				4	580	74	92		600	70		70			
Reddick William	125			570	100		4		2		4	8	4	55				100						
Reddick Joseph	80	10		2500	50		5		2	2	4	15	15	500				200						
Antwin Caleb	95	40		6000	125		4		2		1		15	400	60	8		800	300					
Liles Henry	40	20	60	3600	100		4		1				9	400				1800	100					
Abrams Herman	24	24		1200	25	50	4		1				7	300				50						
Newton Thomas	60	66		9600	125		2		1				10	250		10		700	15	15				
Maddock William	65	20	80	500	125		3		6		8	18	12	400	60			1250	14					
Peters Joseph	65	100		5000	125		6		6				15	20	700	90	50	1250	260	100				
Davis Stephen	160	157		14000	200		9	4	5		6	5	50	1500	40			4500	100					
Stout Thomas	60	20	21	4000	150		4	4	4		5	20	20	800				500	74					
Wright John	30	50		2400	25	100	5		5		1	18	4	600	18	5		800						
Wright William	12	8		600	25		4		2				10	5	500	14	9		500	15			60	
Moran James	75	68		4000	120	25	9	9	5				31	8	1600	400	100	20	1000					
Mathews	10			600	5				1					40				200						
Pharlin David	10			600	5				1				19	15	100			200						
Graves Almer	50	166		5000	200	100	6		4		2	30	18	800	50			500	100					
Ephesian James	185	150		14000	200		4	4	7		22	15	24	1000		70	32	1050	50					
Simmons Charles	13	7		600	40		2		2				3	190										
Wright Thomas	54	30		9920	75		2		1		1	12	8	150				350	60					
Mourdan Henry C	100	140		8200	200	150	5	4	3		5	30	30	1000	100			1500	400					
Darrel William	80	50		9600	50		5	1	5		1	18	30	800		42		400	40					
Shain Josiah	25	59		2260	125	5	9		2		3	15	25	500	6	50		300	90					
Sum Samuel B	40	60		3000	125	50	5		4				2	500				400						
Duncan Samuel	75	145		6600	100	20	1	1				14	20	25	400		65	600	60					

2420 2192 444 15498 6330 1210 110 29 142 2 132 433 130 2408 1154 1261 239 2580 2790 115 82 60

State of Missouri, enumerated by me on the 9th day of August, 1870.

Edward Bassow, Ass't Marshal.

YEAR ENDING JUNE 1, 1870.																									TOTAL VALUE.					
Cotton.	Wool.	Peas and Beans.	POTATOES.		Orchard products.	Wine.	Produce of Market Gardens.	DAIRY PRODUCTS.			SEED.			Hops.	Hemp.	Flax.	Flax-seed.	Silk cocoons.	SUGAR.		BEES.		Forest products.	Value of Home Manufactures.	Value of animals slaughtered or sold for slaughter.	Estimated value of all farm produce, including bet-terments and addi-tions to stock.				
			Irish.	Sweet.				Butter.	Cheese.*	Milk sold.	Hay.	Clover.	Grass.						Maple.	Cane.	Molasses.	Wax.					Honey.	Dolls.	Dolls.	
Bales (450 lbs.)	Lbs.	Bush.	Bush.	Bush.	Dolla.	Gallons.	Dolla.	Lbs.	Lbs.	Gallons.	Tons.	Bush.	Bush.	Lbs.	Tons.	Lbs.	Bush.	Lbs.	Lbs. (1,000 lbs.)	Gallons.	Lbs.	Lbs.	Dolla.	Dolla.	Dolla.	Dolla.				
25	26	27	28	29	30	31	32	33	34	35	36	37	38	39	40	41	42	43	44	45	46	47	48	49	50	51	52			
	25		15		25			100																10	140	1300	1			
	25		100		40			500			10													125	230	1050	2			
	20				25			220			6												40	50	190	795	3			
	20		100		10			200			1												30	50	190	520	4			
	7		950					45			6													10	280	755	5			
	10		200		100			50			5												50	12	300	790	6			
	40		100		5			100			5												100	25	295	2000	7			
	3		500					150			10												15	40	220	1000	8			
			20					100			2		30											25	30	645	9			
	2		16		150			300			20												5	100	75	200	780	10		
			20		200			100			12												70	25	135	1085	11			
			25	13				100			10												4	100	25	80	485	12		
			40					150			6														25	120	245	13		
	13		50					50			5													18	12	900	240	14		
			40		50			30																	12	50	150	15		
			20		50			100																	25	60	655	16		
	40		15					100			7														25	100	520	17		
	20		60		50			60			5												2	200	15	110	765	18		
			100		50			100																	25		890	19		
	8		100		100			50			2													16	12		685	20		
			125					100																	25	150	325	21		
			40	15	7			100			4													20	25	40	590	22		
	15		25		15			200			4														50	600	1380	23		
	15		25					200			5														50	400	1325	24		
	70		20		40			100			10													100	25	200	2675	25		
			70		200			150																40	27	220	700	26		
	40		50		100			500																21	140	75	765	27		
	10		60					150																29	50	80	320	28		
			100					200																40	100	50	150	1200	29	
			20					50																		12		165	30	
			50					50																	12	100	240	31		
	125		15		75			200			10													25	200	50	150	710	32	
	50		15		25			100			8														25	80	745	33		
	2		15					100			2														25		100	34	34	
	25										2																80	280	35	
	70		600		60			150			15															27	400	1490	36	
	43		100		100			100																12	90	140	550	37		
	40		100					100																		25	150	410	38	
			100		50			100			6													100	65	145	545	39		
	75		100					100			2														25	200	655	40		
	836		852		26			5575			151			30										171	55	1206	1421	6990	30480	

* This will include only such cheese as is made upon the farm. Milk sent to cheese factories will be regarded as milk sold off the farm.

SCHEDULE 3.—Productions of Agriculture in Rochester, in the County of Andrew, in the
 Post Office: Whitesville



Name of Agent, Owner, or Manager.	ACRES OF LAND.			PRESENT CASH VALUE.		Total amount of wages paid during the year, including value of board.	LIVE STOCK, JUNE 1, 1870.								PRODUCE DURING THE YEAR.									
	Improved.	UNIMPROVED.		Of farm.	Of farming implements and machinery.		Horses.	Mules and Asses.	Milk Cows.	Working Oxen.	Other Cattle.	Sheep.	Swine.	Value of ALL live stock.	WHEAT.		Rye.	Indian Corn.	Oats.	Barley.	Buckwheat.	Rice.	Tobacco.	
		No.	Wood-land.												Other unimproved.	Dolls.								Dolls.
1	2	3	4	5	6	7	8	9	10	11	12	13	14	15	16	17	18	19	20	21	22	23	24	
Rodgers Ambrose	33	127		9200	125	40	2						25	500		82		400						
Osborn George	95	105		4200	125	10	3	2		4	20	10	500	60			500							
Osborn John	50	140		5700	100		4		2	4	10	18	500	16	40		80	120						
Stephens Wilmore H	14	26		300	50	50	1	2	2				15	400										
Craig Wesley P	200	123		13000	250	300	3	3	4		5	50	50	1000	60	60		1000	300					
Wright Daniel	80	95		7000	125	5	2	1	2			19	20	400		37	10	600	75		2		15	
Wheeler Festine	28			1000	150	150	4	2	3			30	25	1000				1000	50				100	
Wilson Alfred W.	35	53		3300	175	20	6	2	4		4		20	800	27		28	300	20				1	
Peale Mary E	30	35		4500	150	50	5	1	2		8		10	700		150		500	70					
Wheeler Marcus	25	15		1400	60	30	6		1		1		3	400		49		200	40					
Lyons Christopher P	50	40		9600	150	2	1	2	1		3	6	3	300	5	400								
Deacon Homer Sarge	18	29		1400	125		2		3				10	200				300	25					
Lyons Pleasant	3			150	80	40	1		2				4	200				10					40	
Cavenaugh Walter	5			300														40						
Lyons John H.	200	140		12000	200		2	2	6	6	8	15	6	1200	80			1500	300				200	
Osborn John H.	40	40		3000	125	50	6		4		6	21	12	800				1200						
Parker Daniel S.	100	75		5000	100	75	5		4		1	25	15	620	80	65		900						
Miller Allen D.	60	100		4800	125	30	8	3	4			30	20	1500		204		500						
Parker James	60	50		4000	125		3		2		3		5	400	11	126		500	20					
Parker Francis	25	45		2500	80	5	4		3			14	10	300		75		600	100					
Snowden James	75	125		5000	150	200	3	2	3		5		25	700	60	60		800	200					
James Thomas	50	90		4200	50		7		3		2	12	12	600	30	12		600						
Sherman Edmund	80			220	125		1	1	1			3		250				200					100	
Wright Jesse H.	190	190		15000	400	200	7	3	6		1	30	20	1200		150	75	1000	100					
Deault John	45	35		2500	25	20	7		5		5	20	15	700	20		60	700	100					
Wheeler Benjamin	100	200	200	10000	150	20	6		5		8		25	800	70			800	50					
Wright Thomas	290	200		17600	410	200	13	3	6		5		40	2000	100	250		1500	450					
Wright Jesse	40	40		3200	100		2		1		1		10	300				300	20					
Wright John C.	20	20		800	100		3		3				5	400	6			200	100					
Giles David	4	12		600	100		2		1		2		21	400										
Wright John	50			1500	40				2					175										
Miller Daniel	25	187	80	7000	100	376	4		2		3		14	300				325						
Rice Leonard	86	62		4440	100	312	6		3		6		34	500				600	400					
Wheeler William	50	66		2000	120		2	2	3				6	500	20				6					
Wheeler George	980	420		16000	200	800	5	2	2				9	1059				1000						
Wheeler John P.	20	60		2000	75		2		2				2	150	160			300						
Wheeler Phillip	35	85		1500	30		3		3		3		9	400				200	120					
Wheeler David	6	4		800	100		1		1				4	200				25						
Snowden Jonathan	50	90		3600	100	200	7		4		12		35	1000	25	6		1000	150					
Wheeler James	120	52		2500	50	40	4	2	7		10	42	6	1000				500	60					
	2726	3210	250	184450	4945	3265	153	35	112	6	114	352	526	24345	580	1760	173	21420	2926			2	456	

State of Wisconsin, enumerated by me on the 11 day of August, 1870.

Edward Basinas, Ass't Marshal.

YEAR ENDING JUNE 1, 1870.

Cotton. (Bales 450 lbs.)	Wool. Lbs.	Peas and Beans. Bush.	POTATOES.		Orchard products. Dolls.	Wine. Gallons.	Produce of Market Gardens. Dolls.	DAIRY PRODUCTS.			Hay. Tons.	SEED.			Flax. Lbs.	Flax-seed. Bush.	Silk cocoons. Lbs.	SUGAR.			BEES.		Forest products. Dolls.	Value of Home Manufactures. Dolls.	Value of animals sold or sold for slaughter. Dolls.	TOTAL VALUE. Dolls.				
			Irish. Bush.	Sweet. Bush.				Butter. Lbs.	Cheese.* Lbs.	Milk sold. Gallons.		Clover. Bush.	Grass. Bush.	Hops. Lbs.				Hemp. Tons.	Maple. Lbs.	Cane. Hds. (1,000 lbs.)	Molasses. Gallons.	Wax. Lbs.					Honey. Lbs.			
25	26	27	28	29	30	31	32	33	34	35	36	37	38	39	40	41	42	43	44	45	46	47	48	49	50	51	52			
			200								6														25	750	485	1		
	38		50					100			12														25	90	470	2		
	20		150					100			2														25	150	900	3		
								50																	25	50	100	4		
	125		100	10	100			100			5														25	500	1690	5		
	26		30	5	125		20	140			1										2				12	60	690	6		
	100		100					50			4														60	200	960	7		
			7		100			75			7															15	160	500	8	
			100		50			100			12															25	1000	9975	9	
				3				50																	40	20	245	10		
	23		10					50			1															12	100	610	11	
			10					40			1															10	80	270	12	
			40	4				100			1														20	60	195	13		
			40																								40	110	14	
	72		200		75			100																		25	140	1900	15	
			100		100			100																	40	200	980	16		
			10		900			100			5															25	95	1910	17	
			20		25			100			4															25	200	1640	18	
			40	1	15			100			6															45	145	715	19	
	24							100			1															25	130	690	20	
			200		75			100			7														40	60	1465	21		
	20		20		10						4														14	100	510	22		
			100					100																	50	100	915	23		
	40		25		900			150			6														50	60	460	7650	24	
	40		60		15			100			5														80	50	90	145	850	25
			10		25			100			4															25	900	1061	26	
			30		200			100			9															25	190	1675	27	
			10					100			1															25	75	560	28	
			100					100																		25	100	990	29	
								100																	20	95	100	160	30	
								100																			5	190	31	
			10								3																100	295	32	
			100	2	100			150			20															50	200	675	1475	33
			20					150			5																95	90	120	34
			40		5			700	500																		297		2650	35
			30					100																			25	50	990	36
								100																			25	100	410	37
			8					100			2																25	40	110	38
			50					100			4																45	450	1995	39
	100		50		50			100																			25	544	1990	40
	670		2010	25	1010		20	4105	500		132														426	100	1442	5290	33426	

* This will include only such cheese as is made upon the farm. Milk sent to cheese factories will be regarded as milk sold off the farm.

State of Missouri, enumerated by me on the 19 day of August, 1870.

Edward W. Barrett, Ass't Marshal.

YEAR ENDING JUNE 1, 1870.

	Cotton. (Bales 450 lbs.)	Wool. Lbs.	PEAS AND BEANS.		POTATOES.		Orchard products. Dolls.	Wine. Gallons.	Products of Market Gardens. Dolls.	DAIRY PRODUCTS.			SEED.		Hops. Lbs.	Hemp. Tons.	Flax. Lbs.	Flax-seed. Bush.	Silk cocoons. Lbs.	SUGAR.		Molasses. Gallons.	BEES.		Forest products. Dolls.	Value of Home Manufactures. Dolls.	Value of animals slaughtered or sold for slaughter. Dolls.	TOTAL VALUE. Dolls.		
			Lbs.	Bush.	Bush.	Bush.				Butter. Lbs.	Cheese.* Lbs.	Milk sold. Gallons.	Hay. Tons.	Clover. Bush.						Grass. Bush.	Maple. Lbs.		Cane. Hhds. (1,000 lbs.)	Wax. Lbs.						Honey. Lbs.
	25	26	27	28	29	30	31	32	33	34	35	36	37	38	39	40	41	42	43	44	45	46	47	48	49	50	51	52		
1		80		60		50			100			1														25	160	900	1	
2				100																								895	2	
3				50					300			4														75	150	695	3	
4												7																895	4	
5				10					100			2														25	80	500	5	
6				50		50			100																	25	200	1050	6	
7				20					100			4										15				25	80	545	7	
8				40		50			100			5				60 1/2										25	100	590	8	
9				50		30			100			7														25	200	950	9	
10				100	15	15			100			8												200		25	400	2170	10	
11	100			200		150			200			4														50	450	2975	11	
12				50					100			1														25	100	950	12	
13				50					50			1														12		290	13	
14				100		25			200			4													50	25	300	970	14	
15				50		40			100			6														25	225	225	15	
16	16			20	1				20													40				25	80	380	16	
17				100	1				20			2														3	60	250	17	
18				25					100			4														25	60	500	18	
19	75			25		75			100																	25	150	430	19	
20				100					100			30														25	250	910	20	
21				50	10	15			100			5														25		1465	21	
22									150																		37		950	22
23	95			50		25			200			80	10													50	1290	9650	23	
24	50			60					200			8														65	400	920	24	
25				100					50			6														12	210	850	25	
26				500					100			10														25	60	410	26	
27				100					100			5														25	25	285	27	
28									100																		25		525	28
29	75			10					100			5														25	200	620	29	
30									100																		25	60	250	30
31				20					100			10														25	100	680	31	
32	75			50		5			200			5														30	250	890	32	
33	20			20		10			50			3														12	90	740	33	
34				20					100			2										10				37	900	920	34	
35									100																	25	95	220	35	
36																														36
37	18			60		50			100			5											20			25	80	890	37	
38	18			50		75			100			2														25	80	660	38	
39	20			20		90			100			2														25	40	350	39	
40	50			100		25			200			15														50	210	975	40	
	630			2410	27	220			1290			247	10			60 1/2						85		250	1080	6505	31660			

* This will include only such cheese as is made upon the farm. Milk sent to cheese factories will be regarded as milk sold off the farm.

SCHEDULE 3.—Productions of Agriculture in Rochester Township, in the County of Andrew

Post Office: Wintersville



Name of Agent, Owner, or Manager.	ACRES OF LAND.			PRESENT CASH VALUE.		Total amount of wages paid during the year, including value of board.	LIVE STOCK, JUNE 1, 1870.								PRODUCE DURING THE YEAR.									
	UNIMPROVED.			Of farm.	Of farming implements and machinery.		Horses.	Mules and Asses.	Milch Cows.	Working Oxen.	Other Cattle.	Sheep.	Swine.	Value of All live stock.	WHEAT.		Rye.	Indian Corn.	Oats.	Barley.	Buckwheat.	Rice.	Tobacco.	
	Improved.	Wood-land.	Other unimproved.												Spring.	Winter.								Bush.
1	2	3	4	5	6	7	8	9	10	11	12	13	14	15	16	17	18	19	20	21	22	23	24	
1. <u>Stumpfortin Jacob</u>	70	90	5	4950	100	75	6		4		8	24	40	900	20			1000	340					
2. <u>Quinn John</u>	65	105		5400	100		4							30	150	100		1000	300					
3. <u>McThomas James</u>	120	67		5000		25	4		1			23	18	200	25		75	600	275					
4. <u>McTuffey Patrick</u>	34			1000											70			250	140					
5. <u>McThomas Richard</u>	90	122		3800	50		2		4		2	16	15	300	40	20		900						
6. <u>McKey Daniel</u>	25	10		1000	150		7		2		5	5	20	800	35	20	35	50	100					
7. <u>Worth Henry</u>	40	35	45	3000			2		2		4	10	12	250	100			500	40					
8. <u>Graham Elizabeth</u>	40	60		3500			3		2				14	20	500			900	175					
9. <u>Smith Charles C.</u>	35	40		1200	125		2		5		4	40	12	300	80			250	90					
10. <u>McLannell Sarah</u>	47	111		3000	60		4		4		11	40	15	900				900						
11. <u>Stanks Jacob</u>	35	100	265	8000	1000		2		2		1		9	200		60		600						
12. <u>Reigns Matilda</u>	40	10		1500														250	200					
13. <u>Reilly Samuel</u>	80	40		3000	100	500	50	1	5		5	15	20	400				600	360					
14. <u>Reilly John</u>	40	5		1225	120		4		3					400	39			600						
15. <u>Reilly Francis B.</u>	100	10		2000	250	25	5	2	2		3	20	22	800	90	14		1200	720					
16. <u>Barwell Lewis</u>	40			800	30		2							170				400						
17. <u>Harrington Nancy</u>	74			1480	50		5		3		4	11	10	500	100			1000	399					
18. <u>Boone Fleming H.</u>	40			1000	650		4		3		1		7	400				500	140					
19. <u>Shaffer John</u>	50	15	30	2850	40	20	2	1	4		14		11	900		20	40	300	320					
20. <u>Boauchamp Marate</u>	125	15		360	200	100	3	5	2		4	3	7	1000	40	96		1400	1220					
21. <u>Wall James H.</u>	50	40	30	3000	75	15	5	2	3		8	20	15	800	50			500	250					
22. <u>McKinzie Green</u>	25	40		2000	40		2	1	3		8		15	400				300	200					
23. <u>Brooks John J.</u>	80	10	40	2600	25		4		3		3	20	10	400	75			300	380					
24. <u>Wittiger James</u>	40	99		1825	20		2		2		1	6	1	200	25			600	200					
25. <u>Shuttle Conrad</u>	35	5		1200	75		6		2		3	9	20	250				500	100					
26. <u>Schrank George</u>	60	10	20	2500	50		4	1	3		5	8	20	700	15			600						
27. <u>Off Jacob</u>	20	20		500		50	2		1					200										
28. <u>Stewart Samuel</u>	140	20	195	8375	75	100		2	5		10		25	900	100			1000	600					
29. <u>Coff Mathew</u>	40			1000	125		2							200				400						
30. <u>Worth William</u>	60	20	40	2400			2		2					200										
31. <u>Shuttle Conrad</u>	80			2000	150		4		3		6	15	20	900			50	800	250	60				
32. <u>Rowman Daniel</u>	40	160		5200			2		2					200				600	50					
33. <u>Dean Andrew</u>	90	210	20	8000	150		3	4		2				800				400	200					
34. <u>Searby Army</u>	20	5		500	15		1		1				6	75				300						
35. <u>McGinnel Barton</u>	40	40		2000	125		4	2	2		5	10	30	900	20			600						
36. <u>White William</u>	20	25	5	1200			1		2				18	100				500	300					
37. <u>Lewis George W.</u>	50	30		2400	50	100		2	1				8	400	30			1000	100					
38. <u>McGinnel Sophia</u>	200	80		8400	100		4	2	4		6	20	40	920				1000						
39. <u>Stephens John B.</u>	140	125		12000	200	20	4		3		5		12	700	150	30		2100	150					
40. <u>Elchison Walter D.</u>	40			1000	100		2	2	1					400				100						

2400 1678 695 121575 4400 562 127 27 89 2 126 339 558 16985 1104 280 220 23400 4264 160

State of Missouri, enumerated by me on the 19 day of August, 1870.

Edward V. Barrow, Ass't Marshal.

YEAR ENDING JUNE 1, 1870.

	Cotton. Bales (450 lbs.)	Wool. Lbs.	Peas and Beans. Bush.	POTATOES.		Orchard products. Dolls.	Wine. Gallons.	Produce of Market Gardens. Dolls.	DAIRY PRODUCTS.			SEED.			Hops. Lbs.	Hemp. Tons.	Flax. Lbs.	Flax seed. Bush.	Silk cocoons. Lbs.	SUGAR.			BEES.		Forest products. Dolls.	Value of Home Manufactures. Dolls.	Value of animals slaughtered or sold for slaughter. Dolls.	TOTAL VALUE. Dolls.	
				Lish. Bush.	Sweet. Bush.				Butter. Lbs.	Cheese.* Lbs.	Milk sold. Gallons.	Hay. Tons.	Clover. Bush.	Grass. Bush.						Maple. Lbs.	Cane. Hhds. (1,000 lbs.)	Molasses. Gallons.	Wax. Lbs.	Honey. Lbs.					
	25	26	27	28	29	30	31	32	33	34	35	36	37	38	39	40	41	42	43	44	45	46	47	48	49	50	51	52	
1		70		100		100			1100			4										90	100		25	250	555		
2				50		100						4															100	885	
3		60		150								5															200	720	
4												1																275	
5		45		25					150																	35	50	310	
6		10		20					50																	12	200	395	
7		25		45		50			50														200		12	50	435		
8		30		100		150			100														100		25	100	465		
9		100		150					50			6											100		12	250	700		
10		50		15		50			30			5											30	60		60	150	255	
11						150																						510	
12				50								1																300	
13				100		20			200			10														50	200	710	
14				10					100			3														25	20	345	
15		20							50																	12	100	335	
16				100					100			1																275	
17				100		100																				25	200	1000	
18				200								6																170	505
19				25					50																	12	110	500	
20		30		60					100			6														25	460	1800	
21		60		40		40			150																	35	120	575	
22				100					50																	12		270	
23		60		15	6				150			5														35	80	395	
24		20							40			4														10	15	410	
25		10		20					150																	35	80	420	
26		10		40					100																	25	110	500	
27									20																	5		205	
28				20		25			200			5														50	50	980	
29				20					50																	12	50	265	
30									100																	25		325	
31		40							200																	50	60	825	
32				25					100																	25	60	405	
33												20																560	
34		15		20					100			8														25	50	310	
35		15		40	10				100			6														25	100	580	
36		25		20					100																	25	50	400	
37				20																								960	
38		50							200			4												100		50	80	695	
39		50							360			8														80	395	835	
40									20			5														5		555	
	801			1710	16	785			4250			116												30	30	660	869	3910	22695

* This will include only such cheese as is made upon the farm. Milk sent to cheese factories will be regarded as milk sold off the farm.

State of Missouri, enumerated by me on the 22 day of August, 1870.

Edward W. Bannan, Ass't Marshal.

YEAR ENDING JUNE 1, 1870.																									TOTAL VALUE.										
Cotton.	Wool.	Peas and Beans.	POTATOES.		Ordnard products.	Wine.	Produce of Market Gardens.	DAIRY PRODUCTS.			SEED.			Hemp.	Flax.	Flax-seed.	Silk cocoons.	SUGAR.		BEES.		Forest products.	Value of Home Manufactures.	Value of animals slaughtered or sold for slaughter.	Estimated value of all farm production, including but not including additions to stock.										
			Bush.	Bush.				Butter.	Cheese*	Milk sold.	Hay.	Clover.	Grass.					Hops.	Maple.	Cane.	Molasses.					Wax.	Honey.	Dolls.	Dolls.	Dolls.					
Bales (450 lbs.)	Lbs.	Bush.	Bush.	Bush.	Dolls.	Gallons.	Dolls.	Lbs.	Lbs.	Gallons.	Tons.	Bush.	Bush.	Lbs.	Tons.	Lbs.	Bush.	Lbs.	Hhds. (1,000 lbs.)	Gallons.	Lbs.	Lbs.	Dolls.	Dolls.	Dolls.	Dolls.									
25	26	27	28	29	30	31	32	33	34	35	36	37	38	39	40	41	42	43	44	45	46	47	48	49	50	51	52								
			200					300	100		10														75	1050	1								
			200								10															300	920	2							
								100			7														25	30	1950	3							
								300			10															75	200	835	4						
											8																	400	5						
			30		25			200			8															50	125	1400	6						
			40		150			50			5															50	125	1200	7						
	100		40		25			50			40	5												50		12	150	1855	8						
			35					100																			25	50	275	9					
																													150	10					
			50		15			100																			25	115	220	11					
								100			2																		435	12					
			40					100			5																25		185	13					
					10			50			5																12	190	410	14					
			50																									90	640	15					
	1200		60	4	100			50			20										50						12	360	1060	16					
	84		50		100			50			1																15	100	955	17					
			25					100			4																25	100	835	18					
	50		15		5			40			20																10	120	825	19					
			100																									50	1650	20					
								100			20																	25	90	350	21				
								100			6																	25	90	585	22				
								50																				12	15	320	23				
			100					100																				25		1245	24				
			300		30			150			40																900	35	5230	6405	25				
	148		300					200			12																	50	490	1750	26				
	40		50					200			10															100	30	40	680	27					
			20					50																		12	12	40	900	28					
			50					50																						950	29				
	75		20					100			2																		45	100	710	30			
			100		300			100			10																		25		1000	31			
								50																					25	90	4300	32			
			50					50																					12	100	350	33			
	18		20		160			150			5																		35	220	875	34			
								20																					5		555	35			
			50		25			130																					32		310	36			
	50		20		100			100			10																		60	20	55	200	1020	37	
			20		75			50			2																			12	110	445	38		
	24		20					100																						10		30	125	525	39
	1789		2055	4	1120			3540	100		173	5																	180	280	983	9035	39075	40	

* This will include only such cheese as is made upon the farm. Milk sent to cheese factories will be regarded as milk sold off the farm.

9035

