

SCHEDULE 3.—Productions of Agriculture in Alexander Township, in the County of Benton, in the Post Office: Quincy Missouri

Name of Agent, Owner, or Manager.	ACRES OF LAND.			PRESENT CASH VALUE.		Total amount of wages paid during the year including value of board.	LIVE STOCK, JUNE 1, 1870.								PRODUCE DURING THE YEAR.								
	Improved.	UNIMPROVED.		Of farm.	Of farming implements and machinery.		Horses.	Mules and Asses.	Milk Cows.	Working Oxen.	Other Cattle.	Sheep.	Swine.	Value of ALL live stock.	WHEAT.		Eye.	Indian Corn.	Oats.	Barley.	Buckwheat.	Rice.	Tobacco.
		No.	Woodland.												Other unimproved.	Dolls.							
1	2	3	4	5	6	7	8	9	10	11	12	13	14	15	16	17	18	19	20	21	22	23	24
Lindsey V.E.F	50	40	45	3000	10		5	1	1	7	15	325		5			400						
Lindsey William	40	60	45	3000	10		4	3	1	6	10	450					300	200					
Rice Daniel	20	30	50	1100	10		2	2				250					300	50					
Wood Daniel	15		25	400	15		2	2				200					300						
Stewart Allen	80	50	80	3000	100	25	5	5	2	16	5	560		36			400	200					
Ball Mary	20	60		600	10	10	2	2	5	15		225		20			30	10					
Cobb Mary E	60	100		1000	15		2	4	4	22	10	485		118	30		25						
Warren Edward	20	100		400	10		3	2	2	3	18	17	385		120		425	50					
Lawson Thomas	16	70		600	7		2	3	1	16	20	290		40			125						
Leaster Jacob	70	210		3000	75	50	9	5	4	6	20	25	2000		225		500	200					
Keller John	50	40	15	2000	100	50	4	2	6	15	15	500		23			200	160					
Hendrix Daniel	15	50	55	800	10		1	2	2	1		125		30			100					30	
Justice James	100	100	100	5000	300		12	4	10	30	15	30	2083		150		800	500					
Crop Charles	9	31		500	12		1	1				125		20			200						
Mullens Leroy	20	40		800			1	1	1		5	140					75					60	
Lindsey James	12	125		800	75	75	4	3	10	12	14	500					200	150					
Stokes John	10	70		320			2	2	2	1	3	6	175				100					30	
Stewart Naomi	13	22		400			1	2	1	8	5	122		12			100					30	
Blackwell Hiram	12	88		600	10		5	2	6	6	18	500		17			200					100	
Alexander Thomas	70	74		1500	100		12	6	4	9	13	30	929		286		600					60	
Boy William	75	100		2000	100		13	8	15	50	22	1026		227	27		500	20				20	
Woods John H	12	28		400			5	1	1		5	290											
Hunter Alson E	30	170		800	50		5	1	6	2	12	37	25	570		16	6	500	100			40	
Hunter Jr A M	3	157		200	10	25	2	1	1		8	191					50					20	
Proctor John E	20	40		400	70		8	1	2	2	10	10	6	527		25		150				40	
Murray Willis	10	110		400	70		2	1	1	20	20	235		30			200					50	
Young Andrew	40	80		800	75		2	1	4	5	18	7	310		13		300	50				10	
Breshers Henry	40	120		1000	50		5	5	3	5	17	15	830		80		100	70				50	
Strig Joel	40	80		400			4	1	1	8	14	267		29			50						
Breshers John	30	170		800	15		8	2	4	5	10	15	640				75					100	
Breshers James H	60	200		2000	100		9	7	5	8	25	16	812		90		200	40					
Brown Caleb	30	170		1000	15		3	3	2	3	27	30	400				250						
East Charles W	12	123		500	70			1	2	1	6	8	105		60		100						
Long Charles	40	60		1000	25		2	1	1		6	110					150	30					
Partridge Timothy	10	60		1000	27		3	2	3		14	301		100			150	30					
Bird George I	40	80		800	15	25	2	3	9	15	24	381		72	24		300	90				50	
Bird Sarah	6	34		400	10		4	2	5	5	16	325		60			150	60					
Bird William	75	110	35	1500	20		4	5	5	6	6	318		50			200	25					
Ashburnt. Thos	35	90		1000	75		6	6	6	19	18	529		150			200						
Burtis George H	75	50	220	3000	100		6	6	6	2	6	41	89	900		400		500	30				

141528 674420440 250 109 35 123 16 191 51 955 2494 9 79430 2140 690







SCHEDULE 3.—Productions of Agriculture in Alexander Township, in the County of Benken, in the Post Office: Quincy Missouri

Name of Agent, Owner, or Manager.	ACRES OF LAND.			PRESENT CASH VALUE.		Total amount of wages paid during the year, including value of board.	LIVE STOCK, JUNE 1, 1870.								PRODUCE DURING THE YEAR.											
	Improved.	UNIMPROVED.		Of farm.	Of farming implements and machinery.		Horses.	Mules and Asses.	Milch Cows.	Working Oxen.	Other Cattle.	Sheep.	Swine.	Value of ALL live stock.	WHEAT.				Rye.	Indian Corn.	Oats.	Barley.	Buckwheat.	Rice.	Tobacco.	
		No.	Wood-land.												Other unimproved.	Dolls.	Dolls.	No.								No.
1	2	3	4	5	6	7	8	9	10	11	12	13	14	15	16	17	18	19	20	21	22	23	24	25	26	
Bird Henry	40	110		1500	75		5	1	6		11	12	25	458		150		500							150	1
Johnson John H	115	122		2000	200		16	16	6		11	45	40	2434		522		625	22						50	2
Spicer Joseph	84	116		300	10		2		2				11	200												3
Phillip Sanford	150	90		4000	250	45		3	3		6	13	15	484		200		250	100							4
Redman George	12	38		400												60		200								5
Dickson Anna	16	100		200												50		275								6
Martin James	80	60		2000	125	75	7	5	3			8	12	956		80		1500								7
Bailey Edward H	100	120		4000	125	120	10	12	7		10	80	80	2240		440		1000								8
Campbell Nickle	100	300		4000	100	100	3	3	5		10	15	15	802		950		1000								9
Bailey James S	35	45		1000												50										10.53
Madewell John	25	55		800	15		3		2				15	245		70		500							100	11
Buttont Heskirk	45	35		800	10		4						11	287				400							60	12
Hedgcock David	12	18		300	50		4		1		2	12	15	308		40		200							40	13
Hedgcock Isaac	6	124		400	10		6		2		1	7	6	396		40		200							40	14
Weaver Martha J	22	18		400			2	2	2		4	15	6	455				300								15
Sowell Squire C	60	40		1000	125		7	5	4		5	10	11	989		115		1000	150							16
McKings Asa	50	197		1000	50		7	6	6	2	7	42	8	1261		127		400							40	17
Weaver Samuel	40	40		800	125		8	2	2			15	22	738		63		500								18
Ray Spencer H	35	131		800	100		3	2	4		7	14	14	745		149		300	100							19
Feaster John S	70	50		1400	100		3		3		6	7	30	561		185		200	37							20
Witt John C	100	20		2200	80			2	1		9		15	575				400	100							21
Greeny Martin	12	48		400	80		7	2	3		2	12	15	603		30		200								22
Matthews William	4	58		200				2	5			14	11	371		40		100	40						50	23
Matthews Isaac	70	147		1000	80		3	4	5		4	22	24	704		100		200	50						50	24
Myers Millen Nesty	40	20		1000	60		3	2	3		2	18	25	518		50		400	75							25
Myers Millen William	22	58		500	75		2	1	1		1	7	12	310				50								26
Myers Millen John	30	30		500	15		2		7			12	30	328				300								27
Capp Mary	40	40		1000	40		2		3			27	22	359		120		150								28
Cott Edwin	70	69		2000	100		5		3		3	27	6	405		42		800	100						10	29
Lapbrook James	7	161		300	52				2	2	1	1	12	186				150								30
Tipton Thomas J	12	28		400			4	4	2		2	9	5	247		25		300	50							31
Crawling Hiram	40	80	40	1900	17	40	3		1		5		16	332		21		50							20	32
Hanlin Joseph	25	55	20	800	40		8	2	6	2	10	17	9	969		75		150	50							33
Hanlin Elizabeth	25	55	20	800														150								34
Witt Thomas S	40	40		1300	40		5		1				8	291		666		400								35
Waddy Daniel	40		40	1000	60		1	1	5		6	10	6	377		300		500	150							36
Raymond Mary	30	60		800	25		5		2		2	5	10	353		12		250	45							37
Togan James A	60	97	50	1600	100		2		4		2		14	313				600	100						50	38
Feaster Albert S	70	112		1500	125		12		4		30		8	1344		79		1000	150							39
Boring Jesse	11	109		600	10		4		2			8	7	571		74		200	50							40

19652106 17046800 2399 380 159 77 112 6 159 48 59 10003 4025 1599 4369 620 2080 1768 1700 640



State of Missouri, enumerated by me on the 30<sup>th</sup>, 1<sup>st</sup>, 2<sup>nd</sup>, 5<sup>th</sup> day of June & July, 1870.

James M. Smiley Ass't Marshal.

YEAR ENDING JUNE 1, 1870.

Cotton. Bales (50 lbs.)	Wool. Lbs.	Peas and Beans. Bush.	POTATOES.		Orchard products. Dolls.	Wine. Gallons.	Produce of Market Gardens. Dolls.	DAIRY PRODUCTS.			SEED.			SUGAR.			BEES.		Forest products. Dolls.	Value of Home Manufactures. Dolls.	Value of animals slaughtered or sold for slaughter. Dolls.	TOTAL VALUE. Dolls.								
			Irish.	Sweet.				Butter.	Cheese.*	Milk sold.	Hay.	Clover.	Grass.	Hops.	Hemp.	Flax.	Flax-seed.	Silk cocoons.					Maple.	Cane.	Molasses.	Wax.	Honey.			
			Bush.	Bush.				Lbs.	Lbs.	Gallons.	Tons.	Bush.	Bush.	Lbs.	Tons.	Lbs.	Bush.	Lbs.					Lbs.	Hhds. (1,000 lbs.)	Gallons.	Lbs.	Lbs.			
25	26	27	28	29	30	31	32	33	34	35	36	37	38	39	40	41	42	43	44	45	46	47	48	49	50	51	52			
1	14	3	76	16				200													5					38	140	630	1	
2	100	4	40					300			16										5					30	140	890	2	
3								100													5					10	45	50	3	
4	40	4						100			40															35	112	725	4	
5																											45	205	5	
6								100													5					15	15	189	6	
7	16	3	14					100																200			200	975	7	
8	100	3		100				1400			20										5					50	500	1325	8	
9	100	4	30	50				300			20															25	120	820	9	
10																											45	100	10	
11			10					100															30			25	56	410	11	
12		3	15					50													5						42	345	12	
13	20	3	12					50													5					16	64	250	13	
14	15	5	12					150													5					14	32	310	14	
15	30	3	20																							25	12	212	15	
16	128	2	10					100													5		100			20	162	915	16	
17	60	4	10	5				300			2										5		250			50	162	670	17	
18	20	3	20					30			1															20	105	445	18	
19	25	3	10					200													5					20	90	410	19	
20	113	3						100			3										5					25	140	520	20	
21			10					50			2																18	285	21	
22	14	4	12					100													5					20	84	290	22	
23	24	3	12					100													5					10	49	298	23	
24	40				50			300													5					25	199	440	24	
25	30	2	30		50			100			5										5					65	140	525	25	
26								500																			45	80	26	
27	25	2	10					50													5					15	90	270	27	
28	52	5			50			100			1										5					25	90	350	28	
29	38	2	20		50			100			2										5		500			40	105	825	29	
30			10					100																			15	16	125	30
31	20	3	15					50													5					45	48	125	31	
32	15	2						50													5					14	48	120	32	
33	36	3						100			4										5					50	84	350	33	
34	20							100													5					20	45	34		
35		4						100																		50	926	35		
36	30	6	60					250			3										5					49	475	36		
37	15	4	30		40			300													5					40	35	330	37	
38		2	10					200													5					42	480	38		
39		3	30		25			150													5					50	90	800	39	
40	15	6						50													5					18	42	280	40	
	919	45	556	191	265			5530			119									617		1050			54	536	15079			

\* This will include only such cheese as is made upon the farm. Milk sent to cheese factories will be regarded as milk sold off the farm.



SCHEDULE 3.—Productions of Agriculture in Alexander Township, in the County of Benton, in the Post Office: Quincy Missouri

Name of Agent, Owner, or Manager.	ACRES OF LAND.			PRESENT CASH VALUE.		Total amount of wages paid during the year, including value of board.	LIVE STOCK, JUNE 1, 1870.								PRODUCE DURING THE											
	Improved.	UNIMPROVED.		Of farm.	Of farming implements and machinery.		Dolls.	Dolls.	Horses.	Males and Asses.	Milk Cows.	Working Oxen.	Other Cattle.	Sheep.	Swine.	Value of All live stock.	WHEAT.				Indian Corn.	Oats.	Barley.	Buckwheat.	Rice.	Tobacco.
		No.	Wood-land.														Other unimproved.	No.	No.	No.						
1	2	3	4	5	6	7	8	9	10	11	12	13	14	15	16	17	18	19	20	21	22	23	24	25	26	
Hammon Sarah	40	100		1000	50		9	5	7	30	30	760			60		200									
Snider George P.	60	80		1000	100		6	4	4	4	12	12	692			60		100								
Snider James T.	35	75		1000	200		6	5	9	13	12	551			80		300									
Scapp Henry	12	78		300	10		3		1		7	6	199			60										
Doennen Robert	70	90		1700	15				2	8	20	17	308			100		200								
Sowell James	20	80		600	10		2		1	6	9	8	235			15		100								
Tipton James	100	250		4000	75	50	12	12	8	12	37	20	1819			90		500	300						50	
Kaller Scott	8	152		100	10		2					4	110					100	100							
Bray Henry	30	90		800	60		3		4	5	21	10	418			60	7	250	16							
Hill John S.	20	20		200	10			2	2				225					50								
McLarren James	16	24		400	10		4		1	1		12	256					50	25							
McLarren Samuel	25	55		400	10		5		3		14	20	361			23		75								
McLarren Washington	20	60		500	50		3		4	1	10	10	319			35		150							50	
Thomas John S.	8	32		200	10		4		1		9	4	252					300							25	
Means Lucinda	25	28		500	10		6		2	1	8	15	412			21		200	25							
Scott John	20			200			2		1		5	9	173			14		25							20	
Scott Alex H.	60	120		3000	100		6	1	2	1	24	20	416			40	6	350								
Aiken Samuel C.	30	125		2000	100		7		4	1	26	25	549			80		200	30							
Ashinurst John	20	130		1000	10		3		4	1	4	35	366					250	50						300	
Scott James B.	55	105		1200	100		6	2	4	2	40	40	765			45		300	25						30	
Harris John	40	120		2000	100		6		5	2	3	20	30	615			200		100							
Cox John	20			200	10		1		2	1		4	168			20										
Cox Susan	8	149		500	20		3		3	2	9	10	383			10		70								
Harvey Joseph	65	118		3000	100	25	5	2	7	2	4	40	70	935			200		300	200						
Chauncey James W.	12	138		300	10		4		3	1	16	15	400			14		200	20							
Lyb Louis	8	72		300	10		3		2			7	264													
Snider Andrew	60	100		2000	100	25	7		4	2	16	20	432					300	50							
Cox Jane	60	240		3000	150		12	5	12	20	19	20	1420			200		400								
Jones Owen	25	135		400	50		4		5	10	30	15	540			127	16	150								
Seoval Livel	9	151		200	75		1		2	2		7	259			50		100	70							
McLarren Benjamin	25	55		800	100		4		2		19	3	385			35		75								
Wolaver George W.	15	145		500														50								
Wolaver William	3	157		200														100								
Baldwin Elijah J.	15	145		400	10		3	2	1	2	1	8	2	181				100								
Woodard Samuel	30	90		1000	100		2	2	2	2	8		356			100		150							25	
Howard John	30	90		1000	75	50	2	8	2	15	8	12	916			40		250								
Harris Benjamin	60	320		3000	75		8		7	2	15	13	23	1523			215		300	50						
Windell William	10	148		400	100		3		1	2	7	12	280			21		30								
Crabtree Peter	12	55		400	5		3	1	6	9	47	20	336			240		300	25							
Ashinurst James	20			200	6		1		1		2	9	100			74		125								

12034152 402002036 150 158 41 125 14 144 528 599 4129 2333 29 6800 444 250











State of Missouri, enumerated by me on the 12<sup>th</sup> & 13<sup>th</sup> day of July, 1870.

James M. Lindsey, Ass't Marshal.

YEAR ENDING JUNE 1, 1870.

Cotton. (Bales 450 lbs.)	Wool. Lbs.	Fens and Beams. Bush.	POTATOES.		Orchard products. Dolls.	Wine. Gallons.	Produce of Market Gardens. Dolls.	DAIRY PRODUCTS.			Hay. Tons.	SEED.			Hemp. Tons.	Flax. Lbs.	Flax seed. Bush.	Silk cocoons. Lbs.	SUGAR.		Molasses. Gallons.	BEES.		Forest products. Dolls.	Value of Home Manufactures. Dolls.	Value of animals slaughtered or sold for slaughter. Dolls.	TOTAL VALUE.		
			Fish. Bush.	Sweet. Bush.				Butter. Lbs.	Cheese.* Lbs.	Milk sold. Gallons.		Clover. Bush.	Grass. Bush.	Hops. Lbs.					Maple. Lbs.	Cane. Hbds. (1,000 lbs.)		Wax. Lbs.	Honey. Lbs.				Dolls.		
25	26	27	28	29	30	31	32	33	34	35	36	37	38	39	40	41	42	43	44	45	46	47	48	49	50	51	52		
1	35	3	10		20			300			10										80		50			70	680	1	
2	25	3						30													40					35	148	2	
3	20	2	8					50			2										30				15	14	160	3	
4	40	3	25		30			200			10														10	280	1773	4	
5		2	10					50			15																18	5	
6	15	2	10					150													50		100		8	28	201	6	
7	14	3			75			150			1												100		15	40	200	7	
8	25	3	25																							56	300	8	
9	20	3	25					150																	20		96	9	
10	16	2	10					150																		24	410	10	
11	85	4	10		25			150			5														165	140	850	11	
12	26	3	30		50			50																20	15	70	243	12	
13	9	2	20		200			200													20				10	70	200	13	
14																											80	14	
15	16	2																								30	125	15	
16		2						100													70					42	88	16	
17	11	2						150																		4	56	180	17
18			10		10						10																70	970	18
19		2						150			2																70	200	19
20		3	8					50													15					56	360	20	
21			10					50																		28	455	21	
22	36	3	25					300													30				20	70	287	22	
23	13	2						150																		10	70	130	23
24	40	3	15					150													75				25	78	370	24	
25	30	2	12					200													15				20	48	325	25	
26		3	12	12				200																	50	35	275	26	
27																					80					45	160	27	
28		3	8					50													20					42	338	28	
29		2	8					50													25					35	124	29	
30	60	3	10					300			2										10				60	112	659	30	
31	54	4	20					300			40										40				25	112	1825	31	
32																										40	175	32	
33																													33
34																													34
35																													35
36																													36
37																													37
38																													38
39																													39
40																													40

I the undersigned do certify that the foregoing is a full and complete copy of original as enumerated by me this the 6<sup>th</sup> day of September 1870

James M. Lindsey Ass't MS  
 Marshal 106 Subdivision

592 91 32 12 150 ~~440~~ 82 540 250 20 472 1897 119 23

\* This will include only such cheese as is made upon the farm. Milk sent to cheese factories will be regarded as milk sold off the farm.





SCHEDULE 3.—Productions of Agriculture in Colt Township, in the County of Butler, in the

Post Office: Colt Camp

Name of Agent, Owner, or Manager.	ACRES OF LAND.			PRESENT CASH VALUE.		Total amount of wages paid during the year, including value of board.	LIVE STOCK, JUNE 1, 1870.								PRODUCE DURING THE YEAR.									
	Improved.	UNIMPROVED.		Of farm.	Of farming implements and machinery.		Horses.	Males and Asses.	Milk Cows.	Working Oxen.	Other Cattle.	Sheep.	Swine.	Value of all live stock.	WHEAT.		Eye.	Indian Corn.	Oats.	Barley.	Buckwheat.	Rice.	Tobacco.	
		No.	Woodland.												Other unimproved.	Dolls.								Dolls.
	No.	No.	No.	Dolls.	Dolls.		Dolls.	No.	No.	No.	No.	No.	No.	Dolls.	Bush.	Bush.	Bush.	Bush.	Bush.	Bush.	Bush.	Lbs.	Lbs.	
1	2	3	4	5	6	7	8	9	10	11	12	13	14	15	16	17	18	19	20	21	22	23	24	
Langman James	35	145		2000			2		1				7	200										
Gibson Benj	40	160		1200			1	1	2		4	40	40	300	125		100						50	
Book Calvin	18	31		225									1	5										
Sweeringer S	30	130		1200		20	3		2				32	200	150		300	30						
Sailes Leonard	12	62		500			5		1				24	19	200	50								
Saich Benj	55	145		2000			6	1	3		9	27	29	500	88		200	150						
Horn Stephen	19	71		200			3		2				18	200	43		250						25	
Skaggs F	18	108		1000			8	1	6		10	22	23	600	75		100							
Dillon William	35	105		1000			3				1	9	12	200	20		50							
Sumner Benj	20	100		400			2		2	4	4		19	300	20		100						10	
Burges Peter	8	119		250			3		2				7	200			20						20	
Carlton William	34	136		1000				1		2			3	30	200	125		250						20
Walker Jesse	10	30		300			2		1				2	200										
Harlan John		80		200					1		1		7	40										
King J	38	42		500			1		1		1	2	20	200										
Meyer Aaron	25	215		800			5		5	2	14	24	20	300	78		100	50					20	
Husen Willa	10	80		200					2		3			75										
Steffens Claus	15	65		500			2	1	3	2			18	15	200	40		50						
Smith Walter	30	40		300	100		2							100										
Scriben Otto	7	73		200			2							100										
Shoemaker A	35	230		1200			7		3		19	6	25	400	95		100						100	
Henniger Mutt	7	33		100					1		1		1	500										
Heilman Fred	35	140		1000	25	50	3		5	2	21	22	18	850	75		250	150						
Deshler J A	20	40		500			2		3	2	4		4	215	20		15							5
Leans Mark	35	110		1000		25	12	1	3		5		10	850	300		75							
Balke Benj	20	140		1000			6		5	2	4	30	10	625	25		100						10	
Bowers J M	80	240		3000			8		3	4	6	30	60	1045	135		500							
Dillon J J	30	50		800			2		2			6	10	135	60									
Wilson Charles	50	350		2000	50	75	3		6		6	6	15	440			500							
Denton John	70	110		1500													500							
Sailes Tobias	60	100		2000		100	5		3		9	19	20	710	130		400						50	
Sands R W	13	65		700									10	20	25			25						
Bishop R	10	90		400			7		3		2	12	8	475	70		50							
Balig Martin	18	135		1500			3		4		5	10	12	400	60		100							
Orl James	50	150		2000	50	25	5		10	2	10	37	50	1040	100		400	80						
Grager J M	50	200		1200			2		4			10	6	145										
Shoemaker W	35	100		1000			2		2		1	8	3	140	100		500							
Batter J L	18	36		500			3		2		4		27	290	54		400	30						
Nichols Peter	12	54		500			3						2	160			50	5						
Helvy Geo	25	95		700			4		3				20	310	79		30	25						
	1112	4435		36545	225	270	127	6	96	22	150	344	605	13525	2151		5515	520					310	

1677

Wm. G.



State of Wisconsin, enumerated by me on the 20<sup>th</sup> day of July, 1870.  
*Henry Perry*, Ass't Marshal.

YEAR ENDING JUNE 1, 1870.

Cotton.	Wool.	Peas and Beans.	POTATOES.		Orchard products.	Wine.	Produce of Market Gardens.	DAIRY PRODUCTS.			Hay.	SEED.			SUGAR.			BEES.		Forest products.	Value of Home Manufactures.	Value of animals slaughtered or sold for slaughter.	TOTAL VALUE.					
			Irish.	Sweet.				Butter.	Cheese.*	Milk sold.		Clover.	Grass.	Hops.	Hemp.	Flax.	Flax seed.	Silk cocoons.	Maple.					Cane.	Molasses.	Wax.	Honey.	Dolls.
Bales (450 lbs.)	Lbs.	Bush.	Bush.	Bush.	Dolls.	Gallons.	Dolls.	Lbs.	Lbs.	Gallons.	Tons.	Bush.	Bush.	Lbs.	Tons.	Lbs.	Bush.	Lbs.	Lbs.	Hds. (1,000 lbs.)	Gallons.	Lbs.	Lbs.	Dolls.	Dolls.	Dolls.	Dolls.	
25	26	27	28	29	30	31	32	33	34	35	36	37	38	39	40	41	42	43	44	45	46	47	48	49	50	51	52	
								100													20				30	100	380	
			10																								5	
			20					50																	10	125	470	
	40		5					25																	30	20	138	
	58		100					150													15	40	200		45	155	595	
	5		10					50																	10	50	248	
	50		20					20																			155	
			10																		15				12	50	117	
			15																		20				20		110	
			20					50													15				10		51	
	4																								80		386	
	20		30					200													5	10	150		10	50	290	
	20		20					50																	5	20	115	
	15		50					50			2										35	10	175		10	60	330	
																											15	
	50		50					250			1				25						25				10	40	412	
								50													10					25	206	
			10					100			3										10					35	215	
	60		10					150			4												200		40	125	340	
	60		40					350															300		25	200	760	
	8							200																		50	160	
	20							50																	10	180	470	
																											250	
	25		100					250			1										50				15	320	820	
			25					50																			35	
	10		10					40													5				15	5	130	
	14		15					150															150		10	50	200	
	30		35		5			500													40	4	100		25	275	695	
	9																									30	125	505
			30					100																		50	355	
																											25	
			5					300																	15		200	
5	543		690		5			3285			11				25				55				15	64	1245	434	2140	9483

\* This will include only such cheese as is made upon the farm. Milk sent to cheese factories will be regarded as milk sold off the farm.







YEAR ENDING JUNE 1, 1870.

Cotton.	Wool.	Peas and Beans.	POTATOES.		Orchard products.	Wine.	Produce of Market Gardens.	DAIRY PRODUCTS.			Hay.	SEED.			Hops.	Hemp.	Flax.	Flax-seed.	Silk cocoons.	SUGAR.			BEES.		Forest products.	Value of Home Manufactures.	Value of animals slaughtered or sold for slaughter.	TOTAL VALUE.	
			Bales (450 lbs.)	Lbs.				Bush.	Bush.	Bush.		Dolls.	Dolls.	Lbs.						Lbs.	Gallons.	Tons.	Bush.	Bush.					Lbs.
25	26	27	28	29	30	31	32	33	34	35	36	37	38	39	40	41	42	43	44	45	46	47	48	49	50	51	52		
	40		10					100													25				50	313	1		
2			12					200													10				25	30	324	2	
3		15	20					25													30				25	150	250	3	
4	5	40	8					200													25				10	50	310	4	
5		40	3					100													20				5	50	215	5	
6	20	10	10					50																			150	6	
7		25						50													30				50	160	7		
8								25													12						116	8	
9			30	12				100			1										30				30	30	327	9	
10		28	30																		30				20		135	10	
11		50						50																	25		105	11	
12		10	10					25													25				12		125	12	
13		20	10					200													20				30	40	215	13	
14	4		2					20													10				60	115	14		
15		5																							8	75	135	15	
16		21	6					20													20				10	40	140	16	
17		21	7					100													22				20	60	270	17	
18		15	6					30													15				10	40	173	18	
19		25	4					50			1										40				18	45	348	19	
20		6	40																		30				15		180	20	
21		50	12					100													25				20	100	326	21	
22		20	5					20													14				20	25	118	22	
23	7		30					100													60				25		320	23	
24																												24	24
25		15	10		40			40																		24	50	250	25
26			25					100													40				25	120	442	26	
27		17	12		5			50			2										30				15	60	516	27	
28																												28	28
29																												29	29
30		10	10					50			1														7	130	250	30	
31		25	5					50													15				20	25	112	31	
32		16	3					25													20				20		117	32	
33																												240	33
34		12	15					100													60				15	50	475	34	
35			8					100													8				40		69	35	
36		12	10					20													30				130		380	36	
37		12	40					50			1										25				125		360	37	
38			20					40																	90		125	38	
39		7	50					40																	40		170	39	
40		25						50			1										20				60		215	40	
36								2200													5				439		1435	8591	

\* This will include only such cheese as is made upon the farm. Milk sent to cheese factories will be regarded as milk sold off the farm.





SCHEDULE 3.—Productions of Agriculture in Cole Township, in the County of Benton, in the Post Office: Cole Camp

Name of Agent, Owner, or Manager.	ACRES OF LAND.			PRESENT CASH VALUE.		Total amount of wages paid during the year, including value of board.	LIVE STOCK, JUNE 1, 1870.								PRODUCE DURING THE								
	Improved.	UNIMPROVED.		Of farm.	Of farming implements and machinery.		Horses.	Mules and Asses.	Milk Cows.	Working Oxen.	Other Cattle.	Sheep.	Swine.	Value of all live stock.	WHEAT.			Indian Corn.	Oats.	Barley.	Buckwheat.	Rice.	Tobacco.
		No.	Wood-land.												Other unimproved.	Dolls.	Dolls.						
1	2	3	4	5	6	7	8	9	10	11	12	13	14	15	16	17	18	19	20	21	22	23	24
1	Dodd Isaac N	20	150		800		3	2	3	6	2	26	35	425	100			300	100				500
2	Franklin Eliza	5	75		100		2		2			11	12	195	30			100	20				50
3	Himmocutt E	20	100		400		1		6	2	4	10	25	350	25			200	20				50
4	Calfee B	40	107		2000	100	9		8	2	15	6	50	1500	65			500	300				200
5	Davidson A	20	50		200													50					
6	Geary Thos H	40	320		1000	50	2		3		10	15	25	400	140			300	100				
7	Bishop John	60	80		1000		1	2	2			5	10	200									
8	Barnett W S	25	95		500		2		2		2	14	18	275	80			140	20				10
9	Braden John	40	160		800		3		3	2	5	10	20	475	75			100	25				10
10	Swift Nathan		40		200		2		1			14	4	165				150					
11	Williamus Jesse	12	28		100		2		1		1	15	10	125	25			75	15				10
12	Brown Grace E	35	120		1000		2	1	3		4	25	12	300	80			500	48				10
13	Brown Charles W	10	30		200		1		1	2				125									
14	Taylor J R	55	145		2000		3	1	4	2	12	30	30	550	150			250	50				10
15	Roberts Wm	25	135		1000				1	2			15	125				200					
16	Simper Mary E	30	205		2000	100	7	3	5		21	23	26	900	130			400	75				
17	Uehardt August	13	107		800		2	1	2		6	9	12	235	70			80	40				10
18	Smith Isaac E	13	67		500		3		3		4	12	10	250	25			85	20				10
19	Wallace Jacob	16	104		400		1		3		2		18	175	25			85	20				10
20	Guenter Fred	75	505		3000	150	5		7		23	36	25	918	165			700	150				
21	Reinart Andrew	50	270		1500	100	4	2	8		16	<del>20</del>	20	740	200			500	200				50
22	Miller George	15	55		500		2		2		3		12	150				200					
23	Mannwald J F	10	150		100		1		1	2				175	10			100					
24	Gardner Charles	10	110		300		2	2	3		4		5	485									10
25	Sutjen Heinrich	30	90		500	25	4		4	2	10	8	15	665	60			200	50				
26	Sutjen Gerd	15	145		450		1		4		2	10	8	445	25	5		150					10
27	Sutjen Horst	18	122		200		3		3	4	7	10	3	200	15			100	10				10
28	Edding Cord	25	74		450	20	2		3	2	5	14	15	410	60			100	15				18
29	Mitcher Henry	18	152		400		2		2	4	8	15	12	525	33			35	20				
30	Williamus T. C.	20	80		500		1		2		3	14	15	130	20			100	40				70
31	Bishop John	40	240		1800	40	4	3	6		7	10	12	750	88			200	70				
32	Stetjes Claus	50	230		2000	50	8	3	8	2	20	17	6	970	50			375	100			6	
33	Borchers Henry	15	65		400																		
34	Loft G W	35	165		1500	100	4		2	4	12	22	24	880	90			500					
35	Shoemaker Henry	40	24		600		4	1	1		8		25	200	40			100	15				
36																							
37		945	4655		29300																		
38																							
39																							
40																							

I hereby certify that the above schedule was made according to law and instructions

Henry Berry



YEAR ENDING JUNE 1, 1870.																									TOTAL VALUE.			
Cotton.	Wool.	Peas and Beans.	POTATOES.		Orchard products.	Wine.	Produce of Market Gardens.	DAIRY PRODUCTS.			SEED.			Hops.	Hemp.	Flax.	Flax-seed.	Silk cocoons.	SUGAR.		Molasses.	BEES.		Forest products.	Value of Home Manufactures.	Value of animals slaughtered or sold for slaughter.	Estimated value of all farm production, including betterments and additions to stock.	
			Bush.	Bush.				Butter.	Cheese.*	Milk sold.	Hay.	Clover.	Grass.						Maple.	Cane.		Wax.	Honey.					Dolls.
25	26	27	28	29	30	31	32	33	34	35	36	37	38	39	40	41	42	43	44	45	46	47	48	49	50	51	52	
	50							300													80				75	75	660	
	15		10					100													40				20	25	185	
			5					200																	20	75	287	
	10		10					350			3										20				14	100	635	
																												250
	25		45					300			1										40				10	40	495	
	80		25					100													20				15	40	290	
	20		10					300													20				20	65	290	
	40																				65				40	50	215	
	14		80					300													40				20	50	170	
	50		80					300													40				12	25	520	
	40		10					300			2										35				50	70	525	
			10					25																		25	135	
	70		40		15			200			3										30				30	240	765	
	12		25					75													50				12	50	210	
	20		10					75													25				15	50	175	
			20					70													25					50	220	
	60	1	95		35			350			1										60				60	150	995	
	50		100					325													30				40	150	905	
																												100
	20							40																	35	40	165	
			30					150																				70
	22		15					80																	25	33	296	
	18		40					80													40				12	60	232	
			10					25													10	6	30		6	20	166	
	10		20					25			1										30				20	40	270	
	28		30					100													12				10	60	175	
	30		10					75													15				50	40	225	
	30		40					100													10				20	80	398	
	40		30					150			3										20	5	25		50	175	610	
	32							200													20				25	100	587	
			15					50			2										20					25	170	
				</																								





SCHEDULE 3.—Productions of Agriculture in Alexander Township, in the County of Benton

Post Office: Quincy Missouri

Name of Agent, Owner, or Manager.	ACRES OF LAND.			PRESENT CASH VALUE.		Total amount of wages during the year including value of board.	LIVE STOCK, JUNE 1, 1870.								PRODUCE DURING THE										
	Improved.	UNIMPROVED.		Of farm.	Of farming implements and machinery.		Horses.	Mules and Asses.	Milch Cows.	Working Oxen.	Other Cattle.	Sheep.	Swine.	Value of ALL live stock.	WHEAT.			Indian Corn.	Oats.	Barley.	Buckwheat.	Rice.	Tobacco.		
		Wood-land.	Other unimproved.												Dolls.	Dolls.	Spring.							Winter.	Eye.
1	2	3	4	5	6	7	8	9	10	11	12	13	14	15	16	17	18	19	20	21	22	23	24		
1 Wright Nancy E	100	60		1570	70		9	3	4		8	20	15	970	112			200	100						
2 M. Schlin Elizabeth	20	100		500			2							100	96										
3 Tipton Joseph	35	100		1400	15		7	4	2	2	6		15	660	45			900	25						
4 Brashear Mary O	25	95		800			4		2			6	10	278				60					50		
5 Brown James	25	95		1000	100		5	2	4	11	16	16	20	684	50			400							
6 Henderson Samuel	50	70		1600	100		12	2	10		23	4	15	1775	56			1000	100				100		
7 Mitchem Robert A	35	125		800	75		6	1	5	8	8	15	13	661	65			100	25				700		
8 Lohp John H	103	159		700	15		4	1	3		4	22	19	491	42			150					50		
9 Southard Francis	16	104		800	10	50	6	2	4		3	12	15	588				150							
10 Memphis Sarah	7	93		400			4	1	2		1		7	304				25							
11 Morgan Morris H	9	77		400			2		1		1		4	170				100							
12 Dickerson Elizabeth	12	108		600	10		4	1	1					260	15			25							
13 Salberry Sarah	40	80		1000			5		3				8	364	15			60	25						
14 Thornton Thomas	33	65		1500	100		6		4		1	10	18	468	274	8		500	200						
15 Taylor James W	40	80		1200	10		7	1	8		19	42	20	978	50			200							
16 Thornton George W	65	165		1400	75		11	1	5		3	27	24	822	60			500	75						
17 Downs William	25	55		800	15		5		4			17	15	408	90			260	50				1000		
18 Vance Elizabeth	12	98		600	65		3		1	4	2	14	12	409				100					800		
19 Jenkins Thomas	40	110		1400	15		2		3	2			3	260	240			100							
20 Mainright William	45	55		1500	100		4		4		6	8	8	418	100			100	50						
21 Thomas Eli C	50	100		1500	25		4		4		1	18	10	362	140			100							
22 Prickett Hiram	8	52		250	75		1		3		1		8	176	69				70						
23 Dickerson Mitchem	50	150		1500	80		4	1	5		7	14	18	522	150			400							
24 Vandiver John	40	150		1000	75		5		4	2			6	392	80			100							
25 Owen Joel	27	108		800	100		3	1	2		1	9	20	369	54			100	40						
26 Owen George W	40	75		1500	50		6	1	3			12	15	528	55			200	300				100		
27 Sisney Eli	35	125		1200	15		2		3		2		10	205	65			200							
28 McCall James F	50	110		2000	100		1	2	2		1	5	10	988	200			100	100						
29 Copelan James	25	111		900	15		2		2		1	3	15	155	50			380	100						
30 Huffman Matilda	75	125		1500	25	20	7	7	5		2	10	10	805	49			100							
31 Huffman Edward	30	210		2000	100	150	5	4	5		8	2	14	696	100			500					50		
32 Phegley James	8	162		800	10		4		2				8	264				500	25						
33 Mitchem William	25	135		600	10		3	3	3		4	10	14	439	195			200	140						
34 Thompson Jacob	25	135		1200	100		2	1	1			12	8	284	125			125							
35 Kirby John	60	54		1500	100		4		3		4		21	388	235			900	100						
36 Bell Walter D	60	100		1500	25		2		2				14	214	140			250							
37 Wheeler John T	12			120	12		3		1		1	12	7	217				300							
38 Phegley Geo	135	145		2000	200		8		5	3	11	44	25	945	370			300	330						
39 Davis John W	40	80		800	100		5		3		1		11	358	200			800	100						
40 McArthur Walter	40	85		1500	50		7		4		4	18	12	571	160			500							
	1406	4206		13070	2342	220	186	33	132	13	121	410	484	19098	3385	8		10315	1155					2850	

1498 4166 43970 2042 220 186 33 132 13 141 400 454 10098 3385 8 10345 1855 2850



State of Michigan, enumerated by me on the 18<sup>th</sup> 19<sup>th</sup> and 20<sup>th</sup> day of July, 1870.  
*James M. Lindsey*, Ass't Marshal.

YEAR ENDING JUNE 1, 1870.																									TOTAL VALUE.		
Cotton.	Wool.	Peas and Beans.		POTATOES.		Orchard products.	Wine.	Produce of Market Gardens.	DAIRY PRODUCTS.			SEED.			Hemp.	Flax.	Flax-seed.	Silk cocoons.	SUGAR.			BEES.		Forest products.	Value of Home Manufactures.	Value of animals slaughtered or sold for slaughter.	Estimated value of all farm produce, including additions and deductions to stock.
		Bales (450 lbs.)	Lbs.	Bush.	Bush.				Bush.	Dolls.	Gallons.	Dolls.	Lbs.	Lbs.					Gallons.	Tons.	Bush.	Bush.	Lbs.				
25	26	27	28	29	30	31	32	33	34	35	36	37	38	39	40	41	42	43	44	45	46	47	48	49	50	51	52
	38	4	20	20	35			300			8										17		150	100	105	642	
			20	15																					10		46
																										75	303
	12	2	25					150													12			25	35	137	
		2						150													20				70	352	
	50	4	50					400			1										50			100	140	963	
	20	2	7					400													15	50		50	64	374	
	23	2	10					200													25			50	70	290	
	26	3						150															25	25	70	198	
		2						175																50	42	113	
			15					30																		35	97
		2																			20			12	21	72	
		2	12		10			150			1										20			25	34	167	
	15	4	7		25						2										8			13	42	698	
	80		20		50			300										50						50	187	332	
	45	4	20		40			150			8										68			115	70	670	
	18	2						150			4										30			100	64	470	
	30							50													16			75	42	240	
		4	4					50			1													20	70	200	
	18	3	40		15			100			3													16	70	344	
	40	3	25		10			100			2													15	105	392	
			7																							17	127
	30	2	10		50			200			2												150	15	85	574	
			60					200													10			10	70	270	
	12							100													25		138	18	70	220	
	20		4		50			100													5		600	50	140	570	
		2	65					100													45			30	140	410	
	3				20			100																15	70	418	
	24	2	60																				600		124	514	
	16	3	14		20			100			1										34			15	105	218	
		4	20		15			200			2										10			50	105	609	
		3						50													15			6	56	343	
	24	4	30		25			200			2										20			50	84	513	
	40	3	60																		75			30	70	350	
		3	24					300			3										80		200	40	80	925	
	24		50		15			200			2										24			12	140	510	
	19		15					50													12			6		183	
	30	4	50					300			4										80			75	140	1122	
		4	75		15						8										60			7	72	1047	
	20	4	8		10			100			10										100			30	84	517	
	698	82	778	35	395			5325			66									50			810		1310	5076	16776

\* This will include only such cheese as is made upon the farm. Milk sent to cheese factories will be regarded as milk sold off the farm.

694 698 1908 3066 10769







State of *Missouri*, enumerated by me on the *21<sup>st</sup> and 22<sup>nd</sup>* day of *July*, 1870.

*James M. Greiner* Ass't Marshal.

YEAR ENDING JUNE 1, 1870.																									TOTAL VALUE.			
Cotton. Bales (450 lbs.)	Wool. Lbs.	Pens and Rems. Bush.	POTATOES.		Orchard products. Dolls.	Wine. Gallons.	Produce of Market Gardens. Dolls.	DAIRY PRODUCTS.			Hay. Tons.	SEED.		Hops. Lbs.	Tannin. Tons.	Flax. Lbs.	Flax-seed. Bush.	Silk cocoons. Lbs.	SUGAR.		BEES.		Forest products. Dolls.	Value of Home Manufactures. Dolls.	Value of animals slaughtered or sold for slaughter. Dolls.	Estimated value of stock, including but-terments and additions to stock. Dolls.		
			Irish. Bush.	Sweet. Bush.				Butter. Lbs.	Cheese.* Lbs.	Milk sold. Gallons.		Clover. Bush.	Grass. Bush.						Maple. Lbs.	Cane. Hhds. (1,000 lbs.)	Molasses. Gallons.	Wax. Lbs.					Honey. Lbs.	
25	26	27	28	29	30	31	32	33	34	35	36	37	38	39	40	41	42	43	44	45	46	47	48	49	50	51	52	
	40	3	18					100			4										80		100	100	140	1148	1	
	16		60					50													15			14	64	210	2	
	35	5	35		25			300														700	25	84	773	3		
	70	4	40					200			2										30			10	210	1023	4	
	7	3	20																		40			75	64	416	5	
	43	4			30						4										15			25	70	495	6	
	35	1									1										50			15	35	203	7	
	20		15					100													35					177	8	
			100	20	30			50													35			13	28	470	9	
	19	2	12																								163	10
	12	3	20					50													10			7	49	186	11	
	20	3																						30	35	137	12	
	39	4	20					200													20			100	70	391	13	
		3			25			50													30					238	1258	14
		3																							17		120	15
	25	3	20					100													30	150	30	84	359	16		
		4	12					50																			49	17
		2	30																								109	18
	70	4			100			300															100	25	140	872	19	
	20	3	15					25																30	35	129	20	
	30	3						200													30			60	100	480	21	
	40	4	25																		50			40	81	657	22	
	30	3	12		40			200													35			210	84	659	23	
	12	3	10					150													20	150	14	21	309	24		
	8				40			150													20	150		64	471	25		
								50													35			28	205	26		
	12	2	15					50													35			70	245	27		
	50	3	15		15			200			90										40			60	105	973	28	
	10	2	10					50			1										20			12	64	229	29	
	16	2						200													30			30	64	335	30	
	25	3	50					200			2										15			35	140	764	31	
	20	3	20					50													15	100	15	78	286	32		
	12	3	5																								152	33
	12	3	15					200													10			50	49	326	34	
	36	4	10					300			8													100	140	599	35	
		4	20					100			10										35			12	105	590	36	
																											75	37
		2	20					50													100						178	38
	30	4	12		4			200			3										80			50	97	469	39	
	12	3						200			4													50	70	352	40	
	833	105	55	20	329			1465			59										933	1350	108	62636	169	84		

\* This will include only such cheese as is made upon the farm. Milk sent to cheese factories will be regarded as milk sold off the farm.







State of *Michigan*, enumerated by me on the *22<sup>nd</sup> - 23<sup>rd</sup> and 25<sup>th</sup> & 26<sup>th</sup>* day of *July*, 1870.

*James M. Smiley*, Ass't Marshal.

YEAR ENDING JUNE 1, 1870.


TOTAL VALUE.

Cotton.	Wool.	Peas and Beans.	POTATOES.		Orchard products.	Wine.	Produce of Market Gardens.	DAIRY PRODUCTS.			Hay.	SEED.		Hops.	Hemp.	Flax.	Flaxseed.	Silk cocoons.	SUGAR.			Molasses.	BEES.		Forest products.	Value of Home Manufactures.	Value of animals slaughtered or sold for slaughter.	Estimated value of all farm production, including betterments and additions to stock.					
			Irish.	Sweet.				Butter.	Cheese.*	Milk sold.		Clover.	Grass.						Maple.	Cane.	Wax.		Honey.										
Bales (50 lbs.)	Lbs.	Bush.	Bush.	Bush.	Dolls.	Gallons.	Dolls.	Lbs.	Lbs.	Gallons.	Tons.	Bush.	Bush.	Lbs.	Tons.	Lbs.	Bush.	Lbs.	Lbs.	Hds. (1,000 lbs.)	Gallons.	Lbs.	Lbs.	Dolls.	Dolls.	Dolls.	Dolls.						
25	26	27	28	29	30	31	32	33	34	35	36	37	38	39	40	41	42	43	44	45	46	47	48	49	50	51	52						
	30	4	10		20			150			1										20	100		30	47	263	1						
2	3	3	30					50																	20	235	2						
3	30	3	10					150																	100	545	3						
4		3						150													22				5	70	410	4					
5	22	4	10		10			200																	25	28	223	5					
6	30	4	10					50													25						327	6					
7	30	3						150													100					47	207	7					
8	15	4	10		25			200													25				10	70	497	8					
9	53	5	10		30			200													40				125	84	711	9					
10	10	2	20					200																	6	42	224	10					
11		2	8					50													20					14	95	11					
12	50	3	25					200													105				120	171	887	12					
13	25	2																							12	47	184	13					
14	21	3	30		20			200													30				30	70	421	14					
15	19	2	18					50																		21	139	15					
16	52	2						100													20				30	70	412	16					
17	40	3	30		15			300													80		600		21	150	17						
18	60	4	20					200													30				30	105	840	18					
19	30	3	15					300																	30	70	426	19					
20		3						100													10				30	70	480	20					
21		2	5					50																	5		14	21	21				
22		2	10					100													30					70	258	22					
23		2	14					50													25					21	133	23					
24		3	12																						6	14	47	24					
25	14	2	8					100													37				13	42	277	25					
26		3	15					100													50				12	70	365	26					
27	60	4	10					150			2										60		150		175	1550	27						
28	7	3	10					300													6				6	70	303	28					
29		3	30					100													15					14	214	29					
30		2	5																								16	30					
31	20	3	12					100													20				10	42	336	31					
32	17	3	8					50													10				15	42	153	32					
33		3	20					150													20					42	253	33					
34	15	3	12					200													30					140	687	34					
35	30	4	10					100													35				30	70	373	35					
36	12	2	40					50													20					84	330	36					
37	20	2						50													15					33	92	37					
38	50	3						100													65					70	426	38					
39		2						50			1															32	500	39					
40		2	15					50			1																56	40					
	709	117	457		120			4850			5																						14161

\* This will include only such cheese as is made upon the farm. Milk sent to cheese factories will be regarded as milk sold off the farm.



SCHEDULE 3.—Productions of Agriculture in Bristol Townships, in the County of Berks, in the Post Office: Cumby Missouri



Name of Agent, Owner, or Manager.	ACRES OF LAND.			PRESENT CASH VALUE.		Total amount of wages paid during the year, including value of board.	LIVE STOCK, JUNE 1, 1870.								PRODUCE DURING THE										
	UNIMPROVED.			Of farm.	Of farming implements and machinery.		Horses.	Mules and Asses.	Milk Cows.	Working Oxen.	Other Cattle.	Sheep.	Swine.	Value of ALL live stock.	WHEAT.		Rye.	Indian Corn.	Oats.	Barley.	Buckwheat.	Rice.	Tobacco.		
	Improved.	Wood-land.	Other unimproved.												Dolls.	Dolls.								No.	No.
1	2	3	4	5	6	7	8	9	10	11	12	13	14	15	16	17	18	19	20	21	22	23	24		
1 <u>Cherrington John A</u>	3	137		300	100		3	1	2			4	238		129		150	25							
2 <u>Bailey Sarah</u>	25	135		1500	50		5		3		3	22	20	428		140		100	25						
3 <u>Ridelle James M</u>	25	35		400	75	20	5	1	4			19	8	342		28		200							
4 <u>Brown Harder</u>	15	103		800	75		5		1			4	16	311				150	100						
5 <u>Pinus Christopher</u>	20	60		350	15		3		2		1	12	15	263		40		250					50		
6 <u>Bailey William S</u>	20	40		600	15	7	3		2	2	3	10	7	234		75		150	25						
7 <u>Montie Martin</u>	35	45		1000	100	60	5	2	4			6	30	10	595		35		150	40					
8 <u>Walsh John W</u>	25	45		700	100		1		1			6	4	158		65		150							
9 <u>Bity Luford</u>	30	50		800	75		4		2		1	12	10	278		80		150							
10 <u>Pernell John A</u>	45	75		1000	75		3		3		2	18	35	477		73	3	150	100						
11 <u>Fagg Julie</u>	10			100	50		3		3		2		15	282											
12 <u>Loxon Albert</u>	50	70		1000	350	40	2		1		2		30	305		300		200							
13 <u>Bayant Samuel H</u>	12	68		500	15	10	4		2				9	268		50		50					300		
14 <u>Lear Francis M</u>	30	150		800	10		4		1		1	16	280		34		100	50							
15 <u>Short Joseph</u>	75	127		2100	50		3		2			16	15	259		50		100	50						
16 <u>Galbreth James</u>	25			250	15		1		1		3		5	125		25		40	25						
17 <u>Estus William</u>	10	30		250		10	2		2			6	15	234				50	15						
18 <u>Russell Alexander</u>	38	122		1000	125	30	3		4	2	5		37	500		179		150	50						
19 <u>Sharp Joseph</u>	15	65		400	5		2		1				20	165		20		100					20		
20 <u>Nowling Abram C</u>	4	76		300	25				1				4	100				25					30		
21 <u>Savage Gernie</u>	35	71		1000	100	65	8		11	3	11	36	25	927		140		300							
22 <u>Sapp Abram</u>	30	90		1000	50		4	1	1		4	9	30	424		30		100							
23 <u>Sapp Samuel</u>	10	36		300	150		4	2	2		5	19	8	492		67		100	29						
24 <u>Keeran Benjamin</u>	10	150		200	15		1		2		2	16	22	209				100							
25 <u>Trachony Mary</u>	4	96		400			7	3	6		6	4	14	976											
26 <u>Cumby James Alexander</u>	15	145		600	75		3		1					175				100							
27 <u>Cash Thornton</u>	12	6		300	25	30	2		1		1	18	8	181				600					100		
28 <u>Ingram David</u>	50	230		1500	50		4		3			31	9	349		105		200					100		
29 <u>Towns John</u>	12	68		450	50		2						15	130		40		100							
30 <u>Clark Charles</u>	30	50		600	100		4		1				8	241		100		300							
31 <u>Liles Vaitch</u>	40	71		1000	75		3		5		1	26	1	283		200		75							
32 <u>Rank Henry</u>	80	247		2000	80	100	5		7		18	17	30	702		285		800					50		
33 <u>Bristol Benjamin</u>	35	152		1200	80		1		2		6	11	15	172		96		150					100		
34 <u>W Harrison</u>	15			150	50	20	2	3						360				50							
35 <u>Towns Thomas</u>	5	75		300														50							
36 <u>Smith Charles</u>	10	110		400	50	30	4		1	4	1		4	605		41		100							
37 <u>Dobson Isaac</u>	8	132		200	75		1		1					10	120			25							
38 <u>Franklin Mary</u>	10	110		600														75	30						
39 <u>Mumphreys Uriah</u>	15	65		600	75		2						4	200				50	25						
40 <u>Trent Thomas</u>	20	100		1000	75	50	2	1					18	261		40		100							
				399	278	500	47	115	15	50	41	54	320	51	12747	2277	3	5790	589					750	

958 2450 360 115 1577



State of *Michigan*, enumerated by me on the *26<sup>th</sup> + 27<sup>th</sup> + 28<sup>th</sup>* day of *July*, 1870.

*James M. Chidsey*, Ass't Marshal.

YEAR ENDING JUNE 1, 1870.

Cotton. (Bales 450 lbs.)	Wool. Lbs.	Peanut Beans. Bush.	POTATOES.		Orchard products. Dolls.	Wine. Gallons.	Produce of Market Gardens. Dolls.	DAIRY PRODUCTS.			Hay. Tons.	SEED.		Hops. Lbs.	Hemp. Tons.	Flax. Lbs.	Flax-seed. Bush.	Silk cocoons. Lbs.	SUGAR.		Molasses. Gallons.	BEES.		Forest products. Dolls.	Value of Home Manufactures. Dolls.	Value of animals slaughtered or sold for slaughter. Dolls.	TOTAL VALUE. Dolls.			
			Irish. Bush.	Street. Bush.				Butter. Lbs.	Cheese.* Lbs.	Milk sold. Gallons.		Clover. Bush.	Grass. Bush.						Maple. Lbs.	Cane. Hhds. (1,000 lbs.)		Wax. Lbs.	Honey. Lbs.							
25	26	27	28	29	30	31	32	33	34	35	36	37	38	39	40	41	42	43	44	45	46	47	48	49	50	51	52			
		2	15					50													5					98	338	1		
	40	3						100			1										30				30	70	984	2		
	50	4	30					200																	20	210	470	3		
		3	20																		42						150	4		
	20	4	20					50													20					70	255	5		
	15	2	10					100													16					13	47	261	6	
	50	3	10					200													40					12	64	286	7	
	12	2																									42	175	8	
	19	3	50					200													24		75		25	70	337	9		
	40	4	25					100													30					30	280	622	10	
		3																										14	11	
		2	5					50			2																72	478	12	
		2						100													16						70	205	13	
		3						50																50			35	159	14	
	29	2	20					50																			70	229	15	
		2	15					100																				47	133	16
	15	3	23					50													110					23	27	160	17	
		3	20					150													50						113	435	18	
		2	5					50																			70	156	19	
																													15	20
	75	3	10					200																			100	477	21	
	12	2						50													20		150		8	70	188	22		
	20	3	10					100													38					35	70	296	23	
	25	3	25					100													42					15		220	24	
	75							400																			50	28	165	25
		2	15																		35					12	35	130	26	
	30	2	10					50																			5	28	376	27
	40	3	30					150																			60	84	405	28
		2	10					100																					148	29
		3	20					150			10																	160	716	30
	15	3	25					100			3										25					30	140	497	31	
	144	4	125		10			300			15										75					34	158	1218	32	
	35	4	40					150			1															15	83	344	33	
		2						50																					32	34
		3	15																										34	35
		2	100	20							1																	42	208	36
		2	30																		40								46	37
		2						50																				10	116	38
		3	10																										48	39
		2						50													60						10	47	171	40
754	102	43	20	10				3600			33									744				275	459	2518	1157			

\* This will include only such cheese as is made upon the farm. Milk sent to cheese factories will be regarded as milk sold off the farm.







State of Missouri, enumerated by me on the 28<sup>th</sup> & 29<sup>th</sup> & 1<sup>st</sup> day of July & August, 1870.

James M. Lindsey, Ass't Marshal.

YEAR ENDING JUNE 1, 1870.

TOTAL VALUE.

Cotton.	Wool.	Peas and Beans.	POTATOES.		Orchard products.	Wine.	Produce of Market Gardens.	DAIRY PRODUCTS.			SEED.			SUGAR.			BEES.		Forest products.	Value of Home Manufactures.	Value of animals slaughtered or sold for slaughter.	Estimated value of all farm produce, all farm animals and additions to stock.									
			Irish.	Sweet.				Butter.	Cheese.*	Milk sold.	Hay.	Clover.	Grass.	Hops.	Hemp.	Flax.	Flax-seed.	Silk cocoons.					Maple.	Cane.	Molasses.	Wax.	Honey.				
Bales (450 lbs.)	Lbs.	Bush.	Bush.	Bush.	Dolls.	Gallons.	Dolls.	Lbs.	Lbs.	Gallons.	Tons.	Bush.	Bush.	Lbs.	Tons.	Lbs.	Bush.	Lbs.	Hhds. (1,000 lbs.)	Gallons.	Lbs.	Lbs.	Dolls.	Dolls.	Dolls.	Dolls.					
25	26	27	28	29	30	31	32	33	34	35	36	37	38	39	40	41	42	43	44	45	46	47	48	49	50	51	52				
		2	10					50																		56	122	1			
	25	3									6															12	498	2			
		4						200												5	100				30	115	535	3			
	30	4	12					300			2																100	413	4		
			15	6				100																		9	42	428	5		
	18	4	10					50												5	80						84	386	6		
		2	15																								15	28	129	7	
	55	4	20		20			300			2									5	50				50	130	762	8			
	16	4			25			150												5	100				13	140	628	9			
		2	8					60												5	15						70	251	10		
	41	4						100			1															12	70	495	11		
	20	2						100												5	10					10	70	166	12		
	20	3						300			1									5	20					15	70	400	13		
	24	4	30					200			5																25	1820	14		
		3						50												5	80						28	233	15		
	30	3	10		20			50			1									5	40						42	351	16		
	20	1	30					50												5	75						200	445	17		
		2	20					50												5	40							94	332	18	
		2	12																								14	68	19		
	16	3	9					200												5	20				30	61	357	20			
	104	4	25					300			25									5	50						254	1266	21		
																											76	236	22		
																													105	23	
	25	2	10					20												5	25				25	105	507	24			
		3	4					300																				161	227	25	
	80	4	20		20			400			1									5	100						280	1744	26		
		2	10					50																				42	277	27	
		3	20					100																				49	167	28	
	30	2	20					100																				42	227	29	
		2	30					50																				42	266	30	
		3	20					150												5	20							42	328	31	
	12	2	15					50																		5	21	102	32		
		3	30					100																				42	187	33	
	34	4	30					200			1									5	30				25	105	428	34			
	32	4	15					200												5	75						37	112	671	35	
	84	4	21					300			5									5	100				50	105	933	36			
		2																		5	18							18	104	37	
	20	3	25					700												5	60						16	700	419	38	
	48	4	14					200												5	30						25	64	531	39	
		2						100			1																			46	40
																				5											
	784	109	510	6	85			5030			51									1138						3793779	47051				

\* This will include only such cheese as is made upon the farm. Milk sent to cheese factories will be regarded as milk sold off the farm.

11888







State of *Missouri*, enumerated by me on the *3<sup>rd</sup> of 4<sup>th</sup>* day of *August*, 1870.

*James M. Incey*, Ass't Marshal.

YEAR ENDING JUNE 1, 1870.

Cotton. Bales (450 lbs.)	Wool. Lbs.	Peas and Beans. Bush.	POTATOES.		Orchard products. Dolls.	Wine. Gallons.	Produce of Market Gardens. Dolls.	DAIRY PRODUCTS.			Hay. Tons.	SEED.		Hops. Lbs.	Hemp. Tons.	Flax. Lbs.	Flax-seed. Bush.	Silk cocoons. Lbs.	SUGAR.			BEES.		Forest products. Dolls.	Value of Home Manufactures. Dolls.	Value of animals slaughtered or sold for slaughter. Dolls.	TOTAL VALUE. Dolls.				
			Irish. Bush.	Sweet. Bush.				Butter. Lbs.	Cheese* Lbs.	Milk sold. Gallons.		Clover. Bush.	Grass. Bush.						Maple. Lbs.	Cane. Hhds. (1,000 lbs.)	Molasses. Gallons.	Wax. Lbs.	Honey. Lbs.								
25	26	27	28	29	30	31	32	33	34	35	36	37	38	39	40	41	42	43	44	45	46	47	48	49	50	51	52				
1	30							150																	25	70	139	1			
2		2	10					50													5				12	10	1.00	2			
3	36	3	75					100													5				30	62	455	3			
4		2		12																	5				30		1.55	4			
5	9	2																								35	1.55	5			
6	33	3	50					200													5				20	100	140	614	6		
7	87	4	20	15				300			10																215	1412	7		
8	34	3	30					50													5				30	60	10	3.68	8		
9	16	3	10					100													5				35	22	70	339	9		
10		2	8					100													5				23	10	48	255	10		
11	9	2						50													5				15	15	88	89	11		
12	18	2	10					50													5				12	30	46	177	12		
13								50													5				5		42	72	13		
14	8	1						100													5				8	15	21	130	14		
15	15	2	20					100													5				140	400	30	70	312	15	
16	16	3	6					100													5						15	49	200	16	
17	20	3	10					150													5				10	15	95	309	17		
18		2	10					200													5							56	447	18	
19	12	3						50													5				18	16	35	220	19		
20	10	2	12					100													5				40	30	47	190	20		
21	20	3	10					200													5							25	163	470	21
22	13	2						50													5				10	20	70	221	22		
23	28	3						50			6										5				25	25	58	378	23		
24		2																			5				8			35	227	24	
25		2	10					50													5							42	208	25	
26			10					50													5				54	30	70	194	26		
27	26	3	5					150			1										5				20	128	50	70	430	27	
28	25	8	20		30			300													5					100	50	112	759	28	
29		3	50		20						2										5				50	100	25	70	464	29	
30		2	8					200													5								272	30	
31																														31	
32																														32	
33																														33	
34																														34	
35																														35	
36																														36	
37																														37	
38																														38	
39																														39	
40																														40	
46	18	354	27	50				3050			19									5				507	728	670	455	9745			

I, The undersigned do certify that the foregoing is a true and complete copy of the original as enumerated by me this the 6<sup>th</sup> day of September 1870  
*James M. Incey* Ass't - U.S. Marshal 106<sup>th</sup> Subdivision

\* This will include only such cheese as is made upon the farm. Milk sent to cheese factories will be regarded as milk sold off the farm.

1901







State of Missouri, enumerated by me on the 10<sup>th</sup> 10<sup>th</sup> day of October, 1870.

Henry Berry, Ass't Marshal.

YEAR ENDING JUNE 1, 1870.

Cotton.	Wool.	Peanut and Beans.	POTATOES.		Orchard products.	Wine.	Produce of Market Gardens.	DAIRY PRODUCTS.			SEED.			SUGAR.					BEES.		Forest products.	Value of Home Manufactures.	Value of articles slaughtered or sold for slaughter.	Estimated value of all farm production, including bet-terments and additions to stock.			
			Irish.	Sweet.				Butter.	Cheese.*	Milk sold.	Hay.	Clover.	Grass.	Hops.	Hemp.	Flax.	Flaxseed.	Silk cocoons.	Maple.	Cane.					Molasses.	Wax.	Honey.
Bales (450 lbs.)	Lbs.	Bush.	Bush.	Bush.	Dolls.	Gallons.	Dolls.	Lbs.	Lbs.	Gallons.	Tons.	Bush.	Bush.	Lbs.	Tons.	Lbs.	Bush.	Lbs.	Hds. (1,000 lbs.)	Gallons.	Lbs.	Lbs.	Dolls.	Dolls.	Dolls.	Dolls.	
25	26	27	28	29	30	31	32	33	34	35	36	37	38	39	40	41	42	43	44	45	46	47	48	49	50	51	52
	90		70	10				300			5										65		60		30	250	1090.00
	100		50		50			300			20										75					160	810.00
			10					500															35	200		175	810.00
	18		25					100													40					90	567.00
			30					300			10												8	200		150	687.00
			28		20			150			10															150	1074.00
																											315.00
			75					200																		400	1217.00
	20		25					200			1										2	6				50	206.00
			20					100			10															60	443.00
	20		15					200																		60	364.00
	60		200					300			20										30			60	160	943.00	
			40					100			4										20				60	230.00	
			20					100													16				10	70	314.00
	40				75			200			4										15			25	100	571.00	
	15							150													40				10	100	570.00
			15					50													15					35	110.00
	275		100					300			40										60				50	200	1932.00
	50		45	15	10			300			2										45	12	200		40	200	777.00
	12		30	6				500													20			50		60	349.00
	4		5					200													30					38	194.00
	30							200																	10	50	239.00
	48		10					100																	15	35	239.00
	27							50													24				8	60	245.00
			10																							25	270.00
	9		25					150													20					60	182.00
			20					100													40					50	180.00
	40							300			8													10	200	782.00	
	9		6					150													30					70	360.00
	36		50		10			300																	40	100	755.00
			25	5				100																	8	30	519.00
	6		20					20													5					40	159.00
	7		20					100																		12	242.00
	30				200			200			2										30				50	1082.00	
	15							400													15					60	152.00
	30		200		50			200			9										75				25	65	1266.00
	25		30					350	40												25				15	200	1015.00
	1016		1219	36		115		290	40		15									55				356	261	21202	

\* This will include only such cheese as is made upon the farm. Milk sent to cheese factories will be regarded as milk sold off the farm.







State of Missouri, enumerated by me on the 14<sup>th</sup> June 1870 day of October, 1870.

Henry Berry, Ass't Marshal.

YEAR ENDING JUNE 1, 1870.

No.	CATEGORIES																									TOTAL VALUE.			
	Cotton.	Wool.	Peas and Beans.	POTATOES.		Orchard products.	Wine.	Produce of Market Gardens.	DAIRY PRODUCTS.			SEED.			SUGAR.					BEES.		Forest products.	Value of Home Manufactures.	Value of animals slaughtered.	Dolls.				
	Bales (450 lbs.)	Lbs.	Bush.	Bush.	Bush.	Dolls.	Gallons.	Dolls.	Butter.	Cheese.*	Milk sold.	Hay.	Clover.	Grass.	Hops.	Hemp.	Flax.	Flax-seed.	Silk cocoon.	Maple.	Cane.	Molasses.	Wax.	Honey.		Dolls.	Dolls.	Dolls.	
25	26	27	28	29	30	31	32	33	34	35	36	37	38	39	40	41	42	43	44	45	46	47	48	49	50	51	52		
1		30		70					200													50				15	20	754.00	
2		60		5					200																	25	20	320.00	
3				20	3				200																		60	584.00	
4																													
5				30					25													20					210	340.00	
6	75			30					300													30				4	40	369.00	
7		50		20					200													20				40	40	373.00	
8		30							50													30				18	150	472.00	
9		45		15		50			100													30					90	373.00	
10																												40.00	
11				25		25			300													10					70	491.00	
12																												40.00	
13				15		100			200			10															70	474.00	
14		12				25			50																		40	240.00	
15				8		50			100																		20	194.00	
16		27		8					100													100					50	217.00	
17		16		25					200													14					125	414.00	
18				10		100			50													10					120	463.00	
19				5					50													18					40	401.00	
20		23				25			50																	10		98.00	
21				10					100													40					70	423.00	
22				5		25			200																		60	282.00	
23		25		20		25			400													40				25	100	663.00	
24		50		50		25			30			2										60				10	100	581.00	
25																													
26																													
27		50		20		50			100																		25	100	420.00
28		40		25		50			150																20	200	20	60	728.00
29				20		50			150			1															60	554.00	
30				10					100			4															100	491.00	
31		38		15					50													30				15	70	218.00	
32		210		50		100			500			10															2000	4828.00	
33									50																		60	120.00	
34				20					100			10															125	486.00	
35				5					150													70					60	637.00	
36																													
37		20		25					200																	300		100	407.00
38		12		5		10			50			2															10	153.00	
39		65		15		10			50			3										20		LED	40		100	413.00	
40				10					50			8															50	625.00	
	75	403		59	3	72			480			10										55		20	540		217	427	18696

\* This will include only such cheese as is made upon the farm. Milk sent to cheese factories will be regarded as milk sold off the farm.



1870

SCHEDULE 3.—Productions of Agriculture in Sunday Township in the County of Benton, in the

Post Office: Colo Camp

Name of Agent, Owner, or Manager.	ACRES OF LAND.			PRESENT CASH VALUE.		Total amount of wages paid during the year including value of board.	LIVE STOCK, JUNE 1, 1870.								PRODUCE DURING THE YEAR.									
	Improved.	UNIMPROVED.		Of farm.	Of farming implements and machinery.		Horses.	Mules and Asses.	Milch Cows.	Working Oxen.	Other Cattle.	Sheep.	Swine.	Value of all live stock.	WHEAT.		Rye.	Indian Corn.	Oats.	Barley.	Buckwheat.	Rice.	Tobacco.	
		Wood-land.	Other unimproved.												Dolla.	Dolla.								No.
1	2	3	4	5	6	7	8	9	10	11	12	13	14	15	16	17	18	19	20	21	22	23	24	
1 Martin Jonathan	150	250		6000		75	4		4	2	18		8	705		500		700	300					
2 Bass Thomas	21	19		1000			1		6	4	15	33	25	710				500						
3 Johnson John A	21	112		500			2		2	2	9	14	14	275		18		150					50	
4 Crawford James	15	65		400			2	1	1	2	14	14		315				150						
5 Cook Edward	15	35		300			1		1	1			18	165				300						20
6 Cook Green	15	35		300			2						15	195		32		600						50
7 Grant Jacob	6	144		500			2						2	160										
8 Cook George	40	102		500			7		4		19	64	40	1120		50		500						200
9 Brown James	16	70		1000			5		5		2		9	465		33		250						
10 Kimberling James	19	61		500			2		1			20	12	200				160						
11 Swearingen Hugh	10	20		500			3		2		3		7	290		22		200						
12 Knobel Dehard	35	95		2500			1		2		2	3	8	200		27		200						10
13 Miller Elizabeth	40	40		800					3			7	4	100		45		200	12					
14 Smith Valentine	55	105		2000		50	5		4		4	20	30	700		130		200						
15 Goussong William	10	90		400			2		4			10	1	190		40		30						
16 Best Phanni	15	85		1200			4		2		2	12	8	360		29		25	49					
17 Schaff John	10	69		400			3		5				5	350		30		50						
18 Davis Phank	25	125		1000		20	8		3		2		15	550		170		150						
19 Meems Frank W	5	75		500			4		3		8	5	12	445				700	20					
20 Rank John	130	10		3000		25			4		1	20	60	320		200		300	200					
21 Snewly George	15	25		200					2	2		1	1	240				50						
22 Gann Thomas A	49	19		1200			5	1	5			8	30	800		100		200	50					
23 Austin Elizabeth	40	120		1800			1	9	9	2			7	520		110								
24 Heber William	25	20		2000		25	4		4	2	3		6	950		135	18		25					
25 Nicholson Walter	37	37		1300		100			2	4			8	245		115		150	60					
26 Stratton Harris	22	280		1000			6		3				17	450		16		300	100					
27 Stewart William	5	195		300					1					25										
28 Wright John	300	200	300	10000		25	1		4	2	4		10	325		920		150	150					
29 Melvin Benjamin	80	200	270	2500			2		6	2	15	12	6	675		49		200	90					
30 Gill Martha	60	80		2000		50	5		5		4		8	450		140		400	25					
31 Allen Washington	80	70		1100			6		3		8		10	700		250		700	50					
32 Allen Washington	75	90		3000																				
33 Doake Clemlich	300	160	40	10000	350	250	12	8	7		7		10	1600		350		1200	350					
34 Pracham Charles	220	84		7000	200	25	5		6	2	6	10	12	790		200		50	100					
35 Nelson James	100	140		3500			4	2	2			250		800				200						
36 Zerler John	230	110		17000	150	900	7	1	4		9		22	125		600		1500	920		8			
37 Watt Rebecca	17	63		1300														200	50					
38 Serett Maria	150	150		7000	150	200	3	1	6	2	15		20	800		600		500	200					
39 Pauls Henry	50	70		1600			4	1	4		2	10	15	450		125			25					
40 Holland Willis	50	40	300	3500			2		4		2		1	240		85								25

255 570 910 3500 850 1125 125 22 12 15 16 499 492 400  
 1527 18 1126 536 8 355



State of Missouri, enumerated by me on the 1<sup>st</sup> to 10<sup>th</sup> day of October, 1870.

Henry Perry, Ass't Marshal.

YEAR ENDING JUNE 1, 1870.

TOTAL VALUE.

Cotton.	Wool.	Peas and Beans.		POTATOES.		Orchard products.	Wine.	Produce of Market Gardens.	DAIRY PRODUCTS.			SEED.			SUGAR.			BEES.		Forest products.	Value of Home Manufactures.	Value of animals slaughtered or sold for slaughter.	Estimated value of all farm production, including betterments and additions to stock.				
		Bales (450 lbs.)	Lbs.	Bush.	Bush.				Bush.	Dolls.	Gallons.	Dolls.	Lbs.	Lbs.	Gallons.	Tons.	Bush.	Bush.	Lbs.					Tons.	Lbs.	Hds. (1,000 lbs.)	Gallons.
25	26	27	28	29	30	31	32	33	34	35	36	37	38	39	40	41	42	43	44	45	46	47	48	49	50	51	52
	150		93					300	200		10														90	130	1406
2	50	30	100					300												30		20			75	220	705
3		80						300												12					90	60	256
4		20						150												30					20	60	208
5			30					25												7					7	40	224
6			25								1									15						60	440
7																											
8	130		100					350			4									38	10	60			100	125	815
9			60					360												20	8	200				50	328
10	42		8					104												22					60	150	343
11	37		25					100			1														15	80	275
12	27		30					100												60					30	50	286
13			6					250																		25	145
14	60		25	25				325			8														30	120	540
15			100					195			5									20					30	25	260
16	22		5					45												34	6	200			30	30	290
17			15					25												20					10	25	114
18			12					150			1									50						75	380
19	20		25					150			8									20	5				30	100	620
20	50		60					325			30														20	180	1145
21			10					200																		170	240
22			50					210																			93
23			60					185																		90	366
24			20					160																		80	259
25			30					165												60						110	405
26			30					140			6									70					8	55	430
27																											
28			100																	33						140	592
29	20		5					365			4									25					10	50	380
30			20					60																		200	572
31			15					360			15									50						180	1054
32																											
33			20					600			65													25	250	580	2560
34			30					50			25															100	640
35			25					50												10						25	152
36			45	100				360			60													5	100	140	2100
37			40								4																180
38			60	10				365			2															90	1152
39	10							150			3															65	264
40			160								5															22	195
50	648		1329		135			6464	2110		254								646	54	830			535	612	54	

\* This will include only such cheese as is made upon the farm. Milk sent to cheese factories will be regarded as milk sold off the farm.



OCT 17 1870

SCHEDULE 3.—Productions of Agriculture in Lindsey Township, in the County of Benton, in the Post Office: Cole Camp

Name of Agent, Owner, or Manager.	ACRES OF LAND.			PRESENT CASH VALUE.		Total amount of wages paid during the year, including value of board.	LIVE STOCK, JUNE 1, 1870.								PRODUCE DURING THE									
	Improved.	UNIMPROVED.		Of farm.	Of farming implements and machinery.		Horses.	Mules and Asses.	Milch Cows.	Working Oxen.	Other Cattle.	Swine.	Value of All Live Stock.	WHEAT.		Rye.	Indian Corn.	Oats.	Barley.	Buckwheat.	Rice.	Tobacco.		
		No.	Wood-land.											Other unimproved.	Dolls.								Dolls.	No.
1	2	3	4	5	6	7	8	9	10	11	12	13	14	15	16	17	18	19	20	21	22	23	24	
Vinson Levi	140	60	60	3500			6	2	6	15	9	400		100		200	120							
Lemon Fletcher	50	40	30	1500			2	4	5	20	7	250		36		200	160							
McFarland Robert	165	120	40	2500	50		8	2	3	6	37	6	700		200		250	500						
Stratton Stewart	45	60		1500			7	3	5	25	17	400		40		250								
Feuster William	50	80	120	4000			8	4	7	30	20	600		70		200	200							
Hanes, Eli	12			1200			2	1	1		10	200				250								
Baldwin, John	175	175		4000			8	3	4	18	30	18	800		200		200	75						
Baldwin, Thomas	40	140		1500			2	1	1		7	200		65		100	50							
Baldwin, James	18	102		1000			2	2	2	3	11	14	400		32		100							
Cornbs Benjamin	30	100		1000			2	1	2	2	8	10	300				100							
McNealey Sarah	90	130		3500			5	2	5	10	20	20	800		60		200	70						
Huff Elizabeth	25	55		1000			5	1	3		10	300				30								
Hughes Mary	30	170		2500			2	1	4	4	6	8	300		60		50							
Jones, Wiley	25	128		1000			2	1	4		10	300		166		100	100							
Wright James W	40	270		1500			6	3	2	14	27	800		146		250	60							
Summers Calum <sup>W</sup>	40	140		2200			4	2	6	30	15	400		40		500								
Miller John M	25	175		1800			6	2	5		18	400		100		300							1000	
Bradshaw Nancy	30	360		2000			2	2	7		9	300		127		100	96							
Shumaker Henry	40	240		600			4	1	1		8	25	400		40		100	15						
Thomas William B	16	64		1500		15	2	1	2		26	18	360		18		80						200	
Clark John B	80	120	120	2500		20	4	4	4	14	17	460		196		800	118							
Stewart Henry B	20	60		800			2	2	2	6	7	400		22		70	100							
Witt John H	25	53		500		10	1	1	2		7	165		43		100	10						100	
Ston William H	35	170		1000			3	4	2	3	15	650		170		20								
McCabe David	35	175		1200			4	3	4	18	9	560		65		50	25							
Artich Jonathan	50	140	100	1200			2	1	4	2		16	500		110		200							
McMundo Thomas	100	140	60	500			5	4	6			485				200	300							
West Matthew	10	10		200			1					75		10		25								
Jamison James H	25	54		1000				2	2	2	10	12	525		83		100							
Jones Miles	25	45	45	1000			2	2	3	10	15	275		67		50	30							
Behan Noah	10			100			2	2	1		4	240				10								
Coz James R	65	130		4000	100		4	9	2	16	30	20	865		100		300	100						
Simon John B	400	80	60	2500		125	3	3	1	70	16	650		170		1000	1000							
Dittan Sarah J	60	54	50	2000		10	11	3	4	18	12	450		200		400	180							
Corner William	60	120	320	5000			11	2	25		13	750				100	500		15					
Harryman Hugh	9	31		300			3	3			10	250				30			25					
Orr Samuel	200	100	100	4500	125	75	4	1	2	2	6	25	15	700		107		600	500					
Glascock Eliza	30	100	30	800			1	2	4	20	8	210		25		98								
Profit David	120	40		2500		30	8	6	13	17	4	1150		140		500	840							
Waring Jacob	80	110		1000			8	9			11	25	1150		119		330	200						
						315	152	13	116	24	321	528	468	19,120	3,087	9,353	49,59		40				1600	



State of *Missouri*, enumerated by me on the *1<sup>st</sup>* day of *October*, 1870.

*Henry Berry*, Ass't Marshal.

YEAR ENDING JUNE 1, 1870.

Cotton.	Wool.	Peas and Beans.	POTATOES.		Orchard products.	Wine.	Produce of Market Gardens.	DAIRY PRODUCTS.			SEED.			Flax.	Flax-seed.	Silk cocoons.	SUGAR.		Molasses.	BEES.		Forest products.	Value of Home Manufactures.	Value of animals slaughtered or sold for slaughter.	Estimated value of all farm production, including production to stock.			
			Irish.	Sweet.				Butter.	Cheese.*	Milk sold.	Hay.	Clover.	Grass.				Hops.	Hemp.		Maple.	Cane.					Wax.	Honey.	
Bales (50 lbs.)	Lbs.	Bush.	Bush.	Bush.	Dolls.	Gallons.	Dolls.	Lbs.	Lbs.	Gallons.	Tons.	Bush.	Bush.	Lbs.	Tons.	Lbs.	Tons.	Lbs.	Lbs. (1,000 lbs.)	Gallons.	Lbs.	Lbs.	Dolls.	Dolls.	Dolls.	Dolls.		
25	26	27	28	29	30	31	32	33	34	35	36	37	38	39	40	41	42	43	44	45	46	47	48	49	50	51	52	
	30							200			2									2				20	60	402.00	1	
	30		15		10			300												40				10	50	381.00	2	
	60		35					100			5									30		36		40	50	739.00	3	
	45		20					200	40											25					60	309.00	4	
	60		20					300												10		20			50	50	463.00	5
			10		10			100			5															25	235.00	6
	70		10					100			4														25	110	551.00	7
	15		20					50			3															50	239.00	8
	28		10					100												30				10	30	158.00	9	
	14		40					100												40				20	70	254.00	10	
	40		10		50			300																40	100	533.00	11	
								50												10						70	100.00	12
	8							100			1														5	50	172.00	13
			10		10			50												10					5	50	341.00	14
	50		15					50			2									40				15	100	482.00	15	
	100		10					200			3									40				15	150	585.00	16	
			60	15				100												60					100	643.00	17	
			20					200												15					35	303.00	18	
			15					50			2									20					25	168.00	19	
	54		150					100												3				65	110	426.00	20	
	39							100												15				36	75	798.00	21	
			12					30			2														75	213.00	22	
			10					28			2									15					75	290.00	23	
			30								1														47	250.00	24	
	18		40		50			170			3									50				75	345.00	25		
			30					100																	40	283.00	26	
								365			40														100	972.00	27	
			20																						48	110.00	28	
			20					50			2														75	250.00	29	
			15					100																	20	141.00	30	
			15					100																	25	48.00	31	
	70		25					365			5									8				180	745.00	32		
	134		18					200														10	200	32	335	1331.00	33	
	40		25								2													65	80	665.00	34	
			15					170			35														40	698.00	35	
			15																								47.00	36
	60		50		50			200			20									8				50	150	1265.00	37	
	110																			12					50	153.00	38	
	75		25					170			6									5				110	130	1025.00	39	
	40		15					180			5									40				55	75	633.00	40	
	1122		15		100			507			150								6				10	200	668	3040	17715	

\* This will include only such cheese as is made upon the farm. Milk sent to cheese factories will be regarded as milk sold off the farm.



SCHEDULE 3.—Productions of Agriculture in Lindsey Township, in the County of Benton, in the Post Office: Cole Camp

Name of Agent, Owner, or Manager.	ACRES OF LAND.			PRESENT CASH VALUE.		Total amount of wages paid to laborers, including value of board.	LIVE STOCK, JUNE 1, 1870.								PRODUCE DURING THE YEAR.								
	Improved.	UNIMPROVED.		Of farm.	Of farming implements and machinery.		Horses.	Mules and Asses.	Milk Cows.	Working Oxen.	Other Cattle.	Sheep.	Swine.	Value of All live stock.	WHEAT.		Rye.	Indian Corn.	Oats.	Barley.	Buckwheat.	Rice.	Tobacco.
		No.	Woodland.												Other unimproved.	Dolls.							
No.	2	3	4	5	6	7	8	9	10	11	12	13	14	15	16	17	18	19	20	21	22	23	24
1 <u>Sopotowan Wm</u>	400	200	200	9000	200	450	5	2	8	30	25	20	1275	300			4000	1500					
2 <u>Lake John B</u>	60	50	50	2000			4		6	6	15	12	625	150			200	150					
3 <u>Arnold Jeremiah</u>	120		138	2500	100	100	4		3			30	500	760			150	75				50	
4 <u>Himes Wm G</u>	160	160		3300	600	175	4		2	4	3	12	25	575	104		350	200					
5 <u>Roona Amos</u>	35		85	1000		15	2		2			8	270				200						
6 <u>Wisdom Andrew</u>	200	140		7000	225	300	10		7	21		20	1225	360			500	200					
7 <u>Milton Richard H</u>	65	160		2500																			
8 <u>Milton Richard H</u>	90			3000																			
9 <u>Milton Richard H</u>	40			2000											512								
10 <u>Milton Richard H</u>	90			11000											150		1800						
11 <u>Taylor Melaney</u>	30	70		1000			3	2	2	5	10	17	370	26			200	75				50	
12																							
13																							
14																							
15																							
16																							
17																							
18																							
19																							
20																							
21																							
22																							
23																							
24																							
25																							
26																							
27																							
28																							
29																							
30																							
31																							
32																							
33																							
34																							
35																							
36																							
37																							
38																							
39																							
40																							

85

I hereby certify that the above schedule was made according to law and instructions

Henry Berry

1290 720 493 3730 1125 1040 32 2 30 6 65 70 144 479 2212 4400 2200 100

















SCHEDULE 3.—Productions of Agriculture in Sum Township, in the County of Benton

Post Office: Goole Camp

Name of Agent, Owner, or Manager.	ACRES OF LAND.			PRESENT CASH VALUE.		Total amount of wages paid during the year, including value of board.	LIVE STOCK, JUNE 1, 1870.								PRODUCE DURING THE								
	Improved.	UNIMPROVED.		Of farm.	Of farming implements and machinery.		Horses.	Mules and Asses.	Milch Cows.	Working Oxen.	Other Cattle.	Sheep.	Swine.	Value of all live stock.	WHEAT.		Rye.	Indian Corn.	Oats.	Barley.	Buckwheat.	Rice.	Tobacco.
		Wood-land.	Other unimproved.												Spring.	Winter.							
No.	No.	No.	Dolls.	Dolls.	Dolls.	No.	No.	No.	No.	No.	No.	No.	Dolls.	Bush.	Bush.	Bush.	Bush.	Bush.	Bush.	Bush.	Lbs.	Lbs.	
1	2	3	4	5	6	7	8	9	10	11	12	13	14	15	16	17	18	19	20	21	22	23	24
Brown, Nathaniel	30	150		600		75	5	3	4	20	20	300		75									
Stanten, James	18	62		400			4	3	3	10	10	400		50		100							
Demery, Joseph		40		100			3					150											
Land, James H	12	68		300				1	2			7	150	30		100						50	
Lehastain, Vastine	20	155		500			2	2	2	2	13	20	200	64		95							
White, Francis	10	90		250			2						100	48									
Costen, Andrew B	30	133		700		50	2	3	3	9	2	17	200	48	48		35						
Cornwell, John		80		300					2	2			100										
Barow, Emily	40	260		2000		120	4	5	2	20	26	20	500	60		100	25						
Gardner, Ambrose	30	130		1500			9	4	2	8	21	19	1200	120		50							
Kockens, Benjamin	12	38		500			4	3	3	7	6	400				60	300						
Claycomb, Levi							2	3	1			5	200	25		100							
Taylor, Jane	35	125		1500			6	3		16	10	30	700	40		200	80						
Scott, Monteville	80	120		2000			6	4		15	25	35	800	145		150						200	
Gaylord, Norman	8	92		200			1	3	2	3		9	200			100							
Summers, William	50	100		2000			4	3		5	15	40	400	220		100							
Keneday, Thimse	20	14		1000			5	3		5	20	10	500			500							
Austurn, Burdett	7	153		400			3	1		1	2	7	150	30		100							
Alford, Isaac		160		200			2	2		7		10	300	200									
Brumfield, David	15	120		500			2	1		1			300										
Spitser, Moses	35	125		1000			3	3		2	5	40	400	75		300	50						
Byan, John							3	1		7	4	8	200	63		160	20						
Neece, James	60	102		1500			5	5	2	7	25	12	300	97		200							
Neece, Adam P							1	1		2		10	200			50							
Port, William		40		200			1	1				5	150			50							
Foster, William D	40			350			3	2		2		10	175	30									
Chifer, Henry	13	107		300			3					8	150	500		250							
Davis, David	25	230		1000			1	3	2	3		20	200	150		200							
Foster, James M	25	178		500			2	2		3	5	30	250	82		50							
Foster, Andrew	20	20		400			2	3	2	5	10	13	200	35		50						50	
Dotts, Reel	25	87		300			2	2	2	2	16	8	200	20		150							
Boulton, John	70	120		1600			5	4		4	20	5	300	300		50							
Miller, William	100	100		2000			10	1	4		5	20	700	400									
Greeman, Robert		66		300			1	2	2	5	9	22	300	200		50							
Greeman, Celiza	60	40		1000				1		1	3	3	150										
Minice, David	80	80		3000		30	5	3		6		20	500	80		100	50						
Minice, George R	12	28		400			2	2		1		5	150			60							
Land, John W	2	38		100			2			1	1	4	100			60							
Webb, Edward	100	500		2000			8	3		15	25	8	500	80		250							
Allen, William	15	65		2000			3					27	300			500	60						
	1199	4026		32700		275	128	5	90	21	170	23	541	12675	3289	48	1685	650					308



State of Missouri, enumerated by me on the 10<sup>th</sup> Jan to 10 day of October, 1870.

Henry Berry, Ass't Marshal.

YEAR ENDING JUNE 1, 1870.

Cotton. Bales (450 lbs.)	Wool. Lbs.	Peanut Beans. Bush.	POTATOES.		Orchard products. Dolls.	Wine. Gallons.	Produce of Market Gardens. Dolls.	DAIRY PRODUCTS.			SEED.					SUGAR.			BEES.		Forest products. Dolls.	Value of Home Manufactures. Dolls.	Value of animals slaughtered or sold for slaughter. Dolls.	TOTAL VALUE. Dolls.					
			Irish. Bush.	Sweet. Bush.				Butter. Lbs.	Cheese.* Lbs.	Milk sold. Gallons.	Hay. Tons.	Clover. Bush.	Grass. Bush.	Hops. Lbs.	Hemp. Tons.	Flax. Lbs.	Flax seed. Bush.	Silk cocoons. Lbs.	Maple. Lbs.	Cane. Hds. (1,000 lbs.)					Molasses. Gallons.	Wax. Lbs.	Honey. Lbs.		
																												25	26
	15		15					50																	5	100	202.00	1	
	10		10					50																		20	139.00	2	
			18																							15	24.00	3	
25	16							50																	12	110	161.00	4	
																									15		109.00	5	
																												49.00	6
	4		10					25																	6	2	100	226.00	7
																													8
	40		20					100																	20	5	80	257.00	9
	37							200			16													20	15	60	441.00	10	
	8							125																40		75	302.00	11	
			30																					25		60	162.00	12	
	10		12		30			150			3													6	5	90	361.00	13	
	30				10			150																60	30	100	469.00	14	
			20					100																		30	110.00	15	
	17		30					25																17	25	90	420.00	16	
	40		20					200																20	30	20	402.00	17	
40	4		30					70																		30	149.00	18	
			5																								100	302.00	19
																													20
	5		10					300																		10	100	421.00	21
	21		15					25																8		75	243.00	22	
10	50		25					150																80	30	30	356.00	23	
			10					20																15				41.00	24
			12					20																			10	45.00	25
			10					50																		35	20	120.00	26
			6																					18				637.00	27
			15					50																		100	367.00	28	
	8		40																					30	5	40	189.00	29	
	20		5					50																20		50	149.00	30	
	20		10					50																		20	50	186.00	31
	40		20								2													15	25	80	479.00	32	
	30		10					100			1															20	35	499.00	33
	18		50																									255.00	34
	3							150																		35		65.00	35
	10		20					200																		15	80	308.00	36
			10					50																				45.00	37
			10																							40	25	64.00	38
	60		10					50			3													10	20	50	343.00	39	
			20					60																			80	585.00	40
75	144		540		140			120			25													463	40	309	1910	9678	

\* This will include only such cheese as is made upon the farm. Milk sent to cheese factories will be regarded as milk sold off the farm.











SEP 3 1870

SCHEDULE 3.—Productions of Agriculture in Union Township in the County of Benton, in the

Post Office: Warsaw

Name of Agent, Owner, or Manager.	ACRES OF LAND.			PRESENT CASH VALUE.		Total amount of wages paid during the year, including value of board.	LIVE STOCK, JUNE 1, 1870.								PRODUCE DURING THE								
	Improved.	UNIMPROVED.		Of farm.	Of farming implements, tools, and machinery.		Horses.	Mules and Asses.	Milk Cows.	Working Oxen.	Other Cattle.	Sheep.	Swine.	Value of ALL live stock.	WHEAT.		Rye.	Indian Corn.	Oats.	Barley.	Buckwheat.	Rice.	Tobacco.
		Wood-land.	Other unimproved.												Dolls.	Dolls.							
1	2	3	4	5	6	7	8	9	10	11	12	13	14	15	16	17	18	19	20	21	22	23	24
George Johnson	20	100	200	200	100		6	3	6	28	31	400		40		400							
Charles Toliver	20	140	200	9			3	2	2	3	21	230		25		100							
John Ingram	80	170	1500	75			8	2	3		75	660		313		500							
Thomas Sharp	00		00	00			2	1	1	10	8	203											
James Ingram	00	00	00	00	00	00	2	1	1	2	10	203											
Porter Johnson	20	60	200	100			5	2	2	3	14	25	578		60		300						
Sarah McCall	00	00	00	00	00	0	2	4	6	14		868											
William Keys	60	160	600	100			7	4	10	36	36	736		314		500						1000	
Jacob House	7	71	42	110			2	1				175											
Elijah House	4	36	24				1	1				70											
Mary King	25	112	200	40			1	2	3	6	20	249				500							
Thomas Holland	25	55	250	40			4	1	1	11	23	381		46		300							
John Wickliff	40	200	400	110			8	4	3	33	25	882		103		200							
John Sprattley	25	135	150	35			1	1	2	2		12	129		25		10						
Matilda Dawson	10	110	100	5																			
John Davis	30	130	180	75			4	3	3	20	20	358		21		100							
James Davis	20	60	160	20			1	2	2	7	12	20	388		40		200						
Nahum Daniels	6	114	48	5			2	1	1		9	131		7		80							
Wilson Seimby	50	110	600	100			2	3	4	24	50	40	825		260		150	100					
Benton Duckworth	100	120	1200	150			7	3	10	16	40	804		383		600	100					200	
James Duckworth	00						7	3	3	12	18	509											
William Byrd	25	175	250	10			6	3	7		20	485		100		300							
John Caywood	00						5	3	4	31	14	425		60		200							
Elijah Reader	16	86	86	5			5	2	3	8	20	389		52		200						150	
George Carroll	00						2	1				225											
Virginia Carpenter	00						3				5	160		200		50							
William Martin	10	70	100	15			1					100											
John Williams	80	80	800	300			10	1	4	2	20	15	60	1366			500						
Charles Parsons	00	00	00	00			4	2	1		7	199											
John Robison	00						2	2	2		10	155											
Solomon Caywood	40	70	100	15			2	2	1			155											
Levi Davison	20	100	200	75			1	1	3		40	255		106		600							
William Gabbia	30	50	180	15			2	4	11	5	3	34		40		200							
Joseph Reader	15	141	90	10			5	2	2	15	8	272		72		150							
John Forta	16	128	86	10			2	2	2	15	20	342				400							
Thomas Bryant	10	70	50	5			1	1	3	10	15	100				300							
Hiram Brown	00							1	1	3	20	80				50							
George East	25	55	250	25			1	3	5	12	9	180											
Samuel Highard	25	95	250	80			2	1			10	95				100							
Jordan Light	15	65	150	10			1	1			8	15	125		7		100						

1069 3163 8666 1528 107 10 71 13 140 37 156 11644 2278 7090 200 1350



SEP 3 1870

SCHEDULE 3.—Productions of Agriculture in Union Township in the County of Benton, in the

Post Office: Warsaw

Name of Agent, Owner, or Manager.	ACRES OF LAND.			PRESENT CASH VALUE.		Total amount of wages paid during the year including value of board.	LIVE STOCK, JUNE 1, 1870.							Value of all live stock.	PRODUCE DURING THE YEAR.									
	Improved.	UNIMPROVED.		Of farm.	Of farming implements and machinery.		Horses.	Mules and Asses.	Milch Cows.	Working Oxen.	Other Cattle.	Sheep.	Swine.		WHEAT.		Rye.	Indian Corn.	Oats.	Barley.	Buckwheat.	Rice.	Tobacco.	
		No.	Wood-land.												Other unimproved.	Dolls.								Dolls.
1	2	3	4	5	6	7	8	9	10	11	12	13	14	15	16	17	18	19	20	21	22	23	24	
George Johnson																								
Charles Toliver																								
John Ingram																								
Thomas Sharp																								
James Ingram																								
Porter Johnson																								
Sarah McCall																								
William Keys																								1000
Jacob Clouse																								
Elijah Clouse																								
Mary King																								
Thomas Collam																								
John Wickliff																								
John Spralley	25	135		150	35									12	125	25								
Matthias Dawson	10	110		100	5																			
John Davis	30	180		180	75		4	3	3	20	20	350		25			150							
James Davis	20	60		160	20		1	2	2	7	10	20	385	40			200							
Nahum Daniel																								
Wilson Seibert																								
Preston Duckworth																								200
James Duckworth																								
William Byrd																								
John Caywood																								
Elijah Reader																								150
George Carroll																								
Virginia Casper																								
William Martin																								
John Williams																								
Charles Parsons																								
John Robinson																								
Solomon Caywood	10	70		100	15		2	2	1				155											
Levi Davison	20	100		200	75		1	1	3		40	285		106			600							
William Gabbard	30	50		180	15		2	4	11	5	3	34		40			200							
Joseph Reader	15	140		80	10		5	2	2	15	8	252		72			150							
John Hoste	16	125		85	10		2	2	2	15	20	342					400							
Thomas Bryant	10	70		50	5		1	1	3	10	15	100					300							
Hiram Brown	00			0					1		3	30	80				50							
George East	9	55		250	25			1	3	5	72	9	180											
Samuel Richard	25	95		250	20		2	1				10	85				100							
Jordan Light	15	65		150	10		1	1				8	15	125			100							
	1069	3163		8666	1525		107	10	71	13	140	371	656	11644		2278	7090	200						1350

Explanations to Schedule 3.

1.) There are many new settlers, and they are marked with number of acres, but no productions, as they did not raise any up to June 1<sup>st</sup>. 1870.

2.) In the entries where there is no land given, the parties named have rented, or work on shares, on the farm of some other man, and the total production is given opposite the names of the owners of the lands.

Is the stock owned by the Renters referred to in 2 Paragraph be added together with the other stock or separately?



SEP 3 1870

SCHEDULE 3.—Productions of Agriculture in *Union Township* in the County of *Benton*, in the

Post Office: *Marsau*

Name of Agent, Owner, or Manager.	ACRES OF LAND.			PRESENT CASH VALUE.		Total amount of wages paid during the year, including value of board.	LIVE STOCK, JUNE 1, 1870.								PRODUCE DURING THE YEAR.									
	Improved.	UNIMPROVED.		Of farm.	Of farming implements and machinery.		Horses.	Mules and Asses.	Milk Cows.	Working Oxen.	Other Cattle.	Sheep.	Swine.	Value of ALL live stock.	WHEAT.		Rye.	Indian Corn.	Oats.	Barley.	Buckwheat.	Rice.	Tobacco.	
		No.	Woodland.												Other unimproved.	Dolls.								Dolls.
1	2	3	4	5	6	7	8	9	10	11	12	13	14	15	16	17	18	19	20	21	22	23	24	
George Johnson	20	100	200	110		6	3	6	23	9	400		40	405										
Charles Toliver	20	140	200	9		3	2	2	3	21	230		25	100										
John Ingraham							6																	
Thomas Thayer																								
James Ingraham																								
Porter Johnson																								
Sarah Mead																								
William Kaye																								100
Jacob Clou																								
Elijah Clou																								
Mary King																								
Thomas King																								
John Wick																								
John Spradley																								
Matthias Darr																								
John Davis	20	60	180	20		1	2	2	7	12	20	385		40	200									
James Davis	6	114	48	5		2	1	1		9	151		7	80										
Wilson Lewis															100									
Benton Ducky															100								200	
James Darr																								
William Byrd																								
John Cayne																								
Elijah Reader																								150
George Carole																								
Virginia Casp																								
William Mas																								
John William																								
Charles Purce																								
John Kobis																								
Solomon Caye																								
Levi Davison	20	100	200	75		1	1	3		40	251		106	800										
William Gabbie	30	50	180	15		2	4	11	5	3	34		40	200										
Joseph Reader	15	161	90	10		5	2	2	15	8	272		72	150										
John Forth	16	128	86	10		2	2	2	15	20	342			400										
Thomas Bryant	10	70	50	5		1	1	3	10	15	100			300										
Hiram Brown	00		20				1	1	3	20	80			50										
George East	25	55	250	25			1	3	5	72	9	180												
Samuel Highard	25	95	250	80		2	1				10	95			100									
Jordan Light	15	65	150	10		1	1				8	15	125											
	1069	3163	8666	1528			107	10	71	13	140	451	656	11644	2278		7090	200					1350	

*Union*

Handwritten notes and corrections at the bottom of the page, including numbers like 1069, 3163, 8666, 1528, 107, 10, 71, 13, 140, 451, 656, 11644, 2278, 7090, 200, 1350.



State of *Missouri*, enumerated by me on the *24<sup>th</sup> & 3<sup>rd</sup>* day of *August*, 1870.

*James Hooper*, Ass't Marshal.

YEAR ENDING JUNE 1, 1870.

TOTAL VALUE.

Cotton. Bales (50 lbs.)	Wool. Lbs.	Peas and Beans. Bush.	POTATOES.		Orchard products. Dolls.	Wine. Gallons.	Produce of Market Gardens. Dolls.	DAIRY PRODUCTS.			SEED.			SUGAR.		Molasses. Gallons.	BEES.		Forest products. Dolls.	Value of Home Manufactures. Dolls.	Value of animals slaughtered or sold for slaughter. Dolls.	Estimated value of all farm produc- tion, including bet- terments and addi- tions to stock. Dolls.					
			Fresh. Bush.	Sweet. Bush.				Butter. Lbs.	Cheese.* Lbs.	Milk sold. Gallons.	Hay. Tons.	Clover. Bush.	Grass. Bush.	Hops. Lbs.	Hemp. Tons.		Flax. Lbs.	Flax-seed. Bush.					Silk cocoons. Lbs.	Maple. Lbs.	Hds. (1,000 lbs.)	Wax. Lbs.	Honey. Lbs.
25	26	27	28	29	30	31	32	33	34	35	36	37	38	39	40	41	42	43	44	45	46	47	48	49	50	51	52
	40	20																		30							226
	10	15																			20						286
	90	25						50													100						800
																											00
																											00
	15	25																			40						249
	15																										00
	50	25						30													20						768
																											00
	5																										152
	16	25																									196
	80	25																			20						257
		10																			30						40
																											00
	50	20																			20						140
	19	25																			20						170
		15																			10						34
	20							40																			475
	30	15																			30						785
																											00
		30																									210
	30																				12						178
	13																				12						179
																											00
																					10						130
																											000
	100	30						200																			305
																											00
																											00
																											000
			20																								426
			25					30													20						102
																					20						157
	12																										205
			12																								180
			12																								31
																											000
			25																								62
			12																								68
	805		11					350													5						6847

\* This will include only such cheese as is made upon the farm. Milk sent to cheese factories will be regarded as milk sold off the farm.







State of Missouri, enumerated by me on the 4<sup>th</sup> 5<sup>th</sup> 6<sup>th</sup> day of August, 1870.  
*James Cooper*, Ass't Marshal.

YEAR ENDING JUNE 1, 1870.

1	2	3	POTATOES.		Orchard products.	Wine.	Produce of Market Gardens.	DAIRY PRODUCTS.			SEED.			Hops.	Hemp.	Flax.	Flaxseed.	Silk cocoons.	SUGAR.		Molasses.	BEES.		Forest products.	Value of Home Manufactures.	Value of animals raised and sold for slaughter.	TOTAL VALUE.							
			Irish.	Sweet.				Butter.	Cheese.*	Milk sold.	Hay.	Clover.	Grass.						Maple.	Cane.		Wax.	Honey.				Dolls.							
25	26	27	28	29	30	31	32	33	34	35	36	37	38	39	40	41	42	43	44	45	46	47	48	49	50	51	52							
																											000	1						
	50																				120							130	2					
	27		14																		10							222	3					
	9		15																		20							158	4					
																												00	5					
																												00	6					
	20		15																		30							130	7					
																												85	8					
																												00	9					
	40		15																		40							848	10					
	38		30																									175	11					
			25																		25							48	12					
	30		40																		40							247	13					
			30																									227	14					
	40		65																									272	15					
			25																									147	16					
	20		25																		80							115	17					
																												00	18					
	15		5																		25							246	19					
																												00	20					
																												175	21					
			3																		15							58	22					
																												00	23					
	15		25																		15							84	24					
																												00	25					
																												00	26					
																												58	27					
	18		10																									112	28					
	24		30																									442	29					
	62		15																		100							320	30					
	24		20																		20							519	31					
																												00	32					
			30																		12							86	33					
			30																		10							60	34					
																												00	35					
	12		12																		15							207	36					
	6		40																		10							308	37					
	30		20																		30							171	38					
			21																									37	39					
			25																									862	40					
	475		544																															6008

\* This will include only such cheese as is made upon the farm. Milk sent to cheese factories will be regarded as milk sold off the farm.







State of Missouri, enumerated by me on the 6th day of August, 1870.

James Hooper, Ass't Marshal.

YEAR ENDING JUNE 1, 1870.

Cotton.	Wool.	Peas and Beans.	POTATOES.		Orchard products.	Wine.	Produce of Market Gardens.	DAIRY PRODUCTS.			SEED.			Hops.	Hemp.	Flax.	Flax-seed.	Silk cocoons.	SUGAR.		BEES.		Forest products.	Value of Home Manufactures.	Value of animals slaughtered or sold for slaughter.	TOTAL VALUE.	
			Irish.	Sweet.				Butter.	Cheese.*	Milk sold.	Clover.	Grass.	Maple.						Cane.	Wax.	Honey.	Dolls.					
Bales (450 lbs.)	Lbs.	Bush.	Bush.	Bush.	Dolls.	Gallons.	Dolls.	Lbs.	Lbs.	Gallons.	Tons.	Bush.	Bush.	Lbs.	Tons.	Lbs.	Bush.	Lbs.	Hds. (1,000 lbs.)	Gallons.	Lbs.	Lbs.	Dolls.	Dolls.	Dolls.	Dolls.	
25	26	27	28	29	30	31	32	33	34	35	36	37	38	39	40	41	42	43	44	45	46	47	48	49	50	51	52
																											80
			2																		20						49
																					<del>20</del>						<del>49</del>
			40																								170
24			40																		21						814
																											00
	20		<del>20</del>				21														40						140
																											43
																											00
																											43
	12		1																								86
	30																										43
	12		20																		3						80
																											00
																											00
	18		25																		40						102
	15		40																		35						114
																											00
																											00
	18		12																								110
			60																								150
																											00
	65		20																		65						381
	25		15																		8						86
																					50						115
	22		30																		20						115
	30		20																		60						320
																											00
	15		25																		15						202
	12		50																								81
																											00
																											00
	30		50																								380
	80		25																		50						694
	25		10																		14						166
	37		20																		20						245
			30																		50						68
			30																		40						325
	10		10																		20						140
24	474		625																		575						4800

\* This will include only such cheese as is made upon the farm. Milk sent to cheese factories will be regarded as milk sold off the farm.







State of Missouri, enumerated by me on the 10th day of August, 1870.

James Cooper, Ass't Marshal.

YEAR ENDING JUNE 1, 1870.

Cotton.	Wool.	Peas and Beans.	POTATOES.		Orchard products.	Wine.	Produce of Market Gardens.	DAIRY PRODUCTS.			SEED.			SUGAR.			BEES.		Forest products.	Value of Home Manufactures.	Value of animals slaughtered or sold for slaughter.	TOTAL VALUE.							
			Irish.	Sweet.				Butter.	Cheese.*	Milk sold.	Hay.	Clover.	Grass.	Hops.	Hemp.	Flax.	Flax-seed.	Silk cocoons.					Maple.	Cane.	Molasses.	Wax.	Honey.		
Bales (450 lbs.)	Lbs.	Bush.	Bush.	Bush.	Dolls.	Gallons.	Dolls.	Lbs.	Lbs.	Gallons.	Tons.	Bush.	Bush.	Lbs.	Tons.	Lbs.	Bush.	Lbs.	Lbs. (1,000 lbs.)	Gallons.	Lbs.	Lbs.	Dolls.	Dolls.	Dolls.	Dolls.			
25	26	27	28	29	30	31	32	33	34	35	36	37	38	39	40	41	42	43	44	45	46	47	48	49	50	51	52		
1	30	50																		80							170	1	
2	16	20																		40								128	2
3	18	4																		10								70	3
4	40	40																		20								130	4
5	40	4																		80								187	5
6	28	10																		20								187	6
7	12																			5								98	7
8	20	85																		40								157	8
9																												000	9
10	42	75																		55								542	10
11		20																		30								203	11
12		25																		40								162	12
13	30	50																		5								362	13
14	24																			14								140	14
15	20																			10								40	15
16	40	20																		50								532	16
17	19	25																		80								313	17
18	74	100	100					100																				827	18
19	85	15						80												40								817	19
20																												500	20
21	30	10						50																				147	21
22	40	15						75																				494	22
23	35	25						50												68								276	23
24																												00	24
25																												00	25
26																												00	26
27			15					30																				260	27
28																				11								110	28
29	18	30																		14								381	29
30		20																		40								210	30
31	20																			20								135	31
32	7	5						30																				297	32
33	50							20																				129	33
34	35	14						40																				163	34
35		25						75																				224	35
36	57	20						30												40								83	36
37	50	8						100																				285	37
38		10						50												50								385	38
39	18	10						20												40								109	39
40	30	16						25												20								175	40
	985	706			100			775												912								8624	

\* This will include only such cheese as is made upon the farm. Milk sent to cheese factories will be regarded as milk sold off the farm.







State of Missouri, enumerated by me on the 12<sup>th</sup> day of August, 1870.

James Cooper, Ass't Marshal.

YEAR ENDING JUNE 1, 1870.

	Cotton. Bales (50 lbs.)	Wool. Lbs.	Peas and Beans. Bush.	POTATOES.		Orchard products. Dolls.	Wine. Gallons.	Produce of Market Gardens. Dolls.	DAIRY PRODUCTS.			SEED.					SUGAR.		BEES.		Forest products. Dolls.	Value of Home Manufactures. Dolls.	Value of animals slaughtered or sold for slaughter. Dolls.	TOTAL VALUE.				
				Irish. Bush.	Sweet. Bush.				Butter. Lbs.	Cheese.* Lbs.	Milk sold. Gallons.	Hay. Tons.	Clover. Bush.	Grass. Bush.	Hops. Lbs.	Hemp. Tons.	Flax. Lbs.	Flax-seed. Bush.	Silk cocoon. Lbs.	Maple. Lbs.				Cane. Hhds. (1,000 lbs.)	Molasses. Gallons.	Wax. Lbs.	Honey. Lbs.	Dolls.
	25	26	27	28	29	30	31	32	33	34	35	36	37	38	39	40	41	42	43	44	45	46	47	48	49	50	51	52
1																												00
2		10		20					30													60						252
3		51		30					40													55						574
4		15		10					20													30						162
5		10		20					50													10						200
6																												
7																												
8																												
9																												
10																												
11																												
12																												
13																												
14																												
15																												
16																												
17																												
18																												
19																												
20																												
21																												
22																												
23																												
24																												
25																												
26																												
27																												
28																												
29																												
30																												
31																												
32																												
33																												
34																												
35																												
36																												
37																												
38																												
39																												
40																												
		86		80					120													5						1188

\* This will include only such cheese as is made upon the farm. Milk sent to cheese factories will be regarded as milk sold off the farm.



















SCHEDULE 3.—Productions of Agriculture in White Township, in the County of Polk, in the

Post Office: Cole Camp



Name of Agent, Owner, or Manager.	ACRES OF LAND.			PRESENT CASH VALUE.		Total amount of wages paid during the year, including value of board.	LIVE STOCK, JUNE 1, 1870.								PRODUCE DURING THE YEAR.									
	Improved.	UNIMPROVED.		Of farm.	Of farming implements and machinery.		Horses.	Mules and Asses.	Milch Cows.	Working Oxen.	Other Cattle.	Sheep.	Swine.	Value of All live stock.	WHEAT.		Rye.	Indian Corn.	Oats.	Barley.	Buckwheat.	Rice.	Tobacco.	
		No.	Wood-land.												Other unimproved.	Dolls.								Dolls.
1	2	3	4	5	6	7	8	9	10	11	12	13	14	15	16	17	18	19	20	21	22	23	24	
Page George	50	40		2500			6	3	7	25	15	500		90		350	70						100	
Mickerson John				R			1	2	5		2	200		180		400								
Heutsler Ponah	75	125		2000			8	1	3	12	23	12	500		125		200						50	
Vanook Paul	100	100	400	6000	200		7	1	5	4	25	15	20	800		100		600	100				50	
Lumpke Hiram	40	100	60	2000		250	4	1	4		13	11	8	600		60		300	60					
Meuschke John	80	55		2500	200		5	4	7		17	20	11	1000		90		800	300					
Hulmsbaer Stephen	40	80	120	1800			4	1		1		5		400		7		250	25					
Hurry George	75	10		1000			2	2	2					250										
Hryback Benjamin	600	300	270	20,000	500		11	1	10	2	22		25	1800				1000	350					
Pets Joseph	60	20		1000					2	2	2			150				100						
Kolsten David	300	100	176	10,000	500	75	8		4		15	30	20	700		300		100	600					
Nease David	85	10		1000	150		3	3	4		6	20	8	400		200		140	200					
Steep James	260	120	120	7000	500	100	9		6		10		25	800		500		1500	500					
Hearvey George				R			4		2		4		11	400		32		500	200					
Larkey Isaac	173	20		2400	200		6		3	2	4	20	5	450		160		200	500					
Yancy Charles	115	80	60	5000	75		2		3		3		13	300		58		300	233					
Palmer Arok	46	10	40	1500	170		3		2		3		3	300					220					
Yancy Jeremiah				R	200		2		2		4		2	300				1000	200				300	
Nixon Andrew				"			3		3		14		6	300		170		100	180					
Williamson Eliza	120	20		1500	50		5		3		10		3	400		60		300	160					
Leap Selby	2		38	500			2		2		2		1	200				100						
Leap Sarah	80		80	800			4		3		9			250		30		200	200					
Leap Eliza	1	40	39	800			3		1	3	3			250		30		100						
Moore David D	40		80	2500	800	200	7	3	7	6	4		5	1400		425		1000	763				300	
Musick Anderson	80	30		2200			1		2		2		12	200		21		300	500					
Berman Patience	170	108	70	10,000	200		6	9	5		6	34	25	1000		160		1000	1000					
Paddelford Henry	160			3000	200	75	4		2					500										
Paddelford Davis	160			3000			2						2	200										
Hain Mastain	160	74		3000			2	3	2		3		8	500		100		200	200					
Kolston David	160	40		4000	300		4		2		4		3	300		300		300	250					
Crum William G	40	80	40	1500	250				2	1	2		7	250		30		25						
Dick John	240	80		9000	500	1000	16	4	11		20		15	2500		1274	300	1400	540					
Dick Sarah	150	80	40	5000																				
McGarvey Oliver	80	80		1800			8		2		2		4	1000										
White Edmund	80	20		1500			2		1		1			300		120		100	175					
Krisler Frederick	35		50	800			2	1	2		4	5	5	300				50	50					
Bochner Frederick	80	24		1200	100		2	1		3	3	3	3	300		45		50	90					
Thomkins Louis	40	10	40	1500	100		3		2		3		2	300		40		50	120					
Rambow Charles	50	40	90	1800	75		3		3		7		2	500		25		50	100					
Galinger William	200	80	140	6000	200	100	8	1	2		5		8	500		220		500	440					

4241  
 1976  
 1953  
 127,100  
 5730  
 1800  
 172  
 35  
 127  
 22  
 255  
 206  
 240  
 21300  
 1972  
 300  
 13565  
 8346  
 800



State of Missouri, enumerated by me on the 10<sup>th</sup> June 10 day of October, 1870.

Henry Berry, Ass't Marshal.

YEAR ENDING JUNE 1, 1870.

Cotton.	Wool.	Peas and Beans.	POTATOES.		Orchard products.	Wine.	Produce of Market Gardens.	DAIRY PRODUCTS.				SEED.			Hemp.	Flax.	Flax-seed.	Silk cocoons.	SUGAR.			BEES.		Forest products.	Value of Home Manufactures.	Value of animals slaughtered or sold for slaughter.	TOTAL VALUE.	
			Lbs.	Bush.				Bush.	Bush.	Dolls.	Dolls.	Lbs.	Lbs.	Gallons.					Tons.	Bush.	Bush.	Lbs.	Tons.					Lbs.
25	26	27	28	29	30	31	32	33	34	35	36	37	38	39	40	41	42	43	44	45	46	47	48	49	50	51	52	
	70		35					200													90				15	80	531.00	
								50																			390.00	
	60		30					30			2										38		100		25	75	423.00	
	40		60					300			3										6				15	100	700.00	
	21		10					200			1										10					50	449.00	
	65		10					200			1										10				25	100	829.00	
			40					50													60					30	210.00	
			15					400			25															200	1.177.00	
			6					100																			73.00	
	80		15		50			50																		70	751.00	
	35		15					150													15				10	40	355.00	
			10		50			200			8										60					150	1803.00	
			10					100			2															40	447.00	
	40		10					100													10				15	80	612.00	
			20					150													10					30	391.00	
																											88.00	
			50					150													60					165	890.00	
			5					50																		90	384.00	
			10					100																		70	369.00	
			20																								60.00	
			20					50																		40	270.00	
								50																		10	100.00	
	150		25		50			200													60	5	30		20	1000	2.492.00	
			10					100													130					50	511.00	
	140		15					400			1										70				30	250	1514.00	
			10		10			100			8										10					150	550.00	
			30					100																		50	635.00	
			5					50																		15	70.00	
			20		100			100			50										160	20	600			250	3.536.00	
			400					50																			45	503.00
	9		8					50																		15	76.00	
			20					50													35				5	25	164.00	
			5					200																		10	25	200.00
			20					100													1					25	147.00	
			7		25			200			15															175	1039.00	
709			966		255			1350			116									995	25	730			170	3505		

\* This will include only such cheese as is made upon the farm. Milk sent to cheese factories will be regarded as milk sold off the farm.







State of Missouri, enumerated by me on the 10<sup>th</sup> Jan to 10 day of October, 1870.

Henry Perry, Ass't Marshal.

YEAR ENDING JUNE 1, 1870.

TOTAL VALUE.

	Cotton. Bales (50 lbs.)	Wool. Lbs.	Peas and Beans. Bush.	POTATOES.		Orchard products. Dolls.	Wine. Gallons.	Produce of Market Gardens. Dolls.	DAIRY PRODUCTS.			SEED.			Hops. Lbs.	Hemp. Tons.	Flax. Lbs.	Flax-seed. Bush.	Silk cocoons. Lbs.	SUGAR.		BEES.		Forest products. Dolls.	Value of Home Manufactures. Dolls.	Value of animals slaughtered or sold for slaughter. Dolls.	Estimated value of all farm produc- tion, including bet- terments and addi- tions to stock. Dolls.				
				Irish. Bush.	Sweet. Bush.				Butter. Lbs.	Cheese.* Lbs.	Milk sold. Gallons.	Hay. Tons.	Clover. Bush.	Crass. Bush.						Maple. Lbs.	Cane. Hhds. (1,000 lbs.)	Molasses. Gallons.	Wax. Lbs.						Honey. Lbs.		
	25	26	27	28	29	30	31	32	33	34	35	36	37	38	39	40	41	42	43	44	45	46	47	48	49	50	51	52			
1		18		10		10			100			9									19						50	434.00	1		
2		15		15					50																	5	100	356.00	2		
3		40			5	10			100			10									300						100	1,537.00	3		
4		40		5	25				400			12									80				50	160	899.00	4			
5		60		5		100			300			15									40						150	1,080.00	5		
6				30					50												40						200	545.00	6		
7				10					200												40						300	936.00	7		
8				10					200												20						100	530.00	8		
9		45		4					100												60				15	65	655.00	9			
10				25					200												25						125	470.00	10		
11		50		100	10	25			200			1									18						300	1,249.00	11		
12		24		30					100												95			100		10	125	765.00	12		
13									200																			100	410.00	13	
14				25					200													25						175	243.00	14	
15				5					200													80						150	762.00	15	
16				5					100																			40	239.00	16	
17				10					50																	10	50	275.00	17		
18				20		15						10										40						45	795.00	18	
19				4		15			50			10										15						95	534.00	19	
20		50		20					250			1										25				50	150	972.00	20		
21				10					100			3																70	396.00	21	
22				50																								35	530.00	22	
23				10					100																					75.00	23
24																															24
25																															25
26				8					100			4																40	181.00	26	
27		60		9					200			4										40			8	160	522.00	27			
28				25					300													80						100	852.00	28	
29		30							100													100				10	50	462.00	29		
30		37							200													50				5	100	348.00	30		
31		80		10					100			4										125		100		30	100	439.00	31		
32		60		20		50			500			3										40				20	50	948.00	32		
33				60																		18						30	144.00	33	
34		20		5					200														50				10	80	252.00	34	
35				20					50														80					30	185.00	35	
36									25																					295.00	36
37				20		10			300																			200	911.00	37	
38		4				10			50																			50	181.00	38	
39		25		15		25			200			10										23		6	15		10	80	1,199.00	39	
40		20		15					500														80				15	100	1,291.00	40	
		670		610	40	27			6075			96										1608		6	215		248	2855	23,007		

\* This will include only such cheese as is made upon the farm. Milk sent to cheese factories will be regarded as milk sold off the farm.



SCHEDULE 3.—Productions of Agriculture in White Township, in the County of Benton, in the

Post Office: Cole Camp



1	ACRES OF LAND.			PRESENT CASH VALUE.		7	LIVE STOCK, JUNE 1, 1870.								15	PRODUCE DURING THE								24
	2	UNIMPROVED.		5	6		8	9	10	11	12	13	14	WHEAT.		18	19	20	21	22	23			
		3	4											16								17		
Name of Agent, Owner, or Manager.	Improved.	Wood-land.	Other unimproved.	Of farm.	Of farming implements and machinery.	Total amount of wages paid during the year, including value of board.	Horses.	Males and Asses.	Milk Cows.	Working Oxen.	Other Cattle.	Sheep.	Swine.	Value of ALL live stock.	Spring.	Winter.	Eye.	Indian Corn.	Oats.	Barley.	Buckwheat.	Rice.	Tobacco.	
	No.	No.	No.	Dolls.	Dolls.	Dolls.	No.	No.	No.	No.	No.	No.	No.	Dolls.	Bush.	Bush.	Bush.	Bush.	Bush.	Bush.	Bush.	Lbs.	Lbs.	
1	Wyson, James	160	80		2400	100		4					6	400				400	30					
2	Buttler, John	80	50		1500			6	1	3			4	200		140		500						
3	Newell, Benjamin	200	80	40	6000	100	200	5	2	2	2			500										
4	Medhee, Allen	160	20	80	3500			4	4	5	20	13	400				500	200						
5	Gunn, Joel	200	20	70	6000	100	100	7	7	5	2	15	6	1000		300		2000	800					
6	Wetzel, Samuel	80	30	40	2500	100	400	6	3	4	1	44	10	500		300		200	600					
7	Lloyd, Joshua	90	50	20	3000			17	9	14	27	24	1200		10		500	330					100	
8	Wammers, Benj	100	30		2500	100		8	6	12		21	700		100		100	800						
9	McIntire, Alex	350	100	70	7000	100		12	6	44	20	3	1400		200		1500	200						
10	Krahl, Peter	150	40	75	4000	100	150	6	5	47	7	10	900		300		500	300						
11	Neil, James, Jr	80			1600	200		2	1	3	2		350		11		100	100						
12	Larky, Isaac	160	20		2500	200		7	3	2	7	30	4	600		160		150	600					
13	Gray, Amore	120	20		1400			5	1	2		9	400				200	100						
14	McEntosh, Allen	65	40	50	2400				2	1	1		3	300										
15	Williams, George	50	10	15	1000			4	3	2	5		8	500		100		100						
16	Gulsten, Biard	80	40		1500	50		2	1	1		5	200		130		200							
17	Nickle, William	360	80		6000	250		4	2	6	4	15	6	10	700		150		50	175				
18	Darow, Daniel	160	40		2500	100		3	3	6		6	400		85		800	150						
19	Aunsbaugh, John	160	80		4400	200		4	2	4	18	15	7	800		50		100	200					
20	Hovary, George, W	80	40		1200			7	4	2	2	10	9	700		130		50						
21	Golden, Salmon	160	20		3000	100		4	4	6	19		12	700				400						
22	Shonston, James	80	20		1500	50		2	3	4	4		7	400				500						
23	Fowler, John	220	60		10,000	150	300	2	4	2	11		30	600		270		600	100					
24	Alberts, Henry	30	40		100				2	2	6			200				300						
25	Strake, Wenzel	160	40		2000			1	4	4	4		12	500										
26	Alberts, Harrison	160	40	80	3000	100		2	1	1		9	10	400		82		450	300					
27	Wright, Felix	20	60		1500			2						200										
28	Richmond, Sam	40	40	35	2500			4	4	3	4		2	900		109		250	75					
29	Shaubel, George	75	40	125	4000	100		3	1	5	6	8	10	800		100		500	200					
30	Willes, John, Jr	40		120	2000	100		2	1	1		3	8	400				500	200					
31	Willes, Henry, Jr	50	40	110	2500	100		3	2	1		8	400											
32	Jones, Jonathan	160	40		3000	75		2	1	1				250										
33	Paterson, Eli	40	20	80	2000			3	2	2	24			400				500						
34	Darison, James Jr	20	10	60	1500	100		3	2		4			400										
35	Moore, George, G	60	10	70	2000			2	1	2				200										
36	Bisell, James	120	40		3000	200		1	3	2	6	6	5	700		148		50	150					
37	Roberson, Joseph	80	35	20	2500	500		4		7	9	40	5	400				50	90					
38	Foster, John, Jr	100	10	10	2000			3	2		2		2	300		93		100	20					
39	Wright, George	80	40		3500	300		7	7	2	11		12	800				600	75					
40	Staddeleman, William	80	10	160	3500	100		6	2		5		3	400				500	75					

1120  
 11425  
 1330  
 125000  
 5675  
 1100  
 16926  
 12657  
 317  
 255  
 284  
 21400  
 2968  
 13250  
 5890  
 1100



State of Missouri, enumerated by me on the 1<sup>st</sup> Instant 10 day of October, 1870.

Henry Berry, Ass't Marshal.

YEAR ENDING JUNE 1, 1870.

Cotton. Bales (450 lbs.)	Wool. Lbs.	Peas and Beans. Bush.	POTATOES.		Orchard products. Dolls.	Wine. Gallons.	Produce of Market Gardens. Dolls.	DAIRY PRODUCTS.			SEED.				SUGAR.			BEES.		Forest products. Dolls.	Value of Home Manufactures. Dolls.	Value of animals slaughtered or sold for slaughter. Dolls.	TOTAL VALUE. Dolls.								
			Irish. Bush.	Sweet. Bush.				Butter. Lbs.	Cheese.* Lbs.	Milk sold. Gallons.	Hay. Tons.	Clover. Bush.	Grass. Bush.	Hops. Lbs.	Hemp. Tons.	Flax. Lbs.	Flaxseed. Bush.	Silk cocoon. Lbs.	Maple. Lbs.					Cane. Hhds. (1,000 lbs.)	Molasses. Gallons.	Wax. Lbs.	Honey. Lbs.				
25	26	27	28	29	30	31	32	33	34	35	36	37	38	39	40	41	42	43	44	45	46	47	48	49	50	51	52				
																										50	262.00	1			
	1		4	10				50																		45	457.00	2			
	70		10	5				50													35					100	158.00	3			
																												330.00	4		
					50			300			24											240				140	2,236.00	5			
	50				50			300			6															10	60	895.00	6		
	30				10			300			2											60				10	200	749.00	7		
			20	15	100			200														30				20	140	810.00	8		
	40		15					300			3											30				50	200	1,404.00	9		
	10		10		10			200			4											50		20		7	240	1,052.00	10		
			10					25																			20	131.00	11		
	50		25					200														40				40	80	682.00	12		
			10					50														15					40	202.00	13		
	20							300																			10	75	301.00	15	
			12					50														14					40	293.00	16		
	10		5					350			2															5	300	100	472.00	17	
			5					150																			20	200	797.00	18	
			20					300																				60	238.00	19	
	38		5					150														25				45	100	356.00	20		
								150																			140	376.00	21		
			5					100																			50	322.00	22		
			10					100																			150	783.00	23		
			10					150														30		25			60	262.00	24		
			8					100														60					90	571.00	26		
			5																									2.00	27	27	
			10					100																			40	329.00	28		
	20		30					100			10											40				25	40	556.00	29		
			30					50																			60	413.00	30		
																														31	31
																														32	32
	130		5					150														6					50	374.00	33		
																														34	34
																														35	35
			50					100																				30	308.00	36	
	76		10					300			10																30	80	358.00	37	
	14		13		20			50														10					50	254.00	38		
			10					25																			40	380.00	39		
			20					25																			60	233.00	40		
558			30		240			175			51										5				5	345		20	50	17,366	

\* This will include only such cheese as is made upon the farm. Milk sent to cheese factories will be regarded as milk sold off the farm.



SCHEDULE 3.—Productions of Agriculture in White Township, in the County of Benton, in the

Post Office: Cool Camp



Name of Agent, Owner, or Manager.	ACRES OF LAND.			PRESENT CASH VALUE.		Total amount of wages paid during the year including value of board.	LIVE STOCK, JUNE 1, 1870.								PRODUCE DURING THE YEAR.									
	Improved.	UNIMPROVED.		Of farm.	Of farming implements and machinery.		Horses.	Mules and Asses.	Milk Cows.	Working Oxen.	Other Cattle.	Sheep.	Swine.	Value of All live stock.	WHEAT.		Rye.	Indian Corn.	Oats.	Barley.	Buckwheat.	Rice.	Tobacco.	
		No.	Wood-land.												Other unimproved.	Dolls.								Dolls.
1	2	3	4	5	6	7	8	9	10	11	12	13	14	15	16	17	18	19	20	21	22	23	24	
Crowney, Joseph	40			800			2		2	2	2	1	2	300				200						
Bristley, James	400	60	80	10,000	100	300	13	2	17	4	44	75	15	1400		80		500	300					
Brodhead, James	140	100	260	10,000	100	100	3		4	4	5	55	4	600		48		1000	225					
Wheeler, Commodore	80	90	430	6000	100		5		4	4	8		1	600		16		700	100					
Droyel, Frederick	5	5	75	1000	50		4	1	2		2		3	400				250						
Chins, George	25		15	800			3						1	350										
Posson, Daniel	60		60	1500			3		2		2		1	400										
McClung, James W	75	10	85	2400			6		2	4	3		2	700		25		130	120					
Dove, John	80	5		1200			4		1				3	350										
Sate, Simian	40	10	150	4000	100			2	2		2			400		110								
Sate, John	40		40	1600			2		1	2	1			300				100						
Swisher, James	40		40	800					1		2			50										
Ferguson, James	20		120	1200			1			3				150										
Brown, William	80	9		2200	100	200	2		1	2	1			400		420		300	175					
Yeater, George W	160	20		4000	100		9	2	13		15	25	9	1000		500		1300	800					
Yeater, George L	160	20		4000			3	1	3	4	4		6	600		300		300						
Owens, Arculus	200	60		5000			6		3	9		9		500				200						
Harman, Jacob	60	10	35	2000	200		1	2	2		9		18	400				500	100					
Murphy, James	40	5		800			2						5	200										
Clark, Adica	80			1600			3		1		1		6	250										
Pulaska, Henry	40			600			3		1		4			250										
Corman, Jacob	66	18	5	2000			3		2		5			300		140		150	350					
Allen, William	80		40	2500	200	100	5	3	4		11	5	9	800		170		900	130					
Vanmarta, Benjamin	66	13		1600	200	40	3		4		6		5	500		155		300	265					
Corman, John	66	13		1600	100		5		3		9	6	4	500		169		300	240					
Nedecker, Rodolf	60	5		1200	100		2		2		6		2	400		93		200	70					
Gooden, Amos	80	25		2500	50		10		3		5	20	6	600		70		300	50					
Carly, John	10			2000			2		1		1			200										
Hughes, Joseph	80	20	100	4000	150		11		4	2	15	30	6	800		200		300	30					
Hughes, Gustas	105	23		2500	100		4		2	2	11		9	600		500		300	200					
Brame, Richard	150	120		10000	150		11		10		12		25	1500		300		800	250					
Hughes, William	100	26		2500	100		4		3		8	6	9	500				300	100					
Huston, Stephen	40	20	10	1400			4		1		4		11	500		37		200						
Dusker, Solomon	120	40		3000			2		4		9		3	500		180		1000	230					
Gooden, Warren	80	30		2000	150	75	3	3	5	2	22		18	1000		300		500	200					
Clift, John W	50	15		1500			3	1	2		4			400		900		600	90					
Hopkirk, Walter	120	40		3500	200		9		1		12	14	9	500		150		500	100					
Gray, James	140	20	25	3500	100		4	2	6		8	20	20	600		400		1200	400					
Garland, John	200	80		5000	100		9	2	9		35	15	16	1000		100		1000	900					
Stratten, George	80	10		1500			2		2		2	6	12	200										
	3558	922	1590	115300	2550	815	167	21	128	35	293	277	25	21000		5263		14130	5245					



State of Missouri, enumerated by me on the 1<sup>st</sup> June to 10 day of October, 1870.

Henry Berry, Ass't Marshal.

YEAR ENDING JUNE 1, 1870.

1	2	3	POTATOES.		Orchard products.	Wine.	Produce of Market Gardens.	DAIRY PRODUCTS.			SEED.			SUGAR.			BEES.		Forest products.	Value of Home Manufactures.	Value of animals slaughtered and sold for slaughter.	Estimated value of all farm production, including betterments and additions to stock.	TOTAL VALUE.					
			Irish.	Sweet.				Butter.	Cheese.*	Milk sold.	Hay.	Clover.	Grass.	Hops.	Hemp.	Flax.	Flax-seed.	Silk cocoons.						Maple.	Cane.	Molasses.	Wax.	Honey.
1								100																120.00	1			
2	170		20		50			500			90							80		100			250	1,761.00	2			
3	200		10					100			20											10	70	1,023.00	3			
4			10					100															40	471.00	4			
5			100					150															150	400.00	5			
6																										6		
7																										7		
8			12					50															50	204.00	8			
9																										9		
10																							25	135.00	10			
11			200					50																160.00	11			
12			20																				30	40.00	12			
13																										13		
14			10					150															45	720.00	14			
15	40		15					400														40	100	1709.00	15			
16			10					100														10	30	535.00	16			
17								100															100	220.00	17			
18			10					100															30	345.00	18			
19																										19		
20																										20		
21																										21		
22			50					100			2							12					90	516.00	22			
23	20		125					200										19				30	130	850.00	23			
24			50					200										10					60	541.00	24			
25	10		40					100										13		40			75	641.00	25			
26			100					100			4												50	381.00	26			
27	28		15					200			6												100	455.00	27			
28																										28		
29	30		20					200			6												90	531.00	29			
30								150			2												80	860.00	30			
31			10		10			200			10									20			300	1,297.00	31			
32	12							150			2												80	323.00	32			
33			25					100										50					60	254.00	33			
34			5					150										4					10	818.00	34			
35			40					250			6											15	90	865.00	35			
36			20					50															8	1,264.00	36			
37	17		5					100										60					4	75	576.00	37		
38	50		5					100										40					40	45	1,302.00	38		
39	50		5		10			200			10							10		100			40	160	1,262.00	39		
40	12		25					100										15					30	7300	40			
	639		957		70			4550			146							317		260			199	20,672				

\* This will include only such cheese as is made upon the farm. Milk sent to cheese factories will be regarded as milk sold off the farm.



SCHEDULE 3.—Productions of Agriculture in White Township, in the County of Benton, in the  
 Post Office: Cole Camp



Name of Agent, Owner, or Manager.	ACRES OF LAND.			PRESENT CASH VALUE.		Total amount of wages paid during the year including value of board.	LIVE STOCK, JUNE 1, 1870.							PRODUCE DURING THE YEAR.										
	Improved.	UNIMPROVED.		Of farm.	Of farming implements and machinery.		Horses.	Mules and Asses.	Milch Cows.	Working Oxen.	Other Cattle.	Sheep.	Swine.	Value of all live stock.	WHEAT.		Rye.	Indian Corn.	Oats.	Barley.	Buckwheat.	Rice.	Tobacco.	
		No.	Woodland.												Other unimproved.	Dolls.								Dolls.
1	2	3	4	5	6	7	8	9	10	11	12	13	14	15	16	17	18	19	20	21	22	23	24	
1 League, Thomas	80	4	3	1500			2	2	3	4	6	175		56		150								1
2 League, William	96	40		200			2	2	5	7	11	200		45		200	100							2
3 Giddings, Thomas	60	25	60	3000	100		6	3	9		7	600		60		300	170							3
4 Benecoter, Levi	160	20		4000	400		10	6	23	12	24	800	30			500	500							4
5 Ellis, Morgan				8	400		6	3	8	5		10	1000		164		800	400						5
6 Ellis, Nathan	90	28	40	10000					3	8		12	250											6
7 McDaniel, William	100	50	49	4000			9	4	3	5	50	10	800		175		250	100						7
8 Ellis, Lafayette	70	40	100	4000	100		3	8	20		16	500		40		300	200							8
9 Pickeral, Jesse	50	24		1500	100		4	4	6	12	35	24	800		300		500	400					100	9
10 McMillian, Samuel	170	50	40	4000	100		3	4	2	6		3	500		30		500	250						10
11 McMillian, John B.	140	80	70	4000			3	2	5	10		10	500		120		250	100						11
12 Rains, James	60	10	12	1500			2	2	4	4	14	9	500		110		300	200						12
13 Davis, James W.	60	40	8	2500			7	3				17	400		18		200	300						13
14 Overhiner, George	40	20	40	2000			3	1	2	2	8	6	400		35		100	60						14
15 Griggs, John S.	70		10	1500			3	3	7	12		500		47		250	100							15
16 Dunkin, Thomas	280	80	80	8000	100		13	1	3	5		9	1000		50		400	500						16
17 Hurst, James W.	40	5		800			3	2	1		6	400				100	50							17
18 Brough, John	60	70	10	1600			4	3	5	6	12	500		100		250	75							18
19 Morris, John	100	28		3500			2	2	4		12	200		100										19
20 Weaver, Gabriel	100	20	7	3000			2	2	1		5	300												20
21 Conway, Ruben	120			2500			4	2	4	2		6	700											21
22 Little, Oliver	80	20	30	2000	100		4	2	2	12	13	500		18		400	160					100		22
23 Yanson, John	90	10	20	2400			2	2	4	16	6	300				300	60							23
24 Owens, Elazer	60	8	40	2400			6	3	5		10	400		200		150	75							24
25 Hollis, William Jr.	40			800				2	2	5		7	200			250	100							25
26 Colwell, James	50	40	10	2000	50		5	2	2	10	10	450		20		300	100							26
27 Sullers, John R.	300	40	60	4000	50		5	2	3	9		10	600		100		300	50						27
28 Smith, James	100	40		2500	100		7	5	4	6		2	600			300	100							28
29 Thomas, James P.	95	35	10	3000			6	1	1		8	500				300	100							29
30 Haten, George	280	100	30	4000	100		4	2	5	20	13	700		250		300	500							30
31 Carter, Albert	120	40		3300			5	4	8		13	500		300		500	200							31
32 Owens, John R.	60	80	60	2800			2	2	3		11	350					300							32
33 Oaks, Sannuel	60	20		1500			7	9	2	20	70	14	900		30		300	10						33
34 Wood, Russel	70	40		2000			3	1	3			300												34
35 Smith, Levin	40			800			1	1	1		5	150												35
36 Boyd, Thomas	160	40		4000			2	2	5		4	400				100	50							36
37 Keller, John S.	120	65	55	4000	100		6	8	2	20	25	10	800		200		600	150						37
38 Markel, Samuel	65	20		2000			3	2	4		8	400		96		300	400							38
39 Waley, Waitman	70	30		1000	100		5	2	2	8	7	600		12		280	300							39
40 Young, John W.	70	30	140	4000			1	2	1		11	400				100	50							40

3922 1296 954 1196 1900 160 14 123 30 213 209 371 2075 30 2716 10136 210 200



State of *Missouri*, enumerated by me on the *1<sup>st</sup> June to 10* day of *October*, 1870.

*Henry Berry*, Ass't Marshal.

YEAR ENDING JUNE 1, 1870.

1	2	3	POTATOES.		Orchard products.	Wine.	Produce of Market Gardens.	DAIRY PRODUCTS.			SEED.			SUGAR.			BEES.		Forest products.	Value of Home Manufactures.	Value of animals slaughtered or sold for slaughter.	Estimated value of all farm production, including but not additions to stock.	52					
			Irish.	Sweet.				Butter.	Cheese.*	Milk sold.	Hay.	Clover.	Grass.	Hops.	Hemp.	Flax.	Flaxseed.	Silk cocoons.						Maple.	Cane.	Molasses.	Wax.	Honey.
	5		15		10			100															20	193.00				
	10		20	5				100															20	289.00				
			20					150															80	398.00				
	20		20		25			300															120	691.00				
			15		20			200															85	876.00				
																							15	100				
	175		10					300																	572.00			
			8					150			3												70	369.00				
	120		150					300			10												400	50	1,176.00			
			10					50																20	705.00			
			10					50																90	390.00			
	39							100															20	75	456.00			
			5					100															60	10	125	425.00		
	10		4					25															20	5	50	194.00		
	30		50					150															50	10	60	371.00		
			5								6													400	100	652.00		
			5					100															30		40	147.00		
	12		12					100			1												15		65	367.00		
																										100.00		
	24		6					200															30	85	470.00			
	30		7					100																10	50	266.00		
			5					100																	30	357.00		
			20					100															30		60	270.00		
	40		50					250															35	15	125	454.00		
								400			8												20		100	540.00		
			10					200																		100	335.00	
								50																		60	260.00	
	50		10					100																		125	763.00	
								100			2												80		60	770.00		
			6					100															30		20	178.00		
	150		10					200															8		10	80	368.00	
			10					200																			40	83.00
																											70.00	
	100							50			20												40	50	15	150	1,190.00	
			25					100			8																50	573.00
	14		4					200																			40	318.00
																											25	93.00
	629		522	5	55			1525			56												957	550	120	2120	1585	

\* This will include only such cheese as is made upon the farm. Milk sent to cheese factories will be regarded as milk sold off the farm.



SCHEDULE 3.—Productions of Agriculture in White Township, in the County of Benton, in the  
 Post Office: Cole Camp



Name of Agent, Owner, or Manager.	ACRES OF LAND.			PRESENT CASH VALUE.		Total amount of wages paid during the year, including value of board.	LIVE STOCK, JUNE 1, 1870.								PRODUCE DURING THE YEAR.									
	Improved.	UNIMPROVED.		Of farm.	Of farming implements and machinery.		Horses.	Mules and Asses.	Milk Cows.	Working Oxen.	Other Cattle.	Sheep.	Swine.	Value of ALL live stock.	WHEAT.		Rye.	Indian Corn.	Oats.	Barley.	Buckwheat.	Rice.	Tobacco.	
		Wood-land.	Other unimproved.												Dolls.	Dolls.								Dolls.
1	2	3	4	5	6	7	8	9	10	11	12	13	14	15	16	17	18	19	20	21	22	23	24	
1 Poplin Wilber	80	15		1200			1	2	2	2	12		250				30							
2 Marten John	80	15		1200			1	2	2		2	15	400				100							
3 Lefler Henry	40	40	120	2000	100		8	4		6	35	5	600		50		300	200						
4 Weaver Jacob	10		80	1000			2	1					100		4									
5 Carpenter John	80	10		1500		160	2	2		5		11	400		7	7	500	200						
6 Laraway Isaac	70	10	10	1000			1	1		1			300											
7 Leak Robert	80	10		1600			4	2		2		4	400				100							
8 Sinkens Anderson	20	15	60	1000			1	2	6	6		20	400				300							
9 Barrow Samuel	100	40	40	1000			3	4		7	18	2	500		25		300	100						
10 Hul Henry	80		240	3000	200		4	2		2		4	500											
11 Williams David	40	10		800					1	2	1		150											
12 Elmore George	12		68	1000			2	2		3		1	300		28		100							
13 Mitchel Charles	40		40	1000	100		3	5		8		5	500		100		100	100						
14 McNett Asahel	20		20	600			2	1		1	7	4	300				150	20					100	
15 Coats Susan	55		25	1000			3	3		3	5	1	200		45		100	200						
16 Brier David	120	20		4000			6	5		26		20	900				2000	300						
17 Mumert Alvan	160	40		2000			6	4		8		12	500		240		950							
18 Hanfelt Mintie	123	40		1800	100		2	5	2	13		8	500		147		250	150						
19 Wheeland Thomas	160	31	160	4000	100		3	3	6	7	18	8	500	13			300	200						
20 Timson George	80	10		1000			2	1		1			200											
21 Neil John	240	80		4000	250		2	2	5	3	10	2	450		25		400	250						
22 Ray Elizabeth	160	40		2500			3	1	4		8	10	400		30		100							
23 Johnson William	170	40		2500			6	1	5		9	40	500		60		400	200						
24 Spangenberg Gaick	20	5	55	600			2		1		1	4	250											
25 Marlow John	37	60	363	6000			2	2	6		10	9	500				400	75						
26 Spangenberg Wesley	80	60	80	4000	100		7	8		40		25	1500		200		1200	600						
27 Ellis Robert	80	10		1800	100		3	4	7		18	20	800		200		300	200						
28 Davis Samuel	40			700					1	2	2	14	3	200		16		500						
29 Chastain Joseph	160	40		4000	100		10	2	4		4	56	600		370		500	500						
30 Richey Thomas	100	50	130	5000			9	1	4		8	40	800		400		200	111						
31 Davis James	26			300					3		3		100											
32 Nancy Joel	160	400	40	6000			5	2	5		13	14	800		186		250	300						
33 Harvey Charles				50			6	1	2		7		600				250	150						
34 Payton John W	40	40	40	1200	100		3	1		1		3	500		50		400							
35 Work John et	45	57	115	1500	100		2	2		2		2	300	20			50	15						
36 Huston Thomas	80	40	160	3600	100	200	5	1	5		5		15	600		86		1200	165					
37 England John	25	50		1200			6	2	2	10		10	600		14		250							
38 Kund Susan	130	100	50	3000			6	3	4		5	12	10	600		72		200	100					
39 Holand James	12	24		400			2	1	2		2	5	4	300		14		50						
40 Holway Titus	24	105		1600			4	3	2	2		8	500		93		100							
	2019	511	1896	81600	1450	260	139	22	122	29	257	326	257	19000	33	2550	12350	456						100



State of Missouri, enumerated by me on the 1<sup>st</sup> June 1870 day of October, 1870.

Henry Berry, Ass't Marshal.

YEAR ENDING JUNE 1, 1870.

Cotton. (450 lbs.)	Wool. Lbs.	Peas and Beans. Bush.	POTATOES.		Orchard products. Dolls.	Wine. Gallons.	Produce of Market Gardens. Dolls.	DAIRY PRODUCTS.			Hay. Tons.	SEED.		Hops. Lbs.	Hemp. Tons.	Flax. Lbs.	Flax-seed. Bush.	Silk cocoons. Lbs.	SUGAR.		Molasses. Gallons.	BEES.		Forest products. Dolls.	Value of Home Manufactures. Dolls.	Value of animals slaughtered or sold for slaughter. Dolls.	TOTAL VALUE. Dolls.			
			Irish. Bush.	Sweet. Bush.				Butter. Lbs.	Cheese.* Lbs.	Milk sold. Gallons.		Clover. Bush.	Grass. Bush.						Maple. Lbs.	Cane. Hhds. (1,000 lbs.)		Wax. Lbs.	Honey. Lbs.							
25	26	27	28	29	30	31	32	33	34	35	36	37	38	39	40	41	42	43	44	45	46	47	48	49	50	51	52			
	32																									40	64.00	1		
	40																										90	132.00	2	
	60		15					200																			100	4.45.00	3	
																														4
			30					100														20				60	512.00	5		
																														6
								100														16				50	128.00	7		
			25					100																		10	60	252.00	8	
	20		10					200														20				60	336.00	9		
																														10
																														11
			6					100														15								12
								500																		10	30	330.00	13	
	12		20					50														25				60	201.00	14		
	8							250																		40	267.00	15		
			30					250														30				100	1,300.00	16		
								300																		80	855.00	17		
			15					500														18			15	30	473.00	18		
	65		12					200														10				50	363.00	19		
																														20
	11		10					100														25				30	395.00	21		
	40		5					100														40			30	80	234.00	22		
	200		10					200														40			20	125	610.00	23		
																														24
	23		5					200																	30	20	328.00	25		
			15					200														40				300	1,407.00	26		
	50		15					300														22				80	603.00	27		
	21							50														40			20	20	342.00	28		
	100		10					200														50				80	1,000.00	29		
	70		5					200														40				95	702.00	30		
																														31
			25					400																		130	653.00	32		
								50																		40	235.00	33		
			20																							50	310.00	34		
			12					50																		10	77.00	35		
			20					400																		50	892.00	36		
			10					200														90				50	279.00	37		
	18		5					200																	15	50	324.00	38		
	10		5					200														11				40	130.00	39		
			5					200																		40	225.00	40		
	780		340					1100														550			150	2120	1453			

\* This will include only such cheese as is made upon the farm. Milk sent to cheese factories will be regarded as milk sold off the farm.













SCHEDULE 3.—Productions of Agriculture in Williams Township, in the County of Benton, in the

Post Office: Cole Camp

Name of Agent, Owner, or Manager.	ACRES OF LAND.			PRESENT CASH VALUE.		Total amount of wages paid during the year, including value of board.	LIVE STOCK, JUNE 1, 1870.								PRODUCE DURING THE YEAR.									
	Improved.	UNIMPROVED.		Of farm.	Of farming implements and machinery.		Horses.	Mules and Asses.	Milch Cows.	Working Oxen.	Other Cattle.	Sheep.	Swine.	Value of all live stock.	WHEAT.		Rye.	Indian Corn.	Oats.	Barley.	Buckwheat.	Rice.	Tobacco.	
		No.	Wood-land.												Other unimproved.	Dolls.								Dolls.
1	2	3	4	5	6	7	8	9	10	11	12	13	14	15	16	17	18	19	20	21	22	23	24	
Stebman Henry	20	100		1000			2	3		3		5	270		17		75	16		5				
Allday Cord	30	45		600			1	4	2	2	10	7	250		30		150	60						
Feldman John	20	75	20	1200			2	4		2	4	5	280		20		75	50						
Parks Joseph W	60	200		3000			4	2	6	2	23	26	1000		70		50	200					25	
Allday Henry	20	110		600			2	3	2	5	10	4	425		20		100	35						
Meyer John	15	80		600			3	4	2	1	6	4	430		20		75	25						
Miller John	20	100		400			4	1	6	2	6	12	10	725		18		50						
Mahnken Trudok	15	45		300											30		75	15						
Wonsus Clause	25	265		2000			5		6		12	18	15	700		50		200	150				25	
Mahnken John F.	35	169		2000			6		6	2	16	8	8	865		80		100	30				25	
Heisterburg Heirs	20	140		1000			6		6	2	6	8	16	650		40		150	45					
Litgen Christ	20	196		1000			4		4	2	12	22	12	675		40		100	30		4			
Wichman Joseph	50	190		1200			7		7	2	6	18	20	950		75		200	350					
Young Isaac	28	57		450			3		1		2	6	11	250		65	11	150	40					
Schitt Henry	25	125		600			2		3		5	8	9	350		50		50	25					
Lutgen Dedrick	20	170		600			5		3	2	4	7	7	570		36		25	10		1			
Lackman Henry	15	105		400			2	2	3		3	10	10	400		12	5		25					
Lutgen Gervik	25	115		600			4		4	2	8	12	11	640		60		50	100					
Kreisel Eugene J.	20	370		3600			8	2	7		8	35	25	1000				400	35					
Ficht Herman	40	160		900			7		8		4	21	11	800		60		50	60					
Lashell William	20	100		500			1		4	2	3	10	10	340		32		85	20					
Fagin Clause	20	80		600			1		3					175										
Millins Anna	8	25		200			1		1			5	3	120				30						
Brings Didrick	40	150		2000	50		6		6		26	18	15	900		80		300	75					
Leeters Henry	20	108		500			3	1	2	2	7	17	25	525		50		100	200					
Eaton John	18	62	80	600			4		3		6	6	8	400				60	20					
Johnson Mary	40	40	40	800			2		2			2	190		10		200	300					25	
Borchur Herman	40	160		1000			6		6	2	12	10	20	600		50		250	30					
Lambush Louis	15	65		500			1		4	2	5	16	18	300		20		50	50					
Lambush Henry	20	120		500			5		4		6	20	12	600		30		50	20					
Hink Milkens	25	135		500			4		5		6	13	11	550		50		15	20				25	
Borchur Henry	20	110		600			3		3	2	2	8	10	460		55			20					
Brunce Henry	50	110		1000			4	1	4	2	4	11	15	675		50		250	25					
Haas Clause	40	80		600			3		4	2	4	11	13	450		40		20	12					
Cordes John	25	60		500			3		5	2	6	12	12	550		70		200	20					
Byers Daniel	24	107		800			4		4	2	5	4	10	490		90		80	50					
Barnes David	170	126		2000	50		1		3	2	4		15	530		85			40					
Stemmu Edmond	15	65		1000			4		6		3		25	575		128		200	100					
Karver Ebenezer	50	150		2500			1	1	1				6	200				100						
Kennedy Woodford	20	140		600			1		3	2	3	4	10	300				50						

4175-76-77-78

1185 10 16 44 224 406 442 20180 1628 16 4005 2205 10 125









SCHEDULE 3.—Productions of Agriculture in Williams Township in the County of Benton, in the  
 Post Office: Cole Camp

Name of Agent, Owner, or Manager.	ACRES OF LAND.			PRESENT CASH VALUE.		Total amount of wages paid during the year, including value of board.	LIVE STOCK, JUNE 1, 1870.							PRODUCE DURING THE										
	Improved.	UNIMPROVED.		Of farm.	Of farming implements and machinery.		Horses.	Mules and Asses.	Milch Cows.	Working Oxen.	Other Cattle.	Sheep.	Swine.	Value of all live stock.	WHEAT.			Indian Corn.	Oats.	Barley.	Buckwheat.	Rice.	Tobacco.	
		Wood-land.	Other unimproved.												Dolls.	Dolls.	No.							No.
1	2	3	4	5	6	7	8	9	10	11	12	13	14	15	16	17	18	19	20	21	22	23	24	
Phelan Jeremiah	10	100		500		20	4	3	3	14	20	380		24	100									
Phillips Moses Sr	40	150		1800		25	7	4	2	18	52	28	1000	135	350	100							200	
Goshen Clause	40	50		1200			8	6	2	9	20	14	700	75	350	100			5					
Eckhoff Harmon	35	145		1800			4	8	2	11	80	13	750	100	300									
Donald James	60	65		2000	25		2	2		3		11	250		300									
Holloway Elizabeth	30	70		1200	15		1	2		3		10	160	100	250									
Short Amy	65	15		2000			2	1	2	5	10	285			500								100	
Lucker Preston W	150	250		4000			6	10		24		33	865	100	500	170								
Mohrman Clause	70	90		3600			8	7	4	6	15	17	830	60	400	300							25	
Mayer Henry	40		40	1600			6	7		9	18	6	810	60	450	120								
Bokaman William	60	65	30	2200			3	7		4		5	400		200	100								
Kisterby Amy	140	100	120	3500	30	280	5	7	6	2	20	16	1200	75	250	150								
Harmes Dicks	30	210		2300			6	3	9	6	6	10	1000	36	250	100								
Eckhoff John	65	100	63	2000			10	8		24	12	6	990	90	150	80								
Milouan John W	9	71		500			2	3		2	8	2	170	15										
Ebling Nicholas	40	200		1500			3	3			4	12	280	35	15	30			1					
Meisner Henry	13	87		700			4						250		30									
Meisner Ain	50	150		1500			5	1	6		12	24	11	850	72		150			13				
Schraakenburg John	40	20		1300			2	2		1			250	90	20									
Grother Louis	40	120		1500		50	6		6	12	8	12	700	30	200	200								
Harmes Amy	60	220		1000		20	4		4	5	10	5	525	40	25	60								
Grother John	30	90		1000			3		4	7		2	400	40	25	75								
Milouan John	15	105		400			2		2	2	5	5	275	20										
Grother Amy	30	166		2000			1		2	1	6	2	150	80	100	25								
Huffman Michael	15	27		400			5		4	3	8	11	580	71	75	40								
Burger Charles	140	170		10000			2		3	2	5		400	275	240	200								
Mohrman Clause	100	60		4000			2		5			15	300	100	500	300								
Seldman John J	75	45		1500			2		3			10	225		150									
Schubert John	50	110		2000			1		4	8	7		310	180	100									
Fascett Amy	55	25		1500			2		1	2			350		75									
Hoag William	50	60		2500		100	4		3	8		25	755	12	118	2000	225							
Peters Amy	70	250		4000			2	3	13		13	30	15	890	61	500	60							
Orenburg Adolph	30	130		500			3		3		4	4	300	20	55	30								
Bokman Peter	100	140		3000	150		5	2	8		22	23	24	1200	116	250	450							
Bingus John	100	40		2500	75		6	4	8		15	18	32	1350	41	1000	200							
Ebling John	100	80		2000		220	4		6		10	13	8	460	60	60	200							
Cookburn Thomas	60	210	20	2500		110	2		3	4	7		10	625										
Cook E. A.	35	30	45	1500			1	1					200		400	400								
Norris Taylor and Co	14		66	500			2		1				3	250		100	35							
Wynn Julia	40	40	40	1000					5	2	3	4	2	285	5	20	20	50						
	216	511	939	7000	295	825	127	21	182	32	280	351	424	2190	17	2268	10260	3980		19			325	



State of Missouri, enumerated by me on the 15<sup>th</sup> day of September, 1870.  
Henry Perry, Ass't Marshal.

YEAR ENDING JUNE 1, 1870.																									TOTAL VALUE.			
Cotton.	Wool.	Peas and Beans.		POTATOES.		Orchard products.	Wine.	Produce of Market Gardens.	DAIRY PRODUCTS.			SEED.			SUGAR.			BEES.		Forest products.	Value of Home Manufactures.	Value of animals slaughtered or sold for slaughter.	Estimated value of all farm produce on hand at the close of the year, including additions to stock.					
		Bales (450 lbs.)	Lbs.	Bush.	Bush.				Bush.	Dolls.	Dolls.	Dolls.	Lbs.	Lbs.	Gallons.	Tons.	Bush.	Bush.	Lbs.					Tons.	Lbs.	Bush.	Lbs.	Hhds. (1,000 lbs.)
25	26	27	28	29	30	31	32	33	34	35	36	37	38	39	40	41	42	43	44	45	46	47	48	49	50	51	52	
	16		18					110													60				16	85	232	
	85		25					110			2														60	200	529	
	40		20					100							30						30				30	75	469	
	50							108			2										45				30	75	431	
								100																		150	320	
			35					140																		75	345	
			50								3															100	1125	
	50		60					140			12										40					225	882	
	30	4	15					110													40				30	100	586	
	30		40					325																	22	60	515	
								210																		60	242	
	18		30		10			100			10										25				20	200	647	
	15		20					220			4										5				100		405	
	24		10					110			1										5				10	40	296	
			8																							30	119	
			12					52			7				8						9		36		13	35	201	
											2																32	
	24	1	25					160			6				25						10				25	30	312	
											1										5						112	
	20							50			4				15						30				25	100	428	
	15		20		10			60			8										5		60		30		236	
	14		12					26							5	1					5				15	15	145	
											1										3						32	
			10					52			4				5						10					30	233	
	14		8					68													30					50	140	
			10								16															48	688	
			50					50			2										50					80	630	
			25					50			1										20		240			80	233	
								100																		25	275	
			80					40																			97	
			15					100																	60		1310	
	100		60					1500													20				260		875	
			60					25			2														25		146	
	60		25	8				480			26										20				60	195	1094	
	30		25					160			25				20						40				45	150	1152	
	20		30					110			4														20	65	340	
			20					100			10																130	
			4	20																	40						22	1100
	10		12					25													15					25	112	
																											23	
	65		950	8	20			511			15				108	1				503			306		151		15176	

\* This will include only such cheese as is made upon the farm. Milk sent to cheese factories will be regarded as milk sold off the farm.













SCHEDULE 3.—Productions of Agriculture in Williams Township, in the County of Benton, in the

Post Office: Cole Camp

Name of Agent, Owner, or Manager.	ACRES OF LAND.			PRESENT CASH VALUE.		Total amount of wages paid during the year, including value of board.	LIVE STOCK, JUNE 1, 1870.								PRODUCE DURING THE									
	Improved.	UNIMPROVED.		Of farm.	Of farming implements and machinery.		Horses.	Mules and Asses.	Milch Cows.	Working Oxen.	Other Cattle.	Sheep.	Swine.	Value of ALL live stock.	WHEAT.		Rye.	Indian Corn.	Oats.	Barley.	Buckwheat.	Rice.	Tobacco.	
		Wood-land.	Other unimproved.												Spring.	Winter.								
	No.	No.	No.	Dolls.	Dolls.		Dolls.	No.	No.	No.	No.	No.	No.	Dolls.	Bush.	Bush.	Bush.	Bush.	Bush.	Bush.	Bush.	Lbs.	Lbs.	
1	2	3	4	5	6	7	8	9	10	11	12	13	14	15	16	17	18	19	20	21	22	23	24	
Brace Claus A	55	40	45	2000	100		3	1	3		13	10	5	560		100		100	250					
Miller Dedrick	95	30	60	2500	200	300	4	4	6		10	18	10	920		225		75	300					
Eckhoff Peter	25	95		800		20	3		4		1	9	6	360		40		50	40					
Meyer Albert	80	400		2000			2		2					180				500	25					
Balka John	120	160		2000			10	9	8	2	15	24	15	2000		100		75	100					
Eckhoff Herman	100	70		3000			7	3	6	2	4	24	20	1180		265		200	100					
Mahnken John A	200	420		7500	125	300	13	4	10		23	54	26	1950		264		500	580					
Meyer Thuse	200	20		2500			7	1	5		14	14	12	1000		70		100	200					
Wainke Jordan	50	100	50	2800			7		6		6	15	13	825		82		50	200					
Boeschen Herman	65	15		1000			3	2	1		1		2	475				200	100					
Martin Jacob	80	80		2000			6	1	8	2	8	25	14	1175		90		50	200					
Balka Henry	170	96		2500	100	225	12	2	10		13	24	20	1640		100		500	200					
Brant John	40	80	40	3000	150		9	3	4		5	11	10	1250		70		100	100					
Ficken Henry	80	80		1200			2		3			10	9	400		20		100	160					
Weiss Anna	40	160		1000			2	1	2		2	14	5	320		20		120						
Ficken Peter	160	200		2400	100	150	8	5	7		17	20	30	1450		180		1000	300					
Esport John	10	70		800			1		2	2		5	4	300										
Guars John	60	80		3000			6		5		4	10	8	730		80		100	75					
Meyer John A.	200	100		5000		210	5	3	6		10	20	14	995		210		100	360					
Dutcher Levi	145	80		4000			6		4		20	23	25	965		28		1200	425		8			
Rain James	20	20		600			2		2				10	250				100	70					
Dickman Frederick	85	115		3000		50	3		4	2	8	12	24	575		62		100	200		14			
Kipple John	85	40		2500			5		2			25	12	500				30	100					
Ficken Peter Jun	400	200		2800	100		10	4	7		20	20	20	1475		200		100	150					
Boling Henry	30	50	40	1500			3	2	8	2	10	10	3	935		60		50	60					
Balka Henry	50	80		2000	100		5		8		9	30	7	770		100		25	50		10			
Fogg Mary	25	100		1000			3		1			8	5	200		71		200	40					
Boeschen Herman	72	28		1500			1	3	5		14		5	575		20		40	40					
Feldman Henry	40	120		1000	38		6		4	2	10	8	9	750		50			50				30	
Gerken Cord	40	120		1500	50	30	4		4	2	2	10	6	575		79	11	25	50					
Schrader John	50	140		2000		30	9	2	8		12	15	18	1225		90	10	100	100					
Bahrenborg Fredrick	70	130		1500			6	1	18			12	15	1100		45		200	85				50	
Bahrenborg Henry	25	95		1300			2		3	2	2			260				50						
Jagles Annis	40	80	60	2500			2		2	2			24	330		65	12	250	100				50	
Bahrenborg John	30	30	20	1500		75	7		4		6	12	16	810		25		200	100					
Gerken Cord	80	80		2000			7	5	8		13	17	10	1395		58		250	430					
Mehsten Paul	40	90		1200			8		2		6	11	17	900		55		100	200					
Malloe Cord	35	85		1200			1		1					100				20	20					
Bockelman John	80	60	40	1500			6		5		12	14	16	800		44		93	200					
Gushman Christ	25	95		800			2		3	2	3	6	8	570				30	50					

2957 4200 355 54400 1063 1395 208 56 201 22 293 540 473 52470 2968 33 7043 5500 32 150



State of Missouri, enumerated by me on the 1<sup>st</sup> 1875 day of September, 1870.

Henry Berry, Ass't Marshal.

YEAR ENDING JUNE 1, 1870.

No.	Cotton. Bales (50 lbs.)	Wool. Lbs.	Peas and Beans. Bush.	POTATOES.		Orchard products. Dolla.	Wine. Gallons.	Produce of Market Gardens. Dolla.	DAIRY PRODUCTS.			SEED.			Hops. Lbs.	Hemp. Tons.	Flax. Lbs.	Flax-seed. Bush.	Silk coccons. Lbs.	SUGAR.		Molasses. Gallons.	BEES.		Forest products. Dolla.	Value of Home Manufactures. Dolla.	Value of animals slaughtered or sold for slaughter. Dolla.	TOTAL VALUE. Dolla.			
				Irish. Bush.	Sweet. Bush.				Butter. Lbs.	Cheese.* Lbs.	Milk sold. Gallons.	Hay. Tons.	Clover. Bush.	Grass. Bush.						Maple. Lbs.	Cane. Hds. (1,000 lbs.)		Wax. Lbs.	Honey. Lbs.							
																													25	26	27
1		88		15					150		1															25	45	382	1		
2		20		20					150		10												15	180			55	615	2		
3		10		20					75																			30	140	3	
4		10		10																									265	4	
5		70		25					150		10													20		50	100	410	5		
6		50		20					150		25																	38	130	663	6
7		70		50		30	15		260		18	6										20				75	170	1365	7		
8		20		12					100		3											12						75	349	8	
9		40		10					150		5				5							5	12	240		15	75	483	9		
10				20					30		1																	50	222	10	
11		30		20					150		4											20				16	75	388	11		
12		40		20					200		5													96		30	200	771	12		
13		35		10					50		1											3		160		25	85	330	13		
14		15		18					50		1											10						25	200	14	
15		20		5					25		1																	25	131	15	
16		20		15		25			100		3											20						125	1030	16	
17				10					20													6						35	58	17	
18		20		10					50																			40	223	18	
19		41		40		10			200		10													5	60		55	566	19		
20		64		50					150		3											40				42	200	1176	20		
21		10																				20						45	137	21	
22		16		8					100		7																15	70	391	22	
23				8		10			50		1																	40	130	23	
24		28		25					100		1													10	100		38	125	543	24	
25		10		10					125		1																	50	204	25	
26		50		12		10			150		8											17	4	96		50	90	450	26		
27		6		15							1											8					8	40	258	27	
28				10					50		1																	95	156	28	
29		16		10					50		3																10	65	215	29	
30		20				10			70		7											10					15	70	314	30	
31		40		10		10			100		9				8							8		24		18	70	440	31		
32																													189	32	
33		20		19					250		2											14					16	95	230	33	
34		60		15		40			170		4											20	10	240		75	100	632	34		
35		30		30					50		1											20					40	125	389	35	
36		48		50					200		4																30	135	653	36	
37		30		10					100		3											10					16	125	400	37	
38																													18	38	38
39		17		10					75													20					25	90	321	39	
40		10		10					25																				104	40	40

\* This will include only such cheese as is made upon the farm. Milk sent to cheese factories will be regarded as milk sold off the farm.

14.841  
#841





SCHEDULE 3.—Productions of Agriculture in Williams Township, in the County of Benton, in the  
 Post Office: Bob Camp

Name of Agent, Owner, or Manager.	ACRES OF LAND.			PRESENT CASH VALUE.		Total amount of wages paid during the year, including value of board.	LIVE STOCK, JUNE 1, 1870.								PRODUCE DURING THE YEAR.										
	Improved.	UNIMPROVED.		Of farm.	Of farming implements and machinery.		Horses.	Males and Asses.	Milk Cows.	Working Oxen.	Other Cattle.	Sheep.	Swine.	Value of ALL live stock.	WHEAT.		Rye.	Indian Corn.	Oats.	Barley.	Buckwheat.	Rice.	Tobacco.		
		No.	Wood-land.												Other unimproved.	Dolls.								Dolls.	No.
1	2	3	4	5	6	7	8	9	10	11	12	13	14	15	16	17	18	19	20	21	22	23	24		
Leeper Benjamin	120	60		2500		95-	7-		7	11	13	8	720		100		200	300							
Bearings Henry	45	40	50	1500			5-		4	12	6	7	715-		18		100	60							
Sharp Sarah	30	80	100	2500											20		100	25-							
Hess Herman	400	40	120	2500			12	1	4	2	20		4	15-75-	50					14					
Berry Thomas	160	40		2500		75-	1	9	6		7	12	13	700		64		750	150						
Moore Matthew D	480	133	110	2000	150	275-	13		5-		20		15-	1500	1200		5000	200							
Johnson John C	80	15-		2500			5-	2	3		6	15-	16	820	55-		500	20							
Moore Oscar	40			800			4		2	2				270	70		150	175-							
Licken John P	80	40		1000			2		3	4	9	9	5-	500	100		150								
Hessler William	80	20		1000				2	3		2		1	300	27		250	21							
Bergeman Henry	80	40		2000			1		3	2	2	8	4	330	50	8	200	232							
Meyer Henry	120	20		1000			3	2	5-		2		6	568	10		60			4					
Whitaker Dedrick	120	20		7000			7	2	6		2	6	2	210	20		200	50							
Geather Henry	75-	40		1200			6		4		3	5-	3	700											
Whitaker Eli	55-	132		1200			9		4		10	12	19	990	70		275	50							
Fordney Casper	50	143		3000		120	2	1	3		9	75-	7	520	24		200	15-							
Ferrind Daniel	30	130		1800			4	2	4		8	9	17	710	20		100	60							
Williams James B	30	10		500											15-		150	40							
Nichols Benton	90	60	110	3600		150	11		8		4	15-	21	1175-	137		200	550							
Fowler Samuel	700	400	300	20000		175-	3	3	3	2	4	66	25-	900	240		750	200							
Geather Lewis	60	40	100	3000					2	4	4	4	5-	925-	15-		30			2					
Bocher John	50	40	20	1000		195-	3	3	6		2	11	7	720	45-		50	150			8				
Beliche Louis	90	120	20	3000			4	4	7		18	13	20	1230	105-	8	200	150							
George John	55-	40	5-	2500	50	75-	7	4	5-		5-	14	7	1165-	95-	7	500	200							
Monroe Herman	80	20	110	2600		54	2	2	5-		1	6	10	480	22		400	150							
Campbell Williams	200			1000			2		2					200											
McDonald Daniel	40			400					2	2				270				50							
Markel Daniel	80	40	4	1600			2		1					280	108		280	300							
Johnson Mary	40	40	40	1500			2		2					180	45		250	175-							
Harnes Christian	60	40		1600			3	2	3		2	7	6	625			110	100			20				
Miller Gurd	200		40	3000			2	1	3	2	2			490	240										
Holtzen Peter	160	80		3000		180	9	2	12		8	18	18	1450	190		700	275							
Schnakenberg Cord	100	80	140	3000		112	9		8	4	11	20	12	1350	60	20	75	50			1				
Schnakenberg Cord	100	40	60	3000	300	120	12	1	13	2	20	30	14	2100	90	40	200	200			2				
Krenke Henry	40	80	80	2000			3	2	6		3	5	6	610	40		150	50							
Cory Henry S	40		40	1500			3		9		2		2	425			150								
Krenke Costen	80	65	40	2000			4		6		2	14	2	500	100		100	150			10				
Cordes Henry	50		110	2500	100		6		6		5-	10	5-	725	100		200	450							
Cordes Claude A	40	40	50	1000			5		5		5	8	4	610	90		90	100							
Stilling Dedrick	22		140	1600	125		9	1	5		2	10	6	1040	40		20	60							
	1152	2238	172	12400	725	1660	182	42	185	24	217	363	320	28616	2795	83	13410	4925			61				



State of Missouri, enumerated by me on the 1st to 15 day of April, 1870.

Henry Berry Ass't Marshal.

YEAR ENDING JUNE 1, 1870.


Cotton. Bales (450 lbs.)	Wool. Lbs.	Peas and Beans. Bush.	POTATOES.		Orchard products. Dolls.	Wine. Gallons.	Produce of Market Gardens. Dolls.	DAIRY PRODUCTS.			Hay. Tons.	SEED.		Hops. Lbs.	Hemp. Tons.	Flax. Lbs.	Flax-seed. Bush.	Silk cocoons. Lbs.	SUGAR.			BEES.		Forest products. Dolls.	Value of Home Manufactures. Dolls.	Value of animals slaughtered & sold for slaughter. Dolls.	TOTAL VALUE. Dolls.						
			Irish. Bush.	Sweet. Bush.				Butter. Lbs.	Cheese.* Lbs.	Milk sold. Gallons.		Clover. Bush.	Grass. Bush.						Maple. Lbs.	Cane. Hhds. (1,000 lbs.)	Molasses. Gallons.	Wax. Lbs.	Honey. Lbs.										
			25	26				27	28	29		30	31						32	33	34	35	36					37	38	39	40	41	42
	30		8							100		8														5	85	546	1				
			10							100		4															70	227	2				
																												80	3				
	70									150		8										2				112	60	314	4				
	30		30							100		2										2				125	680	5					
			10							250		50	3														260	1645	6				
	14		20							50																	75	452	7				
										25		3															70	347	8				
	15		10							50		1															50	256	9				
			30							75																	50	240	10				
	10		25							150		1														2	85	406	11				
			6																								90	137	12				
			10							160																2	75	272	13				
			15							100																		27	14				
	50		40							75		4														2	95	95	513	15			
	30		20		75					100		10														2	100	519	16				
	16		30							50																20	200	20	750	418	17		
			10							200																	20	50	221	18			
	40		15		200					200																2	175	1300	19				
	100		50		50					150		10															96	775	1118	20			
	15		10							50																		98	93	21			
	20		15							100																		70	269	22			
	40		50		25					200		6			15											90	500	20	125	671	23		
	40		25							600		7																80	633	24			
	12		10							100																		100	402	25			
			30																									100	165	26			
			15							80		4																65	148	27			
																													368	28			
																													340	29			
			15									2																60	208	30			
																													240	31			
	40		10							100		5															25	225	962	32			
	50		25							100		7															40	15	240	40	100	454	33
	25		14		20					100		7															4	120	40	100	561	34	
	10		20							48		4																75	290	35			
			20							300																		40	190	36			
	20		20							200																		20	50	353	37		
	20		20							150		3																68	441	38			
	10		10							100		1																50	324	39			
	15		15							50		2																50	156	40			
	722		613		470					4463		149	3		15											407	71	1156	382	3236	19888		

\* This includes only such cheese as is made upon the farm. Milk sent to cheese factories will be regarded as milk sold off the farm.



SCHEDULE 3.—Productions of Agriculture in Williams Township in the County of Benton, in the

Post Office: Cole Camp



1	ACRES OF LAND.			PRESENT CASH VALUE.		7	LIVE STOCK, JUNE 1, 1870.								15	PRODUCE DURING THE							
	2	UNIMPROVED.		5	6		8	9	10	11	12	13	14	WHEAT.		18	19	20	21	22	23	24	
		3	4											16									17
Name of Agent, Owner, or Manager.	Improved.	Wood-land.	Other unimproved.	Of farm.	Of farming implements and machinery.	Total amount of wages paid during the year, including value of board.	Horses.	Mules and Asses.	Milk Cows.	Working Oxen.	Other Cattle.	Sheep.	Swine.	Value of Agr. live stock.	Spring.	Winter.	Eye.	Indian Corn.	Oats.	Barley.	Buckwheat.	Rice.	Tobacco.
	No.	No.	No.	Dolls.	Dolls.	Dolls.	No.	No.	No.	No.	No.	No.	No.	Dolls.	Bush.	Bush.	Bush.	Bush.	Bush.	Bush.	Bush.	Lbs.	Lbs.
Holsten Peter C	80	160	80	5000			14	3	3	12		4	1775	80			600						
Delrich Claus	25	20	35	1000			4		5	6	10	5	650	30	10	100	45						
Delrich Henry	50	80	80	3000			5	1	6	21	15	8	1000	100			300	60					
Gammeman Lewis	80	40	160	3500	175	30	3	12	10	2	25	20	2100	150			200	250					
Holsten Cord	90	40	80	3800	85		8	3	8	2	20	20	1620	175			200	300					
Holsten David	100	12	160	4500	75		15	8	10		27	20	2300	350			100	400					
Holsten Cord	35	60	80	2000			3		3				275				200						
Holsten Henry	60	20	60	2000		60	5	1	4		5	8	11	700	42			200	300				
Holsten John	75	60	100	3000	200	100	5		6		16	18	7	1085	100			250	150				
Harmes Henry	40	40	40	1000	25		6		6		3	8	8	740	40			150	170				
Graban Friedrich	50	40	20	2000	25	30	4		9		7		8	775	137			100	70				
Hriesterbay Christ	55	100	110	2500	50		6	2	6		3		10	965	67			250	150				
Hriesterbay John	70	75		2000	50		2	5	7		10	5	6	900	33			150	200				
Brant John	80	40	80	2000		50	7	2	7		4	4	12	1065	48	5	20	88					
Harmes Peter	40	60	80	1800	100		6	1	8		6	8	5	995	38			100	100				
Allen Emanuel	10		7	200				2	3		1		3	240	10			100	20				
Beckman Henry	40	40	200	2000	100		4	2	8		15	18	10	995	50			25	125				
Goether Henry	40	40		1200			5	3	4		8	6	5	905	90			30	50				
Harmes Hermann	60	60	10	1800		75	2	2	4		5	14	14	490	200	14		60		14			
Harmes John	80	60		1500			5	3	7		12	10	12	1035	100			100	190				
Anteman John	50	40	30	1250			2	1	5	2	2	5	2	560				50	50				
Kunk Christian	7	40	35	500			2	4	2	2	10	9	355	26			25	40					
Jacks Chick	100	80	40	3000	300		7	2	9	2	20	15	12	1565	343			100	500				
Jacks Friedrich	90	80	80	3000	175	20	10		12		25	30	15	1445	150			100	200				
Schmakenberg Herman	45	75	10	2000	60	30	7	1	4	2	4	11	12	1050	40			100	178		12		
Kirk John Ho	60	182		2000			4	2	4		5	5	10	700	50				50		2		
Duden Claus	30	40	10	800			1	2	5	2	6	4	12	540	60				18				
Schader Cord	75	160		2000	150	60	13	8	10		15	15	15	2175	135			100	225				
Jangler Gerd	50	70		2000			5	2	6	2	13	12	12	1030	100			70	150				
Kirk Friedrich	60	182		1000			14	3	8		2	40	10	1025	109	13		30	200				
Hulton William	420			2000	200		3		4		4		9	675				600	350				
Bennett Robert	55		25	700			1		2		1		2	175	140			150	50				
Hunter James W	240	30		4000		125	4		4	6	1		10	600	130			600	50				
Holloway Garret	45	9		1800			3		2	4	3	35	20	625	20			200					
Berg Henry	50	150		3800			4		3		8		20	605	900			300	75				
Williams James D	60	200		4000			10		3		3	10	22	1000	95			100	25				
Beckman August	40	60	10	2500			7	3	6		10	12	12	1075	32			100	70				
Heinsoth Herman	150	100	90	5000	100	280	8	1	6		20	20	10	1200	136			275					
Heinsoth Henry	50	40	40	2500	50		4		5		15	15	10	700	55			375	70				
Preger Henry	90	100	90	2000	100		8	2	12	2	6	30	10	1400	95	10		250	600				

2577 2085 1552 87600 1970 860 225 167 239 28 27 14 295 39110 2850 52 6800 1629 28



State of Missouri, enumerated by me on the 1<sup>st</sup> to 15 day of September, 1870.

Henry Barry, Ass't Marshal.

YEAR ENDING JUNE 1, 1870.

Cotton. (50 lbs.)	Wool. Lbs.	Peas and Beans. Bush.	POTATOES.		Orchard products. Dolls.	Wine. Gallons.	Produce of Market Gardens. Dolls.	DAIRY PRODUCTS.			Hay. Tons.	SEED.		Hops. Lbs.	Hemp. Tons.	Flax. Lbs.	Flax-seed. Bush.	Silk cocoons. Lbs.	SUGAR.		Molasses. Gallons.	BEES.		Forest products. Dolls.	Value of Home Manufactures. Dolls.	Value of animals slaughtered or sold for slaughter. Dolls.	TOTAL VALUE. Dolls.				
			Irish. Bush.	Sweet. Bush.				Butter. Lbs.	Cheese.* Lbs.	Milk sold. Gallons.		Clover. Bush.	Grass. Bush.						Maple. Lbs.	Cane. Hhds. (1,000 lbs.)		Wax. Lbs.	Honey. Lbs.								
25	26	27	28	29	30	31	32	33	34	35	36	37	38	39	40	41	42	43	44	45	46	47	48	49	50	51	52				
			10		25			100			10															30	560	1			
	20		10					150			3										2					60	235	2			
	60		20		30			100			4										2					10	521	3			
	75		40		15			150			5										2					125	638	4			
	50		30		10			170			4										2					100	621	5			
	50		20		12			200			2				10						2				40	140	891	6			
																												100	7		
	12		30					150													2					75	392	8			
	40		10					100			3															85	640	9			
	15		5					100																		84	200	10			
	12							150																		96	316	11			
			20					100																		60	312	12			
			30					150			4															125	398	13			
	10							100			2										2					60	206	14			
	20		10					100			6															80	313	15			
																												68	16		
	30		75					320			9				10										30	90	436	17			
	10							40													2					50	192	18			
			50		5			150																20		100	467	19			
	30				25			150			4										2					100	468	20			
	15		10		8			100			10														15	60	260	21			
	18		10					100																		40	126	22			
	40				25			200			10														30	190	944	23			
	40		20		10			200			8										2					33	100	583	24		
	16		40		8			300			5										2				16	85	414	25			
	10		10					150			2															40	171	26			
	5		5		6			50			2															40	116	27			
	40				15																2					45	125	480	28		
	28		10					100			1										2					125	377	29			
	60		25		50			200			7										2					80	501	30			
			10					100			10															150	715	31			
			5					25													2					40	352	32			
								150																		125	625	33			
	85		10					50													2					95	292	34			
																												480	35		
																												155	36		
	40		14					160			4										2				15	60	285	37			
	40		38					160			11										2					85	593	38			
	35		20					100			6															100	275	39			
	40		40		15			60			10										2				36	10	120	26	105	796	40
	949		567		259			4995			142				20					295				261	3145	16,818					

\* This will include only such cheese as is made upon the farm. Milk sent to cheese factories will be regarded as milk sold off the farm.







State of Missouri, enumerated by me on the 15<sup>th</sup> day of September, 1870.


Henry Berry, Ass't Marshal.

YEAR ENDING JUNE 1, 1870.

Cotton.	Wool.	Peas and Beans.	POTATOES.		Orchard products.	Wine.	Produce of Market Gardens.	DAIRY PRODUCTS.			SEED.			SUGAR.			BEES.		Forest products.	Value of Home Manufactures.	Value of animals slaughtered or sold for slaughter.	TOTAL VALUE.													
			Irish.	Sweet.				Butter.	Cheese.*	Milk sold.	Hay.	Clover.	Grass.	Hops.	Hemp.	Flax.	Flax-seed.	Silk cocoons.					Maple.	Cane.	Molasses.	Wax.	Honey.								
Bales (450 lbs.)	Lbs.	Bush.	Bush.	Bush.	Dolls.	Gallons.	Dolls.	Lbs.	Lbs.	Gallons.	Tons.	Bush.	Bush.	Lbs.	Tons.	Lbs.	Bush.	Lbs.	Hds. (1,000 lbs.)	Gallons.	Lbs.	Lbs.	Dolls.	Dolls.	Dolls.	Dolls.									
25	26	27	28	29	30	31	32	33	34	35	36	37	38	39	40	41	42	43	44	45	46	47	48	49	50	51	52								
			5					50			3															97	1								
			30					110			2															175	468	2							
			30								2																213	3							
	12		20					200			4									2	5				30	125	450	4							
			1																								65	390	5						
			30																									70	6						
								100																		8	30	218	7						
								100			2																65	358	8						
	13							100																		15	75	254	9						
			12					52																			150	795	10						
			10					40																				35	177	11					
	50		5					280			5																180	744	12						
	21		20					144			4	4														45	32	200	20	135	611	13			
		2						70	600																			25	241	14					
	400	5	10	2				1000			20																125	868	15						
	40		20					100			20																30	70	581	16					
			20																											385	17				
	50		12		100			100			13															10	444	60	140	856	18				
	110		18					50			7					10											20	36	75	125	642	19			
	40		10					100			9																10	24	30	125	705	20			
	10				15			50			7																	15	50	425	21				
					7			100			4																			100	309	22			
						80					1																				170	23			
	70		80		30			250			4					5											70	150	66	150	754	24			
	110		25		10			58			7					5											25	96	30	40	530	25			
	30		10		5			30																					10	25	78	26			
																																45	27		
																																40	28		
	40		40		5	3		600								10												20	120	40	125	456	29		
	35		10		8			200			5					10															45	100	297	30	
	25		15					100			2																				20	60	217	31	
			10		150			60			2																				60	279	32		
								50			5																				16	60	232	33	
	10		10					50			1																				40	239	34		
																																50	35		
	50		50		5			150			3																				100	260	36		
	30		20		75			100			10																				25	100	539	37	
	50		20					200			12																				10	48	100	496	38
			20					50																								80	12	529	39
	10							50																								50	168	40	
1050	9	562	2	410	63			4604	600		154					35																	510	817	15,361

\* This will include only such cheese as is made upon the farm. Milk sent to cheese factories will be regarded as milk sold off the farm.





SCHEDULE 3.—Productions of Agriculture in Willicams Hk, in the County of Benton, in the

Post Office: \_\_\_\_\_

Name of Agent, Owner, or Manager.	ACRES OF LAND.			PRESENT CASH VALUE.		Total amount of wages paid during the year, including value of board.	LIVE STOCK, JUNE 1, 1870.								PRODUCE DURING THE YEAR.									
	Improved.	UNIMPROVED.		Of farm.	Of fencing, implements and machinery.		Horses.	Mules and Asses.	Milch Cows.	Working Oxen.	Other Cattle.	Sheep.	Swine.	Value of all live stock.	WHEAT.		Rye.	Indian Corn.	Oats.	Barley.	Buckwheat.	Rice.	Tobacco.	
		No.	Wood-land.												Other unimproved.	Dolls.								Dolls.
1	2	3	4	5	6	7	8	9	10	11	12	13	14	15	16	17	18	19	20	21	22	23	24	
Miller Gerd	110	100		2000						R														
Bush William	20		80	800				1																
Bowling David	25	113		1000				7	1	4		12	5	8	820		70					40		
Schradu Henry	30	93		800				4	1	2	2	4			600		65				40	25		
Greist Christ	40	140		1500				7	2			22	12	20	1050						50	80		
Littlefield Ira W	80			800				2		1		2	6	5	200						25	200		
Miller Peter	120	400	100	5800	200			6	2	8		18	10	3	1125		300				80	500		
Meyer Thies	60		60	600				2		4		3	6	7	255		22				25	50		
Morrison William	40	120		1300				2		2	2	9	10	17	445						250			
Nanus Herman	65	40		1200				2		2				3	220		10				25	10		
Behler John	60	60		1500				12	1	7		3	12	12	840		20							
Hewery John	60	100	110	2500				11		9	2	12	30	20	1000						500	400		
Pitgen Kennan	40	80	80	1500				3		5	2	6	10	8	530		25				200	50		
Plintwort Jacob	40	20		600				3		5	2	13	18	10	535							100		
Bohner Francis	30	40	10	750				2	1	3	2	4	6	6	450		60							
Buck Holt Henry	25	80	40	1500				6		6		8	18	10	675		25				200	200		
Bockelman Joseph	50	100	100	2500		75		6	1	15	2	13	18	15	1070		100				125	75		
Brewer Judah	150	100	80	3000	75			3	2	6	2	6	28	3	685		80				200	75		
Frank John	30	140	80	1500				4		6		12	14	5	520		30				50	30		
Meyer John	70	150		1500				6		6		22	16	9	820		60				100	100		
Tobolin Rebecca	20	60		800				2	1	3	2	1	8	7	400									
Cordis Jacob	80	100	110	2500		250		4	2	9		9	26	20	900		80	7			250	100		
Miller Gerd	700	230	40	6000	100	250		16	4	16		110	40	30	2500		280				500	125		
Cathey George	80	100	110	3000				7		6		10	15	10	900		65				500			
Phyfer Joseph	17	3		200																				
Leimper Valentin	90	60	90	3500		30		6	1	6		10		10	900						600	100		

112 249 1340 1500 375 605 124 19 131 18 240 308 238 19440 1292 7 3120 2260



