

State of Missouri, enumerated by me on the August day of August, 1870.
A. S. Burnam, Ass't Marshal.

YEAR ENDING JUNE 1, 1870.

Cotton. Bales (450 lbs.)	Wool. Lbs.	Peas and Beans. Bush.	POTATOES.		Orchard products. Dolls.	Wine. Gallons.	Produce of Market Gardens. Dolls.	DAIRY PRODUCTS.			Hay. Tons.	SEED.		Hops. Lbs.	Hemp. Tons.	Flax. Lbs.	Flax-seed. Bush.	Silk cocoons. Lbs.	SUGAR.		Molasses. Gallons.	BEES.		Forest products. Dolls.	Value of Home Manufactures. Dolls.	Value of animals slaughered or sold for slaughter. Dolls.	TOTAL VALUE.			
			Irish. Bush.	Sweet. Bush.				Butter. Lbs.	Cheese* Lbs.	Milk sold. Gallons.		Clover. Bush.	Grass. Bush.						Maple. Lbs.	Cane. Hbds. (1,000 lbs.)		Wax. Lbs.	Honey. Lbs.				Dolls.	Dolls.		
25	26	27	28	29	30	31	32	33	34	35	36	37	38	39	40	41	42	43	44	45	46	47	48	49	50	51	52			
					15																					100	340	1		
					40																						50	335	2	
					40																						125	385	3	
																												355	4	
	42				40																						110	380	5	
	20																										3000	4000	6	
	100				15			25																			220	435	7	
											10																180	500	8	
	39																										100	165	9	
			15		20																						200	395	10	
																											30	210	11	
	45										3																160	530	12	
	10																										100	220	13	
																											80	200	14	
																											250	500	15	
																											75	100	16	
																											90	300	17	
																											90	150	18	
																											180	400	19	
																											75	300	20	
			60					100																			224	550	21	
			65					125																			25	300	22	
								25																			100	95	23	
																											100	250	24	
	150				65			75											200								250	150	25	
																												200	26	
	60	60						120																		30	200	845	27	
	19																										100	125	28	
	100										3														240	550	855	29		
																											75	200	30	
											2																500	1925	31	
																											75	185	32	
	35										5																120	440	33	
																												200	34	
																												35.9	35	
	36										5														60	195	515	36		
	45										10																225	250	37	
																												45	365	38
	25	14									2														50	165	365	39		
																											200	300	40	
726			214		235			470			40							200							350	50	8364	19395		

* This will include only such cheese as is made upon the farm. Milk sent to cheese factories will be regarded as milk sold off the farm.



SCHEDULE 3.—Productions of Agriculture in Bedard Township, in the County of Boone, in the Post Office: _____

1	ACRES OF LAND.			PRESENT CASH VALUE.			LIVE STOCK, JUNE 1, 1870.								PRODUCE DURING THE											
	Improved.	UNIMPROVED.		Of farm.	Of farming implements and machinery.	Total amount of wages paid during the year, including value of board.	Horses.	Mules and Asses.	Milch Cows.	Working Oxen.	Other Cattle.	Sheep.	Swine.	Value of all live stock.	WHEAT.		Rye.	Indian Corn.	Oats.	Barley.	Buckwheat.	Rice.	Tobacco.			
		No.	Wood-land.												Other unimproved.	Dolls.								Dolls.	Dolls.	No.
2	3	4	5	6	7	8	9	10	11	12	13	14	15	16	17	18	19	20	21	22	23	24				
1	Gilpin Ambrose	40	4	800	20		2	2			18	12	300		80		250								1	
2	Austin Long	20		300	15				1				8	50		200		625								2
3	Darby William	13		260	15	5	3	1		1		5	200		10		250									3
4	Bullard Jesse	87		1300	15		2	2			20	15	300		100		250									4
5	Harris Robert	180		2000	100	200		2	2	1		15	450		200		750	100								5
6	Bell James	100	60	1800	35		2	1	2		1	8	14	350		48	30	350								6
7	Thomas Edward	80		1000	100	100		4	4	4	4	30	8	400		125	100	300	150							7
8	Grane Mary J	80	40	1200	75	100	3	2	6		6		10	500		50		375								8
9	Nelson Isaac	25	55	800	15	50	4		3			19	5	300				300	120							9
10	Adkins Polly A	60		600																						10
11	Lewis Alonzo	40		400	20		1	1	1				8	200				500								11
12	Harris Samuel	55	45	1200	100		1		2				8	200		40		50								12
13	Proctor Micajah	200	217	2400	400	400	2	15	8		100		75	4600		300		500								13
14	Sanders Doring	120		1000	20		2		1		2		5	250		20		100								14
15	Carry John	12		150	80		1	2	1				6	200		40		150								15
16	Prinegar James	100	30	1300	65	60	2	4	2		1	12	10	600		150		300								16
17	Colvin Garland	110		1100	50		2	2	4		1	7	9	350		220		300								17
18	Casley Moss	150	110	1680	250	150	3	3	4		2	30	25	800		100	50	1000	125							18
19	Bennett Leab	16		160	40		2					8	15	225		22		100								19
20	Grane William	20		200	20		1	1	2				13	230				250						800		20
21	Oliver James	50		400	20	40	1	1	1		1	10	12	200		100	25	250	9							21
22	Lapp Levi	40	80	1200	150			3	3		4	8	15	500		120		500								22
23	Salmon Parker	20	20	400	30		2		1		3	11	3	150		50		120	15					550		23
24	Nash Arabella	40		400	80		2		3				7	300				750								24
25	Pitts John	60	100	1600	325		3	2	1		1		15	600		150		375								25
26	Cunningham S. L.	55	105	2500	80	300	11	1	2	2			30	700		730		750								26
27	Edwards Fayette	80		800	75		2	1	2				4	250		200		200	15							27
28	— Scott	40		400	20		2		1				5	200				500								28
29	Williams Isham	120	70	3500	40	150	3		2		15		15	500		150		500								29
30	— Johnson	210	50	3500	50	250		3	2		25		15	550				300								30
31	Martin Mahala	80	80	1600	55			3		3		13	11	350		50	80	250								31
32	Hopper James	100	60	1600		100	4	1	4			10	15	500		100		900	50							32
33	Arnold Aaron	70		150		10							7	60				250								33
34	Butcher Mary	80		800		2	2		1			14	8	300		100		150								34
35	Beasley William	200	90	3000	200	300	6	3	3			70	39	1200		814		875	800							35
36	Beasley Henry	127	20	2940	485	250	10	11	5		15	61	45	2760		330		1200	150							36
37	Stanley Adrian	135	8	2900	100	200	8		4	4	1		16	1480		250		1500	100							37
38	Beasley Ephraim	145	15	2400	65	500	3	4	4		26	20	20	900		120	500	500	100							38
39	Hortney Mary	180	20	1000	50	500	3	2	2	2	2	11	10	300		50		200								39
40	Hortney John	60	40	500	100	100	1	2	1		20	3	10	650				200								40
		3350	1345	50440	3350	5767	91	74	90	15	242	583	568	23555		5019	765	16670	2034						1350	

State of Missouri, enumerated by me on the _____ day of August, 1870.

A. E. P. Buman, Ass't Marshal.

YEAR ENDING JUNE 1, 1870.

	YEAR ENDING JUNE 1, 1870.																									TOTAL VALUE.				
	Cotton. Bales (50 lbs.)	Wool. Lbs.	Peas and Beans. Bush.	POTATOES. Irish. Bush. Sweet. Bush.		Orchard products. Dolls.	Wine. Gallons.	Produce of Market Gardens. Dolls.	DAIRY PRODUCTS. Butter. Lbs. Cheese.* Lbs. Milk sold. Gallons.			Hay. Tons.	SEED. Clover. Bush. Grass. Bush.		Hops. Lbs.	Hemp. Tons.	Flax. Lbs.	Flax-seed. Bush.	Silk cocoons. Lbs.	SUGAR. Maple. Lbs. Cane. Hhds. (1,000 lbs.)		Molasses. Gallons.	BEES. Wax. Lbs. Honey. Lbs.		Forest products. Dolls.	Value of Home Manufactures. Dolls.	Value of animals slaughtered or sold for slaughter. Dolls.	Estimated value of all farm production, including betterments and additions to stock. Dolls.		
	25	26	27	28	29	30	31	32	33	34	35	36	37	38	39	40	41	42	43	44	45	46	47	48	49	50	51	52		
1		30																									85	385-		
2																												120	513-	
3																													140	
4		50																										100	265-	
5		80		10		8																						120	700	
6				150								6																140	350	
7																												200	425-	
8																												150	225-	
9						13																						120	200	
10																												40	300	
11							15																					75	250	
12																												3000	60	
13		90																										120	430	
14																													70	
15																													215-	
16		18				8																						150	330	
17						8														500							4	88	975-	
18												1															15	450	85-	
19																													525-	
20																												50	600	
21		25																										75	455-	
22		40					7																					90	320	
23		20																										100	415-	
24																												120	430	
25										50		6																170	425-	
26																												300	1235-	
27																											100	480		
28																													345-	
29																											600	500		
30				30																							400	125-		
31		30																										140	275-	
32		60										1																400	765-	
33																													240	
34		30										3																75	265-	
35		210				50						1																300	1955-	
36		275										15																200	1150	
37										100		8																2700	1230	
38		100																										375	825-	
39		80										2																100	250	
40																												175	200	
	1138			190		101			100	50		48							300							22	10853	1950	17700	

* This will include only such cheese as is made upon the farm. Milk sent to cheese factories will be regarded as milk sold off the farm.

SCHEDULE 3.—Productions of Agriculture in Cedar Township, in the County of Boone, in the
 Post Office: Columbia Mo



Name of Agent, Owner, or Manager.	ACRES OF LAND.			PRESENT CASH VALUE.		Total amount of wages paid during the year, including value of board.	LIVE STOCK, JUNE 1, 1870.								PRODUCE DURING THE YEAR.									
	UNIMPROVED.			Of farm.	Of farming implements and machinery.		Horses.	Mules and Asses.	Milch Cows.	Working Oxen.	Other Cattle.	Sheep.	Swine.	Value of all live stock.	WHEAT.		Rye.	Indian Corn.	Oats.	Barley.	Buckwheat.	Rice.	Tobacco.	
	Improved.	Wood-land.	Other unimproved.												Spring.	Winter.								
1	2	3	4	5	6	7	8	9	10	11	12	13	14	15	16	17	18	19	20	21	22	23	24	
Jones John Z	50			550	75	20	1	2	1		1	5	4	300		200		400	75					
Myrrett John	80	200		2800	60	10	2	1	1		1	5	6	350		140		500						
Pryant Lamb	40			1400	50		5		2				4	450				750						
Gapp William	75	45		1500	75		4		3		4	20	12	450		229		500						
Berry	50	20		700	100		4		2		3	7	23	300		180		375	30					
Nichols H H	25	55		800	50		2		2		2	15	4	200		35		250	15					
Watson John K	50			400	10		1		2		2	7	5	150		45		375						
Colvin Elijah	40	40		400			2		1		2	12	7	200		90		150	30					
Dill Philman	40	40		600	15	20	1		2		3	8	8	300		186	21	200						
Lindley Siseb	100	200		800	100	75	6		3	2	10	40	15	800				1000						
Lindsay Siseb	100	150		700	50	75	2		1					200		312								
Ripetto John	45	35		1500	60	15	2		2		1	15	12	500		200		500						700
Colvin John	12	30		200	10		2		2			5	2	200		85		400						100
Ripetto Henry	80	40		500	50		1		1			14	14	200		60		700						
Glasscock Frank	30	130		500	20	50			2	2			10	250		341		500	180					
McCarley Samuel	50	175		1000	25	30	1		1	1		5	2	250		121		375						
Hicks A. E.	14	36		150			1					8		40		174								
Jackson Ferris	25	15		200	10		1		1			9	1	100		50		200						
Wren Charles	50	100		600	40		4		4		1	14	13	400		50		150	15					250
Joseph	50	96		600	50		2		2			7	1	200		50		150	15					
Crump Anderson	10	10		80	25		1		1	1		3		200		18		125						
Clark Joseph	20	70		400	25		2		1		2		4	250		20		100						1000
Risk William	14			140	10		2		1			7		200		200		80	50					
Taylor Wesley	40	100		700	65		2		1			4	6	250		60		200						
Smith Thomas	55	10		1000	10				1	1			4	125				400						
Edwards John	100	55		6000	150	500			5	3		1	25	650		500		5000						
Aten Thor Estate	160			3200	100				2	2			22	400				15	1200	40				
McLair Wm	30			600	15		1		1	2			17	400				1500						
King Levi & Co	8			80	15		1		1	2		2	1	9	450			400						
Wright Hale	120	31		3000	400	100	1		2			80	50	800		1195		2000						
Edwards James	135	25		3000	200	300	1		4		6		25	1150		500		1000	50					
Griffin Colvin	25			500	15	60	2		1	1			3	250		110	20	1125						
Crump Leabert	160			5000	100		3		2	2		20	10	600		190		2000						
Fulkerson J H	61			1600	75		1		2	2			10	400		112		1000						
Stony Levi	30	80		1000	100	500	3		5		6	5	25	600		160	3	1000						
Shady Nelson	30			500	100	50	2		2			5	25	400				750						
Campbell John	40			800	100	50	1		2	2			12	300				1200						
Hickam George +	25			1000			12		2	4			20	1300				400						
James +	25			1000												30		700						
Geary +	35			1250												300		1000						
	2129	1786		46750	2419	1855	79	31	67	6	87	49	257	1410	4445	5900	58	2844	2000	500				2050

State of Massachusetts, enumerated by me on the 10 day of August, 1870.
H. E. Barnum, Ass't Marshal.

YEAR ENDING JUNE 1, 1870.

Cattle.	Wool.	Tens and Beans.	POTATOES.		Orchard products.	Wine.	Produce of Market Gardens.	DAIRY PRODUCTS.			SEED.		Hops.	Romp.	Flax.	Flax-seed.	Silk cocoons.	SUGAR.		Molasses.	BEES.		Forest products.	Value of Home Manufactures.	Value of animals (except for slaughter).	TOTAL VALUE.				
			Bales (50 lbs.)	Lbs.				Dash.	Dash.	Dash.	Dolls.	Gallons.						Dolls.	Dolls.		Lbs.	Lbs.					Gallons.	Lbs.	Lbs.	Dolls.
25	26	27	28	29	30	31	32	33	34	35	36	37	38	39	40	41	42	43	44	45	46	47	48	49	50	51	52			
1	12																									125	435	1		
2	40																										100	400	2	
3																				25							100	380	3	
4	60				40																						165	535	4	
5	50																										120	365	5	
6	35																										75	185	6	
7	28							100			1/2																50	255	7	
8	30				9																20						100	200	8	
9	16				7																						110	319	9	
10	40																										250	510	10	
11	60																										140	330	11	
12	40																										160	560	12	
13	28																				10						65	295	13	
14	12																				80						140	440	14	
15																											150	675	15	
16	30																				35						100	350	16	
17																												155	175	17
18	15																										26	180	18	
19	30										1																75	200	19	
20	18										1																75	140	20	
21	5																											100	100	21
22																											7	59	200	22
23	12				70						2						100										60	400	23	
24	35				26																								190	24
25	23																										100	200	25	
26																											500	850	26	
27	30																										1000	655	27	
28																											400	750	28	
29																											4400	200	29	
30																											350	2187	30	
31											2																200	1045	31	
32	25																											735	32	
33	57										1															75	200	1220	33	
34																											120	613	34	
35	20																										325	675	35	
36					40	90																					200	430	36	
37																											250	600	37	
38																													200	38
39																											100	350	39	
40																													800	40
	744				192	40		100			18						100		5	205		75				10355	19329			

* This will include only such cheese as is made upon the farm. Milk sent to cheese factories will be regarded as milk sold off the farm.

State of Missouri, enumerated by me on the 11 day of August, 1870.
A. W. Burman, Ass't Marshal.

YEAR ENDING JUNE 1, 1870.

Cotton.	Wool.	Peas and Beans.	POTATOES.		Orchard products.	Wine.	Produce of Market Gardens.	DAIRY PRODUCTS.			SEED.			SUGAR.					BEES.		Forest products.	Value of Home Manufactures.	Value of animals slaughtered or sold for slaughter.	Estimated value of all farm production, including betterments and additions to stock.				
			Irish.	Sweet.				Butter.	Cheese.*	Milk sold.	Hay.	Clover.	Grass.	Hops.	Hemp.	Flax.	Flax-seed.	Silk cocoons.	Maple.	Cane.					Molasses.	Wax.	Honey.	
																												Dolls.
Dales (453 lbs.)	Lbs.	Bush.	Dash.	Dash.	Dolls.	Gallons.	Dolls.	Lbs.	Lbs.	Gallons.	Tons.	Bush.	Bush.	Lbs.	Tons.	Lbs.	Bush.	Lbs.	Hds. (1,000 lbs.)	Gallons.	Lbs.	Lbs.	Dolls.	Dolls.	Dolls.	Dolls.		
25	26	27	28	29	30	31	32	33	34	35	36	37	38	39	40	41	42	43	44	45	46	47	48	49	50	51	52	
	20																								80	500	1	
	40																								15	120	750	2
	12				15																				75	400	3	
	17																								30	430	4	
					19																				100	700	5	
	60																				60				100	800	6	
	8				4																				150	350	7	
	10																								50	300	8	
	60				15																				120	560	9	
	35																								135	800	10	
	103				20														40						135	1000	11	
	36				25																				180	900	12	
	17																								100	500	13	
	27																								125	800	14	
	25				50																15				125	1000	15	
	30										1										20					350	16	
																										300	17	
											3															65	600	18
	20										2															100	1100	19
	46				60																					300	2000	20
																										75	700	21
																										2000	5500	22
																												23
	30																									230	900	24
																										2300	3000	25
																										180	1400	26
																										120	600	27
	70				20																					5000	7000	28
																										100	900	29
																										550	1500	30
																										1000	1500	31
																										80	600	32
																												33
	60				85																					600	2000	34
																										300	800	35
	10																									80	300	36
																										240	800	37
																											900	38
																											400	39
																											400	40
	750				313						6															15	15575	45340

* This will include only such cheese as is made upon the farm. Milk sent to cheese factories will be regarded as milk sold off the farm.

SCHEDULE 3.—Productions of Agriculture in Cedar Township, in the County of Brown, in the

Post Office: Columbia mo



1.	ACRES OF LAND.			PRESENT CASH VALUE.		7.	LIVE STOCK, JUNE 1, 1870.								PRODUCE DURING THE YEAR.									
	Improved.	UNIMPROVED.		Of farm.	Of farming implements and machinery.		Total amount of wages paid during the year including value of board.	Horses.	Mules and Asses.	Milk Cows.	Working Oxen.	Other Cattle.	Sheep.	Swine.	Value of All Live Stock.	WHEAT.			Indian Corn.	Oats.	Barley.	Buckwheat.	Rice.	Tobacco.
		Wood-land.	Other unimproved.													Dolls.	Dolls.	Spring.						
	No.	No.	No.	Dolls.	Dolls.		Dolls.	No.	No.	No.	No.	No.	No.	No.	Dolls.	Bush.	Bush.	Bush.	Bush.	Bush.	Bush.	Bush.	Lbs.	Lbs.
2.	3.	4.	5.	6.	7.	8.	9.	10.	11.	12.	13.	14.	15.	16.	17.	18.	19.	20.	21.	22.	23.	24.		
1	Alexander John	36		750	75		2	2	20		3	300		61	24	900	65							
2	Bret N Thomas	50		2000	20	150	4	1	3		22	600		30		1000								
3	B. B.	50		2000	25	100	4	1			16	550		103		1000								
4	Mustin John L	10		300	100	75	2	2	2	4	12	8	800	280		400	100							
5	Bret Miss	48	12	1500			2	2				19	300	91		1000								
6	Juttels Thomas	80		500	200	150	3	4	3	4	15	100	1800	350		2000	100							
7	Crump Ashby H.	25		700	15	15		2	3			5	9	400	200		1000							
8	Griffin Patrick	60	5	2500	50	25	7	4		6	13	34	900	100		1000								
9	Earley John	50	10	2000	15	20	4	1				5	300			450	20							
10	Nix Jasper	3		290	25		2						150											
11	Utt Samuel	60	140	7000	100		5	1	5	2		30	700	130		1000	100							
12	Leane Josely	39	120	4800	100	25	1	1	1	1		14	300	80		1000								
13	Griffin Napoleon	20	32	1500	10		2	1	1			10	10	400	50	25	685	25						
14	Hart Samuel	30	30	2400	30	20	2	1	2			5	8	400	50	25	685	25						
15	Bledsoe John	60		2400	80	30	2	1	2			14	300	225		400								
16	McBain J F Wren	90		300	100	200	1	3	2	1		15	450	80		1600								
17	Hickam Mary	53	105	4800	10		2	2		1	11	12	350	180		2000								
18	Bledsoe Isaac	40		1500	25	100	4		3	1	10	30	700	130		300								
19	Margaret	50	20	2100			1	2				10	150			2000								
20	Leray	45		1310	100	25	2	1	2	4		25	610	135		900								
21	Hart Almont	50	30	2000	100	30	1	3	1	2	2	7	25	800	100		7250							
22	Buller William	60		700		15			2			3	100	50		150								
23	Heart A S	30	30	2000	20		4					3	350			1250								
24	Huishan Abel	80		2500	80	10	3	1				21	500	30		1000			30					
25	Amos	50	110	1600	50		3	2	2	3	18	40	900	25		800			40					
26	Matthews Frank	40		1050	30	20	2	1				14	25	550	35		750						200	
27	Davis James	35	45	1400	100	50	4		2			14	12	600	75		1800	75						
28	Charlton Francis	40		1000	1000	100	3	1		3		10	450			1000								
29	Jones Joseph	45	35	2400	100	125	2	4	2	4		12	700	50		2000								
30	Glato James	40		1600	95	30	6		3	4	2	10	17	800			1250							
31	Krony G W	185	35	5200	400	280	5	1	6	2	12	20	75	1750	300		2500							
32	Spicer Dick	12		480			2	1					150	40		100								
33	Rice David	60	60	500	100	15	6	1	3	7	9	19	800	120		125	80							
34	Jones Tyre	40	100	700	100		9		3			20	20	750	72		300	75						
35	Mosias	100	300	4000			1						75	300		375	50						4000	
36	Lugate Otis H	50	150	2500	100	200	5	1	3	4	5		10	1080		500								
37	Lappington Mrs	50	30	800					3				8	300	80		250							
38	Mark	70	10	800	80				3	1		6	10	400	60		125							
39	John	70	10	900	75	100			3	2			7	500		125								
40	Hilburn Sarah	60	20	800	25				0	1	1	2	7	250	60		125							
		2088	1159	73550	2635	1580	108	33	74	18	89	206	706	22265	3662	74	31995	715	70				4200	

State of Missouri, enumerated by me on the 13 day of August, 1870.
 _____, Ass't Marshal.

YEAR ENDING JUNE 1, 1870.

Cotton.	Wool.	Furs and Beams.	POTATOES.		Orchard products.	Wine.	Produce of Market Gardens.	DAIRY PRODUCTS.			Hay.	SEED.		Hops.	Hemp.	Flax.	Flax-seed.	Silk cocoons.	SUGAR.		Molasses.	BEES.		Forest products.	Value of Home Manufactures.	Value of animals slaughtered or sold for slaughter.	TOTAL VALUE.			
			Irish.	Sweet.				Butter.	Cheese.*	Milk sold.		Clover.	Grass.						Maple.	Cane.		Wax.	Honey.				Dolls.			
Bales (50 lbs.)	Lbs.	Dush.	Dush.	Dush.	Dolls.	Gallons.	Dolls.	Lbs.	Lbs.	Gallons.	Tons.	Bush.	Bush.	Lbs.	Tons.	Lbs.	Bush.	Lbs.	Hds. (1,000 lbs.)	Gallons.	Lbs.	Lbs.	Dolls.	Dolls.	Dolls.	Dolls.				
25	26	27	28	29	30	31	32	33	34	35	36	37	38	39	40	41	42	43	44	45	46	47	48	49	50	51	52			
																										180	555	1		
	20				85																						200	641	2	
					24																							150	623	3
	25																											175	577	4
																												225	591	5
											1																	400	1390	6
	20										1																	130	1216	7
	28																											200	1108	8
																												40	231	9
																												30	100	10
					10																	40						150	710	11
																												140	580	12
	30				52																							300	486	13
	20				53																							220	984	14
																						60						275	425	15
																												350	850	16
					10																	15						100	1205	17
	45				30																	35						250	458	18
	12																											200	1094	19
											4																	220	625	20
	20																											700	731	21
								30																				75	132	22
											2																	300	645	23
	25				40						4																	800	677	24
																													465	25
	21										2																	450	456	26
	25																											100	852	27
			80																									300	580	28
																												250	1070	29
																						20						160	625	30
	175										18																	7500	1782	31
																													90	32
	60				40						2																	200	290	33
	39				20						1																	175	294	34
	40				30																							175	1049	35
			125								3																	60	405	36
																												800	205	37
																												65	122	38
																												60	625	39
																												40	122	40
	605		205		394			30			55																170	19665	25516	

* This will include only such cheese as is made upon the farm. Milk sent to cheese factories will be regarded as milk sold off the farm.

SCHEDULE 3.—Productions of Agriculture in Cedar Township, in the County of Boone, in the

Post Office: Columbia



Name of Agent, Owner, or Manager.	ACRES OF LAND.			PRESENT CASH VALUE.		Total amount of wages paid during the year including value of board.	LIVE STOCK, JUNE 1, 1870.								PRODUCE DURING THE YEAR.									
	Improved.	UNIMPROVED.		Of farm.	Of farming implements and machinery.		Horses.	Males and Asses.	Milk Cows.	Working Oxen.	Other Cattle.	Sheep.	Swine.	Value of All live stock.	WHEAT.		Rye.	Indian Corn.	Oats.	Barley.	Buckwheat.	Rice.	Tobacco.	
		Wood-land.	Other unimproved.												Dolls.	Dolls.								No.
1	2	3	4	5	6	7	8	9	10	11	12	13	14	15	16	17	18	19	20	21	22	23	24	
Vandover Wm	160		100	4700	100	25	6	3	4		2		32	900		150		3000	200					
Wiggins W H	38			1000	100	40		2	1				23	300		75		700	20					
East Augustus W																								
Keenan Bury	10			300	15		2		1		1		9	300		40		500	500				300	
Stephenson Wm	60		10	2000	100	50	2		2		2		25	400		300		1000	100					
Wiggins John	40			1000	100	30		2	1				48	680		50	150	1000		40				
Barnes Charles	40			1200	100		2							140				1500						
Fitz Patrick W B	20			600	100		2		1		1		1	350				1000						
Gapp John	20			600	15		2						2	100				750						
Butts Jacob	20			600	15		1							30				750						
Couts Aaron	20			600	15		1							150		100		500						
Peterson Mat	15			450	10				1					50				200						
Butts William	15			450	10		1							85				125						
Whitlock William	15			450	10		2							175				125						
Williams John K	15			450	10									15										
White John	20			600	10		1							80				500					1250	
Morris Joseph	25			1000	100	30	3		2					350		350		1000						
Crump Ashby	50			1500	25	50		2	3					300				1500						
Vandiver A B	160			4800	7300	1000	3	6	4	4	12		100	2000		1200		3000	200	215				
Brooks John	24			800	20	60		2	1					260				75						
Rice John	50		20	1000	120	150	1	3	1		12	9	9	600		180		1500						
Arnold James	40		13	2500										40				600						
Hart William	70			2100	100	5	2	1	1			6	16	460		50		500						
Stelton & Watson	20			800	10		2							200				800						
Stelton & Richert	20			800	10			2						85				500						
Same	18			720	10											550								
Kraup J L	75			2250	50	500	4	3	3		3	4	23	1000		550		1750						
Stelton Thos	80			2400	75	750	1	2	1				3	20	500			2000						
Tappington Marc	40		40	2400	100		1	1	1				5	20	450		110	700						
Leroy John	80		146	3500	150		2		2	2	3		25	300				1600						
Smawood Jas	20		320	2500	75		1		3	2			3	8	300			500						
Hansen Rich	250		150	7000	300		1	8	3	12	22	20	28	2800		600		300	200					
Same	160			6000	500	100												7000						
Same	290		80	10000	500	300												2000						
Same	18			62	1000													100						
Jones Joseph	40		160	1000	80	10	2		1					300		40		200	100				800	
Ruffington P	200			8000	175	800	2		3	2	6			450				600						
Rice Dickerson	25		115	1600	100		3		3		2	12	7	500		60		750	100					
Thomas James	6		34	250	5		2		1					300		25		250						
Kelley Thomas	46		164	1250	75		2		1	1			12	4	300		50	300					800	
	2315		1535	57170	3590	3900	54	37	45	23	66	77	478	15255		4480	150	87600	2995	255			45 tons	2350

State of Missouri, enumerated by me on the 13 day of August, 1870.

A. E. Buman, Ass't Marshal.

YEAR ENDING JUNE 1, 1870.

Cotton. Bales (450 lbs.)	Wool. Lbs.	Peas and Beans. Bush.	POTATOES.		Orchard products. Dolls.	Wine. Gallons.	Produce of Market (gardens). Dolls.	DAIRY PRODUCTS.			Hay. Tons.	SEED.		Hops. Lbs.	Hemp. Tons.	Flax. Lbs.	Flax seed. Bush.	Silk cocoon. Lbs.	SUGAR.		Molasses. Gallons.	BEES.		Forest products. Dolls.	Value of Home Manufactures. Dolls.	Value of animals slaughtered or sold for slaughter. Dolls.	TOTAL VALUE.			
			Irish. Bush.	Sweet. Bush.				Butter. Lbs.	Cheese.* Lbs.	Milk sold. Gallons.		Clover. Bush.	Grass. Bush.						Maple. Lbs.	Cane. Hds. (1,000 lbs.)		Wax. Lbs.	Honey. Lbs.				Dolls.	Dolls.		
25	26	27	28	29	30	31	32	33	34	35	36	37	38	39	40	41	42	43	44	45	46	47	48	49	50	51	52			
																										1000	1760	1		
					3						1/2															150	390	2		
																													3	
																										80	200	4		
					40																					200	870	5		
											1/2													30	600	795	6	6		
																										300	750	7		
																										200	500	8		
																												375	9	
																												375	10	
																									200	350	11	11		
																												100	12	
																												62	13	
																												62	14	
																												80	15	
																										60	375	16	16	
																										250	850	17	17	
																										200	710	18	18	
																										1200	3080	19	19	
																										40	22	20	20	
	22				23						1															150	975	21	21	
																												300	22	22
	12																									350	303	23	23	
																												400	24	24
																												250	25	25
																												550	26	26
																						50				220	1475	27	27	
																										2000	1000	28	28	
																										200	460	29	29	
																										100	800	30	30	
																										125	250	31	31	
	100																									400	810	32	32	
																												500	33	33
																												1000	34	34
																												50	35	35
																										80	250	36	36	
												150														150	450	37	37	
																											175	465	38	38
																											181	290	39	39
							81																			110	233	40	40	
	134				97					150		2									50					8581	22147			

* This will include only such cheese as is made upon the farm. Milk sent to cheese factories will be regarded as milk sold off the farm.

SCHEDULE 3.—Productions of Agriculture in Cedar Township in the County of Douglas, in the

Post Office: Columbia



1	ACRES OF LAND.			PRESENT CASH VALUE.		7	LIVE STOCK, JUNE 1, 1870.								PRODUCE DURING THE YEAR.								24
	2	UNIMPROVED.		5	6		8	9	10	11	12	13	14	15	WHEAT.				22	23			
		3	4												16	17	18	19			20	21	
Name of Agent, Owner, or Manager.	Improved.	Woodland.	Other unimproved.	Of farm.	Of farming implements and machinery.	Total amount of wages paid during the year, including value of board.	Horses.	Mules and Asses.	Milk Cows.	Working Oxen.	Other Cattle.	Sheep.	Pigs.	Value of All Live Stock.	Spring.	Winter.	Rye.	Indian Corn.	Oats.	Barley.	Buckwheat.	Rice.	Tobacco.
	No.	No.	No.	Dolls.	Dolls.	Dolls.	No.	No.	No.	No.	No.	No.	No.	Dolls.	Bush.	Bush.	Bush.	Bush.	Bush.	Bush.	Bush.	Lbs.	Lbs.
Bryant John	20	60	450	10			1	1	2	1	7	2	300			50							57
Plythe John	100	320	2000	100	60		5		2	2	30	20	700		30	12	500	100					
Allen Samuel	80	80	1400	55			3	3	1				400		85		375	50					
Sapp Matthew		4	120					1					200										
Walter Ingram & Brooks Martha	60	34	2000	30				2	3		3		43	600		16		600					
Jamison Robert	100	22	3000	80	25		3	4	2			20	12	525		150		300	40				
Graham Jacob	45	85	600	125			4	3	3		2	6	4	600		90	35	200	40				
Barger John	30	110	1600	110			4	3	3				5	525				120	50				
Peate William	40	80	1300	110			3		1		1	20	4	1300		100		375					
Grichlstaff Francis	12	28	4000	15				1	1					140					25				
Elliott William				50	30		3	1	1	2			1	300		100	20	300					11
Cochran Melinda	50	30	700	15			2			2		12	7	340		30		300	50				300
Nichols Henry	100	220	3000	15			2		2			5	7	300		30		175	100				
Sapp Nancy	30	50	1500	15			2		1			10	6	250		200		1500					
Zorbie William	70		1000	75	35		3		2		1	9	6	450		80	30	350					
Burnam Erasmus	80		1000	75			3		2			16	2	465		100		250					
Nickman J. G.	320	24	25000	600	2000		35	7	18		400	40	100	18000			100	3000	600				
Nickman Mad	35		700	75			3		1				6	300				375					
Young Amos	400	100	12000	800	300		6	8	7		5	50	2450		200		2000	300					
Harris William	160	400	6000	100	250		3	1	3	2		12	20	700				1000	300				
Pop W. H. Pimmon	70		2000	25	100		2		2				3	200				1250					
Pop W. H. Lunton	30		1500	10			2		2				5	100				375					
Pop W. H.	20		400	10			1		1		30	30	100	75		140		1300	100				
Pop John	600	100	12000	100	1000		10	70	1		40	30	1500		140		1500	600					
Grippin James	700		14000	200	800		8	8	10				3000										
Lerner Sandy	50		1000	25			2		20				150					250					
Gray Presley	50		1000	15			3						250					250					
Pop Everett	1000	200	20000	200	4000		7	6	2		20		25	2000				750					
Horan Peter	80		1600																				
Horan James	80		100						8					300									
Ruppner P. G.	380		10000	100	300		9	5	7		6	52	17	1500									
Christian H. B.	40		1600	100	30		4		1			13	4	300		160		7500	200				
Baker John	110		3000	150	60		4		2			10	25	600		132	65	750	50				
Burnam Polly	130	70	7000	175	60		5		3		1	19	17	500		400		1250	200				
Burnam Zester	95		3800	100	30		1	2	1				2	350		320		350	1000				
Callaway Wm	40	64	1000	30	100		1	2	2				200		130								
Christ and Dr. P. J.	20	60	20000	75	30		6	1	2				5	500				300					
Christian Thomas	130		5000	200	40		6	1	3		1	9	10	1100	180	30	1250	150					
Martin R. H.	70		2500	75	30		2	3	3		2	16	14	600		158	750	300					1000
Pop W. H. McNeil	30	90	1500	10			2						5	375				300	50				
	5657	2351	173,170	4098	10,240		160	132	124	8	515	300	323	585	41,645	150	3041	2732	25295	3601			1350

State of Wisconsin, enumerated by me on the 12th 19 20 21 day of August, 1870.

A E Burman, Ass't Marshal.

YEAR ENDING JUNE 1, 1870.

Cotton.	Wool.	Peas and Beans.	POTATOES.		Orchard products.	Wine.	Produce of Market Gardens.	DAIRY PRODUCTS.			Hay.	SEED.		Hops.	Hemp.	Flax.	Flax-seed.	Silk cocoons.	SUGAR.		Molasses.	BEES.		Forest products.	Value of Home Manufactures.	Value of animals slaughtered or sold for slaughter.	Estimated value of all farm production, including bedding, implements and additions to stock.	TOTAL VALUE.	
			Irish.	Sweet.				Butter.	Cheese.*	Milk sold.		Clover.	Grass.						Maple.	Cane.		Wax.	Honey.						Dolls.
25	26	27	28	29	30	31	32	33	34	35	36	37	38	39	40	41	42	43	44	45	46	47	48	49	50	51	52		
																											25	1	
					60						4																180	465	2
	30																											315	3
																												50	4
					20						2																60	366	5
	32				30																						160	590	6
	20		116					150			2								140		20					60	375	7	
																												75	8
	30																										20	300	9
	27																										60	425	10
	33				40																						60	250	11
																												100	12
																												150	13
	30						1 1/2																				35	300	14
	30																										70	300	15
	30										1																	230	16
	300										10																32000	3600	17
																												185	18
	400							100			6																525	1500	19
	75																										800	700	20
																											100	800	21
																											100	250	22
																											80	300	23
											30																1200	1275	24
											15																	685	25
																												400	26
																												125	27
																												400	28
											12																400	820	29
																												300	30
											10																	500	31
	150										12																300	1120	32
	40										2																360	375	33
	40										5																320	690	34
	40				100		100				4																250	1150	35
																											250	1000	36
																												150	37
																												275	38
	25										5																275	900	39
	60																										200	730	40
	1432		40		250		102	250			120							140		20						37905	22,246		

* This will include only such cheese as is made upon the farm. Milk sent to cheese factories will be regarded as milk sold off the farm.

State of Wisconsin, enumerated by me on the 17 18 19 20 21 day of August, 1870.
A E Burnam, Ass't Marshal.

YEAR ENDING JUNE 1, 1870.

Cotton.	Wool.	Pens and Deans.	POTATOES.		Orchard products.	Wine.	Produce of Market Gardens.	DAIRY PRODUCTS.			SEED.			Hops.	Hemp.	Flax.	Flax-seed.	Silk cocoons.	SUGAR.		Molasses.	BEES.		Forest products.	Value of Home Manufactures.	Value of animals slaughtered or sold for slaughter.	Estimated value of all farm production, including betterments and additions to stock.			
			Irish.	Sweet.				Butter.	Cheese.*	Milk sold.	Hay.	Clover.	Grass.						Maple.	Hhds. (1,000 lbs.)		Cane.	Wax.					Honey.	Dolls.	Dolls.
25	26	27	28	29	30	31	32	33	34	35	36	37	38	39	40	41	42	43	44	45	46	47	48	49	50	51	52			
																										150	200	1		
																											400	650	2	
					100						8																40	500	3	
																											40	30	4	
																												100	100	5
																												115	115	6
																											2000	12000	7	
	65																										150	250	8	
	15																					30					80	135	9	
	35		5																			130					85	250	10	
	35				20						4																	435	11	
	40				11																						75	450	12	
																												100	13	
																												300	14	
																												400	15	
	32				60						1																350	250	16	
											1																150	350	17	
	100								170		8																250	500	18	
	1100										20																5000	875	19	
																											75	300	20	
	75										11																1500	1700	21	
																											125	200	22	
	30																										120	335	23	
	45																										200	1000	24	
	50																										350	700	25	
																												500	26	
																												780	27	
	20				10						1																100	210	28	
	60																										150	935	29	
					20						2																125	240	30	
							100	300																			200	390	31	
																											200	300	32	
	55				40																						180	800	33	
								80																			140	650	34	
	40				15						3																96	1100	35	
																											200	55	36	
	65																										225	550	37	
																											160	465	38	
	30																										150	350	39	
	25										4	4															300	300	40	
1941			5		276		100	550			53	4									150						15470	19450		

* This will include only such cheese as is made upon the farm. Milk sent to cheese factories will be regarded as milk sold off the farm.

SCHEDULE 3.—Productions of Agriculture in Cedar Township in the County of Bonne, in the Post Office: Columbia



1	ACRES OF LAND.			PRESENT CASH VALUE.		7	LIVE STOCK, JUNE 1, 1870.								PRODUCE DURING THE YEAR.									
	Improved.	UNIMPROVED.		Of farm.	Of farming implements and machinery.		Total amount of wages paid during the year, including value of board.	Horses.	Mules and Asses.	Milch Cows.	Working Oxen.	Other Cattle.	Sheep.	Swine.	Value of all live stock.	WHEAT.		Rye.	Indian Corn.	Oats.	Barley.	Buckwheat.	Rice.	Tobacco.
		No.	Wood-land.													Other unimproved.	Dolls.							
	2	3	4	5	6		7	8	9	10	11	12	13	14	15	16	17	18	19	20	21	22	23	24
1	Gortney Jack	20	40	400	10		1	2	1		1	3	8	150		80		25						
2	Barnes Eli & Co	80	80	1200	20	50	2	2	2		1	6	15	300		100		250	150					
3	Earley Edward	110	40	2200	40	25	3		4		10		10	400			125	350	180					
4	Butcher John	120		520	10		1	1	3		1	19	20	300		90								
5	Hubbard George	80	110	1200			1		1				80	200										
6	Harris Mary	40		250	20		1	2	1				4	225		40		50						
7	Bradley William	190	7	2400	40	250	3	3	4		17	5	42	800		150		1200	200					
8	Fisher Michael	287		10000	300	300	12	11	12		15		50	2500				1250						
9	Fisher Michael	320		10000		300												1500						
10	Fisher Michael	132		3500		100												2000						
11	Beasley Richard	216	30	3500	400	3100	8	3	6		1	25	15	1050		600		625	450					
12	Novil Elyja	70	10	1200	40		2	1	1				2	250				200						
13	Quinnan Vinnoe	20		200	20		2		1		2		1	250				300	60					
14	Strode Jacob	25	15	250	20		2	1						200		80		200						4
15	Rice John	50	76	630	35		3	1	2		1	1	9	200		83		200						400
16	Smith Benjamin	10	30	200	20		1	1	1		1		8	300				300	75					
17	Fox James W	40	90	500	50		4		2		1		10	400		30		300						1500
18	Ballinger James	20	100	700	50		3	1	2		2		1	250		25	75	200	60					
19	Taylor John	4 1/2	45	255	15		2		1				4	200				150						
20	Free Miller A	30	50	400	50		3		1		1	8	5	400		45	15	300	10					
21	Sapp James	30	50	400	20		5	1	2		3	10	4	350		42	15	300	25					
22	Pauly William	14	66	400	15		2		1				3	125		31		100	20					
23	Blackburn Wm	30	60	550	15				1		3	9	7	130		45		250	100					
24	Taylor John	40	40	400	50	15	3		1		3	13	6	300		40		250	100					
25	Fox Charles	20	150	720	50		1	1	1		1		9	250		20		275						600
26	Pauly John	60	40	400	30		1	1	2		3	9	5	225		60		150	200					400
27	Sapp John	20	20	200	25		2		1		1	4	7	225		20		75						25
28	Cordle Ismael	20	60	300			1							10		25		50						100
29	Pauly William	15	25	200	25		1	1	1					150				25						
30	King Thomas	30	46	500	55		2	2	1		3	5	8	400		150	40	500	200					
31	Bronzan John			60			2		2				10	350										
32	Martin James	40		800	75		3		2		1	17	3	400				400	45					
33	Forkis Edmund	120	80	600	100	40	10		4		2	17	18	800		300	300	1000	100					
34	Sapp Elijah	75	125	500	50	100	9		3			16	16	1000		50	75	400	25					
35	Sapp Ann	30	230	200	40		2		1				11	300		55	55	2000						
36	Sapp John	20	10	400	30		4		2		5		5	150		115	115	100						
37	Sapp Jenkins	85	75	3200	50	150						20	10	350		300	300	200						
38	Sapp Thomas	85	50	3000	50		7		3		11		8	550		232		375	100					
39	Rogers John	10	10	500	50		3	2	2		2		3	300				250						
40	Crumm Patrick	20	100	600	5		2		1		2			100		55		75						

2668 2080 53575 1925 1530 105 35 74 94 237 327 14190 2926 270 17025 2000 3029

State of Indiana, enumerated by me on the 23 day of August, 1870.
A. E. Burnham Ass't Marshal.

YEAR ENDING JUNE 1, 1870.

Cotton.	Wool.	Pean and Beans.	POTATOES.		Orchard products.	Wine.	Produce of Market Gardens.	DAIRY PRODUCTS.			SEED.			Hops.	Henry.	Flax.	Flax-seed.	Silk cocoons.	SUGAR.		Molasses.	BEES.		Forest products.	Value of Home Manufactures.	Value of animals slaughtered for sale.	TOTAL VALUE.			
			Irish.	Sweet.				Butter.	Cheese.	Milk sold.	Hay.	Clover.	Grass.						Maple.	Cane.		Wax.	Honey.					Dolls.	Dolls.	
Bales (450 lbs.)	Lbs.	Bush.	Dush.	Bush.	Dolls.	Gallons.	Dolls.	Lbs.	Lbs.	Gallons.	Tons.	Bush.	Bush.	Lbs.	Tons.	Lbs.	Bush.	Lbs.	Lbs. (1,000 lbs.)	Gallons.	Lbs.	Lbs.	Dolls.	Dolls.	Dolls.	Dolls.				
25	26	27	28	29	30	31	32	33	34	35	36	37	38	39	40	41	42	43	44	45	46	47	48	49	50	51	52			
	9																									60	30	1		
	15																										90	300	2	
											3																240	300	3	
	200																										30	155	4	
	200																										100	300	5	
																											75	80	6	
	189										13																1540	1050	7	
	300							200			30																600	1300	8	
																												800	9	
																												1250	10	
	200										12																225	1300	11	
	18																											110	12	
																											30	200	13	
																												180	14	
	12																										75	240	15	
	9																										40	100	16	
																											150	1200	17	
	50																										100	250	18	
																						20			45	100	75	19		
	14																					20				80	225	20		
	23																											230	21	
																											30	100	22	
																												150	23	
	24																					30				125	300	24		
																											100	295	25	
	20					3																					30	100	26	
	8																					10					75	115	27	
																												125	28	
																											20	600	29	
																											100	100	30	
																											85	400	31	
	41																											250	32	
	60											1															300	850	33	
							30															20				175	300	34		
	30						10				1																180	115	35	
	16																										65	75	36	
	40											3															195	900	37	
	40						27					3															135	325	38	
	10																										150	150	39	
	12																											100	40	
	1940						70				200			69	1												45	520	5265	16432

* This will include only such cheese as is made upon the farm. Milk sent to cheese factories will be regarded as milk sold off the farm.

State of _____, enumerated by me on the _____ day of August, 1870.

A. E. Burnham, Ass't Marshal.

YEAR ENDING JUNE 1, 1870.

YEAR ENDING JUNE 1, 1870.																									TOTAL VALUE.					
Cotton. Bales (450 lbs.)	Wool. Lbs.	Fees and Demos. Bush.	POTATOES.		Orchard products. Dolls.	Wine. Gallons.	Produce of Market Gardens. Dolls.	DAIRY PRODUCTS.			Hay. Tons.	SEED.		Hops. Lbs.	Hemp. Tons.	Flax. Lbs.	Flax-seed. Bush.	Silk cocoons. Lbs.	SUGAR.		Molasses. Gallons.	BEES.		Forest products. Dolls.	Value of Home Manufactures. Dolls.	Value of animals slaughtered or sold for slaughter. Dolls.	Estimated value of all farm produc- tion, including bet- terments and addi- tions to stock. Dolls.			
			Fish. Bush.	Sweet. Bush.				Butter. Lbs.	Cheese.* Lbs.	Milk sold. Gallons.		Clover. Bush.	Grass. Bush.						Maple. Lbs.	Cane. Hhds. (1,000 lbs.)		Wax. Lbs.	Honey. Lbs.							
25	26	27	28	29	30	31	32	33	34	35	36	37	38	39	40	41	42	43	44	45	46	47	48	49	50	51	52			
																											150	675	1	
																											100	1050	2	
																											400	470	3	
																											130	350	4	
																											320	397	5	
																											100	1650	6	
																											40	321	7	
	32							120																				49	8	
																														9
																														10
																														11
																														12
																													924	12
	80										6																300	790	13	
	40										1																240	794	14	
	120										8																400	166	15	
																											60		16	
																														17
																														18
	150	900									10																650	400	19	
																														20
	200	20									5																300	594	21	
																											350	320	22	
	50				50			80																			96	505	23	
																											200	725	24	
	18				10																						250	401	25	
	20										1																200	805	26	
	45							100			6																250	1000	27	
	100																										500	892	28	
	220																										160	445	29	
	43							140			1																290	478	30	
	20				10																						150	276	31	
											3																300	570	32	
	100																										100	550	33	
																											80	315	34	
	30				20																						160	679	35	
	200										8																1500	1390	36	
																											100	375	37	
	20				15						2																100	481	38	
																											60	325	39	
																											100	200	40	
1458	20				105			440			50																29	7931	20,812	

* This will include only such cheese as is made upon the farm. Milk sent to cheese factories will be regarded as milk sold off the farm.

State of Missouri, enumerated by me on the August day of 1870.

A. Burnam, Ass't Marshal.

YEAR ENDING JUNE 1, 1870.

Cotton. Bales (50 lbs.)	Wool. Lbs.	Peas and Beans. Bush.	POTATOES.		Orchard products. Dolls.	Wine. Gallons.	Produce of Market Gardens. Dolls.	DAIRY PRODUCTS.				SEED.		Hops. Lbs.	Hemp. Tons.	Flax. Lbs.	Flaxseed. Bush.	Silk cocoons. Lbs.	SUGAR.			BEES.		Forest products. Dolls.	Value of Home Manufactures. Dolls.	Value of animals sold for slaughter. Dolls.	TOTAL VALUE. Dolls.								
			Irish. Bush.	Sweet. Bush.				Butter. Lbs.	Cheese.* Lbs.	Milk sold. Gallons.	Hay. Tons.	Clover. Bush.	Grass. Bush.						Maple. Lbs.	Cane. Hhds. (1,000 lbs.)	Molasses. Gallons.	Wax. Lbs.	Honey. Lbs.												
25	26	27	28	29	30	31	32	33	34	35	36	37	38	39	40	41	42	43	44	45	46	47	48	49	50	51	52								
																										148	190	1							
																											150	1400	2						
																											600	775	3						
																											500	1307	4						
																											700	700	5						
																											800	662	6						
																											100	310	7						
																											220	300	8						
					20			20																	20	180	355	9							
																											200	300	10						
																1												140	455	11					
	25		5												2													260	807	12					
	60																											200	371	13					
	110														1													600	618	14					
																													400	1650	15				
																													600	1600	16				
	100														6													1600	1600	17					
																													200	3500	18				
																														525	19				
	30																											100	404	20					
																													175	440	21				
																														305	22				
								100		2																	9	150	890	23					
	75							130																				480	409	24					
										8																		700	457	25					
	180				50					15																		480	293	26					
								100		4																		150	1239	27					
								50																				1300	680	28					
																												100	375	29					
	50																											100	150	30					
	33				50																							110	399	31					
	96				20																							150	625	32					
																												50	500	33					
																														500	34				
																												100	320	35					
	35																											100	365	36					
															2														175	241	37				
															3														150	140	38				
																													64	150	39				
					25					4																			80	517	40				
1794		5			165			5		400																							20	12349	27354

* This will include only such cheese as is made upon the farm. Milk sent to cheese factories will be regarded as milk sold off the farm.

State of *Wisconsin*, enumerated by me on the _____ day of *August*, 1870.

A. J. Bunnam, Ass't Marshal.

YEAR ENDING JUNE 1, 1870.

Cotton.	Wool.	Peas and Beans.	POTATOES.		Orchard products.	Wine.	Produce of Market Gardens.	DAIRY PRODUCTS.			Hay.	SEED.		Hops.	Hemp.	Flax.	Flax-seed.	Silk cocoons.	SUGAR.		Molasses.	BEES.		Forest products.	Value of Home Manufactures.	Value of animals slaughtered or sold for slaughter.	TOTAL VALUE.		
			Bales (56 lbs.)	Lbs.				Dash.	Bush.	Dash.		Dolls.	Gallons.						Dolls.	Butter.		Cheese.*	Milk sold.					Bush.	Bush.
25	26	27	28	29	30	31	32	33	34	35	36	37	38	39	40	41	42	43	44	45	46	47	48	49	50	51	52		
	100				10		15	40			8															300	890	1	
											1																	285	2
											5															400	900	3	
	100				35			50			3															240	350	4	
																										160	455	5	
	300							200			6															400	1360	6	
	130				30						30															100	1600	7	
	17																									100	400	8	
																										75	125	9	
	300										5															400	480	10	
											10																	315	11
											10																	315	12
	300										5															400	275	13	
	15				10						4															80	300	14	
																										100	250	15	
	54																									200	270	16	
																										120	200	17	
																										225	250	18	
																												190	19
	100																									230	400	20	
					11																					50	130	21	
	60										1															170	400	22	
																												350	23
																												460	24
																												750	25
					15			12													4	5				75	365	26	
	15																									60	175	27	
	50				20						1										4	5	6			100	330	28	
																												250	29
																										100	160	30	
																												190	31
	90																									160	470	32	
											9																	418	33
					14															111						200	39	34	
	45										5															60	400	35	
	7																											72	36
												10														220	570	37	
																											75	225	38
																												200	39
			10																							300	1325	40	
	1683		10		145		15	302			113								111						5540	17739			

* This will include only such cheese as is made upon the farm. Milk sent to cheese factories will be regarded as milk sold off the farm.

State of Missouri, enumerated by me on the August day of 1870.
A. P. Burnam, Ass't Marshal.

YEAR ENDING JUNE 1, 1870.

	Cotton. Bales (450 lbs.)	Wool. Lbs.	Peas and Beans. Bush.	POTATOES.		Orchard products. Dolls.	Wine. Gallons.	Produce of Market Gardens. Dolls.	DAIRY PRODUCTS.				SEED.		Hogs. Lbs.	Hemp. Tons.	Flax. Lbs.	Flax-seed. Bush.	Silk cocoons. Lbs.	SUGAR.		Molasses. Gallons.	BEES.		Forest products. Dolls.	Value of Home Manufactures. Dolls.	Value of animals slaughtered or sold for slaughter. Dolls.	TOTAL VALUE. Dolls.		
				Lish. Bush.	Sweet. Bush.				Butter. Lbs.	Cheese.* Lbs.	Milk sold. Gallons.	Hay. Tons.	Clover. Bush.	Grass. Bush.						Maple. Lbs.	Cane. Hhds. (1,000 lbs.)		Wax. Lbs.	Honey. Lbs.						
	25	26	27	28	29	30	31	32	33	34	35	36	37	38	39	40	41	42	43	44	45	46	47	48	49	50	51	52		
1		50				15						2															150	505	1	
2		10																				5	20				100	485	2	
3		18																									120	400	3	
4																												250		4
5																												130		5
6		33										10															160	675	6	
7		50										2															150	450	7	
8		825										70															350	2900	8	
9		50																									100	300	9	
10		600										10															300	700	10	
11		175				10			40																		100	500	11	
12		30										1															80	250	12	
13		30										2															50	300	13	
14		19										6															75	440	14	
15		46																									180	425	15	
16						6																					40	500	16	
17												1																140		17
18		25																									100	300	18	
19		30										1															75	310	19	
20									10													5	2.5				50	100	20	
21									10																		50	175	21	
22																											85	200	22	
23		16																									100	235	23	
24																											160	350	24	
25		30				30																					200	615	25	
26																												50		26
27		30				6																					140	480	27	
28		30				15																					120	300	28	
29		12				18						1															160	375	29	
30		15																									140	240	30	
31																											130	540	31	
32		60				8																					200	160	32	
33																											100	380	33	
34																												200		34
35		30				30																						260		35
36		33				55						2															300	700	36	
37		18				34																					240	1325	37	
38		32																									90	330	38	
39																											32	165	39	
40						10																							245	40
	2295					237			60			58														45	4527	17585		

* This will include only such cheese as is made upon the farm. Milk sent to cheese factories will be regarded as milk sold off the farm.

State of Wisconsin, enumerated by me on the 28 day of August, 1870.
A. C. Burnham, Ass't Marshal.

YEAR ENDING JUNE 1, 1870.

Cotton.	Wool.	Peas and Beans.	POTATOES.		Orchard products.	Wine.	Produce of Market Gardens.	DAIRY PRODUCTS.				SEED.		Hops.	Hemp.	Flax.	Flax seed.	Silk cocoons.	SUGAR.		Molasses.	BEES.		Forest products.	Value of Home Manufactures.	Value of animals slaughtered or sold for slaughter.	TOTAL VALUE.			
			Irish.	Sweet.				Butter.	Cheese.*	Milk sold.	Hay.	Clover.	Grass.						Maple.	Cane.		Wax.	Honey.					Dolls.	Dolls.	
Bales (133 lbs.)	Lbs.	Bush.	Dush.	Bush.	Dolls.	Gallons.	Dolls.	Lbs.	Lbs.	Gallons.	Tons.	Bush.	Bush.	Lbs.	Tons.	Lbs.	Bush.	Lbs.	Hds. (1,000 lbs.)	Gallons.	Lbs.	Lbs.	Dolls.	Dolls.	Dolls.	Dolls.				
25	26	27	28	29	30	31	32	33	34	35	36	37	38	39	40	41	42	43	44	45	46	47	48	49	50	51	52			
											1															25	84	1		
	100							40			1																250	285	2	
																											30	200	3	
																											100	140	4	
																											15	100	5	
	60							1																			80	562	6	
	70			4				100			10										35						300	875	7	
																											35	100	8	
	100										36																720	1960	9	
	175							40			20																320	750	10	
	125										30																360	630	11	
	80										16																150	1025	12	
																											125	890	13	
																											100	710	14	
	30					30																					180	225	15	
																												140	330	16
																													210	17
																											120	125	18	
																														19
	50																										100	316	20	
																											100	180	21	
																											30	368	22	
	70											3															230	437	23	
																											48	200	24	
	30																										175	255	25	
	75																										240	680	26	
																											100	355	27	
	60										4																120	325	28	
	40																				20						11	780	29	
	20																										60	380	30	
	18																										32	307	31	
	66										1																90	230	32	
	130						57				18																350	600	33	
							20				8																80	500	34	
							30				7																80	315	35	
							20																						506	36
	30						30																				70	300	37	
																														38
																														39
																														40
165				11	187			181			154																5590	16741		

* This will include only such cheese as is made upon the farm. Milk sent to cheese factories will be regarded as milk sold off the farm.



SCHEDULE 3.—Productions of Agriculture in Cedar Township in the County of Boone, in the Post Office: Columbus

Name of Agent, Owner, or Manager.	ACRES OF LAND.			PRESENT CASH VALUE.		Total amount of wages paid during the year, including value of board.	LIVE STOCK, JUNE 1, 1870.								PRODUCE DURING THE YEAR.									
	Improved.	UNIMPROVED.		Of farm.	Of farming implements and machinery.		Horses.	Mules and Asses.	Milch Cows.	Working Oxen.	Other Cattle.	Sheep.	Swine.	Value of All live stock.	WHEAT.		Eye.	Indian Corn.	Oats.	Barley.	Buckwheat.	Rice.	Tobacco.	
		No.	Woodland.												Other unimproved.	Dolls.								Dolls.
1	2	3	4	5	6	7	8	9	10	11	12	13	14	15	16	17	18	19	20	21	22	23	24	
Bap & Nelson	8	✓	30	250	70		2		1					130					125					
Doyle Bap & Ellis	8	✓	32	200	10		1							75										
Smith Jno & H	50	✓	30	400			5	1	3		12	12	13	300		100		500	120					
Ellis Eliza	320	✓		10000	350	300	9	6	10		15	15	25	3505		200		1875	600					
Jacobs Mary	85	✓	15	1200	350																			
Sappington S.	40	✓		800	30		2		1			5	10	200		30		300						
Robards Jno S	100	✓	100	4000	250	100	1	15	3	2	4	37	16	850		222		250	100					
Smith Wm arm	320	✓	80	8000	325	300	7	2	5	2	6	60	20	3150		400	40	2500	200					
Robards Lyne	135	✓	50	4500	125	300	2	1	3		5		17	500		36		300	1000				1450	
Brooks Jno	97	✓	53	3000	50	100	1	2	1		1		3	250				300	100					
Brooks Crockett	97	✓	53	3000	50	100	2	4	4		4		20	200		80		300	300					
Ellis Peter	429	✓	160	10000	200	300	5	1	10	2	10	50	35	1500		200	240	2500	1000					
Bap R. & Nichols	60	✓		1500	75		2		2					300		30		900	50					
Nichols & Wadley	10	✓		300	10		2		1					200				250						
Morris William	12	✓		300	10		2		1					200		30		125						
Blascoe J & L	30	✓		900	95	100	4		1					350				1500						
Wyatt John W	35	✓		875	15		2		1					250		10		350						
Martin Foster	75	✓	45	1800	10		4		3		5	12	13	600		10		300	100				1600	
Watson W. J.	120	✓		4000	75	200	1	1	2		1		4	200					120					
Sappington Jno S	71	✓		2870	40		6	1	1		2	7	14	600		100			150					
Sappington S. B.	110	✓		3340	75	10	4		3		2	14	14	600		120	60		160					
Wiley Jno C.	9	✓		360	10		2		1					250		30			15					
Nichols W. & F	60	✓	10	800	50		2	2	2		3	5	14	500		67		200	50					
Ellis Abram	290	✓	10	9000	300	600	4	6	10		20	25	50	2700		100		1500	300					
Nichols John	110	✓		2750	75		2		2		1	11	9	300		25	15	400	50					
Nichols Asa		✓			15		3		1			40	9	300		30	15	400	50					
Winterbrow Tho S	57	✓	270	1500	175	35	3				8			380		100		300	75				900	
Winterbrow Wm	100	✓	165	3000	150	35	1		3		8		10	250		100		300	75				900	
Coors William	40	✓	40	1200	1000	50	3	2	2		3	12	17	125		100		1000	210					
Sapp Jno C	75	✓	35	800			3		1		1	2	6	400		204		300	150					
Sappington Th	25	✓	20	80	6	3			1			12	6	250		20		300	120					
Nichols Cornelius	60	✓	120	1500			1		1					150		50		100	75					
Nichols Peter	40	✓	40	800	25	20	3		3		8	8		200		50		100	75					
Forbis Isaac	10	✓	30	400			1				5			47										
Forbis Benben	60	✓		1200		2			2					400				75						
Jones William	30	✓	10	300	15		2		1		1	7	6	150		40		300						
Olds H. R.	60	✓	20	900	100		1		1		4	2	2	250		10		600	25					
Evans Lemuel	4	✓	126	270		10			1			4	5	175				600						
Shouse John	15	✓	25	500			2							250		25	1	300			20			
Olds Berry	57	✓		200	100		3	1	3			17	11	40		50		375	40					
	3300		1842	97995	4466	2565	111	51	88	6	125	414	376	22447	3249	376	21000	5425	565	20			4850	

State of *Wisconsin*, enumerated by me on the *26* day of *August*, 1870.
A. E. Burnham, Ass't Marshal.

YEAR ENDING JUNE 1, 1870.

YEAR ENDING JUNE 1, 1870.																									TOTAL VALUE.					
Cotton. Bales (50 lbs.)	Wool. Lbs.	Peas and Beans. Bush.	POTATOES.		Orchard products. Dolls.	Wine. Gallons.	Produce of Market Gardens. Dolls.	DAIRY PRODUCTS.			Hay. Tons.	SEED.		Hops. Lbs.	Hemp. Tons.	Flax. Lbs.	Flax-seed. Bush.	Silk cocoons. Lbs.	SUGAR.		Molasses. Gallons.	BEES.		Forest products. Dolls.	Value of Home Manufactures. Dolls.	Value of animals slaughtered or sold for slaughter. Dolls.	Estimated value of all farm produc- tion, including bet- terments and addi- tions to stock. Dolls.			
			Irish. Bush.	Sweet. Bush.				Butter. Lbs.	Cheese.* Lbs.	Milk sold. Gallons.		Clover. Bush.	Grass. Bush.						Maple. Lbs.	Cane. Hhds. (1,000 lbs.)		Wax. Lbs.	Honey. Lbs.							
25	26	27	28	29	30	31	32	33	34	35	36	37	38	39	40	41	42	43	44	45	46	47	48	49	50	51	52			
																											35	1		
																											75	2		
	43																									200	390	3		
	250				10						24																100	2127	4	
																											110	300	5	
																												280	6	
	100										4																200	432	7	
	300										34																400	2210	8	
											6																150	646	9	
											5																	330	10	
											5																200	470	11	
	200										20																1000	2240	12	
	21																										200	520	13	
																											35	125	14	
																											50	92	15	
																												750	16	
																											50	235	17	
	34																										200	308	18	
																											100	36	19	
							10	30																			180	195	20	
	100																										300	285	21	
											14																180	180	22	
	40										2																80	212	23	
	75										10																600	1239	24	
	35										10																180	365	25	
	24										1																160	370	26	
											1																		471	27
	50										1																200	690	28	
																											150	599	29	
																											200	256	30	
																											100	121	31	
																											180	121	32	
																											300	800	33	
																											180	40	34	
																											50	190	35	
																											600	313	36	
																											180	300	37	
																											180	231	38	
																											40	200	39	
	40										5																80	301	40	
	1308				10		10	30			142																7611	19071		

* This will include only such cheese as is made upon the farm. Milk sent to cheese factories will be regarded as milk sold off the farm.



SCHEDULE 3.—Productions of Agriculture in *Columbia Township*, in the County of *Douglas*, in the

Post Office: *Columbia Mo*

Name of Agent, Owner, or Manager.	ACRES OF LAND.			PRESENT CASH VALUE.		Total amount of wages paid for farm labor during the year ending value of board.	LIVE STOCK, JUNE 1, 1870.								PRODUCE DURING THE YEAR.																								
	Improved.	UNIMPROVED.		Of farm.	Of farming implements and machinery.		Horses.	Mules and Asses.	Milch Cows.	Working Oxen.	Other Cattle.	Sheep.	Swine.	Value of all live stock.	WHEAT.				Rye.	Indian Corn.	Oats.	Barley.	Buckwheat.	Rice.	Tobacco.														
		No.	Wood-land.												Other unimproved.	Dolls.	Dolls.	No.								No.	No.	No.	No.	No.	Dolls.	Spring.	Winter.	Bush.	Bush.	Bush.	Bush.	Bush.	Bush.
1	2	3	4	5	6	7	8	9	10	11	12	13	14	15	16	17	18	19	20	21	22	23	24	25	26	27	28	29	30	31	32	33	34	35	36	37	38	39	40
Book Henry	6			5000		300	1	1					4	200																									
Clarkscales R H	350	25		15000			1	2					3	325																									
Guitar Osou	110	7000	3000	25000	2000	1000	2	2	3		12		50	3000				500	150																				
Arnold Eliza	25	25		5000			2	2			3		15	500				300																					
Gillespie Thos J	2			150		200	2	1						200		200		250																					
Garth Jefferson	240	400		60000	300	990	16	7	10		10	40	80	3860		300		2500	500																				
Schwabey H Le	160	600		90000	500	300	12	1	3	2	10	20	30	2015		100		500	200																				
Allan Thos M	50	150		10000	200	300	2						1	255		600		10000																					
Sharp Lewis	37	116		1500	150	1000	3		3	2	3		27	1000		200		1000																					
Hume S	150	169	34	9000	200	700	4	3	6	2	3	50	25	1250		200		750	250																				
Reuben	60	100	120	7000	300	700	2	4	7		12		35	1300		300		2000	400																				
Machis John	400	200	80	15000	100	750	8	2	6	2	9	50	45	1546		400		500	0000																				
White W A	25	22		1470		500	3	2	1		0	43	40	971		150		850																					
Stone Charles W	270	50		10000	100	700	2	3	2		2	50	45	1200		400		3000	1800																				
Stephens Jas S	27			15000		500	2	2	3				6	500																									
Rollins Jas S	100	800	2000	30000	200	800	15	10	6		30		30	2500		1000		1500	300																				
Smith R H	210	219		15000	1500	700	3	14	4		4		12	2400		1600		1000	150																				
Burnam John F	500	250	300	30000	500	750	6	12	6	2	90	450	100	3500		700		1000	500																				
Case Margaret	200	250		18000	200	200	11	1	15		21	50	82	3500				1000																					
Beattie Wm F	200	80		10000	200	500	6	4	4		10	15	20	1530		600		1000	300																				
Nickman Jas S	80	40		8000	50	500	2	2	4		2		12	750		200	40	300	200																				
Brownell Jacob	70	26		4240	100	150	4		3		2		15	600		140		300	300																				
Shock J Mc	140	160		9000	100	300	8		6		6		40	950		350		1000	300																				
Keith George	100	130		9200	500		5		4		2		30	720		400		700	100																				
King James	160	150		9000	100		4		2			20	30	740		300		500																					
Robinson John M	80			12000		300	3		33		2		12	1725																									
Morse Geo S	20			3000	100	300	2		1				2	280				600																					
Arnold R F	160			6400	100		2		1				16	330		100		1000	100																				
Nickman Geo S	283			14000	200	1000	8	8	7				19	2070		200		1000	250																				
Ridgway Wm	200	50		9000	100	100	6	2	7				40	1900		250		1000	200																				
Jos Dora	100	120		8800		125	2						5	200				500																					
Clark Dudley W	240			10000		200	16	4	5		25		60	2900		275		1000	300																				
Garing N B	85	215		5000	150	270	3	4	4	2	6	10	11	1370		100		250	32																				
Keew Alex	100	80	90	7200	100		4	1	3		3		20	780		100		500	30																				
Chick Thomas	25	45		7600	100		3					20	23	300		125		1000	300																				
Fulley Edgar	100	90	91	12000	500	800	7		2		8		60	1200		800		1000	400																				
Alexander Nathan	165	95		4800			5		2		14		30	1030		268		1000	160																				
Murphy N D	75	25		4000	150		2	3	3		2		25	500																									
Husley Chpten	60	80		2500	100		4	1	4		8	16	15	600																									
Pearson Wm F	20	84		2000	70		2	1	2		2		1	230				75	30																				
	6285	5387	15625	229860	7170	14735	195	95	150	12	307	816	744	1078	51097	10408	40	39225	7252																				

State of Missouri, enumerated by me on the 25 day of June, 1870.
A. C. Pomeroy, Ass't Marshal.

YEAR ENDING JUNE 1, 1870.

Cotton.	Wool.	Peas and Beans.	POTATOES.		Orchard products.	Wine.	Produce of Market Gardens.	DAIRY PRODUCTS.			SEED.			Hogs.	Hemp.	Flax.	Flax-seed.	Silk cocoons.	SUGAR.		Molasses.	BEES.		Forest products.	Value of Home Manufactures.	Value of animals slaughtered or sold for slaughter.	Estimated value of all farm produce, including but not confined to such.		
			Irish.	Sweet.				Butter.	Cheese.*	Milk sold.	Hay.	Clover.	Grass.						Maple.	Cane.		Wax.	Honey.						
Bales (150 lbs.)	Lbs.	Dush.	Dush.	Dush.	Dolls.	Gallons.	Dolls.	Lbs.	Lbs.	Gallons.	Tons.	Dush.	Dush.	Lbs.	Tons.	Lbs.	Bush.	Lbs.	Hds. (1,000 lbs.)	Gallons.	Lbs.	Lbs.	Dolls.	Dolls.	Dolls.	Dolls.			
25	26	27	28	29	30	31	32	33	34	35	36	37	38	39	40	41	42	43	44	45	46	47	48	49	50	51	52		
			50				75	75			2																200		
								200																			50		
		2	40				150	300			10															400	3000		
			20					300			20																150	460	
		10	150	30			50				1								230							25	700		
	200	5	100		80		50	400																		960	3500		
	75	10	100		25		25	100			14								200						100	300	3000		
			100				40	300																			150	1100	
			70	30	60		75	500			2													400		450	2000		
	200		50		25			300			2								50								400	1297	
		3	75	2			50	300																25		350	1650		
			50		150		50	150																			150	3465	
	264		40		30		50	200			5																150	2212	
	25		20	5				200																			100	2667	
							100	250			5																40	750	
		20	100	30	150	50	100	400			40								100								300	3900	
											10																	150	4410
	700		50		50																							450	5000
	140							400																				500	1175
	50		10		50			250			40																	400	2650
			20		25			300																				180	715
					25			300																				180	1687
				5	50			300			5													100		250	1400		
					20			400			5													50		240	1165		
	120		40		25			250													10						250	900	
		200						360		31680	20																100	8418	
			25																					40				320	
			10		25						10																	50	790
			80		25		100	360																			500	1517	
			50		25			300			10																240	1050	
											10																100	1480	
			20					300																			300	1776	
	40		40		25			300													40			30		140	544		
	20		20					300													20			50	18	70	600		
			25					300			8													60		88	1088		
								300			20																1000	2570	
			20					300																			260	1388	
			12					300																			20	300	1139
	40		25					500																			192	1350	
			25		50		40	50																			30	145	
1874	50	1687	102	915	50	955	9645	3	1650	243								550	70		40	715	163	12880	7498	73918			

* This will include only such cheese as is made upon the farm. Milk sent to cheese factories will be regarded as milk sold off the farm.

SCHEDULE 3.—Productions of Agriculture in Columbia Township, in the County of Rome, in the Post Office: Columbia Mo

Name of Agent, Owner, or Manager.	ACRES OF LAND.			PRESENT CASH VALUE.		Total amount of wages paid during the year, including value of board.	LIVE STOCK, JUNE 1, 1870.								PRODUCE DURING THE YEAR.									
	Improved.	UNIMPROVED.		Of farm.	Of farming implements and machinery.		Horses.	Mules and Asses.	Milch Cows.	Working Oxen.	Other Cattle.	Sheep.	Swine.	Value of all live stock.	WHEAT.		Rye.	Indian Corn.	Oats.	Barley.	Duckweed.	Rice.	Tobacco.	
		No.	Wood-land.												Other unimproved.	Dolls.								Dolls.
1	2	3	4	5	6	7	8	9	10	11	12	13	14	15	16	17	18	19	20	21	22	23	24	
1 Sublett Abram	175	440	400	12000	100	700	6	4	3	2	30	40	10	1135		100		500						
2 Mrs Gilbert	30	190		3000	100		4		4		6		9	500		80		150						
3 Gordon David	250	2150		50000	500	1000	7	17	15		40	125	25	5200		700		2500		1000				
4 Clarkson AP	250	170	10	20000	300	1200	6	8	6		9	50	50	2210		300		1250		550				
5 Miller Lizzie B	35	35		1800		180	1		1				6	170				165		25				
6 Phillips Rollins				R			1	1	2				2	270										
7 Lamberton Harry	125	215		4800	200	40	1	8	3		5		21	1730		75		500		350				
8 Barch Joseph	40	16	30	1500	100	15	5	2	3		7	27	15	1950		85		754		200				
9 James J W	30	50		1500	100		1							100				300		140				
10 Amos Thomas (dec)	45	45		3000	200	120	1		3		1		1	335				150		180				
11 Kefferd J D				R		200								400				200						
12 M Intyre J D	60	110		8500	200	250	6	7	3		1		11	1500		250		650		400				
13 Nether Kate	100	60		2400	100	265	4	2	3				15	1000		80		750		400				
14 Jacobs Junius	115	265		11450	125	275	6		3				30	1300		288		1125		400				
15 Mason John				R									17	400				300		200				
16 Victor Wm B	200	220		16800	200	600	8	12	6		20	11	40	3000		150		1100		300				
17 Jacobs W H	300	100	160	10000	400	670	3	4	2				20	800				2000		800				
18 Greer William					100		4		3		1			575										
19 Sebastian Moses	100	53	40	5200	500	500	3	5	8		13		85	2500		50		2000		1000				
20 Alex	70	90		4800		200		2	1					300		700		300						
21 Stark Homer							2							150										
22 Nickerson M H	145	82	40	5500	150	1000	4		3	1	38		60	2000				1500		1200				
23 Stewart John				R			1							75				300		100				
24 Mosaley Wm	325	1280		15150	350	520	6	3	9		60	22	50	3675		180		2100		500				
25 Thomas				R		20		1	1				5	100		15		150					100	
26 White Allen	117			3000	50		3		1				17	411	1500	105	32	500		800				
27 Cunningham Lissa	227	80		5000	100	150	2	2	2		2	10	60	1380		105	32	2100		800				
28 Rockford Larry	160	240		16000	150		7	7	4		2	30	15	1600		53		1000		150				
29 Reafers John				R	20		2		3					300				375		100				
30 Baker John	35	125		2800	75		3		3		2	40	4	475				350		50				
31 Deane M W	15	25		400		10	3		5				3	19	410			150		50				
32 Wall Lamb	40	29		700	30		2		1		1	4	1	175				250						
33 McCabe John					20		1						1	130										
34 Amos L J				R			2						2	270				200						
35 Towner John	60	20	80	1400	20				3		2	20	15	300		100		400		500				
36 Deakins Frank	60	40		1000	30		4		1		4	7	15	525		60		150		200				
37 Brown Wm	5	570		300			4		3				2	150				50						
38 Tinkler Wm				R			2		3		2		5	315				500						
39 Stephens Wm	90	120	180	4800	60	150	3	3	8	1	30	180	20	1890				750						
40 Gibbs Liberty	100	40		2100	50	5	2	1	2		15	8		180		60		250		100				1000



3294 3274 1040 22250 440 404 5070 126 89 119 4 280 611 659 40125 3142 64 25629 9809 1100

State of Missouri, enumerated by me on the 25 day of June, 1870.

A. E. Roman, Ass't Marshal.

YEAR ENDING JUNE 1, 1870.

Cotton. Bales (450 lbs.)	Wool Lbs.	Furs and Beavers. Bush.	POTATOES.		Orchard products. Dolls.	Wine. Gallons.	Produce of Market Gardens. Dolls.	DAIRY PRODUCTS.			Hay. Tons.	SEED.		Hops. Lbs.	Hemp. Tons.	Flax. Lbs.	Flax-seed. Bush.	Silk coccons. Lbs.	SUGAR.		Molasses. Gallons.	BEES.		Forest products. Dolls.	Value of Home Manufactures Dolls.	Value of animals slaughtered or sold for slaughter. Dolls.	TOTAL VALUE.				
			Irish. Bush.	Sweet. Bush.				Butter. Lbs.	Cheese.* Lbs.	Milk sold. Gallons.		Clover. Bush.	Grass. Bush.						Maple. Lbs.	Cane. 1000 lbs.		Wax. Lbs.	Honey. Lbs.				Dolls.				
25	26	27	28	29	30	31	32	33	34	35	36	37	38	39	40	41	42	43	44	45	46	47	48	49	50	51	52				
	100							300																		120	985				
			10		50		50	200																40		100	544				
	600				50		100	400			20													200		805	4490				
	150		100		300	20		700			10															400	1940				
			15				20	400																				205			
			40	10				365			15																	290			
			8					365			4																390	573			
	150	30	50	15	65		25	450			8															150	878				
	350		40		40			400			4															200	317				
			15					365																			180	234			
																												100			
																												695			
			30		350			400																				1055			
											6																200	1030			
																											400	210			
	100		100	7	40			425			32																725	856			
			50		50			700			10																	1615			
		20	50	15	100			800			7																2000	1755			
		10	40																							200		300			
			50					300																				1254			
																													183		
	95		100	15	100			200			45																200	1406			
	20										2																		126		
			30		25						25																200	745			
	40		30		40																							650	1009		
	150		25	40	40			375			8																380	910			
	50		2																									150	237		
	60		15																										173		
			10		15			300																					190		
																													125		
																														149	
			650		40			300			4															85	18	200	7000		
	27	5			20																							100	329		
																												25	25		
																													150	250	
	600										10																	400	655		
	50		20				40	375																				60	505		
	2522	65	1500	102	1325	20	235	7820			210														325	218	9185	27492			

* This will include only such cheese as is made upon the farm. Milk sent to cheese factories will be regarded as milk sold off the farm.



SCHEDULE 3.—Productions of Agriculture in Columbia Township, in the County of Brown, in the
 Post Office: Columbia

Name of Agent, Owner, or Manager.	ACRES OF LAND.			PRESENT CASH VALUE.		Total amount of taxes paid during the year including value of board.	LIVE STOCK, JUNE 1, 1870.								PRODUCE DURING THE										
	Improved.	UNIMPROVED.		Of farm.	Of farming implements and machinery.		Horses.	Mules and Asses.	Milk Cows.	Working Oxen.	Other Cattle.	Sheep.	Swine.	Value of All live stock.	WHEAT.		Rye.	Indian Corn.	Oats.	Barley.	Buckwheat.	Rice.	Tobacco.		
		No.	Wood-land.												Other unimproved.	Dolls.								Dolls.	No.
1	2	3	4	5	6	7	8	9	10	11	12	13	14	15	16	17	18	19	20	21	22	23	24		
Gordon Sophia	90	100	130	4500	200	400	5	1	6		26		25	1460	280			875	200						
Miller Lawrence				R	40	0	1	1						150				75							
Parko Allen	100		120	3500	100	250	7	2	2		12	19	35	1710		150		750	150						
Jesse														4	100										
Bolton John	60		110	2400		600	5	2	6		2		5	1150		150		625	600						
McBride Nathan	60	160		1800	200	50	7		3		5		33	940		80		300	150						
Dunniads Saul	100	220		5000	200	200	8	1	4		8	40	40	1660		270		1065	700						
Meinroo Julius	40	65		2100	150	75	3						2	275		115		500	300						
Dunniads James	80	80		4000	500	543	4	2	7				5	940		175		1500	600						
Darby Edmund	75	85		4000	150	300	7	2	5		6	18	30	2000		160		1050	50						
Athy Horatio	35	425		6400	150		1		1					150		250		300							
Bolton David	266	450		8300	300	900	6	2	5		6	20	20	1300		747		1500	100						
Jones Barton	136	40		3500	100		1	2	1					300		165		600	150						
Arnold Siggie	30	10		1500	100		1							100		125		850	200						
Tanner Charles	115	130		6500	150	400	2	3	2		5	30	40	950		300		1000							
Kusny Wm	500	100		24000	175		4		3				10	350		30		500							
Baller William	350	30		6000	250		3	2	2		60	20	950		275		750	300							
Wm J	40			1600	100	25	2	1					4	200		50		1000	50						
Gillespie David	130	65	75	3200	185	55	3	2	3		8	23	100	1950		200	40	1200	400						
Pemberton Rachel	100	60		3000	20		1		2					15	175		160		800	175					
Gillespie Robt	100	180	80	3000	200	500	4	3	3		10	20	50	2000		100		400	100						
William	100	91		4000	25	65	4	3	3				15	1050				500	25						
Vivian John	120	300	100	6000	400	700	2	2	4	2	5	50	12	995				1000							
Boone Columbus				R	100		2		1					100											
Jutte Bedford	10	70		1400		70								5	25				200						
Vivian David	200	40	30	10000	150	1000	18	7	7		30	40	20	5250		150		500	500						
Roberts Pleas	250	150	120	8800	400	1000	1	6	15		175	80	90	10520		400	150	2500	1000						
McKenna Thomas	220	100	60	7700		240	2	1	2					2	520			3250							
Vincent James	90	70		3600		25	3		4					10	550		245		300	200					
Vivian Virginia	60	250	30	6500	100	175	2	4	15		40	30	35	2600		200		1000							
Woodson George	60	40	120	2000	150	25	4	1	4		6	20	15	960		75		500	400						
Barnhart John	190	130	80	6000	100	40	4	3	7		7			58	1350		127		700	700					
Roberts Noah	300			16000	550	500	8	2	7		14	9	18	3450		250		450	100						
Vivian Walker	45	100	135	1400	25	200	7	2	5		4	45	25	2035		40		450							
Harvey William	160			1500		15	1							100				100							
W Le	160			1500		20	2		1					200				180							
Tanner Squire	70	90		6400	250	250	4	3	4	2	16		15	1750		175		1050	300						
George	240	80	80	10000	200	800	4	2	6		15	30	30	2000		150		750	1000						
Gempson Arthur	205			2100	40		4		1					300		20		450							
White James	60	20	10	2700	150	225	3	3	5		1			25	950		270		1000	300					

4962 3036 1590 4000 19200 5910 9648 150 65 150 4 401 528 814 5345 250 5607 140 29990 8750

State of Missouri, enumerated by me on the 1st day of July, 1870.
 , Ass't Marshal.

YEAR ENDING JUNE 1, 1870.

Cotton. Bales (50 lbs.)	Wool. Lbs.	Peas and Beans. Bush.	POTATOES.		Orchard products. Dolls.	Wine. Gallons.	Produce of Market Gardens. Dolls.	DAIRY PRODUCTS.			Hay. Tons.	SEED.		Hops. Lbs.	Hemp. Tons.	Flax. Lbs.	Flax-seed.* Bush.	Silk cocoons. Lbs.	SUGAR.		Molasses. Gallons.	BEES.		Forest products. Dolls.	Value of Home Manufactures. Dolls.	Value of animals slaughtered or sold for slaughter. Dolls.	TOTAL VALUE. Dolls.			
			Irish. Bush.	Sweet. Bush.				Butter. Lbs.	Cheese.* Lbs.	Milk sold. Gallons.		Clover. Bush.	Grass. Bush.						Maple. Lbs.	Cane. Hhds. (1,000 lbs.)		Wax. Lbs.	Honey. Lbs.					Estimated value of all farm produc- tion, including bei- terments and addi- tions to stock.		
25	26	27	28	29	30	31	32	33	34	35	36	37	38	39	40	41	42	43	44	45	46	47	48	49	50	51	52			
	24		40								1															200	500	1		
	81																										1577	40	2	
																											150	5.50	3	
																													4	
	50				25			20																			220	600	5	
																											312	395	6	
	100		100	20							10																470	1400	7	
			100	10																							140	425	8	
	75										25																	1325	9	
	200																										400	725	10	
																											100	300	11	
	50																										120	1550	12	
			50		35			265			5															150	40	220	925	13
			60		75			450			3															30	45	200	850	14
	100																										150	825	15	
																											300	281	16	
	150																										300	980	17	
																											100	350	18	
	200																										1300	1065	19	
																													660	20
	95																										200	430	21	
	70																										160	295	22	
	780										10																1100	1195	23	
																											100	300	24	
																											160	700	25	
	180																										4050	645	26	
	750										30																2935	2500	27	
	120										4																	1425	28	
	120																										150	905	29	
	200			100							40																3000	800	30	
																											80	481	31	
	80																										100	340	32	
	90										81																880	1300	33	
	180																										200	885	34	
																											200	585	35	
																											50	365	36	
											10																650	150	37	
	125										20																525	1000	38	
	740																										100	345	39	
	145										13																860	1070	40	
	2509		390	130	133			835			302															150	85	20252	29322	

* This will include only such cheese as is made upon the farm. Milk sent to cheese factories will be regarded as milk sold off the farm.

State of Missouri, enumerated by me on the 2 day of July, 1870.

, Ass't Marshal.

YEAR ENDING JUNE 1, 1870.																																																			TOTAL VALUE.
Cotton.	Wool.	Figs and Beans.	POTATOES.		Orchard products.	Wine.	Produce of Market Gardens.	DAIRY PRODUCTS.			SEED.			Hops.	Hemp.	Flax.	Flax seed.	Silk cocoons.	SUGAR.		Molasses.	BEES.		Forest products.	Value of Home Manufactures.	Value of animals for slaughter.	Estimated value of all farm production, including botchments and additions to stock.																								
			Dolls.	Gallons.				Dolls.	Lbs.	Lbs.	Gallons.	Tons.	Bush.						Bush.	Lbs.		Tons.	Lbs.					Bush.	Lbs.	Hhds. (1,000 lbs.)	Gallons.	Lbs.	Lbs.	Dolls.	Dolls.	Dolls.															
25	26	27	28	29	30	31	32	33	34	35	36	37	38	39	40	41	42	43	44	45	46	47	48	49	50	51	52																								
																											100	150																							
	40							120																			370	292																							
								120																			50	625																							
																													309																						
																													261																						
	60							50			4																350	1115																							
	40										8																	500	1130																						
	250										6															35	1175	1055																							
											1																	400	280																						
																												100	114																						
																												400	100																						
	913																											236	350																						
																													440																						
																												200	530																						
	50				100			75																				200	865																						
	100				200						8																		140	180																					
																													120	282																					
																													50	282																					
																														282																					
																													80	350																					
																													300	720																					
	24										4																		825	1159																					
																													100	375																					
																													3000	1059																					
	160																													342																					
																													200	320																					
	50																												100	1060																					
	140																													357																					
	150										12																		80	85																					
																														125																					
																														300																					
																														450																					
																														350																					
																														615																					
				50				30			20																		370	385																					
	150																												230	385																					
	200										8																		200	100																					
																													40	175																					
																													50	175																					
																													40	100																					
	2327			50				300			71																		35	1034	17844																				

* This will include only such cheese as is made upon the farm. Milk sent to cheese factories will be regarded as milk sold off the farm.

SCHEDULE 3.—Productions of Agriculture in Columbia Township, in the County of Borne, in the

Post Office: Columbia



Name of Agent, Owner, or Manager.	ACRES OF LAND.			PRESENT CASH VALUE.		Total amount of wages paid during the year, including value of board.	LIVE STOCK, JUNE 1, 1870.								PRODUCE DURING THE YEAR.										
	Improved.	UNIMPROVED.		Of farm.	Of farming implements and machinery.		Horses.	Mules and Asses.	Milch Cows.	Working Oxen.	Other Cattle.	Sheep.	Swine.	Value of All Live Stock.	WHEAT.		Rye.	Indian Corn.	Oats.	Barley.	Buckwheat.	Rice.	Tobacco.		
		No.	Wood-land.												Other unimproved.	Doll.								Doll.	Doll.
1	2	3	4	5	6	7	8	9	10	11	12	13	14	15	16	17	18	19	20	21	22	23	24		
Simpson Alfred	Renter			25			2	1					6	250				100							
Rolli Solomon	Renter			35			2	2					8	300		40		120							
Maddy Robert		50	15	5	14000	75	200	5	1	5	7	7	15	775		400		1000	2500						
Bradford William		12	128		400	10	40	1					1	75		30									
Jackson Henry					10		1	1						70											
Jackson W. R.		170	30		8000	150	250	10	13	3	3	100	35	4000		400		1000	150						
Griffith G. R.	Renter				30		4	2				40	3	400											
Wilson N. W.		140	110		4000	150	6	4	6	2	8	32	40	1000		200	30	1000	100						
Berry John					50		3							340											
Faylor Barry		150	211		20000	25	3	2	3	2			70	1000											
Moff Robert																									
Forsyth Martin		40	100		1000	15	1					4	12	150		40		200							
Wharton J. S.		125	125	42	7000	500	150	9	4	3	2	10	20	35	1500		180	80	1000	195					
Berry David		110	150		11000	300	500	5	4	6	8	28	31	1080		200	100	1275	200						
Hickman E. C.		150	113	42	7000	500	180	9	4	2	2	10	20	35	1500		180	80	1000	200					
Sutton William		50	70		6400	100	100	3	2		27		15	1030		100		750	140						
Rollins Jerry					100				2		2			150		110		200							
Beaford R. F.		140	150		10400	300	500	3	2		27		31	1000		100		750	140						
Peter Joseph		150	300	70	15000	200	400	4	1	10	4	20	18	27	2775		60	500	75						
Wall R. C.		80	99		4500	200	180	8	1	4		4	30	6	1000		100								
Maupin Pauline								2	2		3	4	8	150		10		300	200						
Robinson A. L.		30	50		6000		40	2	1					350		200		125							
Daugherty David		35	35		700				1					70		120		630							
Hickman Joseph		200	320	100	3000	500	300	8	4	5	4	18	9	20	1000		300	100	1500	300					
Lemon Robert		200	200		2000	400	600	7	25	6		6		30	2500		125		2000	500					
Payne Moses W.		400		1100	1730	100	25	8	4	10		3	9	2200		150		300							
Adair James		20		70	400	25	25	2	2			2	20	20	450		60		500						
Hamilton Jesse		240		160	1200	140	140	5	2	8		22	13	8	1730		150		750						
Stewart Truscud		150		110	7500	75	75	3	3			30	25	525		30		300							
Northcut George		80		80	3200	75	75	3	1	1				25	520		175								
Shock George				4	800	50	50	3		2		1	13	13	410										
Sullins Amos						565	565	2	5	2		5	6	35	815		1000		700						
Sorganis W. S.		80		140	5000	60	60	3	2	3		6	12	50	1270		116		1000						
Turner Abram		160		120	8000	300	300	5	4	5		16	10	7	1000		150		500						
Lyons Perry		150		120	7500	100	100	7	6	5		4	42	53	2050		114		1750						
Reid Robert		70		60	3500	2000	2000	6	4	9		25	40	45	2600		500		2805						
Carpenter Joseph		145		215	6600	500	500	5	9	14		19	80	12	1950		10		1000						
Wiley Frank		200		200	7000	500	500	3	6	8		2	6	70	1750		375		460						
Maupin John O.		110		80	1500	400	400	4	3	4		5	20	110	1385		100		1500						
Maupin John M.		80		80	3200			3						190		100		250	150						
		3787	1986	2988	223530	3440	3115	156	114	142	16	318	665	953	41310	5845	450	24065	2600						

State of Missouri, enumerated by me on the 20 day of July, 1870.

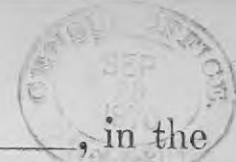
A. P. Burnam, Ass't Marshal.

YEAR ENDING JUNE 1, 1870.																																																			TOTAL VALUE.
Cotton.	Wool.	Peas and Beans.	POTATOES.		Orchard products.	Wine.	Produce of Market Gardens.	DAIRY PRODUCTS.			Hay.	SEED.		Hops.	Hemp.	Flax.	Flax seed.	Silk cocoons.	SUGAR.		Molasses.	BEES.		Forest products.	Value of Home Manufactures.	Value of animals slaughtered or sold for slaughter.	Estimated value of all farm produce, including bet-terments and addi-tions to stock.																								
			Irish.	Sweet.				Butter.	Cheese.*	Milk sold.		Clover.	Grass.						Maple.	Cane.		Wax.	Honey.					Dolls.	Dolls.	Dolls.																					
Bales (450 lbs.)	Lbs.	Bush.	Bush.	Bush.	Dolls.	Gallons.	Dolls.	Lbs.	Lbs.	Gallons.	Tons.	Bush.	Bush.	Lbs.	Tons.	Lbs.	Bush.	Lbs.	Lbs.	Hhds. (1,000 lbs.)	Gallons.	Lbs.	Lbs.	Dolls.	Dolls.	Dolls.	Dolls.																								
25	26	27	28	29	30	31	32	33	34	35	36	37	38	39	40	41	42	43	44	45	46	47	48	49	50	51	52																								
											7																230	320	1																						
																											75	200	2																						
																													1020	3																					
																													90	4																					
																													2900	5																					
	257										3																850	1045	6																						
																													100	7																					
	150										12																	150	900	8																					
																													3250	9																					
																													450	10																					
																														600	11																				
	22										2																34	150	12																						
	100																										280	825	13																						
	140							30			25																560	1375	14																						
	200							100			20																400	1100	15																						
	115							40			4																450	600	16																						
	210																											120	200	17																					
																													800	625	18																				
	210							50																			100	450	19																						
																													420	20																					
																													180	1250	21																				
																												180	8250	22																					
	50																											60	295	23																					
	100																											400	365	24																					
	150																											800	600	25																					
																												650	245	26																					
																												210	195	27																					
																												8000	12550	28																					
																												375	1565	29																					
																												135	616	30																					
																													500	300	31																				
																													1350	32																					
																													718	33																					
																												400	34																						
																												1537	1100	35																					
																												1550	2000	36																					
																												460	510	37																					
																												1500	625	38																					
																												500	995	39																					
								400			2																500	100	350	1325	40																				
	1703			75				620			75																500	100	21636	30374																					

* This will include only such cheese as is made upon the farm. Milk sent to cheese factories will be regarded as milk sold off the farm.

SCHEDULE 3.—Productions of Agriculture in Missouri Township, in the County of Brown, in the

Post Office: Columbia



Name of Agent, Owner, or Manager.	ACRES OF LAND.			PRESENT CASH VALUE.		Total amount of wages paid during the year including value of board.	LIVE STOCK, JUNE 1, 1870.								PRODUCE DURING THE YEAR.										
	Improved.	UNIMPROVED.		Of farm.	Of farming implements and machinery.		Horses.	Males and Asses.	Milk Cows.	Working Oxen.	Other Cattle.	Sheep.	Swine.	Value of All live stock.	WHEAT.		Oats.	Barley.	Buckwheat.	Rice.	Tobacco.				
		Wood-land.	Other unimproved.												Dolls.	Dolls.						Spring.	Winter.	Bush.	Bush.
1	2	3	4	5	6	7	8	9	10	11	12	13	14	15	16	17	18	19	20	21	22	23	24		
Stephens John R	15	3		800	25		1						150				300	20							
Bony Woodron	20			500	50	10		2	1		3		20	300		36		225							
Dennis W H	100	50	100	2500	100	70	3	4	5		12	14	14	1000		190		1000							
Melloway Robert	36	4		1500	150	300		1	1				2	165		200		500							
Sullins John	100	60		10000	250	250		5	2		8	10	50	1160		450	50	750	150						
Sullins Thomas	100	60		10000	250	250	1	5	2		8	10	50	1160		450	50	750	150						
Sullins Newton	140	50		5000	200	160	4	4	2		2	20	29	1000		350		500	50						
Weisman W J	100	20	40	4000	200	175	5	7	4		4	12	14	1495		240	12	600	100						
Pontiac George	15	25		800	150		3		2		1	4	8	400				375							
McCaffee R. L	180	140		10500	300	280	6	3	6		11	21	40	1265		300		1500	300						
Buley Robert	16	24		800	40	30	4		2			50	6	500				100	10						
George Sarah A	70	20	150	2400		200	1		1			5	10	125		30		625							
Robinson John	100	65	35	4500	200	300	4	7	6	2	2	25	40	2800		225		750	160						
Myers Philip	11			220	40		1		1				8	125				180							
Payne Noah	60		80	4200	100	80	6		2				25	600				500	40						
Lowton Thomas	18	37		1100	30		3		1				23	350		60		325	120						
Payne John	30	15	35	1600	200	150	4		2				18	700		149		500	50						
Vanhook John				4600			1		2		1			140											
Domela. Poorhouse	50	95	15	3200	200	200	2		3			9	21	270			30	500	150						
Via W L A	75	30	15	8000	200	50	6		4				14	800		352		1000	700						
Turner James	160			400	50		4		4			25	15	575		100		250	23						
Hume Lafayette	90	40	30	4800	100	100	6	2	5	2	3	45	50	1345		250		850	150						
Turner Jesse	20			600	75		2					5	8	240		100		300							
Same	80	10	20	4000	100	50	6	2	2		4	5	40	1180		250		500							
Conley Benjamin	80		35	2000		15	2		2				10	335				375							
Hally Commodore	320			6400	250	44	3	10	5	2	15	32	40	2150		400	160	1375	300						
Buckner Robert	6			120										7	40										
Lanier W. W.	160			4800	350	500	2	5	11	2	15	2	100	1600		250		1000							
Smith Robert	100	20		3600	35	300	2		2					550		130		250	800						
Evans & Vanhook	400			12000	300		4	2	1					500		450		2500	1000						
Duncan G. W	12	21		990		50	1	1	2				7	230				500							
Quisenberry Monroe	25	136	10	3400	50	20	3		1				7	300		150		500							
Hall Andrew	20	25		750	50		2		1	1	1	18	18	310		40		150							
Hall William	20	30		750	50		1		1	1	2	19	17	310		40		150							
Watson Nimrod	82		15	50	2000		6		2		4	19	9	500		59		375	300						
Dunham Samuel	175		60	4700	200	175	6	1	5				25	1000		500		500	300						
McGee Wyatt	160		140	6000	100	150	8	3	4		4	25	15	1200		195		500	200						
Hudson Joel	87			2000	125	30	4		2	4		3	15	460		204		625	200						
Hays Isaac	320			5600	300	300	13	4	6		12	50	30	1650		800		1000	300						
Cochran Nancy	520			9600	600	300	4	9	5	2	15	55	25	2250		300		900	300						
				4093	1035	780																			
				148,100	7420	4540	4675	133	79	110	12	123	484	821	2410	7250	502	23550	5875						

State of Missouri, enumerated by me on the _____ day of July, 1870.

A E Burnam, Ass't Marshal.

YEAR ENDING JUNE 1, 1870.

	Cotton. Bales (450 lbs.)	Wool. Lbs.	Peas and Beans. Bush.	POTATOES.		Orchard products. Dolls.	Wine. Gallons.	Produce of Market Gardens. Dolls.	DAIRY PRODUCTS.				SEED.		Tops. Lbs.	Hemp. Tons.	Flax. Lbs.	Flax-seed. Bush.	Silk cocoons. Lbs.	SUGAR.		Molasses. Gallons.	BEES.		Forest products. Dolls.	Value of Home Manufactures. Dolls.	Value of animals slaughtered or sold for slaughter. Dolls.	TOTAL VALUE. Dolls.	Estimated value of stock, including per- manents and addi- tions to stock. Dolls.				
				Irish. Bush.	Swet. Bush.				Butter. Lbs.	Cheese.* Lbs.	Milk sold. Gallons.	Hay. Tons.	Clover. Bush.	Grass. Bush.						Maple. Lbs.	Cane. Thds. (1,000 lbs.)		Wax. Lbs.	Honey. Lbs.									
	25	26	27	28	29	30	31	32	33	34	35	36	37	38	39	40	41	42	43	44	45	46	47	48	49	50	51	52					
1																												40	136	1			
2																													85	146	2		
3																													260	694	3		
4																													250	454	4		
5		55										1																	750	815	5		
6		55										1																	750	815	6		
7		50										3														25	400	685	7				
8		60							120			18																	325	785	8		
9																													100	189	9		
10		120				40						10																	350	1310	10		
11		10																									15	40	58	11			
12		25				50																							10	302	12		
13		100						40	100			5																	440	648	13		
14																														90	14		
15																													250	276	15		
16																													155	265	16		
17									100																					225	445	17	
18																															18		
19						6																								160	316	19	
20		75				30																								500	1121	20	
21		60										6																		170	252	21	
22		150				15																								600	720	22	
23		20																												80	375	23	
24		500																												400	350	24	
25																														100	185	25	
26		64				30						15																		350	1430	26	
27									20	40																				600	750	27	
28																															350	28	
29						50																									545	29	
30				30		100			40			6																		3000	1500	30	
31																														200	275	31	
32												1																		160	410	32	
33																															115	33	
34		100																												100	140	34	
35		30				25																								15	100	355	35
36																														300	840	36	
37		75				25						1																		400	1925	37	
38		70										1																		150	600	38	
39		500																												300	1440	39	
40		150										8																		300	960	40	
		2269		30		371		40	389	40		76																55	12,100	23,727			

* This will include only such cheese as is made upon the farm. Milk sent to cheese factories will be regarded as milk sold off the farm.

SCHEDULE 3.—Productions of Agriculture in Missouri Township, in the County of Brown, in the Post Office: Columbia



Name of Agent, Owner, or Manager.	ACRES OF LAND.			PRESENT CASH VALUE.		Total amount of wages paid during the year, including value of board.	LIVE STOCK, JUNE 1, 1870.								PRODUCE DURING THE YEAR.									
	Improved.	UNIMPROVED.		Of farm.	Of farming implements and machinery.		Horses.	Mules and Asses.	Milk Cows.	Working Oxen.	Other Cattle.	Sheep.	Swine.	Value of ALL live stock.	WHEAT.		Rye.	Indian Corn.	Oats.	Barley.	Buckwheat.	Rice.	Tobacco.	
		Woodland.	Other unimproved.												Dolls.	Dolls.								Spring.
	No.	No.	No.	No.	No.		No.	No.	No.	No.	No.	No.	No.	Dolls.	Bush.	Bush.	Bush.	Bush.	Bush.	Bush.	Bush.	Lbs.	Lbs.	
1	2	3	4	5	6	7	8	9	10	11	12	13	14	15	16	17	18	19	20	21	22	23	24	
Herndon W	90	70		12,000	500	400	2	2	3		4	7	3	400		360		200						
Todd Samuel	80	30		6000		200	3		2					350		95		500						
Whittle Thos	70	75		5800	100	300	7	2	4		5	5	15	1000		250		500	120					
Arnold James	180	210		10000	300	400	4	4	7	2	6	10	15	1000		390		2000	300					
Conway R	130	290		16000	300	500	3	4	9		11	24	21	1150		300		1000	450					
Conway Andrew								8	1			6		1000										
Sutton Henry														400										
Winley Howard																								
Vanlandingham	80	80		4800	125	250	6	3	6		1	1	25	1040		411		1250						
Coleman Robert	30	5	60	2250	125	20	7		4		2	17	16	1050		34		500						
Coleman R H	85	35		3600	100	300	3		2		4			450		50		375						
Craig Elijah	215	15	200	17500	250	100	10		6		2		7	1100				1650	120					
Holmes Joseph	13	14		340	25				2	1				200		14		75						
Graham Joseph	75	60	35	5700	25	12	6		4		8	25	10	900		55		250	50					
Hall Nathaniel	50	75	62	3740		250												200	25					
Robards Will	6			400	100		2		1		5	9	15	300				100	60					
Graham Mary E	40	40		2400	30		2		1			10	8	300		70		250	25					
Sewell Thomas	15	20		750	60		2		1		2	9	10	300		35		175						
Sewell John	15	20		750	30		1		1			4	5	185		32		175						
Keatchinson George	50	50		1200	100		3		2		2		14	300		150		300						
Dayley Owen	30	3	77	4600	120		2		1	2			3	210				625	15					
Marsh Henry	20	90		750	25		6		1	2	1	20	20	400		82		250	100					
Wilson William	35	40		2250	140	150	2	3	2	1	3	9	37	940		100		450	45					
Mason Bennet	35	40		2250	140	150	3	2	3	1	3	9	37	940		100		450	45					
Lowry Milton	40	34	6	1200	200		6	1	4	2	4	8	65	1000		109		100	280					
Lucas Willis	50	90		2800			6	4	3		2	15	12	800		90		600	1000					
Goodwin Elizabeth	65	35		2400	25	250	1	1	2		3	8	4	225		50	20	100	40					
Scott Sarah	45	35		2400	25	250	2	1	1		3	7	9	225		50	20	100	40					
Murrows Travis	70		55	2500	30	30	4	1	2		3	30	10	600		260		200	250					
Keaff Tipton	90			2750	100	75	5	3	4		1	9	21	870		625		1000						
Jenill John	30	200		6500	120	25	3	2	3		6	10	9	450		80		625	40					
Raymond John																								
Payne John	35	45		2400		40	3	2					6	300				300	80					
Meredith James	50	100		3200	100		2	1	3		1	46	12	500		60		750						
Coleman William	60	100		4800	140			2	2			12		250		180		500						
Grant Columbus	50	83		2000	50	20	1	2	2			8	10	200		200		375						
Grant Leonidas	50	83		2000	50	20	2	1	1				15	200		200		375						
Hume Stanton	40	83		200	60		4	4	5				20	800				750						
Campbell W	16	10		100	10	20	2	8	3		2		23	400				500						
Campbell John	16	10		100	10	20	2	2	3		2		21	420				500						
	2001	2110	495	158430	3515	5788	116	50	99	10	86	312	491	19855	4372	40	18500	2085						

State of Missouri, enumerated by me on the _____ day of July, 1870.

A. P. Burnam, Ass't Marshal.

YEAR ENDING JUNE 1, 1870.

Cotton.	Wool.	Peanut Beans.	POTATOES.		Orchard products.	Wine.	Produce of Market Gardens.	DAIRY PRODUCTS.			SEED.			SUGAR.						BEES.		Forest products.	Value of Home Manufactures.	Value of animals slaughtered or sold for slaughter.	TOTAL VALUE.				
			Irish.	Sweet.				Butter.	Cheese.*	Milk sold.	Hay.	Clover.	Grass.	Hops.	Hemp.	Flax.	Flax-seed.	Silk cocoons.	Maple.	Cane.	Molasses.					Wax.	Honey.		
Bales (450 lbs.)	Lbs.	Bush.	Bush.	Bush.	Dolls.	Gallons.	Dolls.	Lbs.	Lbs.	Gallons.	Tons.	Bush.	Bush.	Lbs.	Tons.	Lbs.	Bush.	Lbs.	Hhds. (1,000 lbs.)	Gallons.	Lbs.	Lbs.	Dolls.	Dolls.	Dolls.	Dolls.			
25	26	27	28	29	30	31	32	33	34	35	36	37	38	39	40	41	42	43	44	45	46	47	48	49	50	51	52		
											3															150	400	1	
	15																										360	2	
											20																226	736	3
	110																										100	1075	4
	100										20																225	1353	5
																												455	6
																												155	7
																											120	387	8
																											550	1040	9
	5										5																170	288	10
											3																200	312	11
	15																										1500	848	12
																											60	90	13
	65										5																200	296	14
																											15	165	15
	30		10																								20	200	16
																											80	300	17
																											20	170	18
																											40	116	19
																											250	302	20
																												352	21
	45										2																50	220	22
	7										2																300	325	23
	1										1																300	350	24
	30		200																								550	285	25
	48										1																300	1470	26
	33										1													25		50	160	27	
	33																							25		50	450	28	
	65																										420	845	29
	100		30																								50	495	30
	50																										100	1175	31
	100										1																30	414	32
	100										1																230	175	33
																											350	440	34
																												485	35
											2																200	440	36
											3																200	1975	37
																												600	38
																												1440	39
																												960	40
	577										40															50	700	24670	

* This will include only such cheese as is made upon the farm. Milk sent to cheese factories will be regarded as milk sold off the farm.



SCHEDULE 3.—Productions of Agriculture in Missouri Township in the County of Brown, in the Post Office: _____

Name of Agent, Owner, or Manager.	ACRES OF LAND.			PRESENT CASH VALUE.		Total amount of wages paid during the year, including value of board.	LIVE STOCK, JUNE 1, 1870.								PRODUCE DURING THE YEAR.								
	Improved.	UNIMPROVED.		Of farm.	Of farming implements and machinery.		Horses.	Mules and Asses.	Milk Cows.	Working Oxen.	Other Cattle.	Sheep.	Swine.	Value of all live stock.	WHEAT.		Rye.	Indian Corn.	Oats.	Barley.	Buckwheat.	Rice.	Tobacco.
		No.	Wood-land.												Other unimproved.	Dolls.							
1	2	3	4	5	6	7	8	9	10	11	12	13	14	15	16	17	18	19	20	21	22	23	24
Harold, John	18		22	800			3		1				1	250				50					200
Harold, John	80			800	130	30	4		3		3	25	16	700		200		375	150				
Hardy, James	100		90	3800	100	30	4		2		3	8	40	400		600		750					
Williamson, B. F.	50		41	1500	150	200	6	1	3	2	7	23	40	800		330		750					
Searcy, Wiley	220			4800	150		2	2	1					35	550		400		625	300			
Crosswhite, J. H.							1	2	1					35	500		300		600	300			
Searcy, Francis	280			5000	500	400	7	1	7	2	7	23	35	1000		811		1500	300				
Newland, Mary	100			3200	100	40	5		3	2		12	30	700		116		1000	300				
Hopper, C. J.	120			2400	100		3	1	2		1	8	20	520		140		750					
Chittenden, E. B.	151			3000	100		1	1			1		2	200		80		100	100				
Norton, Robert	80			1600	25	10	1	3	2		2	5	8	450		210		350					
Centry, B. J.	320			6200	300	130	1	4	7			35	35	700		500		1000					
Gillispie			160	2000			4							600									
Briggs, Jas	220			6000	500	200	4	6	8		35	60	35	2000		800		1250	75				
Baldwin, E.	80			2000	250	100	5		1		2		6	500		350		350	80				
Allen, Wm	90		90	2400	800	100	3	1	2			20	22	500		181		250	100				
Thomas, Jas	160			3200	1000	20	6		1		4	12	23	700		300		500	50				
Williamson, Jas	160		215	5000	200	50	3	3	4		5	25	30	1000		400		600					
Brushard, R. H.	300			5000	200	100	5	4	5		21	25	30	1000		200		2000					
Hunt, David	160		170	1000	300	800	2	4	4	2	7	20	30	1300		1500		1500					
Branch, Geo	45			1350		150	1	1	1					200		30		500					
Butler, Jessie	25			750			2							100		75							
Pettis, Thomas	10			200			1						10	100				375					
Huckley, J. C.	50			1500	100		3		2			4	15	200		100		750					
Hunt, Birch	240		180	12000	1200	1300	3	5	8	4	12	7	30	2000		2030		2800	140				
Living, J. C.	55			1650			2	1	1					300		100		375					
Eaton, Jas	28			780	40		2	1	2					150		200		475					
Stevens, Geo	7			200			1							450				150					
Hunt, Moses	17			520			2							14	200			200					
Reddy, Thursty	20			600	40		3		1					12	400			300					
Wagner, Sam	225		210	5200	150	600	9	3	6	4	10	30	50	1870		830		750					
Rice, George	80			1600	100		2		2			2	4	400		50		375					
Cook, Ephraim	80			2200	100		4	1	1		2		20	600		200		500	211				
Sawyer, J. H.	265			7700	500	450	6	3	5	2	2	30	30	1200		960		700	100				
Boggs, Sam	240			5300	300	150	2	2	3		3	11	20	700		900		500	600				
Hopper, Margaret	160			3200	150		4	1	4		4		8	600		275		450	120				
Harris, Samuel	16			2500	30	200	1		2			15	20	150		50		375					
Briggs, Mary	280			2800	300	500	1	3	6			22	30	900		1000		910					
Johnson, Sarah	160			1600	200		3		1		6	15	2	400		130		750					
Maxwell, John	240			7200	600	400	6	4	4		2	30	30	1400		530		1200	200				

5112
 1013
 15332
 8755
 6260
 127
 58
 104
 18
 129
 474
 810
 26390
 14970
 26765
 3105
 200

State of _____, enumerated by me on the _____ day of _____, 1870.

_____, Ass't Marshal.

YEAR ENDING JUNE 1, 1870.																									TOTAL VALUE.					
Cotton.	Wool.	Fens and Demns.	POTATOES.		Orchard products.	Wine.	Produce of Market Gardens.	DAIRY PRODUCTS.			Hay.	SEED.		Hops.	Hemp.	Flax.	Flax-seed.	Silk cocoons.	SUGAR.		Molasses.	BEES.		Forest products.	Value of Home Manufactures.	Value of animals slaughtered or sold for slaughter.	Estimated value of products from land, buildings, tools, and additions to stock.			
			Irish.	Sweet.				Butter.	Cheese.*	Milk sold.		Clover.	Grass.						Maple.	Cane.		Wax.	Honey.							
(50 lbs.)	Lbs.	Bush.	Bush.	Bush.	Dolls.	Gallons.	Dolls.	Lbs.	Lbs.	Gallons.	Tons.	Bush.	Bush.	Lbs.	Tons.	Lbs.	Bush.	Lbs.	Lbs.	Fbds. (1,000 lbs.)	Gallons.	Lbs.	Lbs.	Dolls.	Dolls.	Dolls.	Dolls.			
25	26	27	28	29	30	31	32	33	34	35	36	37	38	39	40	41	42	43	44	45	46	47	48	49	50	51	52			
					20																					50	50	50	1	
	75				100																						200	395	2	
	39				35																						200	1025	3	
	100				10																					50	450	760	4	
					65																						500	865	5	
					21																						300	721	6	
	53																										200	1615	7	
	55				70																				300	200	1200	8		
	24				18						4																150	545	9	
	12				40																						200	214	10	
	16																										200	230	11	
	150				100						4																900	1185	12	
																													13	
	200										2																600	1105	14	
																											210	540	15	
	40																										80	595	16	
	30										1																200	720	17	
	80										1																2100	1430	18	
	100																										600	2275	19	
	60																										500	295	20	
																													21	
																												80	200	22
																												80	485	23
																													24	
	50																										100	1200	25	3625
											3																	50	225	26
																												30	435	27
																												65	75	28
																													100	29
																													150	30
	100																										300	1500	31	
	15				88																								250	32
											1																100	435	33	
	100																										500	1365	34	
	30										4																400	1880	35	
					30																							325	520	36
	30																											120	255	37
	150																											500	1500	38
	23							100			7																	600	285	39
	100		120		100						7																	400	1480	40
	1650		120		690			100			34															400	50	10630	30800	

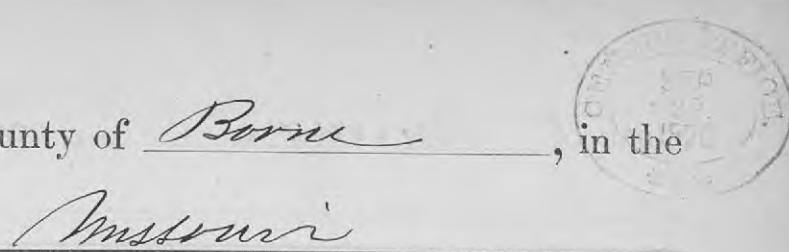
* This will include only such cheese as is made upon the farm. Milk sent to cheese factories will be regarded as milk sold off the farm.

SCHEDULE 3.—Productions of Agriculture in Missouri Township, in the County of Brown, in the Post Office: Columbia Mo

Name of Agent, Owner, or Manager.	ACRES OF LAND.			PRESENT CASH VALUE.		Total amount of wages paid during the year including value of board.	LIVE STOCK, JUNE 1, 1870.								PRODUCE DURING THE YEAR.								
	Improved.	UNIMPROVED.		Of farm.	Of farming implements and machinery.		Horses.	Mules and Asses.	Milk Cows.	Working Oxen.	Other Cattle.	Sheep.	Swine.	Value of All Live Stock.	WHEAT.		Rye.	Indian Corn.	Oats.	Barley.	Buckwheat.	Rice.	Tobacco.
		No.	Wood-land.												Other unimproved.	Dolls.							
1	2	3	4	5	6	7	8	9	10	11	12	13	14	15	16	17	18	19	20	21	22	23	24
1 Carter, J. B.							2	2	1	18	30	370											
2 Maxwell, J. D.	80			1600	125	100	3	1	2			12	18	370	100			370	50				
3 Clemons, Geo	27	20		1400	50	5	2		1				17	800	87			375					
4 Smith, T. J.	45	15		400	30	3	1	1	1	1	2	18	350	85				250					
5 Smith, S.	170	50		1200	50	20	3		2		1	13	14	550	70			330					
6 Jacobs, P. L.	28			500	25		1		1			9	3	150	20			75	30				
7 Cook, Levi	12			1000	100		2	2	2			14	8	550	100			100					
8 Cook, H. L.	65	25		500	75		2	2				10	11	285	80			250					
9 Maddox, A.				R			2	1			3		11	285									
10 Cook, David	26	20		1100	75		1	5	2			6	14	330	105			375	100				
11 Williams, J. H.	130	60		3000	100	30	6	4	5	1	16	15	1000	254				750					
12 Cook, James	20	78		1000	25	15	3	1	2	3	15	11	250	150				250					
13 Donahue, Sam	108	5		1300	50	60	3		9				28	450	110			520					
14 Maxwell, Geo	20			200	100	20	2		1				5	200	30			200					
15 Cook, Ed	20			250	20		2		1				8	130	30			500					
16 Cook, M.	37	18		1680	20	20	3		1			7	7	300	100			150	25				
17 Cook, R. Marcell	120			1800	600		4		5			20	16	700	300			750	100				
18 Lyons, John	110	180		2000	200	50	3	4	6	3	15	18	900	1400				730	200				
19 Wood, A. J.	125	105		4000	200	50	2	2	2	3	10	25	650	400				250	55				
20 McJannet, Jim	55	25		1000	75	20	3		2	2	13	3	430	220				400					
21 Wood, John	60	20		2000	115	100	9	3	10	5	20	30	1000	215				625	250				
22 McSmith, Tom	60	20		1230	100	100	3		3	1	12	6	500	280				650	100				
23 Smith, Tom	30	20		1500			4		2	2		13	5	450	25			300					
24 Hall, John D.	20			720	60		2		1		4	15	15	300	67			300					
25 McHenry, D.	65			1950	100	10	5	1	2	1	24	3	450	170				260	200				
26 Coates, Will	60			800	15				2			7	9	175	36			150					600
27 Smith, J. B.	13			100	10		1		1					100	100			350	100				
28 Beasley, J. H.	200	400		6000	100	100	3	3	3	2	5	60	20	240	70	200		1500					
29 Lyon, Jim	65	25		2300	20	30	3		2				20	400	265			400					
30 Purdy, Will	50			1100	20		2		2				10	200	10			250	30				
31 Daily, Jim	285	15		4000	100	30	3	2	4			12	20	300	120			750					
32 Daily, Will	30			600	70		2		1				10	15	200	60		1000					
33 Daily, John	20			800	50	20	2		2				10	20	150	50		500					
34 Daily, Tom	40			800	75	20	2		2					20	200	70		750					
35 Boyce, Tom	60			1200	100	45	4	1	3	2	8	20	25	500	100			750	120				
36 Bradwood, John	200			5000	200		2	4	5		4	30	30	800	290			1250					
37 Mellroy, Geo	80			3200	100	150	1	3	3	2	8		20	500	400			1000					
38 Beasley, J. H.	20			520	10		3						10	250				500					
39 Adair, Aaron	116			1160					2	2				30	400	1150		2500	300				
40 Ballinger, J.	135			3050	100	145	2	4	3					30	700	350		1500					
		3259	1261	44500	3225	1113	105	44	94	10	48	403	598	17245	7483	200		23380	1340				600

SCHEDULE 3.—Productions of Agriculture in Missouri Township, in the County of Bonne, in the

Post Office: _____



Missouri

Name of Agent, Owner, or Manager.	ACRES OF LAND.			PRESENT CASH VALUE.		Total amount of wages paid during the year, including value of board.	LIVE STOCK, JUNE 1, 1870.								PRODUCE DURING THE YEAR.									
	Improved.	UNIMPROVED.		Of farm.	Of farming implements and machinery.		Horses.	Mules and Asses.	Milk Cows.	Working Oxen.	Other Cattle.	Sheep.	Swine.	Value of all live stock.	WHEAT.		Rye.	Indian Corn.	Oats.	Barley.	Buckwheat.	Rice.	Tobacco.	
		No.	Wood-land.												Other unimproved.	Dolls.								Dolls.
1	2	3	4	5	6	7	8	9	10	11	12	13	14	15	16	17	18	19	20	21	22	23	24	
Cochran William	610			17800	4000	700	10	26	4		64			3950		550		950	300					
Mitchell William	140			3500	20	70	1	1	1		2			280		100		300						
Ramsay Burton	120			1500	60	12	2		1		1			250		120		200						
Hilderbrand Vol	200			5000	100	75	5		2		3	16	13	300		116		400	50					
Baldwin Eruch	120			2400	360	75	3		2	2	7	10	5	500		300		400	50					
Baldwin Amos	50			1600	75	80	2	1	2		3	10	20	400		127		350	60					
Trice Willis	110	10		2400	40	15	5		3		4	25	15	400		250		400	50					
Ruthum Richard	75	725		2900	50	50	3	1	2		1	2	9	250		150		375	750					
Sampson John	400	75		22500	390	400	8	7	8	2	6	80	65	3070		600		1250	1000					
William J. M.	144			3600	360	200	6		2		2		12	700		450		500	50	20				300
Elliott Stephen	178			3200		100	3		1		2		8	450		300		250		200				
Ramme Harvey	40			1200	150	25	2		2				9	350		120		750	75					
Agan Isaac H	40	20		1200	100		2							250										
Knott James	55			1650	90	250	2	1	1				2	300			20							
Elliott Stephen	40			1100	100		2		1		1		4	200				250						
Yaylor W. S.	80	50	785	600	200	50	3	1	2	6	4			300		700			3000					
White Arnett D	80			2400	35		5	1	2		4	16	12	920		30	13	250						
Grecks Robert	130			2600	100	15	2		2		20	10		400		100	12	200	85					
Wissenberg Chest	350	150		17500	500	500	12	3	6		12		25	1505				1800						
Bedford John		840		8000																				
Little Thomas	160			2800	100	300	2	2	2				20	700		275		500	300					
Parrish J. S.							4		1					320					200					
Summit James																								
Douglas Henry	309	12		4500	100	150	2	3	4		6	20	20	620		750		600	600					
Douglas William	80			1200	500	25	4	2	3		2	7	20	800		200		400	150					
Douglas Joseph	80			1200		30	5	1	3		1	12	15	750		200		250						
Stamell Nancy	160			3200	200	40	4		6		20	50	40	1300		600		1500	400					
Ellington A. M.	305			4550		100	1		2					180		64		450						
Cochran George J.	40			1200	300	40	1	2	2			4	18	450		400		225						
Cochran William	240			4800	550	200	3	5	6		11	30	15	1100		900		500	125					
Murcer Thomas	85			850	100			2	2		2			300		400		200						
Banner H. E.	66			1400	50		2		1			14	5	200		174		375	100					
Chandler John	60			1800	100		3		1		2			300		90		250						
Smith Henry	53			200	40	20	1	1	2		1	5		200		150		200	166					
Shut Hort & Co	140			4200					3					100		100		500						
Patton Thomas	75	125		1500	40	200	2	6	2	2	8	30	15	900		125		370						
C. C. & T. Corbett	140	40		10800	300	1500	4	4	2		10		30	1000		1000		2000						
Delworth Thomas	10			250					2	2				270										
Cochran Morian	220			4400	150	300	2	5	3				15	700		500		300						
Agan Ruth	5						2		1					250				40						

5916 300 1225 158500 5690 5112 5342 119 77 92 12 198 337 229 25420 9767 16925 7511 220 41 300

State of Missouri, enumerated by me on the _____ day of August, 1870.
 _____, Ass't Marshal.

YEAR ENDING JUNE 1, 1870.

Cotton.	Wool.	Pens and Deans.	POTATOES.		Orchard products.	Wine.	Produce of Market Gardens.	DAIRY PRODUCTS.				SEED.		Hops.	Hemp.	Flax.	Flax-seed.	Silk cocoons.	SUGAR.		Molasses.	BEES.		Forest products.	Value of Home Manufactures.	Value of animals slaughtered for slaughter.	TOTAL VALUE.			
			Butter.	Cheese.*				Milk sold.	Try.	Clover.	Grass.	Maple.	Cane.						Wax.	Honey.		Dolls.	Dolls.							
Bales (50 lbs.)	Lbs.	Bush.	Bush.	Bush.	Dolls.	Gallons.	Dolls.	Lbs.	Lbs.	Gallons.	Tons.	Bush.	Bush.	Lbs.	Tons.	Lbs.	Bush.	Lbs.	Hds. (1,000 lbs.)	Gallons.	Lbs.	Lbs.	Dolls.	Dolls.	Dolls.	Dolls.				
25	26	27	28	29	30	31	32	33	34	35	36	37	38	39	40	41	42	43	44	45	46	47	48	49	50	51	52			
	300										20															800	1110	1		
																											50	250	2	
	30																										64	236	3	
																											90	331	4	
	25				8																						150	378	5	
	20																										50	328	6	
	65										1/2																100	565	7	
	8				25			30			2																50	637	8	
	300										3																400	1588	9	
											1																100	795	10	
																											125	730	11	
	15																										120	521	12	
																										550		550	13	
																												10	14	
																										15	120	140	15	
																										50	500	1650	16	
	40										4																20	140	314	17
	40																										13	50	257	18
											2																	500	750	19
																														20
											3																	200	665	21
																													60	22
																														23
	80										2																300	800	24	
	12										1																75	470	25	
	30			15																							100	350	26	
	80										3																400	1550	27	
																													28	
	12				50																						100	579	29	
	109				25		25																		225	150	1396	30		
	84				10		25																				150	500	31	
	80				10		25																		5	80	460	32		
							100																				60	615	33	
							100																				120	400	34	
																											60	350	35	
																											100	375	36	
											20															50	1500	2120	37	
																											100		38	
																													650	39
																													20	40
	1200			15			118				30														995	35	6924	22,530		

* This will include only such cheese as is made upon the farm. Milk sent to cheese factories will be regarded as milk sold off the farm.

State of Missouri, enumerated by me on the 5 day of Sept, 1870.

James W. Patterson, Ass't Marshal.

YEAR ENDING JUNE 1, 1870.																									TOTAL VALUE.			
Cotton.	Wool.	Peas and Beans.	POTATOES.		Orchard products.	Wine.	Produce of Market Gardens.	DAIRY PRODUCTS.			SEED.			Hops.	Hemp.	Flax.	Flax-seed.	Silk cocoons.	SUGAR.		BEES.		Forest products.	Value of Irons Manufactures.	Value of animals slaughtered or sold for slaughter.	Estimated value of stock, including pig-ferments and additions to stock.		
			Bales (450 lbs.)	Lbs.				Bush.	Dush.	Bush.	Dolls.	Gallons.	Dolls.						Butter.	Cheese*	Milk sold.	Hay.					Clover.	Grass.
25	26	27	28	29	30	31	32	33	34	35	36	37	38	39	40	41	42	43	44	45	46	47	48	49	50	51	52	
	50		15		30			150			3														20	150	500	
	70				10			300			4														20	80	500	
			20		20			300																		150	300	
	50		35		15			200			2															100	400	
			20		25			150			5										50				20	100	400	
	100		30					150			12															15	180	500
																												800
	90		30					150													50				20	90	400	
	100		20					100													50					150	400	
	90		30		10			150			2										50				20	150	450	
	4				15			100			5															80	350	
	150		30		30			300			10										50				25	180	1000	
	60		25					200			3										50				15	250	900	
	80		40		30			200			4										50				15	140	500	
	20		35					100			7										50				80	450		
	50		10					150			2										200				160	450		
	110							150			2										50				80	300		
	100							200			8														250	900		
			50					200			3														50	900		
			20					300			10														160	800		
			25					50																	200	400		
	35		30		30			100			5														300	800		
	50		100		15			150			7														150	300		
	60		50					50													50				50	400		
	30				30			200			2														300	780		
			20		20			150			3														180	500		
			30					150			4														90	500		
	200		150					200			20														270	1200		
	40		100					350			1														300	800		
																											300	
																											2000	
																											1000	
																											100	
																											1000	
																											350	
																											2000	
																											100	
																											500	
																											300	
																											24250	

* This will include only such cheese as is made upon the farm. Milk sent to cheese factories will be regarded as milk sold off the farm.

1545 945 280 5050 119 200 960 190 4560 24250

SCHEDULE 3.—Productions of Agriculture in Township 24th range, in the County of Brown, in the Post Office: Sturgeon Brown Co. Mea

Name of Agent, Owner, or Manager.	ACRES OF LAND.			PRESENT CASH VALUE.		Total amount of wages paid during the year—excluding value of board.	LIVE STOCK, JUNE 1, 1870.							PRODUCE DURING THE YEAR.										
	UNIMPROVED.			Of farm.	Of farming implements and machinery.		Horses.	Mules and Asses.	Milch Cows.	Working Oxen.	Other Cattle.	Sheep.	Swine.	Value of all live stock.	WHEAT.		Rye.	Indian Corn.	Oats.	Barley.	Buckwheat.	Rice.	Tobacco.	
	Improved.	Woodland.	Other unimproved.												Dolls.	Dolls.								No.
1	2	3	4	5	6	7	8	9	10	11	12	13	14	15	16	17	18	19	20	21	22	23	24	
1 Thurston Geo.	60	60		1600	100		3		2			30		4000		150		200	300					
2 Watson Jno	50			1500	100		4		2			10	12	500		100		200	100					
3 Watson Asaph	120			1400	100		3		2		2	14	13	400		100		300	100					
4 Smith Franklin	50	30		2300	100		5		4			6		600				250						
5 Campbell John B.	18	22		600	20		2		1		1	12		300		10		200						
6 Watson Charles	8	22		500	20		2		1			12	4	300				150						
7 Yager Jackson	60	80		2000	30		2		2			8	7	400		20		250						
8 Watson Stuart	150	150		3000			1		1		1	20		150				150	100					
9 Wiley Jno	50	150		2000	100		2	1	2			3		600		100		200	60					
10 Watson Nelson	35	25		1000	100		4		2			8		500		30		200						500
11 Watson Geo.	50	54		1000	100		2		2		1	11	10	300		100		200						
12 Watson Margaret	100			600	20		2		2			3	10	400		20		250	50					500
13 Coruthers Thos	50	50		1200	100		3	1	2		1	14	3	400		100		200	30					
14 Nichols Chris	400			6000	500		8	4	5		5	40	25	3000		360		1000	400					
15 Hawkins Elias	140	160		1200	150	100	4	3	4		3	21	16	1000		100		250	200					
16 McQuitty Andrew	82	40		3000	200		4	1	3		6	28	33	1000		100		1000						
17 Ryan James Jr.	300			600	150	25	14		4		1	20		1000		100		200	150					
18 Watson Benj-	50			1600	20		2		2		1	7		300		100		200	50					
19 McAlpin Geo.	10			1300	100		2	2	1		2	8		400		20		250						
20 Hawkins Joseph	200	30		4000	150	100	5	2	5	2	2	20		1000		100		400	150					
21 Little Josiah	800			4000	125	200	5	2	5	1	10	20		800		100		500	500					
22 Gritchett Elijah	120			2000																				
23 White Smith	190			3000	100		13	1	5			20	40	1200		100		250	150					
24 Powell John	50			1200	75		2				1	10	8	300		20		200						
25 White White	110	30		2600	100	10	4		2	2	3	20		500		100		250	150					
26 Tolson Jno	60			2000	100	15	3		2		2	6	13	350		100		250	150					
27 Taylor James	120			2400	100	20	3		2	4	3	10		500		100		400	250					
28 Murray Alfred	100			2000	100		4	2	2	2		15	15	500		100		250	50					
29 White Geo.	200			4000	200	100	7	4	6		6	30	27	1200		100		750	150					
30 White Moses	180	40		4000	150		4	3	6		12	30	18	1000		100		500	150					
31 Pinks Joseph A.	60	20		500	100		1	2	1		2	15	10	400		100		200	100					
32 Thurston John W.	200			4000	100		6		4		4	20	30	500		50		250	150					
33 Barker Henry	140	150		1600	100		3	3	1			20		600		100		1000						
34 Scheady Robert	56			300	50		3		3			11	10	400		20		200	50					
35 March Geo. Jr.	100	50		1200	50	30	2		1		1	5		300		100		150	25					
36 Tolson James	80	200		1250	50		3	2	4		7	25	15	500		100		400	100					
37 Heldon Milton	140	160		6000	150	50	7	7	6		5	30	19	2000		100		500	150					
38 Smith Pelly A.	160			2000	125		5		2			10	12	500		20		200	150					
39 Walker John C.	70	10		500	20	150	2					4		150		20		400	150					
40 Peeling Benj-	65	15		1600	100		6		2		2	5	12	500		100		250						
	4574	1608		96350	3860	903	137	42	104	12	84	434	600	44850		6084		19100	3695					1300

State of Missouri, enumerated by me on the 5 day of Sept, 1870.

Lewis W. Patterson, Ass't Marshal.

YEAR ENDING JUNE 1, 1870.

	Cotton. Bales (450 lbs.)	Wool. Lbs.	Peas and Beans. Bush.	POTATOES.		Orchard products. Dolls.	Wine. Gallons.	Produce of Market Gardens. Dolls.	DAIRY PRODUCTS.			Hay. Tons.	SEED.		Hoys. Lbs.	Hemp. Tons.	Flax. Lbs.	Flax-seed. Bush.	Silk cocoons. Lbs.	SUGAR.		Molasses. Gallons.	BEES.		Forest products. Dolls.	Value of Home Manufactures. Dolls.	Value of animals slaughtered or sold for slaughter. Dolls.	TOTAL VALUE. Dolls.			
				Irish. Bush.	Sweet. Bush.				Butter. Lbs.	Cheese.* Lbs.	Milk sold. Gallons.		Clover. Bush.	Grass. Bush.						Maple. Lbs.	Cane. Hhds. (1,000 lbs.)		Wax. Lbs.	Honey. Lbs.							
	25	26	27	28	29	30	31	32	33	34	35	36	37	38	39	40	41	42	43	44	45	46	47	48	49	50	51	52			
1				75					100		2																120	450			
2		20		25					50																		90	350			
3				10					100		7																20	400			
4				15					100																		20	400			
5									30																		40	300			
6				10					50																		20	100			
7		25		15					100		2																15	350			
8		30		20					50		5											30						300			
9		30		100					100																			10	200		
10		60							150																		15	150	500		
11		38		8		10			100													30					20	120	300		
12				25					100																			30	150		
13		25		25					100																			20	40	350	
14		300		20					300		4																	250	1000		
15		40		20					150		1											50					30	135	550		
16		300		10					150		5																	210	600		
17		200		50					200																			300	800		
18				5					50																		15	60	300		
19		50		5		10																						20	300		
20				8					300																			120	850		
21		100		5		50			300		5											30						150	700		
22		100		60					100		5											60						30	130	800	
23		30				10																						10	50	200	
24		50		10		10			100													30						20	150	300	
25		12							100																			5	50	400	
26		20		22					100																			20	60	450	
27		50		15					50													20							90	550	
28		75		30		30			10		3											40						200	800		
29		80		20		30			150													50						20	160	800	
30		50		10					100																			20	100	500	
31		20		15		40			150		1																	60	600		
32		32		5					100																				110	500	
33				X																								10	60	300	
34				5					30													30							40	350	
35		50		15		30			100		3											30						30	120	600	
36		100		20		20			150													40						5	200	1000	
37		125		15		10			200		4											30						15	90	800	
38		15		5		15			100													30							40	300	
39		15		5		15			100													20							25	90	400
40																													70	500	
	2012			688		280			4060		41										460						325	3995	19600		

* This will include only such cheese as is made upon the farm. Milk sent to cheese factories will be regarded as milk sold off the farm.

42m

SCHEDULE 3.—Productions of Agriculture in Township Liberty, in the County of Boone, in the

Post Office: Sturgeon Boone Co. Mo.

1	ACRES OF LAND.			PRESENT CASH VALUE.		7	LIVE STOCK, JUNE 1, 1870.									PRODUCE DURING THE							
	2	UNIMPROVED.		5	6		8	9	10	11	12	13	14	15	WHEAT.		18	19	20	21	22	23	24
		3	4												16	17							
Name of Agent, Owner, or Manager.	Improved.	Wood-land.	Other unimproved.	Of farm.	Of farming implements and machinery.	Total amount of wages paid during the year, including value of board.	Horses.	Mules and Asses.	Milch Cows.	Working Oxen.	Other Cattle.	Sheep.	Swine.	Value of All live stock.	Spring.	Winter.	Rye.	Indian Corn.	Oats.	Barley.	Buckwheat.	Rice.	Tobacco.
	No.	No.	No.	Dolls.	Dolls.	Dolls.	No.	No.	No.	No.	No.	No.	No.	Dolls.	Bush.	Bush.	Bush.	Bush.	Bush.	Bush.	Bush.	Lbs.	Lbs.
1	160			1000	200		3	4	4					1000				100	150				
2	280			1200	250	200	3	3	2	92			150	4340	900			1000	2400				
3	50			1000		25	3		2				6	340				200					
4	130	20		4000	125	100	5		4	2	4		10	700	250			750	200				
5	50	50		3000	50		6		3		1	10	12	520	150			500	50				
6	400	50		10000	300	500	8	3	7	2	25	40	60	2000	100			1500	300				
7	370			12000	150	200	8	3	4		25	2	50	2400	200			1000	150				
8	80	70		2500	300	150	5	3	3		5	30	15	500	100			500	300				
9	130			1500	700		4	4	3		2	24	4	500	50			500					
10	180			3000	100	150	7		3			20	19	500	130			500					
11	100			2000	50	20	4		4		2	13	20	400	196			500					
12	150	100		5000	100		3		3		2		20	200	200			500					
13	200			4000	700		6		4			15	20	500	100			300					
14	300			9000	500	300	6	3	8		7	30	30	2000	700			1500					
15	300			4000	100	100	5		2		2		15	200	100			500	100				
16	330			10000	300	500	4	4	3		5	19	100	1500	300			1500	200				
17	170			5000	100	150	5		1		2	10	20	500	50			1000	200				
18	280			6000	300	250	4	4	3		4	12	45	1500	200			1500	150				
19	320			12000	150	40	2	3	1		7		15	700	100			750					
20	30	40		2000	50	15	3		2		1		15	500	150			100					
21	240			10000	300	350	4	2	10		10	20	50	2000	500			2500	700				
22	320	50		12800	300	1000	10	7	13		15		25	3500	1000			1000					
23	600			24000	300	1500	10	7	8		140	14	100	3000	900			1000	300				
24	1000			40000	500	500	14	6	12		140		30	3500	600			1500	300				
25	120			6000	200	400	4	2	6		2	10	40	2000	400			1500	200				
26	600	100		20000	300	350	8	5	6		7	12	40	2000	300			1000					
27	100			4000	200	20	10		2		4	10	12	1000	250			500	200				
28	100			4000	100	15	3		2		2		6	300	100			500	150				
29	100			4000	100	100	3	3	4		1	3	16	1000	200			250	500				
30	90	5		3600	125		4		1		2	12	20	600	150			300	100				
31	240			6000	200	40	2	3	6		4	25	20	700	150			500	100				
32	150			7500	100	50	2	3	2		3		20	4000	1500			600					
33	60	5		600	100	5	4		2				8	500	30			250	75				
34	190			3000	100	10	1	3	3			20	50	1000	150			300	150				
35	200			3000	10	30	3	1	3			300	10	1000	50			300	50				
36	300			6000	150	200	3	3	4			50	20	1200	280			750	150				
37	50	55		1350	50		6	2	3		5	20	10	800	150			250	100				
38	100	111		4000	300	40	4	1	4		1	48	10	900	450			750	150				
39	100	100		2000			2		2				8	300	70			300					
40	150	50		2300	100		3	1	3		3		10	500	250			300	200				
	11480	586		246950	4360	7420	192	118	160	4	320	431	1200	57050	2100			29250	7380				

State of Missouri, enumerated by me on the 12 day of Sept, 1870.

Sam W Patterson, Ass't Marshal.

YEAR ENDING JUNE 1, 1870.																									TOTAL VALUE.				
Cotton. Bales (450 lbs.)	Wool. Lbs.	Peas and Beans. Bush.	POTATOES.		Orchard products. Dolls.	Wine. Gallons.	Produce of Market Gardens. Dolls.	DAIRY PRODUCTS.				SEED.			Hemp. Tons.	Flax. Lbs.	Flax-seed. Bush.	Silk cocoons. Lbs.	SUGAR.			BEES.		Forest products. Dolls.	Value of Home Manufactures. Dolls.	Value of animals slaughtered or sold for slaughter. Dolls.	Estimated value of all farm production, including bot- tomments and addi- tions to stock. Dolls.		
			Irish. Bush.	Sweet. Bush.				Butter. Lbs.	Cheese.* Lbs.	Milk sold. Gallons.	Hay. Tons.	Clover. Bush.	Grass. Bush.	Hops. Lbs.					Maple. Lbs.	Cane. Hhds. (1,000 lbs.)	Molasses. Gallons.	Wax. Lbs.	Honey. Lbs.						
25	26	27	28	29	30	31	32	33	34	35	36	37	38	39	40	41	42	43	44	45	46	47	48	49	50	51	52		
	20				15			100																			500		
	20				15			100																		250	2000		
								100																		60	85		
	40				30			150													5	40			20	110	200		
	30				10			100													5	40			40	140	500		
	150	50			100			300			3														150	440	1500		
	50		20		20			200			2														50	40	1500		
	10		50		50			200			3														25	200	900		
	60		30		15			150			2														25	100	450		
	10		30		20			150			2														15	150	500		
	40		30					100																	25	150	450		
			10		10			100																		150	350		
	25		10					150																		160	400		
	100		10					200			2															250	1000		
								150																		150	600		
	200	50			30			300			10															450	1800		
	30		15		15			150																		140	900		
	100		15		20			150			10															400	1800		
			30		30			100			4																1000		
			10					150			2															70	300		
	100		300		100			300			5														50	40	3700		
			20		200			500			10															800	3000		
			50					500			10															500	8000		
			50		100			400			5															300	12000		
	50		50		100			200																		200	2000		
			10					200			3															400	2500		
	60		20		50			150			10															80	800		
			20		30			50																		110	450		
	14		10		30			100																		90	450		
	50		70		15			50																		80	400		
	60		15		30			200																			1000		
																										50	130	600	
			20					200																		10	300	2000	
								100																			160	300	
	30		30					150																		20	500	800	
	40							100																			110	350	
	60		50		30			200			5																360	1000	
	60							150																			50	90	800
	25		10		30			200			2																180	800	
	30		15		10			15																			15	130	500
	1574		1040		1115			6965			90															50	720	5825	

* This will include only such cheese as is made upon the farm. Milk sent to cheese factories will be regarded as milk sold off the farm.

SCHEDULE 3.—Productions of Agriculture in Township, Polk, Iowa, in the County of Polk, in the

Post-Office: Sturgeon Brown Co. Mo.

Name of Agent, Owner, or Manager.	ACRES OF LAND.			PRESENT CASH VALUE.		Total amount of wages paid during the year, including value of board.	LIVE STOCK, JUNE 1, 1870.								PRODUCE DURING THE									
	Improved.	UNIMPROVED.		Of farm.	Of farming implements and machinery.		Horses.	Mules and Asses.	Milk Cows.	Working Oxen.	Other Cattle.	Sheep.	Swine.	Value of ALL live stock.	WHEAT.		Rye.	Indian Corn.	Oats.	Barley.	Buckwheat.	Rice.	Tobacco.	
		No.	Wood-land.												Other unimproved.	Dolls.								Dolls.
1	2	3	4	5	6	7	8	9	10	11	12	13	14	15	16	17	18	19	20	21	22	23	24	
1. <u>Atton Joseph</u>	150			2000	200		2	4		1	9	16	1000		150		500							
2. <u>Woodruff Louisa</u>	120			2000	200	200		4		2			8	400			150							
3. <u>Haden Turner</u>	207			4000	100	50	6	4	4	8	28	24	1200		150		1000	100						
4. <u>Carver Perry</u>	140	20		2000	100	15	3		3	4	20	12	500				1000	100						
5. <u>Rigg James</u>	160	140		2000	20		2	3	4		17	18	500				500							
6. <u>Reinger Horroon</u>	60	40		1200	120	200	1	3	3			1	500				300							
7. <u>Hillaby Thos J.</u>	115	5		2000	50	200	5	2	4		2		29	500		100	500	100						
8. <u>Kinnon Samuel</u>	240	20		12000	500	500	4	18	8		28	80	500	2500		1100	1500	500						
9. <u>Thompson John S.</u>	200			2000	200	400	6		8		3		40	1200		400	1500	100						
10. <u>Turner Archibald</u>	1100	100		20000	200	240	3	5	20		20	23	20	2000		150	5500	1000						
11. <u>Austin Geo. S.</u>	80			2000		100	2		2				12	300			500							
12. <u>Turner Bennett</u>	80	25		2000			3						3	300		60	500	80						
13. <u>West Isaac S.</u>	100	40		2000	100		2		8				20	26	1000		500	50						
14. <u>Anthony John</u>	94			2300	100	200	4	2	4				16	300			500	200						
15. <u>Werner Hugh</u>	260	60		10000	400	500	5	4	9		1	60	165	2000		600	2000	1000						
16. <u>Winwidler James M.</u>	130			5000	200	400	2	3	7		3		6	1000		400	1200							
17. <u>Smith Warren O.</u>	220			10000	500	150	3	4	6			67	90	3000		1400	2000							
18. <u>Dusky James</u>	160			4000	125		2	2	3				30	400			3000	300						
19. <u>Potts Joshua</u>	220			10000	150	200	6	7	3				60	2000			3000	1000						
20. <u>Potts Charles</u>	160			5000	150	100	5	7	3				8	2000			1500	400						
21. <u>Reede John</u>	290	150		10000	200	300	8	1	9				30	1500			1000	200						
22. <u>Robinson Mr. M.</u>	100	40		2000	100	100	2	1	2				12	500										
23. <u>Robinson Sp. B.</u>	40	35		2500	50	50	3	1	3				18	600		150	2000	300						
24. <u>Aggins John A.</u>	30	10		800		20	4	1	3				7	8	500		300							
25. <u>Shaw Andrew R.</u>	18	60		500	25	25	2	1	1				18	400			200	150						
26. <u>Brown Columbus</u>	100	20		8000	150	200	3		2				4	400		100	500	150						
27. <u>Davidson James S.</u>	16			2000	50		3		2				6	400			200	100						
28. <u>Wright James</u>	200	50		4000	150	25	1	2	2				5	300		150	300							
29. <u>Wright Thos H.</u>	80	40		3400	50	35	3						1	19	6	400		200	150					
30. <u>Northcut Samuel</u>	100	20		3500	25		3	1	3				2	14	10	600		400	100					
31. <u>Northcut Mr. H.</u>	100	60		2000	125	200	2	2	1				4	5	500		22	750	40					
32. <u>Amot Thos</u>	480			5000			8	1					6	400		50	350	50						
33. <u>Keen Richard S.</u>	43	40		1600			2		2				1	400										
34. <u>Johnson John S.</u>	120			2600	40	16	2		1				3	300		35	250							
35. <u>Wickman Mr. T.</u>	210			8000	200	200	2	4	4				3	9	8	800	1000	1000	200					
36. <u>Waring John S.</u>	400			12000	200	500	12	5	8	2	5	10	20	3000		400	500	500						
37. <u>Keen Richard S.</u>	150	10		1800	150	250	2	3	2				3	400		240	100							
38. <u>Keen John W.</u>	230	10		6000	150	150	2	2	2					500		70	500							
39. <u>Gallup Mr.</u>	50			800	50		3		4				6	10	400			300	50					
40. <u>Hall James</u>	20			200			3							200										

9114 1135 200900 4444 5425 7446 152 85 103 2 123 390 842 35750 5191 33550 6920

State of Missouri, enumerated by me on the 19 day of June, 1870.

Lawson H. Patterson, Ass't Marshal.

YEAR ENDING JUNE 1, 1870.

	YEAR ENDING JUNE 1, 1870.																							TOTAL VALUE.						
	Cotton. (Bales 450 lbs.)	Wool. Lbs.	Fens and Beans. Bush.	POTATOES. Irish. Bush. Sweet. Bush.		Corn and products. Dolls.	Wine. Gallons.	Produce of Market Gardens. Dolls.	DAIRY PRODUCTS. Butter. Lbs. Cheese* Lbs. Milk sold. Gallons.			Hay. Tons.	SEED. Clover. Bush. Grass. Bush.		Hops. Lbs.	Hemp. Tons.	Flax. Lbs.	Flax-seed. Bush.	Silk cocoon. Lbs.	SUGAR. Maple. Lbs. Cane. Hbds. (1,000 lbs.)		Molasses. Gallons.	BEES. Wax. Lbs. Honey. Lbs.		Forest products. Dolls.	Value of Home Manufactures. Dolls.	Value of animals slaughtered or sold for slaughter. Dolls.	Estimated value of all farm produc- tion, including bet- terments and addi- tions to stock. Dolls.		
	25	26	27	28	29	30	31	32	33	34	35	36	37	38	39	40	41	42	43	44	45	46	47	48	49	50	51	52		
1		40		300								5																180	500	
2				20								8																40	400	
3		100		60		100						10											5			20	240	650		
4		60		20		25						8														20	140	550		
5		50										2																80	400	
6						20						2																	200	
7				10																								260	550	
8		395		300		300						20																450	3000	
9				100								95																310	1500	
10		450		50								3																500	4000	
11						25																						100	350	
12		63		20								4																	400	
13		60																										200	500	
14				15								3																200	450	
15		175		100								15											5			20	500	3000		
16				30						300		20															20	70	1300	
17		300		100						200		10																650	3000	
18				20						100		5																110	1500	
19				100						300		10																120	1500	
20				75						200		5																120	1000	
21						50				300		20											5					80	1000	
22																													300	
23				5		10				100		5											5					160	450	
24		15		6						100																	10	60	250	
25				25						50																		170	500	
26				5		20				100		5																300	550	
27										50													5					80	200	
28										100		10																50	550	
29		30		10						50													5					60	550	
30		70		10						100																30	70	450		
31		10																					5					60	450	
32		25				25				100		5																120	500	
33																													400	
34																												400	2000	
35		20				30				250		5																190	700	
36				12						100		2																	400	
37																												300	400	
38																												60	300	
39																												50	200	
40																													50	
	1865			1695		605				2600		272															90	6940	33650	

* This will include only such cheese as is made upon the farm. Milk sent to cheese factories will be regarded as milk sold off the farm.

SCHEDULE 3.—Productions of Agriculture in Township Forty ninth, in the County of Boone, in the Post Office: Sturgeon, Boone Co. Mo.

Name of Agent, Owner, or Manager.	ACRES OF LAND.			PRESENT CASH VALUE.		Total amount of wages paid to the employees including value of board.	LIVE STOCK, JUNE 1, 1870.								PRODUCE DURING THE YEAR.								
	Improved.	UNIMPROVED.		Of farm.	Of farming implements and machinery.		Horses.	Mules and Asses.	Milk Cows.	Working Oxen.	Other Cattle.	Sheep.	Swine.	Value of all live stock.	WHEAT.		Rye.	Indian Corn.	Oats.	Barley.	Buckwheat.	Rice.	Tobacco.
		No.	Wood-land.												Other unimproved.	Dolls.							
1	2	3	4	5	6	7	8	9	10	11	12	13	14	15	16	17	18	19	20	21	22	23	24
1 Fountain Lettice	150			2000	150	125	11	2	3			20	500		150		400	150					
2 Denton Joshua	200	70		4000	150	150	8	2	4			40	80	1250		300		500	300				
3 Besely James	10	20		600	25		1	2				20	9	200									
4 Bruce James	130			1500	95		5	1	2			6	25	21	1000		275		350	100			
5 Wade Wm. H.	150	150		2000	125	20	3		3			6	28	125	800		160		500	150			
6 Wingo Thos	160			2000	125		1		3				5	200		70		350					
7 Denton Sarah	220			6000	150		4		3				24	4	400		40		380	100			
8 Gosling Franklin	160			3000			3	3	4			25	17	22	1500		117		300	150			
9 Wauerport Mary	250	50		6000	125		8		3					850		154		500	300				
10 Wauerport Charles	40			500	10		2		1				10	8	200		20		300				
11 Smith Robert	60	60		3000	25		2		4				19	7	300		63		300	40			
12 Keel Arch.	80	80		3000	150	75	5		6				25	25	800		80		500	300			
13 Battenton Mary	150	50		4000	150		5	11	2				20	20	500		55		600	300			
14 Wingo Wm	367			5000	200	200	8	2	2				8	25	1000		550		500				
15 Brown Rely	150			3000	125	100	4	1	6				18	17	300		200		500	150			
16 Brown Henry	90	40		1500	100		4	2	3				4	15	15	800		165		400	100		
17 Tolson Mary	60	100		1200	50		4		2				12	500		180		300	200				
18 Wade John	410			1600	100		6	1	3				12	20	800		130		500	100			
19 Douglas Clay.	40	80		1400	50		1						10	11	200		136						
20 Barnes Thos. Co.	160			1600	100		6		4				4	20	20	300		260		300	100		
21 White Elizabeth	60	100		1000	100		4	2	8				8	12	800		150		400	50			
22 Maupin Geo. W.	40	60		1000	100		3	3	4				20	5	350		90		250	50			
23 Via James M.	70	60		1300	100		1		2				6	200				250	60				
24 White Almairinda	60	100		7000			1		2				9	150		50		300	50				
25 McFee James	60	120		2500	100		8	1	2				6	22	14	600		60		500			
26 McBaner Joseph	100	20		2000	100		1	2	2				20	30	500		170		400	50			
27 Grayson Wm	75	125		3000	200		5	5	2				3	30	20	2000		80		400			
28 Travis William	70	98		3000	100	200	6		2				6	30	20	800		140		400	30		
29 Mage James	175	145		6000	100		8	2	3				2	20	8	1000		60		400			
30 Oscar J. Bell	150	150		6000	150	10	4	7	3				8	75	28	2000		160		500	170		
31 Tolson James	200	40		4000			4		3				6	25	18	300		200		350	150		
32 Tolson Micah	40	60		2000	100		4		3				10	15	500		106		500	100			
33 Tolson Elijah	50	30		800	50		2		2				1	42	9	300		50		150	50		
34 Oscar Jesse	160			2000	100	50	4		2				2	30	15	500		60		300	100		
35 Oscar Reudly	50			1500	100		4		1				10	12	15	500		100		300	50		
36 Guiton David	420			12000	300	500	6	9	8	2			6	25	30	3000		800		1500	300		
37 Lenora Sarah	400			12000	300	300	7	7	8				8	20	2000		500		1500	300			
38 Lenora Slater	425			10000		500	7		3				8	10	1200		400		250	100			
39 Pacher Dinton	160			3000	100	250	1		3				8	10	250				200	150			
40 Leach Wm. S.	200			4000	100	50	4		3					12	500		213		1000	100			
	5777	1868		152800	418	2534	151	54	123	2			130	642		746		19000	4280				

State of Missouri, enumerated by me on the _____ day of _____, 1870.

Jason W. Patterson, Ass't Marshal.

YEAR ENDING JUNE 1, 1870.

No.	Cotton. Bales (50 lbs.)	Wool. Lbs.	Peas and Beans. Bush.	POTATOES.		Orchard products. Dolls.	Wine. Gallons.	Produce of Market Gardens. Dolls.	DAIRY PRODUCTS.			Hay. Tons.	SEED.		Hops. Lbs.	Hemp. Tons.	Flax. Lbs.	Flax-seed. Bush.	Silk cocoons. Lbs.	SUGAR.			BEES.			Forest products. Dolls.	Value of Home Manufactures. Dolls.	Value of animals slaughtered or sold for slaughter. Dolls.	TOTAL VALUE. Dolls.																		
				Irish. Bush.	Sweet. Bush.				Butter. Lbs.	Cheese.* Lbs.	Milk sold. Gallons.		Clover. Bush.	Grass. Bush.						Maple. Lbs.	Cane. Hhds. (1,000 lbs.)	Molasses. Gallons.	Wax. Lbs.	Honey. Lbs.																							
																									25					26	27	28	29	30	31	32	33	34	35	36	37	38	39	40	41	42	43
1		80		40		20				150		1																							10	150	500	1									
2		119		5						200		5																							25	150	800	2									
3		50		15																																		100	3								
4		80		25		20				150																										5	10	40	150	500	4						
5		60		15		20				150		2																									20	150	700	5							
6				5		10				100																												80	400	6							
7		60		10						150		4																								20	20	80	550	7							
8		30		20						100		2																										120	600	8							
9		80		5		20				100		4																										120	700	9							
10		24		10																																		100	200	10							
11		22								100																												40	500	11							
12		75		10						200		5																										25	20	700	12						
13		60		10						150																													25	750	700	13					
14				20		20				100		12																											130	850	14						
15		50		20						150		2																											25	100	600	15					
16		60		15						20		2																											150	500	16						
17		30		10						100																													18	100	450	17					
18		140		20						100		3																											80	600	18						
19		30		15																																			60	10	50	250	19				
20		70		8						50		5																											25	150	700	20					
21				10		20				100																														50	400	21					
22		50		5						100																														90	450	22					
23				12						100																														50	300	23					
24				10						100																														70	150	24					
25		62		12		25				150		2																											5	30	20	100	450	25			
26		60		20								4																													30	150	600	26			
27		75		20		20				50																														25	20	25	140	800	27		
28		60		10						150																														5	20	25	140	750	28		
29				5						100		3																													30	500	29				
30		220		25		20				150		4																														140	350	30			
31		80		20		10				200		5																												5	20	40	150	800	31		
32		45		5		20				100																															5	100	20	170	500	32	
33		20		15						10																															5	15	15	30	200	33	
34		120		20		25				150		4																													5	20	10	150	500	34	
35		40		20		20				150																																	100	400	35		
36		150		125		20				500																																		900	3000	36	
37				100		20				300		2																															500	2800	37		
38										100		10																																	1000	38	
39		18		20						50																																		140	500	39	
40				200						150		3																																	150	700	40
		140		95		20				450		4																																	468	5400	26250

* This will include only such cheese as is made upon the farm. Milk sent to cheese factories will be regarded as milk sold off the farm.

SCHEDULE 3.—Productions of Agriculture in Wardship Poly mine, in the County of Brown, in the

Post Office: Sturgeon Brown Co Mo

Name of Agent, Owner, or Manager.	ACRES OF LAND.			PRESENT CASH VALUE.		Total amount of wages paid during the year, including value of board.	LIVE STOCK, JUNE 1, 1870.								PRODUCE DURING THE YEAR.								
	Improved.	UNIMPROVED.		Of farm.	Of farming implements and machinery.		Horses.	Mules and Asses.	Milk Cows.	Working Oxen.	Other Cattle.	Sheep.	Swine.	Value of all live stock.	WHEAT.		Indian Corn.	Oats.	Barley.	Buckwheat.	Rice.	Tobacco.	
		Wood-land.	Other unimproved.												Spring.	Winter.							
No.	No.	No.	Dolls.	Dolls.	Dolls.	No.	No.	No.	No.	No.	No.	No.	Dolls.	Bush.	Bush.	Bush.	Bush.	Bush.	Bush.	Lbs.	Lbs.		
1	2	3	4	5	6	7	8	9	10	11	12	13	14	15	16	17	18	19	20	21	22	23	24
Haight Polly	260	20		2000	50	40		2	3			9	3	400		75		500	30				
Rogers James	276			1200	200	400		8	2	8		9	60	500	2500		150		1500	500			
Cricket James R.	240			3000	100	100		1		6				50	800		100		750				
Cricket Samuel	80			2000	100	150		2		2					200				500				
Haight Robert H.	160			4000	10	15		3	11	3				7	1200		60		500	100			
Brown Salan	570			10000	100			4		4		8	12	28	700				2000	50			
Wagner Senora	160			3000				2		1				8	200				300	150			
Kames Robert P.	180	122		5000	200	200		8	11	3		13	12	15	2000		125		1200	500			
Wilson Paulen H.	172			4000	100			5	2	5		7	48	20	1000				1500	1000			
Coates Geo. J.	160			2500	100			5	1	2			13	13	600				350	100			
Hinn Wiggs H.	120			3600	100	50		4	2	1		12		8	800				900	400			
Worley Joshua	80			2400	50			2		1				20	150		20		1000	50			
Rosland John L.	120	40		3000	100			6		3			30	20	750		50		500	50			
Robinson Buckner D.	40	140		3000	15			4		2				10	500				200	100			
Hodge Wm	320	120		12000	150	300		9		5		11		60	1200				1600	300			
Dunn Robert	220			10000	200	500		6	2	6		13		13	1000				2500	500			
Judy Philips	160	40		4000	100	60		6		4		9		25	500				1000	300			
White Solomon	320			5000	100	250		4		5		8		20	700		100		1000	500			
Byland Newton	120			3000	100			1	3	1		23	18	20	800		50		1000	120			
Langston Leodelia	200	80		5000	150	200		5		2		1	15	60	1000		79		1000	150			
Langston James P.	70	90		2500	150	300		2	3	2		3		20	400				700	180			
Burner Wm	480			12000	150	500		4	4	8		20	40	80	2000				3000	1000			
Wear John W.	40			400				4		4				19	400					50			
Robinson Alex.	160			3000				5		5		7		20	800				1000				
Shires Sebastian	160	80		4000	150	100		13		1		1	1	5	1000		50		1700	300			
Baker Wm	80			1600	100	150		2		2		2	25	22	400		90		750				
Phillips Joseph B.	200			7000	150	300		7	2	0				100	2000				2000	1300			
Thomson Charles	80			1600				3		2		1		20	400				500				
Spencer Elizabeth	40	40		1600				5		3				20	70	600			1250				
Higginson Joseph	340	80		8000	150	250		5	7	13	05	13		85	2000				1000	150			
Stephens Thos	80	80		1600	50			3	2	2		6		20	800				1000	100			
Haight Polly	160	120		3600				4	1	3				10	12	500		50		250	100		
Robinson Richard	15	173		1000	100			3		2		3		16	400								
Bugg Leonard H.	60	115		2000	100			3		4		2	8	15	600		80		500	150			
McDonald James H.	70	10		1200	100	40		3		4		15	5	20	500		150		500	150			
Berry John H.	70			300				3		5				20	500								
Reynolds James P.	40	40		1200	100			2		3				8	500		26		200	100			
Shahman Charles P.	15	25		200						3				18	6	100		30		200	100		
Bugg Elias	15	30		500				3				1	11	33	200		12		200	50			
Barnes Geo.	140			1600	100	35		4	6	6		3	10	10	1200				500	250			
	6183	1345		157100	3405	3730		166	62	148	45	195	385	1384	8165		1310		32475	8284			

State of Massachusetts, enumerated by me on the 26 day of Sept, 1870.

James W. Patterson, Ass't Marshal.

YEAR ENDING JUNE 1, 1870.

Dist.	Wool.	Peas and Beans.	POTATOES.		Orchard products.	Wine.	Produce of Market Gardens.	DAIRY PRODUCTS.			Hay.	SEED.		Hops.	Hemp.	Flax.	Flax-seed.	Silk cocoons.	SUGAR.		Molasses.	BEES.		Forest products.	Value of Home Manufactures.	Value of animals slaughtered or sold for slaughter.	TOTAL VALUE.				
			Lbs.	Bush.				Lbs.	Lbs.	Gallons.		Tons.	Bush.						Bush.	Lbs.		Tons.	Lbs.					Hhds. (1,000 lbs.)	Gallons.	Lbs.	Lbs.
1	40		10	10				150		5																50	358	1			
2	200		100	50				200		14										50						350	3000	2			
3			15	30				200		5																150	300	3			
4																										100	400	4			
5			20	15				160		10																30	400	5			
6	30		20	15				100		8															10	80	500	6			
7																												300	7		
8	40		10	35				250		11																250	1000	8			
9	50							200																	5	270	500	9			
10	60							100		7											50				50	400	400	10			
11							100	200		10											20				50	500	500	11			
12																										80	300	300	12		
13	60			10				150													12				25	130	500	500	13		
14										5																30	350	350	14		
15	50		10	15				300		15																250	500	500	15		
16								200																		300	400	400	16		
17																										150	1000	1000	17		
18	100		60	50				180		9																300	900	900	18		
19			10	30				100		5																150	450	450	19		
20	35		10					100		3																150	500	500	20		
21			10					100		3																150	500	500	21		
22	200		15					300		100																420	3000	3000	22		
23																										60	200	200	23		
24																										30	500	500	24		
25								100																		60	500	500	25		
26	50		25					50																		110	400	400	26		
27	100		25	50				200		15																500	2000	2000	27		
28			5					100		1																150	300	300	28		
29	60		5					150		1															20	100	350	350	29		
30	70							400		20																60	1000	1000	30		
31	100			15				100		15																120	500	500	31		
32	16		10	10				100		1																50	350	350	32		
33																												250	250	33	
34	25		50					200		4																20	400	400	34		
35	40		100					100																		15	70	350	350	35	
36	10		10																							60	350	350	36		
37	40		40					100																		50	250	250	37		
38	16		10	5				100																		5	30	250	250	38	
39	100		15	15				200		3																20	90	450	450	39	
40																												350	350	40	
	1532		585		445			5180		270											212				100	4950	25150				

* This will include only such cheese as is made upon the farm. Milk sent to cheese factories will be regarded as milk sold off the farm.

SCHEDULE 3.—Productions of Agriculture in Municipality of Stung Treng, in the County of Bom, in the

Post Office: Stung Treng

1	ACRES OF LAND.			PRESENT CASH VALUE.		7	LIVE STOCK, JUNE 1, 1870.								PRODUCE DURING THE							24		
	Improved.	UNIMPROVED.		Of farm.	Of farming implements and machinery.		Horses.	Mules and Asses.	Milch Cows.	Working Oxen.	Other Cattle.	Sheep.	Swine.	Value of all live stock.	WHEAT.		Rye.	Indian Corn.	Oats.	Barley.	Buckwheat.		Rice.	Tobacco.
		Wood-land.	Other unimproved.												Dolls.	Dolls.								
2	3	4	5	6	7	8	9	10	11	12	13	14	15	16	17	18	19	20	21	22	23	24		
1	100	40		2800	100	100	8	2				20	400		22		250							1
2	100	40		1500	25	50	9	3	3		20	20	1000				400							2
3	40			500			8	2			11	10	200				100							3
4	130	50		2400	150	100	8	3	3	2		15	300				350							4
5	60	60		2000	100		8	1				20	250											5
6	130			1500	100		8	1	2			20	300		25		250							6
7	100	40		2400	50		8		4	1	5	10	400		30		300							7
8	160	120		4000	100	100	6	1	4	0	15	13	800		100		300							8
9	400			800	150	400	4	8	5			80	1000		300		1500							9
10	120	40		1600	30		6	6				13	15	800		65		550						10
11	60	60		1000	150		8	2				12	12	400		100		200						11
12	30			800	20		2	2		2		4	200				25							12
13	120	50		1000	50		2	2		8			250		79		100							13
14	70			1400	100	100	8	8		11	13		400		80		500							14
15	60			700			7	2				18	9	500		24		100						15
16	192	150		8000	100	150	2	56	4	2	75	30	4000		300		350	300						16
17																								17
18																								18
19																								19
20																								20
21																								21
22																								22
23																								23
24																								24
25																								25
26																								26
27																								27
28																								28
29																								29
30																								30
31																								31
32																								32
33																								33
34																								34
35																								35
36																								36
37																								37
38																								38
39																								39
40																								40

1982 4
 29520
 1315
 700
 67
 65
 49
 27
 187
 208
 1774
 1012
 6425
 300

SCHEDULE 3.—Productions of Agriculture in Township Rely, in the County of Boone, in the Post Office: Sturgeon

Name of Agent, Owner, or Manager.	ACRES OF LAND.			PRESENT CASH VALUE.		Total amount of wages paid during the year, including value of board.	LIVE STOCK, JUNE 1, 1870.								PRODUCE DURING THE YEAR.									
	Improved.	UNIMPROVED.		Of farm.	Of farming implements and machinery.		Horses.	Mules and Asses.	Milch Cows.	Working Oxen.	Other Cattle.	Sheep.	Swine.	Value of ALL live stock.	WHEAT.		Rye.	Indian Corn.	Oats.	Barley.	Buckwheat.	Rice.	Tobacco.	
		No.	Wood-land.												Other unimproved.	Dolls.								Dolls.
1	2	3	4	5	6	7	8	9	10	11	12	13	14	15	16	17	18	19	20	21	22	23	24	
1 Francis Lydia	120	40		2000				1		1			11	80										
2 — Susannah	5			300			1	1						160										
3 Rowland Elijah J.	45			500	45		2	1					8	260	40		100	200						
4 Brown Edward	52	30		1000	50		3	1		1	14		15	400	78	35	200	80						
5 Brown Mrs	20			200			2	1						140			200	80						
6 Kitchens James	10	30		400	5	10	2	1	1			3		175	56		20							
7 Gibbons Wm Jr	40	60		550	50	5	2	1	1				7	150	17	150	20	300	100					
8 Mayer Geo. C.	50	30		350	50		4	1	1					250	82		225							
9 Torrice Nelson	50	30		1400	150	100	3		2	3	8	4	400	400	40		900	180						
10 Harris Joseph	50	50		1500	30	20	3		1	2	5	7	300	300	90		40							
11 McElwin John	80	35		1000	75		2		3	2	4	2	2	350	96		250	150						
12 Samuels John	24	96		300	15	20	2					2	1	150			100	50						
13 Roe Whitfield	60	47		1500	50	100	4		2	2	20	15	300	300	50		400	200						
14 Roe Catharine	200	120		2500			1		1					150	45		150							
15 Fowler Joseph	150	120		2000	150	25	2	4	2			22	8	500	100		200	100						
16 Fowler Ann	160	55		3000	75	10	4	5	4		4	8	25	1000	70		300	500						
17 March A. H.	40			500										300										
18 McKingie Nathan	50	50		1000	5	20	4		4		4	20	70	300	68		400	20						
19 McKingie Isaac	20			600	10		3		1				4	500	47		250							
20 Wade Wm Sr.	50	35		1000	150	50	4		5			10	14	400	90		25	20						
21 Kelly Samuel J.	6			600	15		2		2			5	10	200			25	200						
22 Young John	25	25		150	5		2		2				9	150	15		25							
23 Berry Savinia	10	110		200		15			1					30										
24 Peacock Margaret	100			1500					1					30	100		500							
25 Marsh Jerusha	12			300					1					30			87							
26 Powell Mrs.	8	56		600			2							200	50		100	60						
27 Stanagar Jacob	30	70		800	150		4		3	2	3	23	16	400			400	50						
28 Stanagar Randolph	10			300			1							150	20		100							
29 Latimer Isaac	30	50		800			1		1				20	35	130	25	60	120					2500	
30 Barnes Matthew	30	50		150	75		2		1				6	200	69		25	15					300	
31 Davis Sandy C.	40	50		500	75		3		3				11	250	35	16	100						1000	
32 Stone Wm M.	80	50		1575	75		6		2		5	10	3	700	91	600	80						2500	
33 Cornelison Jason	50	50		500			1	2	2		1	8	13	150	100	150								
34 McElwin Jackson	40			800			3		1		2	10	2	200	30		100	25						
35 Jennings Mrs	50	10		700	10		3		1		1	8	1	720	40		100							
36 Neal Sarah A	5			300										75										
37 Barnes Wm	10			600										100										
38 Forbis Wm	20	20		200	50		1	1						100			50	100						
39 Kirkaid Wm	45	80		400					1	2				150			100							
40 Neal Sidney	40	50		700	5		2		1		3		1	200			125	30					100	

1975 1989 33025 1370 365 50 16 57 4 36 178 223 973 17 1748 886 387 1986 6400

SCHEDULE 3.—Productions of Agriculture in Township of Duff, in the County of Beano, in the
 Post Office: Sturgeon Beano Les 2nd

Name of Agent, Owner, or Manager.	ACRES OF LAND.			PRESENT CASH VALUE.		Total amount of wages paid during the year, including value of board.	LIVE STOCK, JUNE 1, 1870.								PRODUCE DURING THE YEAR.									
	Improved.	UNIMPROVED.		Of farm.	Of farming implements and machinery.		Horses.	Mules and Asses.	Milch Cows.	Working Oxen.	Other Cattle.	Sheep.	Swine.	Value of ALL live stock.	WHEAT.		Rye.	Indian Corn.	Oats.	Barley.	Buckwheat.	Rice.	Tobacco.	
		No.	Wood-land.												Other unimproved.	Dolls.								Dolls.
1	2	3	4	5	6	7	8	9	10	11	12	13	14	15	16	17	18	19	20	21	22	23	24	
1 Simms Sarah	40			400	25		3		2					300		50		300						
2 William Hill	60	50		500	200	10	3		3		4	8	8	300		135		500	10					
3 Simms Joseph	25	15		150	10		3		3			1	3	200		40		100	25					
4 Caldwell Joseph	160	200		2000	27	25	3	1	4		8	25	20	1300		125		400	200					
5 Post John		80		800	100									250										
6 Coats James	160	400		2000	100	18	3	2	3		6	18	14	1000		57		1000	200					
7 Coopers Samuel	120	500		1500	150	10	2	1	2				15	300		300		300	200					
8 Matthews Hiram	90	50		1000	100		3		4			25	20	500		44		400	125					
9 McKimball	60	30		500	25		2	2	2					150				150						
10 Boyles John	20			200							1	9	1	300		60		350						
11 Stewart John Sr	40	65		900	100	10	6	1	1			20	10	400		25		300	100					
12 Coats James	50	150		800	150		1	2	2		1	16	9	150		150		200	50				300	
13 March Abraham	30	90		500	10		5		3			21	6	30		30		300	100					
14 March John	40	30		600										400										
15 Long Robert	50	50		500	120	50	4		2			8	8	350										
16 McMillan John	50			500										250		30								
17 Evans David	50	50		1000	30	15	2	2	2		3		3	300		25		500	100					
18 Evans Joseph	40	60		900	125		3		1				11	175		100		300	100					
19 Patton James W.	20			300			6		3				20	300		100		300						
20 Evans Geo. P.	30			2500	200	200	4	1	3		1	10	10	200		300		400	300					
21 Goldberry Morris	40			800										250										
22 Powell James	40			500										150										
23 Gentry Benjamin	30	50		500		35	2		1					125		150		150	100					
24 Stee Jacob	50	50		200	10		3		2			5	9	200		30		200	100				300	
25 Petty Sarah	120	40		1500		12			2			9	4	250		350		500	400				1500	
26 Petty Alfred	160			1200										150		150		500						
27 Petty Peter	160			800										1100										
28 Petty Mary	40			300										150										
29 Petty Joseph	40			400										300										
30 Petty Maria	40			350										350										
31 Nazara James W.	80			2500	150	40	5		3		1	22	7	400		150		500	400				3500	
32 Park David A.	80			1600	500		2		1		9	10	10	300		140		150	200				500	
33 Culank Stephen	80			1600	100		6		2		1	8	14	500		50		500	300					
34 Evans Anthony	250	80		2500	100	150	3	2	3		1	15	5	400		150		150	150					
35 Drake Joseph	260			2500	100	50	4		2		4	24	12	500		300		500	150					
36 Blakemore John	50			1500	20	150	1	5	1					300		150		350	25					
37 Blakemore James	30	50		300				2	1				3	150		50		150					300	
38 Woods Craton	118			1800	100	10	4	1	3		1	7	14	300		114		300	300				300	
39 Taylor Larkin	110	10		1800	130	10	4	1	3	3	3	15	15	500		200		500					1500	
40 Shepard Henry	50			1600										800		50		500	100					
		325	2020			782	94	2	3	4	2	44	27	248		3605		10150	3783				1200	


State of Massachusetts, enumerated by me on the 8 day of August, 1870.
Edwin Patterson, Ass't Marshal.

YEAR ENDING JUNE 1, 1870.																									TOTAL VALUE.					
Cotton.	Wool.	Peas and Beans.	POTATOES.		Orchard products.	Wine.	Produce of Market Gardens.	DAIRY PRODUCTS.			SEED.			SUGAR.			BEES.		Forest products.	Value of Home Manufactures.	Value of surplus slaughtered or sold for slaughter.	Estimated value of all farm production, including botchmen and additions to stock.								
			Irish.	Sweet.				Butter.	Cheese.*	Milk sold.	Hay.	Clover.	Grass.	Hops.	Hemp.	Flax.	Flax-seed.	Silk cocoons.					Maple.	Cane.	Molasses.	Wax.	Honey.			
Bales (450 lbs.)	Lbs.	Bush.	Bush.	Bush.	Dolls.	Gallons.	Dolls.	Lbs.	Lbs.	Gallons.	Tons.	Bush.	Bush.	Lbs.	Tons.	Lbs.	Bush.	Lbs.	Lbs. (1,000 lbs.)	Gallons.	Lbs.	Lbs.	Dolls.	Dolls.	Dolls.	Dolls.				
25	26	27	28	29	30	31	32	33	34	35	36	37	38	39	40	41	42	43	44	45	46	47	48	49	50	51	52			
	20		10	10																						60	300	1		
	20		12								1																60	350	2	
	50										2																100	300	3	
	30		15								3																70	375	4	
	30		10	1				20			1																90	150	5	
			8		20																						18	150	6	
	25		20																								50	200	7	
	35		20																								80	300	8	
																											125	500	9	
	100		30		15						1																150	400	10	
	50		20		15						3																200	200	11	
	50		15	6	20						2																100	500	12	
																											150	600	13	
	10		10								1																100	150	14	
	15		40	10																							90	600	15	
	50				20						2										5						90	600	16	
	50		15								3										5						110	400	17	
											1										5						20	300	18	
																												100	100	19
	40		20		25																						100	500	20	
	25																										80	400	21	
			100		50																						80	400	22	
																											70	200	23	
	40		8		20																						100	350	24	
	20		15		20																						40	350	25	
	25		20																		5							200	200	26
	5																										20	50	27	
	20		15																		5						50	250	28	
																					5						20	150	29	
	20																				5						100	1000	30	
	40																				5						140	400	31	
																											110	400	32	
																											70	400	33	
																											60	350	34	
																											10	200	35	
																											30	75	36	
																												300	37	37
																												100	38	38
																												200	39	39
																											80	350	40	40
	488		473	27	215			20			18															57	9	2180	13025	

* This will include only such cheese as is made upon the farm. Milk sent to cheese factories will be regarded as milk sold off the farm.

SCHEDULE 3.—Productions of Agriculture in Township of Effly, in the County of Deane, in the

Post Office: Sturgeon Deane Co. N.Y.



Name of Agent, Owner, or Manager.	ACRES OF LAND.			PRESENT CASH VALUE.		Total amount of wages paid during the year, including value of board.	LIVE STOCK, JUNE 1, 1870.								PRODUCE DURING THE YEAR.									
	Improved.	UNIMPROVED.		Of farm.	Of farming implements and machinery.		Horses.	Mules and Asses.	Milch Cows.	Working Oxen.	Other Cattle.	Sheep.	Swine.	Value of ALL live stock.	WHEAT.		Eye.	Indian Corn.	Oats.	Barley.	Buckwheat.	Rice.	Tobacco.	
		No.	Wood-land.												Other unimproved.	Dolla.								Dolla.
1	2	3	4	5	6	7	8	9	10	11	12	13	14	15	16	17	18	19	20	21	22	23	24	
Breeders Mrs	40			400	20		2		2				4	100				150						
Waters Enoch	20	23		800	100		3	2	1				24	500										
Green Abraham	20	31		500			1		2		1	20	4	100				500						
Winn Jackson	90	39		1300	80		4		8		2	16	16	500		87		100	150					
Snyder Austin	170	40		4800	100	150	6		4		1	45	18	900		80		100	500					
Winn James	300	30		4000	250	100	5		1	5		18	15	130	1000		100		500	100				
Kelley Henry Co.	25	20		500	25		1	1	2			2	7	5	300				100					
Ballad Abraham	200			1200	75		8		2					500		60		350	150					
Kelley James G.	17			300	50		2	1	2					500		40		350	200					
Edwards Maggie	160	40		4000	100	125	5		5		2		18	400				300	500					
Winn Charles Sr.	150	150		4000	200	50	4	1	5		7		12	600		140		500	500					
Fowler James B.	60	40		1200	70		4	2	2			4	6	850		50		300	100					
Winn John B.	90	57		1000	15		1		1	2	-1	9	3	200		15		250	200					
Riggs Gadob	320	370		12000	100		8	8	9		6	14	6	100				250						
Whitely William H.	240			4000	100	20	1	8	2		6	20	18	400				500						
Boathon Edmund	80			1000	25		3		2				8	300				200						
Turner Albert	80			800										200										
Palmer Henry	160			3000	150	200	8		4		1	20	7	1000		50		300	50					
Summers Geph	20			400										300				200	50					
Ridgway John H.	160			3000	150	100	8	2	4		2	20	16	800		85		750	300					
Turner Maria	140	100		3000	50		6		5		2	12	18	450		77		500	70					
Riggs Mrs	100	150		1200	20		5		5		2	10	8	400		70		500	100					
Palmer Abraham	60	65		1200	100		4		2		3		13	300		60		250	350					
Willb Marcus	10	30		200	10	6	1		1				5	100				20	50					
Riggs Stephens	130	10		800	15		5		1				6	300		70		40						
McLear Milton	70	38		320	150		3		1				6	800		18		500	50					
McKown James	60	42		1000	50	100	2	1	1		4		6	300		50		500	100					
Childs James	30	30		400	20		2		1				6	150		20		250	20					
Smiley John	20	60		820	800	20	3		2		2	3	8	150		10		500	20					
Suggate John	100			1000	20		2		2				10	7	200			200						
Bradley Henry	40			400	40		2		2				20	9	300		20		100					
Winn Mrs	20	20		200	20		1		1	2			1	100										
Winn John	50	50		900	50		2	1		2				200										
Winn Abraham Sr	120	39		2000	150	180	2	2	6		12	7	20	400		80		500						
Barnes Brother	320			6000	75	200	4		2		30	10	18	800		120		250	200					
Barnes Mrs P.	320			6000	75	135	2	2	4		4	9	18	550		11		350	50					
Barnes Otho	160	120		4000	75	200	5	4	2				10	9	300		81		200	95				
Jones John	290	160		8000	125	2000	7	4	7	57	4		34	2000				500	100					
Shipp Fielding	60			2000			2		2				14	4	200			500						
Turner Samuel Sr	80			1600	50	5	2		2				15	4	18	250			400					
				4482	1757									1250				11860	3210					

State of Massachusetts, enumerated by me on the 15 day of August, 1870.

Samuel W. Patterson, Ass't Marshal.

YEAR ENDING JUNE 1, 1870.

Cotton.	Wool.	Pean and Beans.	POTATOES.		Orchard products.	Wine.	Produce of Market Gardens.	DAIRY PRODUCTS.			SEED.			Hops.	Hemp.	Flax.	Flax-seed.	Silk cocoons.	SUGAR.			BEES.		Forest products.	Value of Home Manufactures.	Value of animals slaughtered or sold for slaughter.	TOTAL VALUE.	
			Irish.	Sweet.				Butter.	Cheese.*	Milk sold.	Hay.	Clover.	Grass.						Maple.	Cane.	Molasses.	Wax.	Honey.					Dolls.
Bales (450 lbs.)	Lbs.	Bush.	Bush.	Bush.	Dolls.	Gallons.	Dolls.	Lbs.	Lbs.	Gallons.	Tons.	Bush.	Bush.	Lbs.	Tons.	Lbs.	Bush.	Lbs.	Lbs.	Hhds. (1,000 lbs.)	Gallons.	Lbs.	Lbs.	Dolls.	Dolls.	Dolls.	Dolls.	
25	26	27	28	29	30	31	32	33	34	35	36	37	38	39	40	41	42	43	44	45	46	47	48	49	50	51	52	
			80																		6				30	30	140	
	50				5						6										8				30	30	400	
	40		40		50																800				40	190	800	
	100		5		20						8										5					80	600	
	80		10																		2				5	40	150	
			15																		5					60	100	
																					5					750	600	
	50		30	15	15																12					255	710	
																									40		500	
	27		15																	125	15				30	100	300	
	20		10																							50	450	
	60		50		50						44														30	120	500	
	15																								5	80	300	
	100		15		15			100			2														20	420	500	
	70		15		5			200			2														80	120	600	
	50		25		30			100			4														20	140	300	
	30		7					100			3														20	80	500	
	80							50																	30	100	400	
																										5		20
											7																	150
			10																							50	250	
			30																							100	150	
			25					50			1															60	200	
			18					50																		40	150	
	50		10					100			4														30	60	300	
	30																									40	150	
																												150
	30							150			2														10	550	500	
	150							25			2															80	600	
	20							110			8															110	600	
								30			1															110	600	
			20		25			150			1														5	120	4000	
	15							100																		30	200	
			5					50																		50	500	
																										100	500	
																										120	750	
																										60	400	
																										150	1000	
																										60	200	
																										50	300	

* This will include only such cheese as is made upon the farm. Milk sent to cheese factories will be regarded as milk sold off the farm.

Handwritten notes and corrections at the bottom of the page, including numbers like 405, 15, 215, 1355, 91, 125, 417, 335, 4095, and 19320.

SCHEDULE 3.—Productions of Agriculture in Township North, in the County of Burns, in the Post Office: _____

Name of Agent, Owner, or Manager.	ACRES OF LAND.			PRESENT CASH VALUE.		Total amount of wages paid to laborers, including value of board.	LIVE STOCK, JUNE 1, 1870.								PRODUCE DURING THE YEAR.								
	Improved.	UNIMPROVED.		Of farm.	Of farming implements and machinery.		Horses.	Mules and Asses.	Milch Cows.	Working Oxen.	Other Cattle.	Sheep.	Swine.	Value of All Live Stock.	WHEAT.		Rye.	Indian Corn.	Oats.	Barley.	Buckwheat.	Rice.	Tobacco.
		No.	Wood-land.												Other unimproved.	Dolls.							
1	2	3	4	5	6	7	8	9	10	11	12	13	14	15	16	17	18	19	20	21	22	23	24
White Marcy	100			3000	50		3	1	3		1		6	300		65		300	100				
William John	100			3000	100		13	1	3		2	18	20	1000		60	10	400	200				
Logan John Jr.	180	20		4000	100	10	8	1	3			23	30	500		47	40	500	300				
Jeffries John Sr.	60			2000	75	100	2		3		1	2	18	300		35	6	400	200				
Turner Charles	60			2000	75		4		3			10	10	350		40		350					
Wmber Highman	100	60		4000	100		2	1	5		6		10	200		30	10	300	300				
Heldon John Jr.	160			3000	30	50	8		1		24	35	11	300		30		350	15				
Nichols James A.	200	12		6000	200		13	2	4		5	15	8	500				250	300				
Turner David	80			1600	15		2		4		14		13	500				350					
Turner Benj.	120	80		4000	15		6		4		3		13	500				350	30				
Watson Archibald	30	60		3200	150	100	3	2	4			13	6	400		50		350	100				
Robinson Amanda	300	120		3200	300		6		8		1	12	15	300		6		250	400				
Turner James	80			1600	100		8		6		1	3	9	900				350	300				
Wagon Smith	130			1500			4	2	3		13		67	800		349		1500	400				
Heldon Abram D.	160	40		3800	100	35	10	2	5		1	30	35	1000		60	50	500	50				
Wester Alex.	13			400			3		1				2	300				100					
Hulen James	75	5		1600	100		4		3		4	4	30	300				350	100				
Wall John	40			800			8		3					300									
Eastman Oliver	80			1600			3		3		4		18	400				400	100				
Quisenberry Chilton	120			2400	150	100	3		3		2	20	15	500		50		350	100				
Harmon John Jr.	40			2000	350		7	1	5		6	6	12	800				350	200				
Tucker Harrold Jr.	600	400		3000	200	300	30		5		8	30	7	1500				2000	100				
Tucker Henry Co.	100			1500										1000									
Tucker John Jr.	40			600										500									
Tucker John	25			500										200									
Quisenberry Stephen	110	20		400	100		50	3		3	12	17	37	400		25		100					
Hulen John A.	50	40		2200	50		50	5	1	50	2	8		400				100	300				
Colburn Geo.	40	120		2400	75		30	5		4		10	10	350		56		350	50				
Wall John Jr.	220	300		5000	300	100	6	2	6	24	1	16	13	1000		157		350	500				1500
Leavell George	125			450			3		1				4	100				150	10				
Davis John Co.	100	50		2000	50	24	8		3		4	8	7	300		30		150	100				
Roberts Richmond	150	50		4000	10	40	6		4		1	24	5	500		249		350	350				
Wiginton Townsend	90			1520	100		4		2		2		9	300		110		300	100				
Roberts Nathan	200			4000	50	50	5	2	6		11	6	2	500		500		500	500				
Roberts James	15			300										150									
Masteron Charles	300	40		6000	200	300	6	4	10		8		20	1000				350	1000				
Bush Pleasant	340	40		5000	150	300	5	16	5		30		20	3000				350	400				
Bush Crook	50	30		1300	100	150	5		4				12	450				350	3000				
Hephner Abasalom	20			500										400				100	20				
Hulen Taylor	10			200	100		8	2					8	600				350	30				
	4745	2557		123350	3380	449	319	52	124	16	165	287	574	24200		1836	116	17100	8744				1500

State of Missouri, enumerated by me on the 22 day of August, 1870.

Sam W. Patterson, Ass't Marshal.

YEAR ENDING JUNE 1, 1870.

Cotton.	Wool.	Peas and Beans.	POTATOES.		Orchard products.	Wine.	Produce of Market Gardens.	DAIRY PRODUCTS.			Hay.	SEED.		Hops.	Hemp.	Flax.	Flax-seed.	Silk cocoons.	SUGAR.			BEES.		Forest products.	Value of Home Manufactures.	Value of animals slaughtered for slaughter.	TOTAL VALUE.						
			Irish.	Sweet.				Butter.	Cheese.*	Milk sold.		Clover.	Grass.						Maple.	Cane.	Molasses.	Wax.	Honey.					Dolls.	Dolls.				
Bales (450 lbs.)	Lbs.	Bush.	Bush.	Bush.	Dolls.	Gallons.	Dolls.	Lbs.	Lbs.	Gallons.	Tons.	Bush.	Bush.	Lbs.	Tons.	Lbs.	Bush.	Lbs.	Lbs.	Hhds. (1,000 lbs.)	Gallons.	Lbs.	Lbs.	Dolls.	Dolls.	Dolls.	Dolls.						
25	26	27	28	29	30	31	32	33	34	35	36	37	38	39	40	41	42	43	44	45	46	47	48	49	50	51	52						
	10										2															40	300	1					
	50		20		100																					30	100	500	2				
	60		40	5	15						3															50	100	500	3				
			20																								120	500	4				
	30		10																								50	300	5				
																											60	400	6				
	100							100			2															75	90	500	7				
	150		10					100																		15	150	600	8				
								150																			80	350	9				
			25					100			1																80	400	10				
	20							75																		71	120	350	11				
	50							200			1															28	90	450	12				
	40		20					200																			80	300	13				
			200		25			100																			250	600	14				
	10		20		10			150															5	10		50	120	600	15				
	15		50		5			50			1																160	400	16				
					50			100																			50	300	17				
	100		20		15			100			3																300	1000	18				
	50		50					100			4																120	800	19				
	150		60		50			200			20																100	2000	20				
	60		20		10			150			40																80	450	21				
	20		20		20			100			12																80	400	22				
	20		10					200			5																15	80	350	23			
	57		20		20			200			10																10	140	800	24			
	40		10		10			50														8	25			10	30	400	25				
	20		20		40			100			1															30	120	500	26				
	50				15			150			2																5	12	500	27			
								50																				1	50	400	28		
								100																				150	1000	29			
	60				100			200																			400	1200	30				
			20		50			200			8																150	1500	31				
			50					150																			100	500	32				
								100			3																90	300	33				
																													1000	34	34		
																														50	35	35	
																														500	36	36	
																														800	37	37	
																														350	38	38	
																														50	39	39	
																														400	40	40	
	1182		765	5	545			3575			118															8	15	5	10	270	3742	22200	

* This will include only such cheese as is made upon the farm. Milk sent to cheese factories will be regarded as milk sold off the farm.

State of Missouri, enumerated by me on the 26 day of August, 1870.

Lawson W. Patterson, Ass't Marshal.

YEAR ENDING JUNE 1, 1870.

Cotton. Bales (50 lbs.)	Wool. Lbs.	Peas and Beans. Bush.	POTATOES.		Orchard products. Dolls.	Wine. Gallons.	Produce of Market Gardens. Dolls.	DAIRY PRODUCTS.			Hay. Tons.	SEED.		Hops. Lbs.	Hemp. Tons.	Flax. Lbs.	Flax-seed. Bush.	Silk cocoon. Lbs.	SUGAR.		Molasses. Gallons.	BEES.		Forest products. Dolls.	Value of Home Manufactures. Dolls.	Value of animals slaughtered or sold for slaughter. Dolls.	TOTAL VALUE. Dolls.	
			Irish. Bush.	Sweet. Bush.				Butter. Lbs.	Cheese.* Lbs.	Milk sold. Gallons.		Clover. Bush.	Grass. Bush.						Maple. Lbs.	Cane. Hhds. (1,000 lbs.)		Wax. Lbs.	Honey. Lbs.					
25	26	27	28	29	30	31	32	33	34	35	36	37	38	39	40	41	42	43	44	45	46	47	48	49	50	51	52	
	40																									15 60	350	1
2	50		17		20			150			1										\$ 50					20 96	395	2
3	300		40					400			10															100 20	500	3
4			10																							30	300	4
5	50		30					150													\$ 50					15 60	350	5
6	35							100																			100	6
7	20		200		50			150																		10 195	400	7
8	20		20					150													\$ 20					80	350	8
9	20							50			1										\$ 10				20 40	200	9	
10	30		15		30			150			2										\$ 15				30 120	500	10	
11	30		10																		\$ 12				60	300	11	
12	22		8					150			2														30 120	300	12	
13			7					100			1														40 60	250	13	
14			20					150																		40	200	14
15								50																		50	150	15
16								100																		70	200	16
17	10		10					100													\$ 40				10	100	17	
18	20		10		30			150			4															70	450	18
19								50																		40	100	19
20	40		10		15			200			3										\$ 15				25 150	400	20	
21	100		10					200			2														30 110	350	21	
22	23		10					100			10															30	300	22
23	30		5					100			1														10 60	350	23	
24			10					50																		50	150	24
25			12		5			150			3															80	500	25
26	40				20			100			3														10 90	450	26	
27	29		10		15			150			2										\$ 10				20 96	350	27	
28	50							100													\$ 10				15 90	350	28	
29	40				10			150																	30 90	350	29	
30	10		15		30			100																	5 100	350	30	
31			20		15			200			3										\$ 20				100	450	31	
32			10		20																				10	300	32	
33	29		10		10			200													\$ 15				90	350	33	
34	100		30		30			150			8										\$ 15				50 130	900	34	
35	29		10		15			150			2										\$ 15				15 90	350	35	
36																											200	36
37																										30	100	37
38																										80	300	38
39																										110	450	39
40																										140	1500	40
	1200		544		305			4250			63									\$ 327					160	2765	13925	

* This will include only such cheese as is made upon the farm. Milk sent to cheese factories will be regarded as milk sold off the farm.

State of _____, enumerated by me on the _____ day of _____, 1870.

_____, Ass't Marshal.

YEAR ENDING JUNE 1, 1870.																									TOTAL VALUE.			
Cotton.	Wool.	Pens and Beans.	POTATOES.		Orchard products.	Wine.	Produce of Market Gardens.	DAIRY PRODUCTS.			SEED.			Hemp.	Flax.	Flax-seed.	Silk cocoons.	SUGAR.		Molasses.	BEES.		Forest products.	Value of Home Manufactures.	Value of animals slaughtered sold for slaughter.	Estimated value of stock on hand, including provisions and additions to stock.		
			Irish.	Sweet.				Butter.	Cheese.*	Milk sold.	Hay.	Clover.	Grass.					Tops.	Maple.		Cane.	Wax.					Honey.	Dolls.
Bales (450 lbs.)	Lbs.	Bush.	Bush.	Bush.	Dolls.	Gallons.	Dolls.	Lbs.	Lbs.	Gallons.	Tons.	Bush.	Bush.	Lbs.	Tons.	Lbs.	Bush.	Lbs.	Hds. (1,000 lbs.)	Gallons.	Lbs.	Lbs.	Dolls.	Dolls.	Dolls.	Dolls.		
25	26	27	28	29	30	31	32	33	34	35	36	37	38	39	40	41	42	43	44	45	46	47	48	49	50	51	52	
1																											1	
2																												2
3																												3
4																												4
5																												5
6																												6
7																												7
8																												8
9																												9
10																												10
11																												11
12																												12
13																												13
14																												14
15																												15
16																												16
17																												17
18																												18
19																												19
20																												20
21																												21
22																												22
23																												23
24																												24
25																												25
26																												26
27																												27
28																												28
29																												29
30																												30
31																												31
32																												32
33																												33
34																												34
35																												35
36																												36
37																												37
38																												38
39																												39
40																												40

* This will include only such cheese as is made upon the farm. Milk sent to cheese factories will be regarded as milk sold off the farm.

State of Missouri, enumerated by me on the 11th day of June, 1870.

J. M. Fisher, Ass't Marshal.

YEAR ENDING JUNE 1, 1870.

No.	Cotton. Bales (450 lbs.)	Wool. Lbs.	Peas and Beans. Bush.	POTATOES.		Orchard products. Dolls.	Wine. Gallons.	Produce of Market Gardens. Dolls.	DAIRY PRODUCTS.			SEED.			SUGAR.					BEES.		Forest products. Dolls.	Value of Home Manufactures. Dolls.	Value of animals slaughtered or sold for slaughter. Dolls.	TOTAL VALUE. Dolls.				
				Irish. Bush.	Sweet. Bush.				Butter. Lbs.	Cheese.* Lbs.	Milk sold. Gallons.	Hay. Tons.	Clover. Bush.	Grass. Bush.	Hops. Lbs.	Hemp. Tons.	Flax. Lbs.	Flax-seed. Bush.	Silk cocoons. Lbs.	Maple. Lbs.	Cane. Hhds. (1,000 lbs.)					Molasses. Gallons.	Wax. Lbs.	Honey. Lbs.	
	25	26	27	28	29	30	31	32	33	34	35	36	37	38	39	40	41	42	43	44	45	46	47	48	49	50	51	52	
1		90																	38		50							100	
2		40																			60							96	
3				15																		35						50	
4																			50			50						25	
5																												03	
6		15		30																		50				30		46	
7		8		50						25									25			15		38				37	
8				35																		12						20	
9		100		50		20																35				180		363	
10		35		12																		5						25	
11		40		13																		40				80		133	
12		35		15						40												4			30	100		160	
13																												240	
14																												25	
15																												500	
16																												6	
17																												10	
18																												90	
19		00		12															100			30			120			190	
20		8		30																								16	
21		200		25																		15			75	200		325	
22		50		60						40									120			25			25	180		290	
23		52		15																				25		100		235	
24		30		16						20																30		75	
25		28																										12	
26																												165	
27		56		30		37				50														3		60	150	325	
28		32		20	10	25				200			2												50	100		295	
29										16																150		135	
30		40		20		75																			20	1050		1125	
31		50		12																						15	100	150	
32		30		40						40																5	100	165	
33		60		20		11																				11		35	
34		60		12						25																25	80	180	
35		45		15																						25		35	
36		75		25		50																			50	200		325	
37										50																	10	13	
38																												20	
39		45		12						100																50	100		250
40																											100		200
		140.4		56.9		10		23.5		60.6			2						325		500		75	55	725	2880		6647	

*This will include only such cheese as is made upon the farm. Milk sent to cheese factories will be regarded as milk sold off the farm.

SCHEDULE 3.—Productions of Agriculture in Township Fifty one in the County of Boone, in the
 Post Office: Sturgeon Boone Co. Mo.

1	Name of Agent, Owner, or Manager.	ACRES OF LAND.			PRESENT CASH VALUE.		Total amount of wages paid during the year including value of board.	LIVE STOCK, JUNE 1, 1870.							PRODUCE DURING THE YEAR.									
		Improved.	UNIMPROVED.		Of farm.	Of farming implements and machinery.		Horses.	Mules and Asses.	Milch Cows.	Working Oxen.	Other Cattle.	Sheep.	Swine.	Value of all live stock.	WHEAT.		Rye.	Indian Corn.	Oats.	Barley.	Buckwheat.	Rice.	Tobacco.
			Wood-land.	Other unimproved.												Dolls.	Dolls.							
2	3	4	5	6	7	8	9	10	11	12	13	14	15	16	17	18	19	20	21	22	23	24		
1	White Mrs J.	40	110	110	1000	100		6	2	6	15	15	500		500									
2	Oreal Margaret	20	300		1500	18		2	1	1			5	250										
3	Levan Geo.	10	30	30	300			1	2				8	190		6								
4	Julia Hamilton	10						2	1	1	2	3	225											
5	Julia Geo.	100	500	500	2000	35	250	4	3	13	30	15	1050				350							
6	Julia Mary	40				15		4					250				15							
7	Parker Albert	40	120	120	1600	30	30	3	3	2			375											
8	Holmes Wesley	75	265	165	1200	35		2	1	1	2	9	200		6	5	50							
9	Tidel Morton	80	80	80	800	40		3		2	6	9	230		6		20							
10	Smith Hanson	40	40	40	800	10		2	1	3	2	4	300											
11	Tidel Geo.	60	260	260	1500	50	185	4		1		3	200		5		20							
12	Robertson George	200	220	120	3200	300	100	4	5	4	2	82	86	40	2000	300		350	200					
13	Robertson Charles	42	48					3	1	1	2	5	8	400			10							
14	Holmes George	30	50		150		50	3		1	3		16	300										
15	Cheek Francis A.	20											15	80										
16	Covans Squire	60	220	220	1500	35		5	1	4	2	15	3	600	200		150	200						
17	Lyon John	40	44	44	1000	100	20	6	1	3	4	27	7	500	30		275	150					1000	
18	Jacks Mrs	20	50	50	350			1	1	1	1	13	10	130	30		35	60						
19	White Marian	25				60		1	1	1			4	3	130									
20	Lyon Elias	150	310	310	2000	50	272	6		5	2	3	11	24	500	207	100	500	300					
21	Leffler Jacob	20	20	20	240		30	2	2	1			2	200	40		300							
22	Barker Thomas	80	220		2400	300		4	1	1	2	13	12	400			250	300						
23	Graves John	70			250		200	6	2	4		1	13	28	1000	250		125	35					
24	Barnes Benj.	20			100		30	2		2	2	5	15	300			400	100						
25	Baker Nancy	40	80	80	2000	150		5		4	3	14	11	900	60	35	150	550						
26	Wenham Mrs	120	40	40	2800	80		8	1	3	10	9	19	1000			200	100						
27	Riggs Young	80	40	40	1800			4	2	4		3	12	950	37	7	500	300						
28	Riggs Zedek	220	80	80	12000			7	1	4	4	10	17	17	1000	80		1000	500					
29	Lyon James	40	40	40	1500	150		2		1	9	16	18	500	60		500	200						
30	Woods Robert	60	20		2000	100		3	1	5		8	20	3	600			300	100					
31	Woods Samuel	70	40	40	2000	65		3		2	2	25	13	250	225		250							
32	Seymore Francis	46	40	40	1200	50		3		3	2	4	28	12	500	40		275	50					
33	Woods Mary W.	10	95	95	1000	35		3		3	3	11	6	350	22	35	300	300						
34	Gordon Robert	10	70	70	600	40		1	1	2	3	24	1	500			250	220						
35	Edward Joseph	20	50	30	500	10		1		2			4	130	6									
36	Todd Thomas	60	20	20	1850	30	5	5	3	3	2	14		8	500			800	300					
37	Wanemport James	90	80	80	2000	50		9	1	3	3	21	3	1000			350	200						
38	Hulen Charles	14				130		4		3			3	385										
39	Angel Elizabeth	40			450			2						210			450	50						
40																								

20120 2822 2814 51220 2328 1172 111 20 89 12 217 112 308 445 60 2565 127 9015 4255 1000

State of Missouri, enumerated by me on the _____ day of _____, 1870.

J. J. Fisher, Ass't Marshal.

YEAR ENDING JUNE 1, 1870.

Cotton. Bales (50 lbs.)	Wool. Lbs.	Peas and Beans. Bush.	POTATOES.		Orchard products. Dolls.	Wine. Gallons.	Produce of Market Gardens. Dolls.	DAIRY PRODUCTS.			SEED.			Flax. Lbs.	Flax-seed. Bush.	Silk cocoons. Lbs.	SUGAR.			BEES.		Forest products. Dolls.	Value of Home Manufactures. Dolls.	Value of animals slaughtered or sold for slaughter. Dolls.	TOTAL VALUE. Dolls.					
			Irish. Bush.	Sweet. Bush.				Butter. Lbs.	Cheese.* Lbs.	Milk sold. Gallons.	Hay. Tons.	Clover. Bush.	Grass. Bush.				Hops. Lbs.	Hemp. Tons.	Maple. Lbs.	Cane. Hhls. (1,000 lbs.)	Molasses. Gallons.						Wax. Lbs.	Honey. Lbs.		
25	26	27	28	29	30	31	32	33	34	35	36	37	38	39	40	41	42	43	44	45	46	47	48	49	50	51	52			
1	1	95																30		60							95	1		
2	2	40																			60							82	2	
3	3		13																		35							38	3	
4	4																		58		8							9	4	
5	5																				8							9	5	
6	6	15	30																		6			30				46	6	
7	7	8	50					25											25		15			38				39	7	
8	8		35																		8							30	8	
9	9	200	50		20																35					180		362	9	
10	10	35	12																		5							25	10	
11	11	40	13																		40					80		133	11	
12	12	25	15					40													8			30	100			160	12	
13	13																				4							124	13	
14	14																											665	14	
15	15																											10	15	
16	16																											20	16	
17	17																											77	17	
18	18																											185	18	
19	19	40	12																200		5			120				190	19	
20	20	8	30																									16	20	
21	21	200	25																					35	100			325	21	
22	22	50	60					40											120		25			35	180			290	22	
23	23	52	15																				25		100			295	23	
24	24	30	16					20																	30			35	24	
25	25	28																										11	25	
26	26																											200	26	
27	27	56	30		39			50															5		60	750		325	27	
28	28	32	20	10	25			200				2													50	100		295	28	
29	29							16																				195	29	
30	30	40	20		75																				20	1050		1135	30	
31	31	50	12																								15	100	150	31
32	32	30	40					40																		5	100	165	32	
33	33	160	20		11																						11	35	33	
34	34	60	12					25																				180	34	
35	35	45			15																							75	35	
36	36	75	25		50																						50	200	325	36
37	37							50																					13	37
38	38																												19	38
39	39	45	12					100																					220	39
40	40																													40
	21	1409	567	10	233			606												525			75		762	2790	110	1890	6478	

* This will include only such cheese as is made upon the farm. Milk sent to cheese factories will be regarded as milk sold off the farm.

SCHEDULE 3.—Productions of Agriculture in *Township Fifty one*, in the County of *Boone*, in the

Post Office: *Sturgeon Boone Co. Mo.*

OCT 7 1870

Name of Agent, Owner, or Manager.	ACRES OF LAND.			PRESENT CASH VALUE.			LIVE STOCK, JUNE 1, 1870.								PRODUCE DURING THE YEAR.													
	Improved.	UNIMPROVED.		Of farm.	Of farming implements and machinery.	Total amount of wages paid during the year, including value of board.	Horses.	Mules and Asses.	Milch Cows.	Working Oxen.	Other Cattle.	Sheep.	Swine.	Value of ALL live stock.	WHEAT.													
		No.	Wood-land.												Other unimproved.	Dolls.	Dolls.	Dolls.	No.	No.	No.	No.	No.	No.	No.	Dolla.	Spring.	Winter.
1	2	3	4	5	6	7	8	9	10	11	12	13	14	15	16	17	18	19	20	21	22	23	24					
1 <i>Hulen Enuchs</i>	45	15		1000	25		3	2	1		2		25	350				50										
2 <i>Hulen Thomas</i>	25	16		300	20		1		1		1		9	125				275										
3 <i>Sibbins Edwards</i>	80	55		3000	300		6		2		5	25	10	300		300		50	100									
4 <i>Sibbins Martin</i>	21	44		300			2		3		4		5	350														
5 <i>Brink Hilbert</i>	25	35		800	25		2		2		2			150				50										
6 <i>Brink Isaac</i>	35	35		800	25		3		2		2	10	2	375		14												
7 <i>Brink Walker Co.</i>	40			25	35		2				1		1	125				40										
8 <i>Palmer Thomas</i>	230	40		3000	200	265	5	12	6		18	12	12	2500		80		1400	50									
9 <i>Refidean Felix</i>	60			60			2		1				2	160														
10 <i>Joseph Fyfe</i>	365	139		9000	500	200	8		7		90	31	20	2000		90	45	350	600									
11 <i>Traylor James W.</i>	60	20	40	700	75	25	3		2		7	25	3	250				40	900									
12 <i>Patten James</i>	12			25	25		2							225														
13 <i>Clarkston John H.</i>	2	8		200	25		2		1					125														
14 <i>Bawino Adams</i>	15						1		1				1	125														
15 <i>Roberts William</i>	40			400	55		7		1		3	10	10	400				300	100									
16 <i>Angel Joseph</i>	30	40		600	40	15	4		1			7	3	350				350										
17 <i>Smith Hamilton</i>	25	55		1000	25		3		1				2	300		37		250										
18 <i>Roberts John H.</i>	40	20		500	25		2		1				5	175				50	75									
19 <i>Querman John A.</i>	20			250			3		1			4	4	150		18	9		40									
20 <i>Roberts Joseph</i>	80			1500	150	65	5		3		3	15	14	350		104	8	200	300									
21 <i>Chance J. W.</i>	160	50		3000	120	66	9		5		14	40	18	560		250	20	1000	200									
22 <i>Stachinson G. H.</i>	22			500			5		1			4	6	300		58		180										
23 <i>Palmer J.</i>	25			800	15		2		1		2			150				125										
24 <i>Roberts Alex.</i>	50	55		900	60		2		2				6	400			10	50	100									
25 <i>Tate John</i>	10	30		60			2		2				10	140		28		250	150									
26 <i>Raylino Mrs</i>	530			7000	150	55	4	4	8		8	2	50	2000		345		500	1200									
27 <i>Scott Mrs A.</i>	120			2000	90	33	4		3		3		11	530		25	114		300	140								
28 <i>Todd John</i>	50			100			2		1		1		4	400														
29 <i>Jinnings Thos.</i>	4 1/2	6 1/2		150	35		3		1		1	12	9	150				60	400									
30 <i>Coulman R.</i>	10			150			4							100		50		20										
31 <i>Bell George H.</i>	50	30	30	1500	50	100	5		3		3		18	500			7	50	300									
32 <i>Stow Monon</i>	160	50		4500	20		8	2	7		2	30	17	1500		80		1000	200									
33 <i>Sexton Olisha</i>	40	24					3		1				4	125				100	100									
34 <i>Newman William</i>	70						2		2				4	225				100	100									
35 <i>Petty Margaret</i>	80	10		2700	80		2		3		2		22	400				1000	200									
36 <i>Crab Richard</i>	9	5		50			5		5		10		5	550														
37 <i>Carstgen Jacob</i>	50			100			1		3					400				200	200									
38 <i>Wallace Thomas</i>	80	50		400	75	50	4		2		2		7	325		30		1000	500									
39 <i>Elliot Fisher</i>	95				10		1		1		1			250		30		1000	500									
40																												

2875 185 30 4760 2665 1396 124 27 87 8 179 227 344 20990 85 1548 99 10810 6255

SCHEDULE 3.—Productions of Agriculture in *Township Fifty one*, in the County of *Boone*, in the Post Office: *Morgan Boone Co. Mo.*

Name of Agent, Owner, or Manager.	ACRES OF LAND.			PRESENT CASH VALUE.		Total amount of wages paid during the year, including value of board.	LIVE STOCK, JUNE 1, 1870.								PRODUCE DURING THE YEAR.									
	Improved.	UNIMPROVED.		Of farm.	Of farming implements and machinery.		Horses.	Mules and Asses.	Milk Cows.	Working Oxen.	Other Cattle.	Sheep.	Swine.	Value of ALL live stock.	WHEAT.		Rye.	Indian Corn.	Oats.	Barley.	Buckwheat.	Rice.	Tobacco.	
		No.	Wood-land.												Other unimproved.	Dolls.								Dolls.
1	2	3	4	5	6	7	8	9	10	11	12	13	14	15	16	17	18	19	20	21	22	23	24	
Martin Thomas	30	✓		30			2	3	7		7	500					300	300						
Dimmidie Mrs	120	40	20	4000	225	50	6	7	3		5	11	4	1200				500	800					
Teeler Lemjo	40	✓		200			3	2	4		2		12	300				800	600					
Hawkins Jackson	120	40		3500	100	100	4		3		4	30	24	50				600	100					
Haggard Mrs	80	40		1700	75	40	2	2	2	2	3	50	4	500				350	50					
Histo Mrs	17	✓		100			2							150										
Wells James	40	✓					2							200										
Palmer George	16	✓					6							7	190									
Clark Daniel W.	200			4000	50		2		1					150				150	200					
Hendricks James	200	50		4500	100	75	3		4	2	3	25	30	300		85		600	1000					
Montrose Mrs	37	✓		30		25	2		2		3		8	25				100	200					
McAlister Mrs	2	✓		300			2		2		1		7	175				250	100					
McAlister James	190	40		4000	200		4	1	5		4	30	30	1200		32		500	500					
McAlister Geo.	5	✓		500			1		1				10	200				50						
Keicard Mary	100	160	40	3000	50		5		2		2		13	600		25		500	500					
Hainscott Silas	17	✓					2							100										
Otto Michael	14	✓	26	750			2		2	5	1		28	450										
Wheatly Mrs	30	✓		50			2		2				11	275				160	50					
Smith Sidney	80	40		1800	100		3	1	5		5	8	22	600				200	300					
Roberts David	40	✓	50	1000	400		3		1		1	3		400		20		150	100					
Roberts Green B.	140			600	100		3	1	2		3		7	500					140					
Hainscott James J.	245	65		5000	200		14		5		3	20	25	2500	11	33		500	1200					
Walker Johnson	10	✓					2		1		1	20	7	250					60					
Fountain Joseph	70	40		1400	100		5	4	6		40	10	10	1200				250	100					
Kalambaugh Geo.	110	30		3200	400	133	2		3		7		10	800		28		400	1300					
White Alexander	90	30		3000	150	66	3	1	3		5	3	7	500				500	300					
Reems H. M.	40			25			6		2		1	10	4	400										
Sutton John	100	400		2000	60	225	6	1	3		3	4	14	600				500	250					
Hainscott Alfred	80	40		1600	35		4		3		3	8	6	100					160					
Sutton Pleasant	70	✓		50			2							300				300	800					
Burton Pauley	40			50			4		1					300										
Andrew John A.	40	40		900	50		3	2	2	2			10	530				300	180					
Kelley Mrs	160	80	40	3000	100	37	6	1	5	2	2	10	7	390				250	150					
Parks Mrs	15	✓		25			6		2		2	3		400				400	50					
Clinton China	115	20		2820	100	50	10		3		4		10	600				2000	200					
Sulett Mary J.	63	20		1520	300		4				1		4	475				250	400					
Bankins James	40	✓		300					3		1			50										
Hawkins Elijah J.	40	✓		1500	150	266	5		2		2	12		500				500	300					
Petter Charles	10	✓		500			4	1						460										
Merry George	24	✓		1000										75										

2705 1818 100 62700 3595 1067 147 24 15 136 239 341 19295 11 203 30 11860 10190

State of Missouri, enumerated by me on the thirteen day of June, 1870.

J. Y. Fisher, Ass't Marshal.

YEAR ENDING JUNE 1, 1870.																									TOTAL VALUE.				
Cotton.	Wool.	Peas and Beans.	POTATOES.		Orchard products.	Wine.	Produce of Market Gardens.	DAIRY PRODUCTS.			SEED.			Hops.	Hemp.	Flax.	Flax-seed.	Silk cocoons.	SUGAR.		Molasses.	BEES.		Forest products.	Value of Home Manufactures.	Value of animals slaughtered or sold for slaughter.	Estimated value of all farm production, including bet-terments and addi-tions to stock.		
			Bales (50 lbs.)	Lbs.				Bush.	Bush.	Bush.	Dolls.	Gallons.	Dolls.						Lbs.	Lbs.		Gallons.	Tons.					Bush.	Bush.
25	26	27	28	29	30	31	32	33	34	35	36	37	38	39	40	41	42	43	44	45	46	47	48	49	50	51	52		
											3														10	37	250	1	
			20					100			7														20	370	196	2	
			50																				28			47	275	3	
	80		10								8															180	290	4	
	150				10			25			14												100		40	150	380	5	
																										11	16	6	
	20																						100			14	75	7	
																										17	35	8	
			10		45						7											5			31	100	195	9	
	70				25			40			10		2									5		100	14	195	200	10	
	25										14													15		19	192	11	
																										14	19	12	
	60										7											5			60	200	350	13	
			125																			25					85	14	
																										10	100	15	
																										17	67	16	
																												95	17
																												40	18
	20							50			13													30			129	19	
	26																					5			20		148	20	
	16							100			10																6	21	
	48		25					150			10											5			75	150	115	22	
																											200	23	
	20			15							15														20		205	24	
								100			20															200	385	25	
	15							75			12														20	280	418	26	
	38																					5					24	27	
	10							30			3											5			25	50	136	28	
	20									100																20	50	88	29
																											100	30	
																											90	31	
								50																		100	333	32	
	46																										19	33	
	14																									70	76	34	
											10															1500	1580	35	
											20															36	200	396	36
																											17	10	37
	24							50																		50	240	110	38
																											17	100	39
																												85	40
702			240	15	80			690		100	183		2											319	318	50	441	4221	7502

* This will include only such cheese as is made upon the farm. Milk sent to cheese factories will be regarded as milk sold off the farm.

SCHEDULE 3.—Productions of Agriculture in Township Fifty one, in the County of Boone, in the
 Post Office: Sturgeon Boone Co. Mo.

CGT
 3 1/2
 1870

Name of Agent, Owner, or Manager.	ACRES OF LAND.			PRESENT CASH VALUE.		Total amount of wages paid during the year including value of board.	LIVE STOCK, JUNE 1, 1870.								PRODUCE DURING THE								
	Improved.	UNIMPROVED.		Of farm.	Of farming implements and machinery.		Horses.	Mules and Asses.	Milk Cows.	Working Oxen.	Other Cattle.	Sheep.	Swine.	Value of all live stock.	WHEAT.		Rye.	Indian Corn.	Oats.	Barley.	Buckwheat.	Rice.	Tobacco.
		Wood-land.	Other unimproved.												Spring.	Winter.							
No.	No.	No.	Dolls.	Dolls.	Dolls.	No.	No.	No.	No.	No.	No.	No.	Dolls.	Bush.	Bush.	Bush.	Bush.	Bush.	Bush.	Bush.	Lbs.	Lbs.	
1	2	3	4	5	6	7	8	9	10	11	12	13	14	15	16	17	18	19	20	21	22	23	24
Robinson Jandy	50	100		800	100	232	6	3	6			14	450		90	15	300	50					
Lewis Christian	7	13		220	10		2	1					175				25	25					
Whigman Charney	300	1800		3000	100		4	1	40			14	1000	60		200	700	30					
Sullivan Michael	60	20	40	1800					2	5		16	300										
Leslin Wm J	29	1		1500	50	130	3	1	1	8	10	300		10	23		1000	800					
Turner Jefferson	60	1		80			3	2	4			8	200		35		350						
Wayne Archibald	120	80		2000	100		5	2	9			18	600				150	250					
Burns Wm J	15	1		35			2						175										
Gain Wm J	4	1		1000	150	80	2	2	1			8	670				600	200					
Sillbrath S. H.	16	1		235			5	4	2	5	20	4	700				600	500					
Lyman John H.	300	500		8000	250	140	9	5	4	6	12	16	1060		100	100	600	500					
Lyman Wm	300	500		9000	200	200	6	1	3	23	20	10	1500				400	200					
Palmer James	300	50		5000	500	266	15	5	2	10	25	20	3900				2000	1500					
Barkholder J. H.	40	1		300			2	2	1			1	400										
Rathrock James	90	40		3200	155		4	2	3	20	13	900					1200	360					
Bouton Isaac	160	90		2500	125	200	4	2	2	17		20	900				1000	1120					
Perison Wm	1	1		700					2	4		6	150										
Green Francis	3	1		340	110		3	1	2	5	9	450					50						
Welch Wm J	20	1		900			1	1					100										
Quisenberry James	150	50		3000	100	100	3	3		11		8	785				750	600					
Angel Willis	40	27		600	50		3					1	125				200	50					
Hankins Margaret	40	40		500			2	1	1				125				50						
Hudson John W.	200	110		8000	200	160	10	6	2	14	3	21	2500		96		375	24					
Fountain A. C.	140	1		2000	150	40	7	3	1	8	24	23	917				875	200					
Tucker Benjamin	220	1		4000	300	133	7	2	6		20	1	1500				1000	200					
Quisenberry Henry	300	500		15000	200	450	5	3	2	3		6	645										
Hankins James	40	20		900	50	20	3	3	2			5	360				300	60					
Mordy Le Roy	40	60		400	125	150	5	1	1				400				125	125					
Palmer Milton	40	20		225	25			2	2	2		20	175				60						
Hankins John H.	84	20		3000	200		4	1	5	7	10	5	800				1100	300					
Alford John B.	168	40		4000	100	75	6	2	3	5	90		300		46	110	1000						
Sublett Japhet	55	25		1000	100		6	2	2	2	20	18	550		10	20	500						
Green Wm A.	20	1		50			3	2	1			3	270			100	100	15					
Pugh Nancy	30	40		240	15		3	2			9	2	230		40		35						
Smith Henry	40	1		600	40		2	2	1			6	340		50	15		50					
Libson Samuel	20	62		1000	40		2	2	2	1	15	16	400		60		100						
Bryantbridge John	35	23		500			2	2	2	10	7	400		40		500	150						
Samms Margaret	60	57		600	30		6	2	2	8	6	400		31		200	50						
Cheatham James	10	30		500		200	2	1				3	150		30		50						
Brown Edmund	60	20		3300	100		5	1	2	1	22	15	665		60		500	50					

1216
 2014
 40
 9625
 4195
 2576
 162
 80
 84
 10
 211
 204
 349
 26167
 70
 751
 554
 171
 35
 7409

State of Michigan, enumerated by me on the 25 day of June, 1870.

J. Y. Fisher, Ass't Marshal.

YEAR ENDING JUNE 1, 1870.

Cotton.	Wool.	Peas and Beans.	POTATOES.		Orchard products.	Wine.	Produce of Market Gardens.	DAIRY PRODUCTS.			Hay.	SEED.			Flax.	Flax-seed.	Silk cocoons.	SUGAR.			Molasses.	BEES.		Forest products.	Value of Home Manufactures.	Value of animals slaughtered or sold for slaughter.	TOTAL VALUE.		
			Irish.	Sweet.				Butter.	Cheese.*	Milk sold.		Clover.	Grass.	Hops.				Maple.	Cane.	Wax.		Honey.							
Dolls.	Lbs.	Bush.	Bush.	Bush.	Dolls.	Gallons.	Dolls.	Lbs.	Lbs.	Gallons.	Tons.	Bush.	Bush.	Lbs.	Tons.	Lbs.	Bush.	Lbs.	Ehds. (1,000 lbs.)	Gallons.	Lbs.	Lbs.	Dolls.	Dolls.	Dolls.	Dolls.			
25	26	27	28	29	30	31	32	33	34	35	36	37	38	39	40	41	42	43	44	45	46	47	48	49	50	51	52		
	120		25		10															80					250	300	1		
	10																								20	500	520	2	
																										500	500	3	
	70		30		30																80				40	255	358	4	
	60																				25				100	140	305	5	
	54				12																				50	100	178	6	
			20		150			50																		2000	2092	7	
	60		18		25			50													9				25	154	238	8	
																											17	17	9
	100		25				25																			400	432	10	
	30																									150	180	11	
	30																									245	258	12	
																										250	250	13	
					12		125																			100	232	14	
																											185	185	15
																											88	88	16
	75		20	10	30																				50	500	620	17	
	30																									50	68	18	
	50		10																		24				100	135	19		
	30		10					10																	150	87	20		
	60		30	10																	65				75	80	206	21	
																											540	540	22
	42		45																						20	64	122	23	
	95		25		8			28													50				100	100	250	24	
	40		18																						47	20	95	25	
	60																								40	86	150	26	
	35		12																		30				35	50	140	27	
			20		20																				100	150	280	28	
	50		30																						50	50	135	29	
	60																				80				25	80	150	30	
	40							50													200				60	235	319	31	
	20																								20	60	88	32	
																											30	30	33
	24	10	10		40																100				30	90	172	34	
	15		15		15			20													80				40	240	345	35	
	50		12																						85	300	428	36	
	20		20	7	10			50													200				50	146	348	37	
																											700	700	38
	10		10																						15		35	39	
																													40
	1360	10	405	27	372		150	250											505					1094	7425	11627			

* This will include only such cheese as is made upon the farm. Milk sent to cheese factories will be regarded as milk sold off the farm.

SCHEDULE 3.—Productions of Agriculture in Township fifty one, in the County of Barn, in the Post Office: Sturgeon

1	ACRES OF LAND.			PRESENT CASH VALUE.		7	LIVE STOCK, JUNE 1, 1870.								PRODUCE DURING THE									
	2	UNIMPROVED.		5	6		8	9	10	11	12	13	14	15	WHEAT.		18	19	20	21	22	23	24	
		Improved.	Woodland.												Other unimproved.	Of farm.								Of farming implements and machinery.
No.	No.	No.	Dolls.	Dolls.	Dolls.	No.	No.	No.	No.	No.	No.	No.	Dolls.	Bush.	Bush.	Bush.	Bush.	Bush.	Bush.	Bush.	Bush.	Lbs.	Lbs.	
1	Rawlings Omer	40	80	1500	20	125	3	1	2	2			375		40			30	125					
2	Coman Bothlo	25					3	2	2				10	250				100	100					
3	Schoplin Russell	25					1	1	1				18	200	20			250	40					
4	Hauber Milton	15					2						14	100				50						
5	Jansman James	80					5	4	3	3	3	15	23	1200				400	1000					
6	Taylor William	40		600	50		2						100					50	25					
7	Hubbard Manning	240	120	9500	100	185	3		3	3		9	400		50	13	750	1000						
8	Burton Elijah	40		600			2		1				150					50						
9	Palmer George	10		500			2		2	1			250					250	50					
10	Robeland William	12					2		1				150					50	200					
11	Pise August	114	40	5000	300	100	6	5	3	15	15	2	30	1455				1450	700					
12	Esry Lottan	20					2		2				300					75	50					
13	Jett Joseph	40					2		3				4	350	80			250	200					
14	Redman John	25					1		2	3			12	500				400						
15	Groswhite James	25					3		1	2			5	500				20						
16	Kerry James	50	20	3000	100	56	4	1	2	1	13	15	700					300	100					
17	Keith William	20			50	100	6		2	3			4	700				625	800					
18	Watkins Tracy	50			20	75	4		2	1	36	16	700					750	800					
19	Falkner James	80		850	600		5			1			10	1500				500	200					
20	Mullin Thomas	20			60	40	4		3	6			14	450				200	100					
21	Manshan Michael	25			50		5		1	2			6	200				150	50					
22	Hulett Jes	40		800			4		1	1			3	400					100					
23	Hutton John	40			50		4						4	525					200					
24	Hunt Aaron	14			100		2		1	1			1	300				20						
25	Brettler John	33		1500	200	300	2	1	2	3			20	500				300						
26	Walker Abraham	20					2							100				500	60					
27	Stewart Thomas	280	180	9200	400	355	11	2	3	12	8	25	1400					800	350					
28	Neal Squire	20			95		4	2	2				15	400				200						
29	Esry John	9		800	50		3		2				250					70	60					
30	Leuse Angline	10		850					2	2			6	100				200						
31	Jacks John	40	30	1570			8		2	2			3	1120				350	200					
32	Pattor James	250	160	8000	200	300		15	1	15			75	2400				400	600					
33	Mitchal William	160	140	3300	100				1	1				75					40					
34	Proctor James	170	85	6500	150	600			1				3	75	150	700			200					
35	Murphy Mary	15			50		2		4	6				175				50	100					
36	Palmer Lancelat	700	120	12000	1000	1000	4	4	10	130			30	14000				2000	900					
37	Kitch Geary	60	46	2500			1							175										
38	Batterton John	500	80	10000	1000	1000	5	6	10	100			22	5000			200	2000	1000					
39	Lackridg James	540	40	11000	300		3	4	4	270			50	10150				2000	200					
40	Patterson Jason	40	40	600	150		2		3	2	2	27		379	40	35	30	60						
		3990	1081	90170	5195	4256	124	46	85	20	588	101	447	13054	350	948	15970	9810						

State of Missouri, enumerated by me on the fifth day of July, 1870.
J. Fisher, Ass't Marshal.

YEAR ENDING JUNE 1, 1870.

Cotton.	Wool.	Peas and Beans.	POTATOES.		Orchard products.	Wine.	Produce of Market Gardens.	DAIRY PRODUCTS.			SEED.					SUGAR.			BEES.		Forest products.	Value of Home Manufactures.	Value of animals slaughtered or sold for slaughter.	TOTAL VALUE.						
			Irish.	Sweet.				Butter.	Cheese.*	Milk sold.	Hay.	Clover.	Grass.	Hoys.	Hemp.	Flax.	Flax seed.	Silk cocoons.	Maple.	Cane.					Molasses.	Wax.	Honey.	Dolls.	Dolls.	
Bales (450 lbs.)	Lbs.	Bush.	Bush.	Bush.	Dolls.	Gallons.	Dolls.	Lbs.	Lbs.	Gallons.	Tons.	Bush.	Bush.	Lbs.	Tons.	Lbs.	Bush.	Lbs.	Lbs.	Hds. (1,000 lbs.)	Gallons.	Lbs.	Lbs.	Dolls.	Dolls.	Dolls.	Dolls.			
25	26	27	28	29	30	31	32	33	34	35	36	37	38	39	40	41	42	43	44	45	46	47	48	49	50	51	52			
			10																								125	1		
																												100	2	
																									100			160	3	
																												25	4	
	50				25						24															250		400	5	
																												50	6	
					25																					150		600	7	
										20																		25	8	
																												300	9	
																												125	10	
			50								5															200		750	11	
																												65	12	
																										75		340	13	
																										70		225	14	
											2																	25	15	
	50		75								15													50		75		350	16	
			30								8																100		700	17
	250		30					50			3															90		600	18	
											5																	375	19	
			40								3																30		150	20
			50																								19		210	21
																												10	22	
																												40	23	
											2																	10	24	
																												100	25	
																										5	40		210	26
	30							50			10															300		875	27	
																													105	28
																													50	29
								25																			30		65	30
																										24	100		300	31
																										600		1100	32	
																												70	33	
											2																300		1000	34
											2																		180	35
											16																3000		2000	36
																												50	37	
											25																1500		1600	38
						100					100															3000		3700	39	
	49										1																10		100	40
	429		255		150			125		20	223														30	50	24	13039	21565	

* This will include only such cheese as is made upon the farm. Milk sent to cheese factories will be regarded as milk sold off the farm.

SCHEDULE 3.—Productions of Agriculture in Township fifty-one in the County of Barnes, in the Post Office: Sturgeon

Name of Agent, Owner, or Manager.	ACRES OF LAND.			PRESENT CASH VALUE.		Total amount of wages paid during the year, including value of board.	LIVE STOCK, JUNE 1, 1870.								PRODUCE DURING THE YEAR.									
	Improved.	UNIMPROVED.		Of farm.	Of farming implements and machinery.		Horses.	Mules and Asses.	Milk Cows.	Working Oxen.	Other Cattle.	Sheep.	Swine.	Value of ALL live stock.	WHEAT.		Rye.	Indian Corn.	Oats.	Barley.	Buckwheat.	Rice.	Tobacco.	
		No.	Wood-land.												Other unimproved.	Dolls.								Dolls.
1	2	3	4	5	6	7	8	9	10	11	12	13	14	15	16	17	18	19	20	21	22	23	24	
Jannan Edward	40	✓		125			4	1	1	1		80	600				250	250						
McBride James	160	80		350	100		6		2	19	15	8	1300				500	100						
Harr Johnathan	25	✓		100				2	1	2			250				750	150						
Fabel Amos	240	40		550	150		5	1	2	18		40	800				750							
Angell James	280	40		5600	100	260	5	3	3	30		40	1150				200	300						
Bryson James	280	80		5500	250	300	7	2	7	23	15	25	1500				1500	2200						
Bankly John	160			2500	100		5	3	4	6		4	850				100							
McKit Eliza	40	✓	320	3000			1		2	6			400											
Hinnin William	200	40		1500	180	600	5		3				600				70	100						
Simmes Jennie	40	✓		800	75				1				45				250							
Smith Noah	30	✓		1700	100		2		1				6	220				300						
Larkin Edward	9	✓	91	1800	150		4		2	8			600				150	80						
Reunion Charles	12	✓					1		1	2	2		400				150	80						
Pruett John	80	✓		800	75		4		1	4			400				200	70						
Roberts Francis	86	41	20	3500	150	100	7	1	3	13	5	12	1000			6	50	250						
Conley James	100	60		6000	100		4	2	3	6		33	800			190	250	100						
Bauser George	40	✓		1000						1	1		8	50			50							
Fenkins John	24	✓		50			2						1	250			10	100						
Baker Richman	16	✓		50			4		1	1		16	500				375	600						
Geared James	680	60		15000	250	665	3	2	3	85	95	50	7500				1200	300						
Baerthe William	1900	220	160	40000	700	100	17	2	12	65	300	20	3000				500	500	150					
Barnes Robert	80	✓		1100			14	2	5	25	130	40	1350				250	300						
Briker John J	50	✓	40	400			2		1			6	270				20	35						
Proge Richard	180	60		5000	100		3		1	1		3	450					100						
Ragen George	100	100		5000	200		6		1	1		7	500											
Wemying Lewis	25	✓		50			2		3	2	12	12	300				100	150						
Bauser John J	30	✓	50	100	75			2	2	1		1	300				250	180						
Farr Alfred	10	✓		80			2		1	1			200					135						
Bauser Henry	25	✓		70			1	1	3	3	6	9	500				250	130						
Bauser Thos	55	25		1200	125		3		3	4	21	3	600				300	190						
Sarvey Jasper	130	80		4500			3		2	1			400			39	100							
Mayer Daniel	190	40		1200	150	266	11		6	34	33	19	1500				1000	160						
Carpenter William	40	✓		800	100		3		2	3		19	580				500	140						
Bennett Daniel	40	✓		1700	100		1		2			5	225				175	150						
Edward R. J	12	✓		50			2		1			1	250				70	20						
Crosswhite John	40	✓		100			7	1	3	4		21	800				500	1000						
Sneed Peter	40	✓		60			5		2	1		2	400				250	65						
Silvers Edward	140	20		4500	150		11		8	10	35	15	1100		25		250	50						
Night William	160	50		4200	150		4	1	3	4		16	600				150	120						
Adams William	40	40		600	50		2		1	1		23	350				250	200						
	189	1099	591	17750	4485	2291	168	26	103	5	287	407	709	505	2210	25	204	1162	8700	180				

State of *Missouri*, enumerated by me on the *8th* day of *July*, 1870.

J. H. Fisher, Ass't Marshal.

YEAR ENDING JUNE 1, 1870.

Cotton.	Wool.	Peas and Beans.	POTATOES.		Orchard products.	Wine.	Produce of Market Gardens.	DAIRY PRODUCTS.			SEED.					SUGAR.			BEES.		Forest products.	Value of Home Manufactures.	Value of animals slaughtered.	Estimated value of all farm produce, including potatoes and additions to stock.							
			Irish.	Sweet.				Butter.	Cheese.	Milk sold.	Hay.	Clover.	Grass.	Hops.	Linseed.	Flax.	Flax seed.	Silk cocoons.	Maple.	Cane.					Molasses.	Wax.	Honey.				
Bales (450 lbs.)	Lbs.	Bush.	Bush.	Bush.	Dolls.	Gallons.	Dolls.	Lbs.	Lbs.	Gallons.	Tons.	Bush.	Bush.	Lbs.	Tons.	Lbs.	Bush.	Lbs.	Hds. (1,000 lbs.)	Gallons.	Lbs.	Lbs.	Dolls.	Dolls.	Dolls.	Dolls.					
25	26	27	28	29	30	31	32	33	34	35	36	37	38	39	40	41	42	43	44	45	46	47	48	49	50	51	52				
											6														90	125	1				
	49										16										5				100	160	510	2			
																										70	300	3			
	100										20														50		537	4			
											15																400	500	5		
	25										70																1000	900	6		
																												75	7		
																												20	8		
																										70	120	9			
																										13	25	10			
											2															27	35	11			
											1															17	40	12			
																										11	80	13			
											2														21	13	67	14			
					20			50		200													100		68	292	415	15			
											3														10	73	400	16			
		30																			24						23	17			
																										19	26	18			
																									10	34	480	19			
	25																									2500	7000	20			
	2180										125																2000	4000	21		
	390										10																210	700	22		
																											11	15	23		
											2																	11	24		
	55										7																47	70	25		
	85																										19	25	26		
									20		3																14	40	27		
																											10	37	28		
	13								30																		100	165	29		
	18				10																					21	112	220	30		
											3																16	27	31		
	75				25						15																400	1000	32		
											1																	19	65	33	
																												12	225	34	
																											13	9	35		
									25		2																37	400	36		
																											27	100	37		
	110				12			30			10																33	110	600	38	
											7																	13	90	65	39
																											10	45	65	40	
	5236	80			67			155		200	320									54					400	346	8379	13517			

* This will include only such cheese as is made upon the farm. Milk sent to cheese factories will be regarded as milk sold off the farm.

State of Missouri, enumerated by me on the ninth day of July, 1870.

J. H. Fisher, Ass't Marshal.

YEAR ENDING JUNE 1, 1870.

Cotton. Bales (50 lbs.)	Wool. Lbs.	Peas and Beans. Bush.	POTATOES.		Orchard products. Dolls.	Wine. Gallons.	Produce of Market Gardens. Dolls.	DAIRY PRODUCTS.			SEED.			Hops. Lbs.	Hemp. Tons.	Flax. Lbs.	Flax seed. Bush.	Silk cocoons. Lbs.	SUGAR.		Molasses. Gallons.	BEES.		Forest products. Dolls.	Value of Home Manufactures. Dolls.	Value of animals slaughtered or sold for slaughter. Dolls.	TOTAL VALUE. Estimated value of all farm produc- tion, including bet- terments and addi- tions to stock. Dolls.	
			Irish. Bush.	Sweet. Bush.				Butter. Lbs.	Cheese.* Lbs.	Milk sold. Gallons.	Hay. Tons.	Clover. Bush.	Grass. Bush.						Maple. Lbs.	Cane. Hhds. (1,000 lbs.)		Wax. Lbs.	Honey. Lbs.					
25	26	27	28	29	30	31	32	33	34	35	36	37	38	39	40	41	42	43	44	45	46	47	48	49	50	51	52	
																					5					11	16	1
											3														17	19	25	2
											2															27	40	3
											9															30	400	4
											2															40	60	5
											1															17	30	6
																												7
																												8
																												9
																												10
																												11
																												12
																												13
																												14
																												15
																												16
																												17
																												18
																												19
																												20
																												21
																												22
																												23
																												24
																												25
																												26
																												27
																												28
																												29
																												30
																												31
																												32
																												33
																												34
																												35
																												36
																												37
																												38
																												39
																												40

* This will include only such cheese as is made upon the farm. Milk sent to cheese factories will be regarded as milk sold off the farm.

17 ✓ 5 ✓ 17 14 14 ✓ 11 ✓