

SCHEDULE 3.—Productions of Agriculture in Aurora Township, in the County of Callaway

Post Office: Portland



Name of Agent, Owner, or Manager.	ACRES OF LAND.			PRESENT CASH VALUE.			LIVE STOCK, JUNE 1, 1870.								PRODUCE DURING THE YEAR.								
	Improved.	UNIMPROVED.		Of farm.	Of farming implements and machinery.	Total amount of wages paid during the year, including value of board.	Horses.	Mules and Asses.	Milch Cows.	Working Oxen.	Other Cattle.	Sheep.	Swine.	Value of All Live Stock.	WHEAT.		Rye.	Indian Corn.	Oats.	Barley.	Buckwheat.	Rice.	Tobacco.
		No.	Wood-land.												Other unimproved.	Dolls.							
1	2	3	4	5	6	7	8	9	10	11	12	13	14	15	16	17	18	19	20	21	22	23	24
Gibson Marshall	350	150		4000	125	200	900		800	400	31		60	2100		140		1250	30				1600
Kalmbach Reynolds	14	33	3	3000	50	380		1	2				2	205				40	48				
Nunter J. D.	5			500	60		3		2			14	2	215				20					
Riss Christian	40	145		1000	100	800	4		2			4	16	500									
Isdahl Eugene	20			1000	15	4	1		1			1		121				30	11				
Erlus Frederick	4			600	5				2		1	14	2	45									
Reinmann August	5			300	2				1				4	35					10				
Thomas Smith G.	5	45		200	120				1	2	1	8	5	145		20		150	50				
Zentschler Otto	8	12	8	2500	120	55	2					4		105				300					
Koill John	4	56		300	5	10			2	2			5	110		30		20					
Majer John	5			50	5	20			2				2	45				25					
Koll Jacob	100	460		5000	20		4		3	2	5	4	20	545		80		345	60				
Wesley Charles	28	32	100	1000	60		1	1		2			5	190		42	20	120		54			180
Shotony Jerry	35			125	30	24	2	1	1		1	1	16	280		40		250					2300
Wells Thomas	8			300	5		1		2				11	140				350					
Neff Frederick	35	85		500	50	60	1		2				20	175		101		300	300				1500
Neff Conrad	100	180		1000	260	130	8	2	10		24		40	1340		300		1100					1800
Ferris John P.	25	255		1000	40	100	2		3		2	30	24	300		115		500	100				2550
Winn John	90	140		1000	60		15		8		10	22	8	480		300		345					1100
Patton William	20	134		1000	50	30	2		2	2		9	22	350		100		250	65				
Mylius Frederick	8	56		500	10				1	1			1	115									
Vogel Wolfgang	8	12		800	10		1		1					150									
Vogel Tom L.	4	13		800	10				1					25									
Day Levi O.	80	253		4000	150	300	6	15	4	3	15	15	9	2400		180		250	420				600
Munnely Goren	14	46		400	5		1					1	1	50									
Carte Edward	10	30		300	50		2		2			4	6	170		42		120					500
Ross Charles	2	28		100	4		2		1				8	90				100					450
Munnely Emma	90	130		1500	40		4	1	2	2	2	18	15	650		40	20	300	150				1000
Dickson Josephus	12			120	5		2		2			8	5	180		20		100	30				
Grogery J. Harrison	150	250		4000	500		10	2	5		12	40	20	1385		49		900	500				
Windsor Bestraw	150	10		3000	300	500	8		4		3	30	14	400		100		250	400				
Garrett George W.	300	420		8000	500	350	4	5	12	2	5	100	54	2000		40		450	600				
Garrett John A.	260	140		4800	300	350	3	6	14		28	45	40	1600		141		500	600				
Garrett William	40	15		2000	150	300	1	2	4		8	10	25	915		95		200	300				
Hudson Daniel B.	125	80		4000	100		2		2		3	6	23	590		50			400				
Ellis Benjamin	100	60		3000	200	10	4	1	4	2	10	60	25	1020		109		500					
Jackson Thomas J.	100	80		1100	150	300	5	1	3		5		16	515		50		100	200				
Cole John	60	100		3000	45		8	1	4		4	21	11	685		160		600	300				
Gill James	80	320		3000	250	300	4	6	2		5	10	24	1190		140		500					1000
Gill Charles	80	100		1400	125	240	3		4		30		30	415		150		500	150				

26110 5064 167 70095 4136 4387 1025 46 914 414 211 488 611 2283 2834 41 11.125 5719 14.231

State of Missouri, enumerated by me on the 9, 10, 11, & 12 day of August, 1870.

Reynold Walcutt, Ass't Marshal.

YEAR ENDING JUNE 1, 1870.																										TOTAL VALUE.				
Cotton. Bales (450 lbs.)	Wool. Lbs.	Figs and Dates. Bush.	POTATOES.		Orchard products. Dolls.	Wine. Gallons.	Produce of Market Gardens. Dolls.	DAIRY PRODUCTS.			Hay. Tons.	SEED.		Hops. Lbs.	Hemp. Tons.	Flax. Lbs.	Flax seed. Bush.	Silk cocoons. Lbs.	SUGAR.			BEES.		Forest products. Dolls.	Value of Home Manufactures. Dolls.	Value of animals slaughtered or sold for slaughter. Dolls.	Estimated value of all farm produc- tion, including per- centage of addi- tions to stock. Dolls.			
			Irish. Bush.	Sweet. Bush.				Butter. Lbs.	Cheese.* Lbs.	Milk sold. Gallons.		Clover. Bush.	Grass. Bush.						Maple. Lbs.	Cane. Hbds. (1,000 lbs.)	Molasses. Gallons.	Wax. Lbs.	Honey. Lbs.							
25	26	27	28	29	30	31	32	33	34	35	36	37	38	39	40	41	42	43	44	45	46	47	48	49	50	51	52			
			100					100			24															865	2085			
			40		80	15		52			2											4	15			155	380			
	24		30					52																		46	108			
		12	10		50	100		52																		160	360			
			10			80																					114			
			8					30																		50	40			
			6					30																		60	43			
	26																								10	60	146			
					25																						175			
	10		10					50																			55			
			5					50																			18			
	16		5					50			2														30	180	410			
		2	12		12																				40		240			
	4		16		20	44		50			3															180	640			
			60	10			15	60																		100	341			
		20	400				200	150																		260	969			
			100				200			8																425	1925			
	50		50				100											15		25				30	188	914				
	60	2	20		50		400			1											30				225	842				
	24		10	12	5		200			1															10		340			
						400																					400			
						100		20																			105			
																											200			
	25		20		40			300			2														50	240	1015			
																												150		
																											36	188		
																											45	115		
	43				50			100																		66	185	483		
	12				25			25																			100	192		
	80		60		25			300																		225	1009			
	50		25					150			2										8	15			100	210	780			
	500		100		130			500			50												4	50	20	20	395	2000		
	230		20		25			100			14													50		640	1544			
	56		20					45			10																278	432		
	40							100			6																40	346		
	200				50			500			20													50		300	1104			
					40			200			3																150	440		
	50							150																			20	160	810	
	30							150			27																180	980		
								45																			150	623		
1524	40		1167	22	657	734	215	1371			175									15				11	165	20	376	6618	23731	23744

* This will include only such cheese as is made upon the farm. Milk sent to cheese factories will be regarded as milk sold off the farm.

SCHEDULE 3.—Productions of Agriculture in Amherst Township, in the County of Cattaraugus, in the
 Post Office: Portland



Name of Agent, Owner, or Manager.	ACRES OF LAND.			PRESENT CASH VALUE.		Total amount of wages paid during the year, including value of board.	LIVE STOCK, JUNE 1, 1870.								PRODUCE DURING THE YEAR.								
	Improved.	UNIMPROVED.		Of farm.	Of farming implements and machinery.		Horses.	Mules and Asses.	Milch Cows.	Working Oxen.	Other Cattle.	Sheep.	Swine.	Value of ALL live stock.	WHEAT.		Rye.	Indian Corn.	Oats.	Barley.	Buckwheat.	Rice.	Tobacco.
		Wood-land.	Other unimproved.												Spring.	Winter.							
	No.	No.	No.	Dolla.	Dolla.		Dolla.	No.	No.	No.	No.	No.	No.	Dolla.	Bush.	Bush.	Bush.	Bush.	Bush.	Bush.	Bush.	Lbs.	Lbs.
1	2	3	4	5	6	7	8	9	10	11	12	13	14	15	16	17	18	19	20	21	22	23	24
Melton Wm J	80	40		1200	160	100	5	3				8	400		25		375	300					
Arnold George	180	140	20	5000	300	50	4	6	34			30	400		42		400	900					400
New Christopher	16	164		500	100	6	2	2	1			4	250		60	20		150	8				
Junglaug Frank	15	55		500	50		2	1					124		25		40						
Goodrich James	30	130		1000	100		3	2				4	11	484		114		200	50				3000
Benson Jackson	200	300	100	5000	250	500	10	4	5	19	30	25	2047		450		200	400					
Constraten Henry	40	120		1400	45		3	1	3	2		20	415		60	50	250	50					1000
Wyer John	30	86		430	45		3	3	2	3	14	4	418		30	20	50	15	9				
Lay Green	240	500		4360	300	300	1	2	2	5	6	30	845	8	222		650	150					
Glover Robt E	50	150		800	45		2	3	5	21	10	431		100		400	50						300
Eberhart Alexander	25	215		1200	125	25	3	1	2		2	2	98		175	5	35						
Thompson Shroud	15	115		400	40		1	1	1	12	8	125					125						
Benedict John	20	100		1000	40		2	1	2	3		5	245		30	35	45	40					
Allen Thodge A	40	83		1000	140	175		2	2				300		100								
Natales John	20	60		500	20			2	2	7	8	8	119		40	20	50	15					
Noor William	20	50		500	25		1	2	2	2		3	137		40	15	50	50					
Butler George	20	40		1000	125		3	1	3	2	10	10	38	636		80		250	45				1000
Katman Henry	20	23		200	25		2	1	2		3	6	248		10	4	45	13					200
Jackson Elias	12	28		400	5	40						8	24				250						
Noor John	35	115		600	45	50	3	3	2	5	10	10	420		60	30	250	50					400
Shuller Lehart	40	80		800	45	40	6	3			6	20	435		108		225	80					
Nowlan Eli	17	43		400	25	30		2	2	1		11	244		33		150	45					
Miner Benjamin	45	45		1000	10		5	3	1	13	15	348		120		350	50						1100
Maddat George	730	87		2000	45	10	2	2	5	17	23	40	970		100		500	150					
Davis John W	45	45		600	45	10	2		2			4	260		35		175	35					1350
Prerice Thomas	40	290		1800	50	120	1	2	7	4	30	18	593		170		500						
Gellis William	40	440		4000	15	100	3	1	3	2	4	29	6	342		190	13	150					
Cornell Christopher	46	46		3000	50		1	4	2	4	2	35	19	1284		200	25	500	60				100
Lau George	200	340		2200	150	250	8	0	15	22	32	24	1830		147		1000	600					
Gill John P	40	220		1320	100	180	6		5	70	10	20	650		156		250	300					2200
Thompson Alward	50	28		2180	50	20	4		4	2	4	30	9	612		150		500	100				1000
Annusly Cross	40	45		1200	50		2		2	4	2	19	15	344		30		200	40				1200
Offutt Joseph W	300	30		4000	250	200	12	2	1		40		200	2355		45		1200	300				1000
Nayo Richard	45	35		400	60	50	1	1	3				29	865		140		300	110				
Garrill Benjamin	10	40		1200	120	150	1		1				10	300									
Hall Lewis	140	240		4000	110		10	1	5	2		35	40	1255		80	20	375	500				500
Tate James	20			400	40		2		1			4	5	260		115	3	50					
Grard Eugene	200	440		3000	30	25	2		1	2	35	15	267				100	200					500
Conner Ann	20	40		300			2		1				5	130									
Miner William	60	100		1500	100	50	4		4	4	30	15	488		300		250	150					

Handwritten totals and corrections at the bottom of the page, including numbers like 248, 2616, 2381, 142, 20, 119, 199, 438, 760, 22498, 3542, 240, 10440, 4908, 17, 16350.

SCHEDULE 3.—Productions of Agriculture in Mussum Township, in the County of Callaway
 Post Office: Portland



Name of Agent, Owner, or Manager.	ACRES OF LAND.			PRESENT CASH VALUE.		Total amount of wages paid to the year including value of board.	LIVE STOCK, JUNE 1, 1870.								PRODUCE DURING THE YEAR.									
	Improved.	UNIMPROVED.		Of farm.	Of farming implements and machinery.		Horses.	Mules and Asses.	Milch Cows.	Working Oxen.	Other Cattle.	Sheep.	Swine.	Value of all live stock.	WHEAT.		Rye.	Indian Corn.	Oats.	Barley.	Buckwheat.	Rice.	Tobacco.	
		No.	Wood-land.												Other unimproved.	Dolls.								Dolls.
1	2	3	4	5	6	7	8	9	10	11	12	13	14	15	16	17	18	19	20	21	22	23	24	
Jackson William	69	431		2000	100	100	5		3	9	1		25	992		60		100						
Hyam James	80	80		1600	40		4		3		1	14	10	406		60	18	300	300				1000	
Curtis James	40	180		1200	100		5		2			8	5	578		10								
Davis Joseph R	30	37		600	25	20	2	1	1	2	2	15	30	369		36		300	30				1500	
Orgau James	30	10		350	50	10	5	1	4		5	17	30	692		119		300	100				1600	
Craig Rubin	150	97		4000	300	300	5		5	4	3		40	615		120	120	600	300				2000	
Kemp John	35	85		1500	50	25	2		2		5	12	19	477		40		350	150				3000	
Estes William	40	90		1600	30		1		1				9	95				200	150					
McCall Stokes	150	650		15000	1500	100	10		6	2	10	45	50	1445		400		1000	1000				4000	
Cush John W	125	160		2500	1000	200	3	1	4		5	50	725		310		900	150					1000	
Vorisek Joseph	10	24		300	25		2		2	2		5	250		60	30	45	10	30					
Otis Joseph	6	84		100	10		7		1	2	2		5	485		35	35							
Ladman Anna	30	20		120	10				2	2	1		2	152		20	15	25	5					
Cabajak William	10	30		100	10				1	2	1		7	112		50	20	10						
Ladman William	20	25		200	25				1	1	1	3	5	68		15	15	10						
Gay Malaki	20	60		400	10		1						8	60		33		300	15					
Deuker Henry	40	160		1000	60		4		1		4		5	360		30		60						
Bark Phillip	40	85		1000	60				2	2			15	340		100		200	120				600	
Lam John	10	30		300	5				1				17	76		8	25	300						
Davis Levi	30	130		1000	50		4		3	2		13	15	823		20		150	40				2000	
Davis Joseph	140	106		2000	40		2		3	2	1	20	35	360		50		250	150				1500	
Davis A. Marion	50	164		1200	25		4	2	2		2	12	12	534		120		500	150				2000	
Bell Peter H	80	80		1000	40	10	4	4			1	14	16	356		117		350	300				1000	
Oliver Isaac C	60	110		3000	120		4	2	2		14	30	40	990		67		750	300					
Pasley Caldwell	140	340		2500	100	25	9	1	5		4	18	21	886		130	75	350	400				2000	
Gillman James	80	60		1600	15	100	3		1		3		7	392		32	39	300	100					
Water Lenny	80	40		1800	60	50	2	1	2		2		6	369				200						
Water Gus	40	50		1500	55	60	3	1	2		5		5	509				200						
Kerin Charles	16	64		4000	250	600	1		1					125										
Bradly Thomas W	120	80		3000	50		5		13		34	31	19	1517				25	200					
Blackburn Hill	40	120		1200	15	40	4		2		3	25	15	477				250	200					
Brashear Alton	65	40	45	1800	20	150	6		3					609		40		100	200					
Garter Robt S	35	45		900	40	50	2							156		14		200	50					
Scott Elizabeth	100	100		1400	25		1		3		1	21	15	371				300	150					
Hughes Robt	40	30		600	60		4		3					315				100	80					
Monroe Norman	140	360		3000	150	20	5		5		30	9	13	1086		300	160	750	500				4000	
Bowlin Norman	70	10		1200	25		4		4		10	55	17	820		37		1000	700					
Garrett Sarah A	30	130		1200	40	25	3	1	2		7	18	20	398		120		250	100				1200	
Neal Joseph J	100	340		3000	25	250	6	3	3	2	2	12	25	977		75	100	250	150				400	
Estes Mary Jane	60	20		800	25		2		2		10	20	15	407		60		150	60				200	

2534 4695 45
 41640 4650
 2106 130 22 27 16 37 37 60
 2628 6311 11355 #364 60611 34
 318111

State of Missouri, enumerated by me on the 19th, 20th, 22nd & 23rd day of August, 1870.

Reynold Kalmbach, Ass't Marshal.

YEAR ENDING JUNE 1, 1870.

Cotton. (450 lbs.)	Wool. Lbs.	Peas and Beans. Bush.	POTATOES.		Orchard products. Dolls.	Wine. Gallons.	Produce of Market Gardens. Dolls.	DAIRY PRODUCTS.			Hay. Tons.	SEED.		Hops. Lbs.	Hemp. Tons.	Flax. Lbs.	Flax-seed. Bush.	Silk cocoons. Lbs.	SUGAR.		Molasses. Gallons.	BEES.		Forest products. Dolls.	Value of Home Manufactures. Dolls.	Value of animals slaughtered or sold for slaughter. Dolls.	TOTAL VALUE. Dolls.	
			Irish. Bush.	Sweet. Bush.				Butter. Lbs.	Cheese.* Lbs.	Milk sold. Gallons.		Clover. Bush.	Grass. Bush.						Maple. Lbs.	Cane. Hhds. (1,000 lbs.)		Wax. Lbs.	Honey. Lbs.					
25	26	27	28	29	30	31	32	33	34	35	36	37	38	39	40	41	42	43	44	45	46	47	48	49	50	51	52	
			100		300			160																320	40	540	1572	
	35		30					120			2															100	605	
																										47	84	
	30							50																	38	90	9 473	
	36		10		30			130																	10	175	740	
			12	3	40			150			9															240	1182	
	15		5					75																		100	203	
	100							25																		45	208	
	100				15			250			2															321	2121	
								40			5														14	170	942	
								20			1															60	207	
								20																30	12	67		
								20			1														25	20	90	
			10					30																		20	95	
					20																					15	65	
																									57	156	403	
					20						1															120	210	
			20					100			1															80	412	
			10																20		20					22	154	
	15							40													30					120	435	
	30							100			1															220	608	
	17							50														3				140	818	
	60				25			140			2															48	140	708
	75							100																		40	425	1069
	40		30		15			20			1																180	895
																											84	428
			3			7		280																			330	680
								250																			314	664
			40		20	1800		30			2															43	2450	
	45		15		5			100			1															8	361	444
	50							100			1																195	405
								25																			95	265
																											24	138
	20							120																			120	366
																											35	115
	15		10					100			4																850	2340
	100		30		30			100			1															50	818	1740
	40		20					50			3															40	105	560
	50		25		20			150			10																240	783
	30		10					50																		20	80	359
	653		360		460	1800		3005			51														540	420	4840	26570

* This will include only such cheese as is made upon the farm. Milk sent to cheese factories will be regarded as milk sold off the farm.



SCHEDULE 3.—Productions of Agriculture in Amoysee Township, in the County of Callaway, in the

Post Office: Portland

Name of Agent, Owner, or Manager.	ACRES OF LAND.			PRESENT CASH VALUE.		Total amount of wages paid to hands during year ending value of board.	LIVE STOCK, JUNE 1, 1870.								PRODUCE DURING THE YEAR.										
	Improved.	UNIMPROVED.		Of farm.	Of farming implements and machinery.		Dolls.	Dolls.	Horses.	Mules and Asses.	Milch Cows.	Working Oxen.	Other Cattle.	Sheep.	Swine.	Value of All live stock.	WHEAT.		Rye.	Indian Corn.	Oats.	Barley.	Buckwheat.	Rice.	Tobacco.
		No.	Woodland.														Other unimproved.	Spring.							
1	2	3	4	5	6	7	8	9	10	11	12	13	14	15	16	17	18	19	20	21	22	23	24		
Cornell Patrick	60	40		1000	250		5	3					12	485	100	25	300	300							
Boon Redolph	100	140		3000	130	300	8	6	5	9	30	45	12	119	190		400	300						1200	
McMahon Elizabeth	160	60		2200	50		4	1	2	2	15	18		369	112		500	300							
Brown A F	20	15		3000	100	150	2							360	75		300	300							
Scott John S	180	235		4950	100	240	3	33	3		10	30	12	3035	900		500	400						3000	
Ramsay Zachariah	20	20		200	10	10	1		2					110	50										
Bulls Blford	80	120		1000	50	20	3		3		7	20	28	340	120		300	300						2000	
Blackburn William	50	90		1600	50		4		3			20		403	180		250	150						2500	
Stump Anthony	200	160		1800	130	100	7	1	3		3	40	40	1045	300		375	350						4000	
Jones Thomas	40	60		300	20		5		2			20	14	322	40		400	100						2100	
Nichols Joseph	30			300	25	40	2	1	1					392	70		150	40						400	
Chambers Frank	10	80		600	25		2	7	1					115	99		125	25						400	
Pasby Solomon	30	220		500	50	100	2		5		1	30	14	263	160		150	30						3300	
Oliver George	22	20		240	50		2	1	2			4	8	235	30		100	30						600	
Meadows Joseph	50	43		1000	125		3		1			24	16	402	80		300	150						2500	
Scott William	50	40		1200	30	50	3		3		6	5	10	390	70		75	50						600	
Oliver Benjamin	125	125		5000	60		7		3	2	9	45	35	1200	280		450	600						7500	
McCall Wyatt	40	100		1200	20	25	2		6		1	14	13	319	80		250	250						1200	
Stur Louis	40	40		1000	250		1	3	2		2		8	410	60		250	100	30						
Baker Edward	50	30		1200	25	25	2		2		3		25	380	120		250	50							
Bryler Christopher	30	31		800	40	150	3		4	2	13	20	27	721	116		510	80							
Nichols Bonhard	30	30		500	5		1	1						110			75								
Bughin Erin	25	95		300	10		2	1	1		1	6	10	319	40	10	25	30							
Chapp Elias	80	160		2000	150		4		3		15	30	25	980	150		400	400						2000	
Bridges Jerome	20	20		200	10		2		3			16	7	227	40		200	50						550	
Meyer Concord	30	330		1000	30		2		1	4	2	10	7	326	35	15	125	20							
Wesley Austin	10	30		250	30		1		1					155			150							7000	
Prie John	30	50		1500	60	9	2		4					370			600	30							
Martin James T	10	30		600	5		1							88			300								
Canton Nichols C	60	5		1500	60	100	4		3					426	60		175	60							
Lawrence Edward	100	300		2000	200	60	4	2	3		6		50	435	100		900	300							
Day Truman	35	385		800	20		2		2					238	84		200	40						800	
Harris John	25	17		1200	15		3		2			18	25	343			600							450	
Mill Berry	22	18		1200	110		2	1	3		2			454			600							450	
Marrell Peter	35	45		800	50		2		2			8	14	288	100		100	60							
Matisse Clark R	40	107		3000	80		3		4		5	17	24	389	140	10	300	100							
Schuder Adam	20	60		500	75		3		2		4	12		396	50	12	150	30							
Schuder Ferdinand	40	120		600	35		5							472			375	300						1200	
Pearce Frank	25			250	40		2	2						218	40		250	120						1100	
Braus Harmon	100	180		2200	50	250	6	4	4		3	21	17	842	35		500	100						1200	
	2114	3761	20	52590	2695	1620	123	57	98	8	106	405	203	10570	3556	47	6810	9205	1060					1200	1100

State of Missouri, enumerated by me on the 24, 25, 26 & 27 day of August, 1870.

Raymond W. Helmreich, Ass't Marshal.

YEAR ENDING JUNE 1, 1870.

Cotton. (450 lbs.)	Wool. Lbs.	Peas and Beans. Bush.	POTATOES.		Orchard products. Dolls.	Wine. Gallons.	Produce of Market Gardens. Dolls.	DAIRY PRODUCTS.			Hay. Tons.	SEED.			Hops. Lbs.	Hemp. Tons.	Flax. Lbs.	Flax-seed. Bush.	Silk cocoons. Lbs.	SUGAR.		Molasses. Gallons.	BEES.		Forest products. Dolls.	Value of Home Manufactures. Dolls.	Value of animals slaughtered or sold for slaughter. Dolls.	TOTAL VALUE. Dolls.			
			Irish. Bush.	Sweet. Bush.				Butter. Lbs.	Cheese.* Lbs.	Milk sold. Gallons.		Clover. Bush.	Grass. Bush.	Maple. Lbs.						Cane. Hhds. (1,000 lbs.)	Wax. Lbs.		Honey. Lbs.								
			25	26				27	28	29		30	31	32						33	34		35	36					37	38	39
									50		6															90	506	1			
	46		10						200		6																300	1043	2		
	50								100		2																180	674	3		
			10						75																		3	363	4		
	45		10		14				300		18																475	1978	5		
	#																										45	95	6		
	40		10		5				100		2																205	793	7		
			8						75																			300	865	8	
	100		50						55		1																330	1224	9		
	60								40		3															32	180	472	10		
			10						40											20							80	313	11		
																											50	246	12		
	40								150																		120	377	13		
									57																		12	80	338	14	
	34		12						30																		150	149	15		
					50				100																		110	335	16		
	100		12		100				200																	40	320	2200	17		
	25								100																			260	405	18	
			100		40																						40	395	19		
			25		100				125		3																160	595	20		
	50		20		10						3															5	12	35	376	900	21
																											20	54	22		
	20				5				30		1																112	157	23		
	60		12		50				150		5																	388	1207	24	
	25								100																			60	280	25	
	10		20						15																		95	250	458	26	
																												17	192	27	
																												85	397	28	
																												95	145	29	
			20						100		1																	135	331	30	
			30		30				125		3																20	425	1167	31	
		3	25						100																			150	444	32	
	40		20						50																			140	300	33	
			20						50																				350	34	
	43		10		15				50		4																	14	100	369	35
	30		10	2	25				100		5																	300	149	36	
			25						150																				135	292	37
																														402	38
									50																				140	503	39
	60				15				200		3																		219	814	40
	900	3	46	2	450				3045		60									20							275	630	24568		

* This will include only such cheese as is made upon the farm. Milk sent to cheese factories will be regarded as milk sold off the farm.

SCHEDULE 3.—Productions of Agriculture in Ashland Township, in the County of Callaway

Post Office: Postland



Name of Agent, Owner, or Manager.	ACRES OF LAND.			PRESENT CASH VALUE.		Total amount of wages paid during the year, including value of board.	LIVE STOCK, JUNE 1, 1870.								PRODUCE DURING THE YEAR.								
	Improved.	UNIMPROVED.		Of farm.	Of farming implements and machinery.		Horses.	Mules and Asses.	Milch Cows.	Working Oxen.	Other Cattle.	Sheep.	Swine.	Value of all live stock.	WHEAT.		Rye.	Indian Corn.	Oats.	Barley.	Buckwheat.	Rice.	Tobacco.
		No.	Wood-land.												Other unimproved.	Dolls.							
1	2	3	4	5	6	7	8	9	10	11	12	13	14	15	16	17	18	19	20	21	22	23	24
Dudley, Stephen	50	300		800	100	200	5	3		4	35	38	635		96		300	40					4000
Watson, Thomas	25	135		800	60		6	3		13	14	20	240		110		350	40					2000
McCall, James	100	400		2500	100	25	7	5		3	30	30	680		175	5	500	300					3000
Gleason, Charles	7	73		320	30		2	2				13	135		10		60	350					1700
Woods, William	31	130		800	60		4	2	3		4	24	31	940		25		400	60				3000
Woods, Newton	16	64		400	5		2	1				1	143				130						2000
Rankin, Reuben	50	88		2000	30	50	5	1	2			30	30	380		100		250	30				1500
Berry, George	30	60		400	50	40	5	1				18	340		40		230	60					400
Berry, Jerry	15	45		400	10		2					10	105				130	40					
Hood, Henry B.	45	340		1800	80		7	4		3	42	31	865		216		1200	105					500
Berry, Caleb	100	60		1600	50		7	10	3		30	14	30	1835		240		300	160				
Hillman, George	80	120		800	50		5	2	2	4	14	6	502		100		300	40					
Sturka, George	300	590		10000	300	250	5	4	4	4	12	23	22	1247		300		430	300				2500
Taylor, Thomas	30	130		800	25		3	3		3	12	12	255		30	30	200	40					400
Sturka, Elisha	160	40		3000	50		3	2	5	3	12	15	674		34		500	100					1200
McKinney, John	88	40		1500	25		3	3	2	1	20	18	460				350	100					
Maddox, Robert	80	160		1500	100		1	1	3		1	18	30	323		30	110	300	100				
Hofrichter, Anton	20	60		500	15	60	2					1	205		50	20	45						
Leisinger, Fridrich	35	125		800	40		2	3		2		25	425		90	20	500	60					
Petty, Jackson	50	130		1000	100		4	1	2	12	15	20	955		45		450	160					
Holland, Charles	15	45		400	15		1	1				9	140				250	40					400
Clenton, William	150	147		4000	300	150	5	4	8		10	45	20	1325		40		500	500				
Goodrich, John	60	30		900	45		1	3				11	248		142	12	140	120					500
Hillman, William	150	450		3000	600	425	5	4	5	4	15	40	35	1365		100		400	300				
McCallan, James	20	60		200	25		1	2		3	5	15	184		61		200	25					
Coats, William	150	240		5000	100	45	11	4		18	40	30	1425		95		400	400					
Smith, Elbridge	15	25		500	50	60	2	1				14	225		30		150	400					2000
Blackburn, Richard	50	100		1800	25		1	2	2	2	6	11	531		250		150	80					1000
McKinney, James	40	170		2000	100	10	2	1	2	2	30	20	620		130		250	150					1400
Hays, Harmon	140	80		2000	400	110	3	2	4	3		25	135		200	50	400	600					
Stewart, Reuben	160	60		3000	45	150	12	8			40	50	1040		400		500	300					3000
Oliz, Herman	30	90		500	50		3	4		2	15	14	245		96		140						800
Alkin, William	50	214		6000	150	230	4	4		1	28	19	588		45		1000	40					
Thorp, Ambrose	15	40		1500	60		2	2				10	250		75		250	155					1200
Harris, David	12			240	5		4	1	5	2	30	5	300				350						
Harris, Thomas	18			360	100		3	2		1	7	17	300		23		500						
Martin, Andrew J	20	35		500	10		3	2		1	20	10	300				200						500
Perry, Henry	10	30		300	15		3	2		1	10	10	230		11		150	5					
Ester, Moses P	5	35		400			2	1		1	1	1	225		1		30						530
Shiverdick, Luke	35	45		1200	50		1	4	2	3	15	10	300		57		125	15					

2286 5784 3500 3505 1485 147 37 131 20 147 668 714 22053 3765 197 5085 33130 33130



State of Missouri, enumerated by me on the 29, 30, & 31st day of August, 1870.
Reynold Kalmuth, Ass't Marshal.

YEAR ENDING JUNE 1, 1870.																									TOTAL VALUE.																			
Cotton. Bales (450 lbs.)	Wool. Lbs.	Peas and Beans. Bush.	POTATOES.		Orchard products. Dolls.	Wine. Gallons.	Produce of Market Gardens. Dolls.	DAIRY PRODUCTS.			Hay. Tons.	SEED.		Hops. Lbs.	Hemp. Tons.	Flax. Lbs.	Flax-seed. Bush.	Silk cocoon. Lbs.	SUGAR.			BEES.		Forest products. Dolls.	Value of Home Manufactures. Dolls.	Value of animals slaughtered or sold for slaughter. Dolls.	Estimated value of all farm produc- tion, including bet- tens to stock. Dolls.																	
			Irish. Bush.	Sweet. Bush.				Butter. Lbs.	Cheese.* Lbs.	Milk sold. Gallons.		Clover. Bush.	Grass. Bush.						Maple. Lbs.	Cane. Hhds. (1,000 lbs.)	Molasses. Gallons.	Wax. Lbs.	Honey. Lbs.																					
25	26	27	28	29	30	31	32	33	34	35	36	37	38	39	40	41	42	43	44	45	46	47	48	49	50	51	52																	
	54		30					154																		14	220	844																
	25		10					50																			298	465																
	60		30					200			3															14	385	1196																
								20																			30	310																
																											26	270	848															
																												12	272															
	30							54			1																105	480																
	25		25																									120	421															
			10					10																				45	140															
	32				40			100			4																25	430	1514															
	30							250																				154	546															
	25		10		20			50																				45	315															
	60		25		50			100			10																5	80	218	1407														
	30		5					25																				25	180	405														
	40				10			200			2																		125	625														
	40							50			12																		140	475														
	37		10		25			100																					10	270	620													
	20		20																												230													
			30					50																						180	544													
	30		20					200																						20	1175	1146												
																															20	100	275											
	45				25			200																							350	915												
																															230	502												
	80		15		30			157			7																			8	40	440	1172											
	11							50																							110	244												
	31		10		50			400			4																				230	490												
	50																														80	445												
	25							200																							5	15	154	605										
	40		20		30			200																							5	30	10	100	724									
			30		20			154			12																					240	1031											
	150		30		40			200			3																					350	1812											
	40							50			3																					5	11	100	359									
			25					154			5																						230	458										
	35		30					210																									25	100	922									
	30		20					100																									30	25	100	238								
	30		40					154																										130	225									
	15							100																										30	110	111								
	20		12		6			100																										54	11	15	60	200						
																																					100							
	30		25					154																												26	40	200						
	120		672		340			4355			68																										50	140	490	80	200	250	520	25423

* This will include only such cheese as is made upon the farm. Milk sent to cheese factories will be regarded as milk sold off the farm.

SCHEDULE 3.—Productions of Agriculture in Ansborne Township in the County of Callaway

Post Office: Portland



1	ACRES OF LAND.			PRESENT CASH VALUE.		7	LIVE STOCK, JUNE 1, 1870.								PRODUCE DURING THE											
	2	UNIMPROVED.		5	6		8	9	10	11	12	13	14	15	WHEAT.		18	19	20	21	22	23	24			
		Improved.	Wood-land.												Other unimproved.	Of farm.								Of farming implements and machinery.	Total amount of wages paid during the year, including value of board.	Horses.
1	40			1000	25		3	1	1		5	15	25	450											800	
2	45	7		1300	25		1		1					150		95		1300	100							
3	20			500	100		3		3		3		6	350		34		800							400	
4	12			300	25		2		2		3	4	14	250				600							600	
5	34			850	60	20	3		1				18	500		140		1250								
6	60	120		1000	25	55	4	1	4	2	4	24	25	430		180	10	300	100						900	
7	14			350	10		3						10	8	300											
8	15			345	10		3		2		3	8	25	300		28		345	100							
9	30			450	15		2		1				15	500		500		500								
10	30			500	15		1	1	1				10	27	250		30	10	300	45						
11	40	90		600	30		4	1	3				25	18	400		15	12	250	150						
12	30			300	100	20	3		2				12	10	250		14		250							
13	50	44		1000	40	170	4		2		2	25	15	330		145		345	200						2500	
14	20			400	20		7		1		1			50		150		175	300						300	
15	40	15		1000	30	50	2	2	2		2		30	520		220		1000	25						3300	
16	30	130		425	15	60	2	1	2		1		4	300		100		500	30							
17	60	60		1500	15		1	1	1	2		15	14	400		175	75	300	30						1000	
18	200	280	960	1000	200	100	11	5	5	4	25	40	30	1000		300		1000	1000						3000	
19	50	150		1000	45		4		3		1	10	12	350		41		300	100						800	
20	120	200		2000	100	300	11	3	8	2	50	20	40	2900		160		1000	800							
21	20	10		600	100		5		3		3	17	20	425		83		500	300						2500	
22																										
23																										
24																										
25																										
26																										
27																										
28																										
29																										
30																										
31																										
32																										
33																										
34																										
35																										
36																										
37																										
38																										
39																										
40																										

970 1150 960 21950 1025 675 68 10 48 10 108 260 36 10.00 2346 107 2375 3110 15000
 21950

State of Missouri, enumerated by me on the 12th 3rd 87 day of September, 1870.

Raymond Walmbach, Ass't Marshal.

YEAR ENDING JUNE 1, 1870.																									TOTAL VALUE.					
Cotton.	Wool.	Peas and Beans.	POTATOES.		Orchard products.	Wine.	Produce of Market Gardens.	DAIRY PRODUCTS.				SEED.				SUGAR.				BEES.		Forest products.	Value of Horse Manufactures.	Value of animals slaughtered or sold for slaughter.	Estimated value of all farm production, including beehives and additions to stock.					
			Bales (450 lbs.)	Lbs.				Bush.	Bush.	Bush.	Dolls.	Gallons.	Dolls.	Lbs.	Lbs.	Gallons.	Tons.	Bush.	Bush.	Lbs.	Tons.					Lbs.	Bush.	Lbs.	Lbs.	Hhds. (1,000 lbs.)
25	26	27	28	29	30	31	32	33	34	35	36	37	38	39	40	41	42	43	44	45	46	47	48	49	50	51	52			
	35		25		5			60																			140	546		
			15					45													50						40	900		
			15					100													30						220	572		
	20		69					250													30				12	100		578		
	35		30					100																			215	848		
	40							100																			190	603		
	28		60																		30						25	120	261	
	30		45	5				25											40		30						140	316		
			25		25			100																			100	848		
	15		12					100													5						25	100	264	
	40		12					100													5						45	185	500	
	15		10					200													20						110	224		
	41		15	8				150			5										50						30	432	1144	
			5																								15	16	333	
			30																		11 50						230	1348		
	15		25		30			50			5										50						38	450		
	30		25					100													50					50	150	607		
	100		25	10	100			150			30																	740	2211	
	20				10			150			2										5						15	120	400	
	60		20	10	100			300			4										3						30	200	1850	
	24		5		50			300							10	2	240				40	3	20				130	180	443	

I certify, that the foregoing is a true copy of the census of Subdistrict No 136, as taken by me according to law and instruction.

Raymond Walmbach
Ass't Marshal

546 485 33 320 2410 44 11 2 280 3700 3 20 372 3970 15331

* This will include only such cheese as is made upon the farm. Milk sent to cheese factories will be regarded as milk sold off the farm.

SCHEDULE 3.—Productions of Agriculture in Bourbon Township, in the County of Callaway, in the Post Office: Tilton



Name of Agent, Owner, or Manager.	ACRES OF LAND.			PRESENT CASH VALUE.		Total amount of wages paid during the year for including the year for ending value of board.	LIVE STOCK, JUNE 1, 1870.							PRODUCE DURING THE										
	Improved.	UNIMPROVED.		Of farm.	Of farming implements and machinery.		Horses.	Mules and Asses.	Milk Cows.	Working Oxen.	Other Cattle.	Sheep.	Swine.	Value of ALL live stock.	WHEAT.		Rye.	Indian Corn.	Oats.	Barley.	Buckwheat.	Rice.	Tobacco.	
		No.	Wood-land.												Other unimproved.	Dolls.								Dolls.
1	2	3	4	5	6	7	8	9	10	11	12	13	14	15	16	17	18	19	20	21	22	23	24	
Hensley James D	400	40		9000	300	2150	3		2		5		20	515				550	400					
Thomson Sydney	120	140		8400	50	50	2		2		3		3	400										
Shaw James C	32	22		3850	125		2		2		2		19	315				400	400					
Shaw Samuel D	260	40	100	2400	50	400	4	13	11		25		11	270				125	600					
Smith Edward D	125	78		8500	750		4	3	4		11		20	1410				200	600					
Tabor Robert H	110	240	440	12000	250	1070	5	4	5		25	50	15	1570				1000	400					
Whinn Marion	100	60		3100	50		3	1	3		7	10	20	745				750	300					
Baker John M	280	140		16400	300	600	6	6	6		100	70	40	6170				1500	1600					
Overton James D	300	200		10500	500	400	6	29	5		18		22	4230	120			2400	2200					
Culbertson James A. G.	120	60	40	3000	180	250	2	3	6		50	18	20	1830	200			1000	300					
Baker William D	160	80		6000	150		4	2	3				28	1000				1000	500					
Sally William J	180	120		7000	400	240	4	20	4		6	18	25	1100	165			875	1400					
Baker Joseph G	160	80		5000	150		4	2	4		1	50	35	945	40	40		1180	320					
Hoop Joseph M	80	67		3000	15		3	1	2		2	20	18	445	60			500	500					
Baker Robert E	50			2000	150		5		1		2		10	460	No crop raised last year									
Baker John T	240	40		7000	300	250	4		1		5	6	40	767	200			750	300					
Baker James R	240	60	20	8000	350	30	6	5	4		15	18	20	1970	200			1500	1200					
McGhee William	80	80	200	7000	125		3	3	3		3	26	20	1050				1250	600					
Stearns John H	200	40		6000	200	200	6	9	6		20		3	1745				1000	200					
Hale Perry H	80	20		2500	100		5		3				35	850	180			1000	600					
Whaley Charles H	160	100		5000	100		2		3				19	560				350	400					
Culbertson Joseph M	200	80	40	6400	365	250	6	12	3		75		30	3420				2050	1360					
Sally Joseph T	80	20		2800	50		1		1		3		20	225				500	400					
Stearns William D	400	100		11000	300	1000	5	30	5		6	50	20	3260				2000	700					
Hoaddoy Thomas	80	20		2000	100	120	2	4	1		1		55	1140				700	600					
Howard Fleet	130	40		4000	100		7		1				30	850				1000	300					
Jolly Andrew W	160	40		4000	100		2	1	3		5	10	8	625				400	170					
Holliday Joseph	150	40		3500	100		3	1	3		3	25	25	670				750	400					
Wallace Robert E M	203	30		7000	250	150	7	3	4		7	30	20	1260	160			750	600					
Knight William P	80	40	80	3450	200	150	2	2	3		8		16	786				375	1000					
Ballou George C	80	10		2700	200		4	1	2				39	770				600	400					
Bright Joseph	30			600	10		2		1				12	300				620	240					
Crain John D	160	20		3000	100	50	2	1	3		3		5	540				500	225					
Anderson Benjamin	160	50		11200	400		2	4	6		3		47	1930				600	350					
Blair Edith	94	20	40	2500	500	50	7		6		6		15	850				1200	360					
Moore Henderson	50	28	5	1600	150		4		2		1		41	850	No crop raised last year									
Watkins Joel	110	20	40	2000	120	24	4	2	5		1		19	730				1200	400					
Sebastian Fletcher	160			3300	150	75	3		4				6	570				150	100					
James John D	90	67	70	4120	200	200	5	2	5		10	30	14	1445				500	250					
Whittington William D	40	20	40	2000	25		4		1				12	430				750	750					

81
83
40
18

81

6251
2272
1955
20440
7940
5959
155
141
132
432
404
674
5098
1225
40
35805
35700
20850

State of Massachusetts, enumerated by me on the 15.16.18th day of July, 1870.

Heram Cornell, Ass't Marshal.

YEAR ENDING JUNE 1, 1870.

YEAR ENDING JUNE 1, 1870.																									TOTAL VALUE.					
Cotton.	Wool.	Peas and Beans.	POTATOES.		Orchard products.	Wine.	Produce of Market Gardens.	DAIRY PRODUCTS.			SEED.			Hops.	Heap.	Flax.	Flax-seed.	Silk cocoons.	SUGAR.		Molasses.	BEES.		Forest products.	Value of Home Manufactures.	Value of animals slaughtered or sold for slaughter.	Estimated value of all farm production, including portions of stock.			
			Bales (450 lbs.)	Lbs.				Bush.	Bush.	Bush.	Dolls.	Gallons.	Dolls.						Lbs.	Lbs.		Gallons.	Tons.					Bush.	Bush.	Lbs.
25	26	27	28	29	30	31	32	33	34	35	36	37	38	39	40	41	42	43	44	45	46	47	48	49	50	51	52			
			50	15				100			40															150	1200			
								150																		250	700			
					10			250			30															15	490	1790		
								200			4																248	1935		
	250		15					200																			292	1170		
	50		15		20			100																	20	840	955			
	250		20					300			40														20	670	2325			
			140	10	76			200			15									8							628	3455		
	90		75					200												150							560	1500		
			30		25			150			20													75			460	1916		
	40		75	10	29			300			40														50	808	2280			
	250		50		40			50			50																890	1985		
	80		20	1	60			100																200			100	855		
	65		10		30			100			50																1380	2680		
	90		30					300			60									8							2100	5885		
	50							200																			368	1645		
			25		20			150			60																	328	1600	
			25		50			200																				160	1250	
								200																				80	555	
					30			200			20													50			338	2400		
								50																				130	600	
	200		50					300			30														100	1045	3150			
			6					40																				590	1380	
	160							40																				193	900	
	30							160			6																	100	500	
	150							100			10										8							200	960	
	100		75					200			20																	220	1330	
	60							200																						
								200			10																			
								50																						
			20					50																						
								100			15																			
								200			28																			
								50																						
	20		60					100																						
	115		20					150			20																			
	36		20					60																						
		2092	651	21	393			5700			569																200	14161	53990	

* This will include only such cheese as is made upon the farm. Milk sent to cheese factories will be regarded as milk sold off the farm.



SCHEDULE 3.—Productions of Agriculture in Bourton Township, in the County of Callaway, in the Post Office: Fullon

Name of Agent, Owner, or Manager.	ACRES OF LAND.			PRESENT CASH VALUE.		Total amount of wages paid during the year, including value of board.	LIVE STOCK, JUNE 1, 1870.								PRODUCE DURING THE YEAR.									
	Improved.	UNIMPROVED.		Of farm.	Of farming implements and machinery.		Horses.	Mules and Asses.	Milch Cows.	Working Oxen.	Other Cattle.	Sheep.	Swine.	Value of All Live Stock.	WHEAT.		Rye.	Indian Corn.	Oats.	Barley.	Buckwheat.	Rice.	Tobacco.	
		No.	Woodland.												Other unimproved.	Dolls.								Dolls.
1	2	3	4	5	6	7	8	9	10	11	12	13	14	15	16	17	18	19	20	21	22	23	24	
Parks James J	45	20	35	1570	75		2	2	2			10	19	564				500	100					
Lynes Joseph	85	40	155	4000	30		1	1	3					300				875	200					
Black & Campbell	420	80	40	12400	300	300	8	12	4		46		25	4000				1750	400					
Waide Robert	70	40	80	3000	100	200	12	3	5		7	11	13	1120				1250	450					
Davis Charles D	11	29		600	75		4		1					540										
Bugg John B	15	25		800	125		5		2		1	13	3	420				425	60					
McKamy William H	100	20	1150	3200	200	400	4	5	4		100	40	20	5560				1500	300					
Bugg William C	35	40	45	2000	20		3	2	3		3	20		795		25		625					500	
Robertson James W	40			800	25		2		2				1	385				No crop raised last year						
Ligon Nehemiah A	180	100	110	5850	100	75	3		2		2	8	15	450				250	300					
Gay John D	80	40		2000	50		7	5	2		2		13	1485				750						
Waide John B	30	40		2000	100	125	3	2	2				13	570				375	300					
Branton Robert	160	120		5600	150		6	2	7		8	40	12	1210				1250	440					
Vier Abraham	60	40	60	2800	100		3		6	4	2		3	895		30		450	540					
Fowler John J	40	40		1000	15		1		1				1	65				No crop raised last year						
Watts William W	100	40	20	3000	150		6	3	3		3	20	30	1300				1500	180					
Logden Sylvester	30		10	400	50		5	1	3				11	753				500	200					
Gustins Samuel	25	90	5	2500	175		4		2		1			400				300						
Laford George P	100	70	100	5000	300		5		2		1		8	616				800	500					
Creary John B	20			400	75		2		3				7	231				200						
Price Joseph	60	40		2500	50		8		2		1	24	20	618				1400	950					
Rothwell Mary M	80	20		2000	25		2	2	2		3	15	20	645				500	375					
Price Minnie E	40	20	40	1500														720						
Allen Alice T	50	30	40	1500	2500		3		3			2	6	250				200	60					
Northcutt George E	80	30	29	1750	150		6	2	4		3		22	1186				1500	300					
Smith Robert	300	40	100	8800	175		2		1					240										
Merde William B	50	30		1200	80		2		2				11	320										
White Dewitt	30			300			2		1			9	7	300				200	30					
Bright Michael	300	100	50	9000	200	120	10	3	8		50	50	40	3575		140		1500	500					
Allen Henry T	39			1000	60	75	4		3		1	12	6	313				150	150					
Carig Robert A	500	80		11600	500	340	5	21	3				100	2070				3000	1400					
Heany James	45	25		1400	100	220	3	1	3				21	530										
Mearns Elias B	80	40		2400	100	360	1	3	3		3	30	30	775				1000	400					
Young Sanford	30	20	10	1200	30		2		1				41	360				375						
Hucker William P	40	50		2250	25	150	5		2		3		25	500				500						
Stephens Peyton T	110	90	100	3000	110	5	2		2			15	12	350				500	500					
McKim J Newton	400	74		13100	250	500	7	7	5		18	700	20	3365				1800	1000					
McKim J Warder	150	80		6500	100		5	3	5		12	40	20	170				750	350					
Thomas William H	160	50		5200	325	150	5		2	2	4	165	25	7590		250	20	625	340					
Ticklin James	60	80	112	2400	75		2		3		5		5	420				No crop raised last year						

4345
 4346
 473
 2341
 11600
 6920
 3020
 157
 50
 114
 6
 279
 1229
 623
 35356
 405
 20
 277
 20
 10325
 500

State of Maine, enumerated by me on the 21, 21, 22, 23 day of July, 1870.

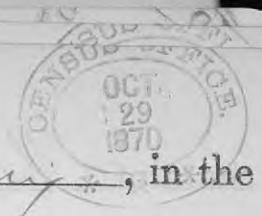
Hiram Cornell, Ass't Marshal.

YEAR ENDING JUNE 1, 1870.

	Cotton. Bales (450 lbs.)	Wool. Lbs.	Peas and Beans. Bush.	POTATOES.		Orchard products. Dolls.	Wine. Gallons.	Produce of Market Gardens. Dolls.	DAIRY PRODUCTS.			SEED.*			Hemp. Tons.	Flax. Lbs.	Flax-seed. Bush.	Silk cocoons Lbs.	SUGAR.			BEES.			Forest products. Dolls.	Value of Home Manufactures. Dolls.	Value of animals slaughtered or sold for slaughter. Dolls.	TOTAL VALUE. Dolls.				
				Irish. Bush.	Sweet. Bush.				Butter. Lbs.	Cheese.* Lbs.	Milk sold. Gallons.	Hay. Tons.	Clover. Bush.	Grass. Bush.					Hops. Lbs.	Maple. Lbs.	Cane. Hths. (1,000 lbs.)	Molasses. Gallons.	Wax. Lbs.	Honey. Lbs.								
	25	26	27	28	29	30	31	32	33	34	35	36	37	38	39	40	41	42	43	44	45	46	47	48	49	50	51	52				
1		18		6					25														15			84	370	1				
2									100			10															48	415	2			
3			3	45		20			400			20															1130	1790	3			
4		50		50		100			200			8												100			640	1890	4			
5									50																		40	310	5			
6		40		20					75																			135	405	6		
7		150	6	20					200			15												20			200	1100	7			
8		20							70			2																47	460	8		
9																														9		
10		24		10					65																			86	370	10		
11				10					45																			328	675	11		
12				15					50																70			390	820	12		
13		170							200			10															26	240	1435	13		
14									215			6															9	117	735	14		
15																														15		
16		40		20		7			100			4															20	170	1220	16		
17						15			75																		50	50	485	17		
18									150																					18		
19				50		60			500			9																100	400	19		
20																												25	125	20		
21		100		40					200			6																40	320	1680	21	
22		75		5					100			1																25	60	575	22	
23																														23		
24		6							50																					24		
25		13		76					75			8																	180	1180	25	
26																														26		
27																														27		
28		18		15					40			7																	80	230	28	
29		200		25					300			20																	285	1660	29	
30		40		15					25			60																	60	240	30	
31				200					200			20																	600	3100	31	
32																														32		
33		80		60					150			14																	400	1325	33	
34				20					60			4																60	40	365	34	
35									80			2																	100	400	35	
36		25				60			30																				60	540	36	
37		200		20		50			500			90														250			1300	4815	37	
38		160		20		25			300			65																	300	1625	38	
39		100		30		100			300			20																	20	265	1150	39
40																															40	

5226 9 752 430 4962 391 60 285 70 190 4250 32970

* This will include only such cheese as is made upon the farm. Milk sent to cheese factories will be regarded as milk sold off the farm.



SCHEDULE 3.—Productions of Agriculture in Boston Township, in the County of Callaway, in the Post Office: Fulton.

Name of Agent, Owner, or Manager.	ACRES OF LAND.			PRESENT CASH VALUE.		Total amount of wages paid during the year, including value of board.	LIVE STOCK, JUNE 1, 1870.								PRODUCE DURING THE YEAR.									
	Improved.	UNIMPROVED.		Of farm.	Of farming implements and machinery.		Horses.	Mules and Asses.	Milch Cows.	Working Oxen.	Other Cattle.	Sheep.	Swine.	Value of ALL live stock.	WHEAT.			Indian Corn.	Oats.	Barley.	Buckwheat.	Rice.	Tobacco.	
		Wood-land.	Other unimproved.												Dolls.	Dolls.	Spring.							Winter.
	No.	No.	No.	Dolls.	Dolls.		Dolls.	No.	No.	No.	No.	No.	No.	Dolls.	Bush.	Bush.	Bush.	Bush.	Bush.	Bush.	Bush.	Lbs.	Lbs.	
1	2	3	4	5	6	7	8	9	10	11	12	13	14	15	16	17	18	19	20	21	22	23	24	
1	Cantor Louis W	55	25	40	1440	50		6	-	3	-	1	17	8	735	15	40	440	200					
2	Culbertson Thomas A	40	40	40	1600	40		5	-	2			14	8	505	30	-	450	250					
3	Hock John	160	240	-	4000	100	250	3					6	10	300	40		350	250					
4	Houngan Wm H	35	25	160	2200	50		2	-	2	-	1	-	25	290	130		300	300					
5	Hair John M	45	20	35	1200	150		2	-	1				5	105	No crop last year								
6	Houngan Thomas	40	40		1000	30		2	-	1			11	155	50		600	250						
7	Hill Sarah J	30	40	90	1600	100	200	2	-	2			14	15	466	32		100	150					
8	Smith Alex A	150	170		6000	125	200	4	-	3				17	905	No crop last year								
9	Shaw John	60	80		3000	30		2	1				8	5	272			130	100					
10	Trust Nathan C	120	40	40	2500	25		5	2	3		6	26	15	905	50		750	400					
11	Gilman William H	100	80		3000	100		2	-	3		7	14	18	536	44		540	390					
12	Baker Benjamin J	160	277	-	6500	100		3	-	2			1	7	590	No crop last year								
13	Haynes William R	35	35	100	1700	125		1	-	2			16	1	180			300						
14	Alderson Hugh	40	64	-	1500	15		3	1	2	-	2	-	15	575	240	-	220	520					
15	Culbertson Sarah	150	150	-	6000	50	200	2	-	3				12	480	60		750	500					
16	McClanahan John	100	25	55	3600	150	30	7	-	6	-	4		20	970	100		1000	500					
17	Loyd William	150	80	138	3100	100	60	4	2	6	-	5	60	50	965	100		750	300					
18	Carter G. and R. B.	150	174	-	3240	85		4	20	3		2	30	50	4185	160		1250	800					
19	McClanahan William	40	40	80	3000	40	600	5	3	5			20	10	1012	200		1300	225					
20	Moore John J	160	20	80	6000	1000		4		8		15	20	25	765	80		150	50					
21	Tenley John B	60	-		1200	100		2		1		3	16	17	542			750	400					
22	Cover Isaac J	160	40		2000	400		11		2			15	20	810	206		750	500					
23	Moore William C	100	20		4080	120		7	3	2		12	15	5	1830			800	450					
24	Miller John H	80	20		2800	100	50	3	-	1				13	500			300	400					
25	Carny John	100	40	100	4000	75	275	6	2	3		10	16	10	844			400	450					
26	Robust William C	150	50	40	7000	300		4	1	7		20	20	15	1375	85		625	300					
27	Beaman James M	80	20	60	2000	100	50	5		3		3	15	3	400	150	20	300	450					
28	Baker Thomas	100	80	20	3600	150	50	2	1	7		2	6	14	870	No crop last year								
29	Tarr Isaac J	80	80		3200	200	250	4	4	4		5	30	20	1300	175		750	400					
30	Jolly Joseph H	80			1600	50		3	2	5		2	30	25	700	120		500	400					
31	Trust Thomas B	95	25		2400	50	75	4	-	3		4	10	15	590	50		500	300					
32	Keef James	100	135		5100	50		5		4		7	15	35	650	95		375	200					
33	Rogus James M	95	50		3900	50	150	5	-	5		4		7	566	50		750	400					
34	Davis William H	30	50	30	1000	20		4	1	2		1	20	5	360	150		375	100					
35	Davis Thomas	100	80	100	5300	50		4	-	3		3	22	17	575	162		200	100					
36	Beredeth Thomas	20	20		400	50		4		3			7	5	300	75		250						
37	Truby James E	50	30		1000	20	60	2	1	3		4	40	14	800	30		150	70				50	
38	Hill Ambrose P	30	30	20	1000	25		3		1		1	16	6	332			100						
39	Newland Samuel	110	100	20	2200	25		5		3		3	28	12	571	65		700	200				500	
40	Wiel Rowena	125	30		3500	300	200	3	1	4	-	30	30	20	1570	112		1000	750					

3625 2565 1245 19300 4100 2750 147 44 124 162 605 599 26651 292600 14955 1055 920 17606



SCHEDULE 3.—Productions of Agriculture in Boulton Township, in the County of Callaway, in the Post Office: Fulton

Name of Agent, Owner, or Manager.	ACRES OF LAND.			PRESENT CASH VALUE.		Total amount of wages paid during the year, including value of board.	LIVE STOCK, JUNE 1, 1870.								PRODUCE DURING THE YEAR.									
	Improved.	UNIMPROVED.		Of farm.	Of farming implements and machinery.		Horses.	Mules and Asses.	Milch Cows.	Working Oxen.	Other Cattle.	Sheep.	Swine.	Value of All live stock.	WHEAT.		Rye.	Indian Corn.	Oats.	Barley.	Buckwheat.	Rice.	Tobacco.	
		No.	Wood-land.												Other unimproved.	Dolls.								Dolls.
1	2	3	4	5	6	7	8	9	10	11	12	13	14	15	16	17	18	19	20	21	22	23	24	
1 Bedworth Wm J	100	75	29	2500	50	350	4	2	2		4	14	490		70		750	600						
2 Thomas Elizabeth	50	50	20	1200	50	25	7	4			46	15	790				120	300						
3 Nichols James	40	35	20	1900	100		5	2			15	9	475				1000	700						
4 Baker Martin	300	170		7000	250	450	6	17	13		17	20	3150		380		1775	1200						
5 Martin John Will	100	120	20	4600	50	175		4	3		20	20	900		150		400	400						
6 Jolly John D	120	300		5000	50		7	1			2	7	880		140		600	800					400	
7 Turley William O	80	200		2500	50	75	8	1	3		3	12	12	290		57		300	150				1000	
8 Kemp George T	60	40		1500	100		5	4					20	660		60		250	200					
9 Cheatham Emily	130	70		2000	30	60	2	1	1				12	250		160		500	150				400	
10 Duncan George T	90			1800	75		4	4				10	10	650		150		400	200					
11 Duncan Nancy	100	100	100	4500	100		6	2	4		4	30	20	770		100		1000	300					
12 Wilkerson Meeres	60	40	100	2100	40		6	2	1		2	15	11	575				300	300					
13 Griffith James A	22	25		1000	60		2	1					15	270		45		300	200				2500	
14 Griffith Elizabeth M	50	20	90	2400	100		3	2		1	7	12	375		135		220	150						
15 Martin Nicholas P	16	64		1200	50		2	2					1	380				200	100				400	
16 Carr George J	20	20		400	40		2	3				26	8	236				50	50				600	
17 Carr William M	30	36		665	50		3	1				8	5	335				250						
18 Holt Thomas	25	14		800	100		2	2					17	280		50		80	80					
19 Turley John B	160	48		3500	100	200	4	3		4	15	20	700		100		500	100						
20 Barrow Bartholomew	60	80		2100	75	25	3	1	3		10	38	20	785		86	12	750	200					
21 Randolph Martha	50	109		1500	30	200	1	1				10		175		180								
22 Hamilton Wilson	75	75	47	3000	125		4	3		3	18	35	521		100		250	60						
23 Adcock Joel A	20	190		1500	10		1	2					3	100		17		120						
24 Sheets Kayman E	22	50		1000	50		4	2					13	570		80		375	150					
25 Hutton William	25	15		400	10		2	1		1		7	270					240						
26 Selby Isaac	100	15	5	2000	70		5	4	2		3	20	25	965		80		625	200					
27 Selby Robert E	300	80		5000	75		6	5	3	2	7	30	30	1615		100		600	300					
28 Adcock John H	70	130		3000	30	90	6	1	4		6	25	21	987		197		750	300					
29 Ashlock Samuel	50	150	160	5000	75		7	1	2	2	2	25	30	1130		260		875	300				500	
30 Selby John W	70	127		2000	40		3	4		3	75	11	565		300		1000	175						
31 Hunt Estate	270	500	130	10000	200		4	2	2	1		46		867				1500	400					
32 Barnes Irvie	27	50		1000	20		4	1					9	385		104		160	100					
33 Ward John	65	185		3600	50	100	4	2				40	25	315				1000						
34 Selby Lucinda	27	53		800	10		1	2					3	150				400	100				300	
35 Kemp George M	Land returned in Hunt Est						3	3				11	4	425		30		500						
36 Truitt John	100	100	100	4500	20		4	2	5	2	2	15	12	840		133		400	300					
37 Miller Alvan H	60	100		2800	100		2	3	2			14	23	500		80		300						
38 Truitt William H	100	60		3200	100		5	2	2		3	30	28	990		60		575	400					
39 Gabbit John	40	50	60	3750	100		5	2		3			25	740										
40 Baker Edwin	100	100	10	5000	100		3	1		1	15	20	255		250		500	200					1500	

3086 2356 691 100945 2735 1750 130 40 105 80 95 591 625 2575 3647 12 1925 9405 9600

State of Massachusetts, enumerated by me on the 26, 27, 28th and 29 day of July, 1870.

Hiram Cornell, Ass't Marshal.

YEAR ENDING JUNE 1, 1870.

Cotton.	Wool.	Peas and Beans.	POTATOES.		Orchard products.	Wine.	Produce of Market Gardens.	DAIRY PRODUCTS.			SEED.			SUGAR.					BEES.		Forest products.	Value of Home Manufactures.	Value of animals slaughtered or sold for slaughter.	Estimated value of all farm produce, all farm implements and additions to stock.	TOTAL VALUE.						
			Irish.	Sweet.				Butter.	Cheese.*	Milk sold.	Hay.	Clover.	Grass.	Hops.	Hemp.	Flax.	Flax-seed.	Silk cocoons.	Maple.	Cane.						Molasses.	Wax.	Honey.			
Bales (450 lbs.)	Lbs.	Bush.	Bush.	Bush.	Dolls.	Gallons.	Dolls.	Lbs.	Lbs.	Gallons.	Tons.	Bush.	Bush.	Lbs.	Tons.	Lbs.	Bush.	Lbs.	Hds. (1,000 lbs.)	Gallons.	Lbs.	Lbs.	Dolls.	Dolls.	Dolls.	Dolls.					
25	26	27	28	29	30	31	32	33	34	35	36	37	38	39	40	41	42	43	44	45	46	47	48	49	50	51	52				
	180		30		15			100			2														50	430	1375	1			
	115		10					60			2															31	60	400	2		
	37		12		50			200																		40	124	1135	3		
	100		50	20	50			500			40															30	795	3340	4		
	44		10		15			150			10																225	950	5		
			20		25			150																			205	1160	6		
	60		10		20			150																		15	150	630	7		
			40		50			250			1										50					50	150	630	8		
			20		25			50																		6	100	975	9		
	90		15					200																25			160	710	10		
	150							150			4													25			170	1065	11		
	30		15		20			100			2																120	505	12		
								60																			11	105	725	13	
	20		15		15			100																			22	100	500	14	
			30					100																				100	330	15	
	70		12					100																				50	215	16	
	20							50																				40	185	17	
			15	10				25																				120	275	18	
	60		20	8				50			8																6	280	820	19	
	60		40	20				175			12																	295	1130	20	
	25		20					75																				75	40	285	21
	70		40		20			100			2																	245	615	22	
			20		50			50																				40	190	23	
			8		100			100			4																	150	650	24	
			10																										125	25	
	60		25	8	20			100																			5	200	780	26	
	100		15		20			100													8						25	280	960	27	
	120		20	6	25			150			2													20			95	340	1300	28	
	60		10	13				100																				15	150	1170	29
	135		50		10			150																60			48	340	1460	30	
			75	25	30			100			4																	157	1260	31	
			15																									60	300	32	
	130							100																				250	820	33	
			15					30																				60	350	34	
	26		5					100																				130	450	35	
	45				20			75																100				364	1050	36	
	9		15					75																				110	390	37	
	90							150			15																	150	925	38	
																														39	
	50		50		10			30			5													40		200		180	1050	40	
	1740		260		110			4305			113															90	450	469	7025	2190	

* This will include only such cheese as is made upon the farm. Milk sent to cheese factories will be regarded as milk sold off the farm.

SCHEDULE 3.—Productions of Agriculture in *Bowlin Township*, in the County of *Callaway*, in the Post Office: *Fulton*



Name of Agent, Owner, or Manager.	ACRES OF LAND.			PRESENT CASH VALUE.		Total amount of wages paid during the year including value of board.	LIVE STOCK, JUNE 1, 1870.								PRODUCE DURING THE YEAR.								
	Improved.	UNIMPROVED.		Of farm.	Of farming implements and machinery.		Horses.	Mules and Asses.	Milch Cows.	Working Oxen.	Other Cattle.	Sheep.	Swine.	Value of all live stock.	WHEAT.		Rye.	Indian Corn.	Oats.	Barley.	Buckwheat.	Rice.	Tobacco.
		No.	Wood-land.												Other unimproved.	Dolls.							
1	2	3	4	5	6	7	8	9	10	11	12	13	14	15	16	17	18	19	20	21	22	23	24
1 Teftella Margant E	40			600	100		6	1			10	32	350		100			200					
2 Adair Andrew	40	40		1600	100		3	4		3		18	625		120		500	240					
3 Vincent Edieha	40	40		1200	12		4	2		2	20	7	395		40		300	200					
4 Hansi Merwin C	100	60		3600	150	200	3	12	3	4	36	39	2370		50		720	400					
5 Sinclair James	160	160		3200	300		10	10	5	8	30	18	1480		200		250	400					
6 Burt William D	35	40	45	2500	75		4	2		1		20	485		50		340	300					
7 Booker Lewis	40	40		1600	60		4	2	2		5		880										
8 Maxwell George	200	60	60	7500	150		5		5	12	20	25	1080		179		500	900					
9 Lloyd Martin	50	100	10	2400	60		2	2	3		6		700		80		350	300					
10 Young Weldon R	90	40	230	5000	300	225	7	15	5		6	30	30	2540		100		700	200				
11 Adair John L	80	60	250	7500	150		6	1	2		3	30	25	650		135		625	300				
12 McGray Peter	30	25	50	1500	50		2		2				10	270		100		200	100				
13 Cross John T	110	50		1800	50		2		2			20	10	360		100							
14 Cross Bright	40	40		1200	30		2		2	1		10	275				300	150					
15 Davis James C	60	40		1500	50	25	3		1		6	6	260		40		400	70					
16 Barnes Daniel A	120	76		4000	150	300	6	1	3		19	30	25	1875		174	4	500	100				
17 Hancock Newark	50	60	10	1200	10		3		2				30	315		109		300					
18 Rice William S	70	10		1600	100		6		2				21	780		120	13	500	200				
19 Wade Rufus F							1	2			5	10	18	610				500	250				
20 Martin William	60	50	50	1600	100		6		4	2	25	12	870		260		1000	360					
21 Cross Garland M	45	20	95	1600	100		4		2		6		18	890		70	30	1000	250				
22 Cross Joseph H	110	50		4000	50	75	4		6	2		8	700		120		400	120					
23 McQueen John T	90	70		2400	75	175	3		4	2	18	10	568		110		500	250					
24 Miller George D	50	60		2200	175		2	1	1		1	10	6	500		125		500					
25 Jacobs John T	50			1400	147	100	2	2	5		5	20	100	960				1200	400				
26 Jacobs Charles	200	360		9000			1	23	1				30	1410				500					
27																							
28 I certify that the above and within contains a true and correct copy of the original																							
29 census return of "Products in Agriculture" in Bowlin Township Callaway County																							
30 State of Missouri and that the same has been well and truly made according																							
31 to law																							
32																							
33																							
34																							
35																							
36																							
37																							
38																							
39																							
40																							

Abraham Corbett
Asst. Marshal

2400 1551 500 53500 2574 1100 101 71 71 92 322 569 22598 22598 3402 49 2265 5690

State of Massachusetts, enumerated by me on the 29th 30 day of July ~~of 1. August~~, 1870.
Heriam Loomis, Ass't Marshal.

YEAR ENDING JUNE 1, 1870.

1	Cotton.	Wool.	Peas and Beans.	POTATOES.		Orchard products.	Wine.	Products of Market Gardens.	DAIRY PRODUCTS.			SEED.			SUGAR.				BEES.		Forest products.	Value of Home Manufactures.	Value of animals slaughtered or sold for slaughter.	Estimated value of all farm production, including betterments and additions to stock.	TOTAL VALUE.	1						
				Irish.	Sweet.				Butter.	Cheese.*	Milk sold.	Hay.	Clover.	Grass.	Hops.	Hemp.	Flax.	Flax-seed.	Silk cocoons.	Maple.							Cane.	Molasses.	Wax.	Honey.		
																															Bales (450 lbs.)	Lbs.
25	26	27	28	29	30	31	32	33	34	35	36	37	38	39	40	41	42	43	44	45	46	47	48	49	50	51	52					
1		40		25	15				150		6																200	550	1			
2				75	150				150		2																370	1050	2			
3		37		4					75																			100	425	3		
4		140		30	50				150		6																	600	1420	4		
5		150		30					150		10																	750	1470	5		
6		50		10					100												5	15						230	760	6		
7																															7	
8		100		40	50				200		18																		190	1400	8	
9				20	20				50																				150	600	9	
10		150		30	10				200		30													130				450	1550	10		
11		60		40					150		12								200								240	200	1150	11		
12				6					50																				150	415	12	
13		55							75		4																		150	340	13	
14				7	15				75		2																	20	84	400	14	
15		40		200	15				50																				90	670	15	
16		170		20	8	30			500		40																		700	1815	16	
17									10		1																		120	500	17	
18				50					150		4																		258	1125	18	
19				80					200												50							25	170	650	19	
20		100		10					50		2																		433	1450	20	
21				30	10				50																				150	950	21	
22				10					150																				200	625	22	
23		25	6	10	25				100		2																	7	320	850	23	
24		10																													330	24
25		100							200																					395	1300	25
26																															250	26
27																																27
28																																28
29																																29
30																																30
31																																31
32																																32
33																																33
34																																34
35																																35
36																																36
37																																37
38																																38
39																																39
40																																40

1227 ✓ 197 ✓ 390 ✓

3035 ✓ 139 ✓

200 ✓ 65 ✓ 130 ✓

92 ✓ 4425 ✓ 21865 ✓

* This will include only such cheese as is made upon the farm. Milk sent to cheese factories will be regarded as milk sold off the farm.

SCHEDULE 3.—Productions of Agriculture in Cedar Township, in the County of Callaway, in the Post Office: New Bloomfield



18
1-18
dumber
1-9

Name of Agent, Owner, or Manager.	ACRES OF LAND.			PRESENT CASH VALUE.		Total amount of wages paid during the year, including value of board.	LIVE STOCK, JUNE 1, 1870.								PRODUCE DURING THE YEAR.									
	Improved.	UNIMPROVED.		Of farm.	Of farming implements and machinery.		Horses.	Mules and Asses.	Milch Cows.	Working Oxen.	Other Cattle.	Sheep.	Swine.	Value of all live stock.	WHEAT.				Barley.	Buckwheat.	Rice.	Tobacco.		
		Wood-land.	Other unimproved.												Dolls.	Dolls.	Spring.	Winter.					Eye.	Indian Corn.
1	2	3	4	5	6	7	8	9	10	11	12	13	14	15	16	17	18	19	20	21	22	23	24	
1 Farmer John S	18	100		600	5		2	1	1			12	9	60		80								900
2 Baldwin Charles	22	128		500	10		4		5					425		60		200	30					
3 Marsh August P	12	128		700	500	40	2							200				20						
4 Gladhill Benjamin			4	400	1000	125			1		2		8	125										
5																								
6 Sinclair Edward	300	8		1000			1	6	2					800										
7 Smith Richard	100	53		3000	300	125	3		4		4		12	370		225		1000	100					
8 Parton Mary E	160	45	80	5200	100	800	3	2	8	4			35	800		130		2000	60					
9 Ralph W	40	20		900			1	10																
10 Howard John									7					20										
11 Adams Louis							1	1		2			20	200				300	20					600
12 Chappell Briton					40		2		2		2		20	250										
13 Oliver Photo									1				17	125										
14 Irwin Samuel	35	5		1400	20	200			2		1		25	500				1000						3000
15 Parsons John S					125	75	4		1				33	500				2000						6000
16 Bramblett Thomas					100	75	1	2	1		1		30	500				1300	200					
17 Davis John Jr					75	100	2		1					400		214		600	500					
18 Marshall Henry							2		1					25	400			375						4000
19 Murry Oscar														5	50									
20 Truman Samuel Jr					30	60	2	2	2				2	220				250						
21 Knight John D	200	40		1200	100	100	2	6	3	2			25	1400										
22 King Samuel M	70	35	100	4800	25	500	3	6	2	2			12	800				1500						7000
23 Sinclair Charles B	160	20		5000	100	200		6	2				18	900				2500						
24 Mc Glennon John	100	60		3000	75	200		4	2		2		20	600										
25 Northway Lewis	7	33		400		5			2		6		5	100		80	10	100	10					
26 Suttle John D					75	75	2		1				15	10	280									
27 Gilmore Thomas	60	540		2500	47		3	1	2	2	30	7	490				300	50						700
28 Bryant Jeremiah	100	200		2000	75	15	2	3	3		8	25	25	400		300		750	200					1000
29 Brown William G	173	40		1500	15		3		2	2	7	30	48	500		150		375	100					
30 Madden Martha	15	65		100					1	2		7		75		30		25	20					
31 Burgett George Jr					30	50	4		1	2	2		25	525		315		300	75					700
32 Butler George Jr	25	52		500	30		1						14	140		100		100	40					400
33 Burgett Thomas					10		2	1	3		2		15	290		115		100	10					1000
34 Links Ephraim	25	75		1000																				
35 Winterbauer John	40	40		800	75	12	5	2	3	2		20	15	670		60		500	40					
36 Connor James	25	77		500	75	20	4	1	3			8	15	325		46		350	40					2300
37 " Nathaniel	80	220		900																				
38 Hodges Robert S	9			1000	200	250	1	1	2		3		3	300		24		50						
39 Patch Jacob							1		1					120										
40 Jones Jeremiah					75	200	2	2	4		10	15	13	400		400		200	150					

177
1954
184
4500
3112
3162
6455
70
18
60
162
505
1370
2329
10
16095
1645
27600

State of *Missouri*, enumerated by me on the *9th* day of *August*, 1870.

Ephraim Johnson Jr., Ass't Marshal.

YEAR ENDING JUNE 1, 1870.

Cotton.	Wool.	Fur and Deers.	POTATOES.		Orchard products.	Wine.	Produce of Market Gardens.	DAIRY PRODUCTS.			Hay.	SEED.		Hops.	Hemp.	Flax.	Flax-seed.	Silk cocoons.	SUGAR.		Molasses.	BEES.		Forest products.	Value of Home Manufactures.	Value of animals slaughtered or sold for slaughter.	TOTAL VALUE.	
			Bush.	Bush.				Dolls.	Gallons.	Lbs.		Lbs.	Gallons.						Tons.	Bush.		Bush.	Lbs.				Tons.	Lbs.
25	26	27	28	29	30	31	32	33	34	35	36	37	38	39	40	41	42	43	44	45	46	47	48	49	50	51	52	
			6																							170		
			6																		30					145	390	
			10																							20	30	
			150					60																		700	775	
			50		25		45	60		50	10												40			390	1120	
																											1150	
																											215	
		1																								60	62	
		2	10																							30	38	
			300	10			70																			412	1330	
		4	400																								1180	
			100																		80					375	1160	
			40																							120	875	
		4																									500	
			40																									
			40					20																			131	
			40					50			2															200	1530	
			20																							360	1525	
			20																							240	900	
	40		20																							70	225	
	27		5																							230	260	
	60		5																							180	430	
	40		10		50		50				2														30	300	1250	
	140							40																		350	900	
	64		18		50						2														20	157	650	
			20																						25	40	120	
			6																								550	
			15																		18						229	
			15		10																					20	283	
	40				10						1							100		26					25	180	285	
	14		30						150																	50	430	
																												425
																												50
425	11	1326	10	145			115	280	150	50	17						100		154		40			100	4592	19250		

* This will include only such cheese as is made upon the farm. Milk sent to cheese factories will be regarded as milk sold off the farm.



SCHEDULE 3.—Productions of Agriculture in *Cedar Township*, in the County of *Callaway*, in the Post Office: *New Bloomfield*

Name of Agent, Owner, or Manager.	ACRES OF LAND.			PRESENT CASH VALUE.		Total amount of wages paid during the year, including value of board.	LIVE STOCK, JUNE 1, 1870.								PRODUCE DURING THE YEAR.										
	Improved.	UNIMPROVED.		Of farm.	Of farming implements and machinery.		Horses.	Mules and Asses.	Milk Cows.	Working Oxen.	Other Cattle.	Sheep.	Swine.	Value of all live stock.	WHEAT.		Rye.	Indian Corn.	Oats.	Barley.	Buckwheat.	Rice.	Tobacco.		
		Wood-land.	Other unimproved.												Dolls.	Dolls.								No.	No.
1	2	3	4	5	6	7	8	9	10	11	12	13	14	15	16	17	18	19	20	21	22	23	24		
<i>Central Elias</i>					150			2	2				24	350				1000	100						
<i>Geordan George</i>					40			2						150		90		2500						500	
<i>Cap. Minor</i>					110	50		2						19	100		80		2000					100	
<i>Gregg Benjamin D</i>	65	15		1300	100	500			3				9	150				500	100						
<i>Samuels Charles R</i>	100	220		1800	100	300		5	3	5		6		20	1200			500	100						
<i>Oliver Clinton</i>																									
<i>Bartley Sarah D</i>								2		1															
<i>Chumey Christophers</i>										1															
<i>Davis Jackson</i>	90	260		5000	100	100		3		6		6		6	530		50		500						
<i>Collard Thaddeus</i>					10			2		2		1			180				250	50					
<i>Wampler David</i>										1				1	30										
<i>Parker Edward D</i>								1		1					220										
<i>Babb Galis R</i>								1		1					150				200	50					
<i>Gurgus Andrew</i>	80	80		3000	10			2	2	4		3		3	300				500						
<i>Chilton Joseph D</i>	25	15		2000	75	100		3	1	2				13	400				375	10				2500	
<i>Glennon Patrie</i>	40	40		700	100	200		3	3					15	800		860		2800						
<i>Roberts Marcus</i>					100	50		5	2	1		3	20		600				1000	100					
<i>Hemming John D</i>	30	50		900	50			2	1		3	7	1	250		100		60						1000	
<i>Crain Robert D</i>	50	140		2000	100			2	1	3	2	2		25	350		40		1400	50				1200	
<i>Wallace Edwin D</i>					20			2		1		1			130		40		500						
<i>Charlton Robert</i>	80	160		4000	60			2		2				25	500		200		1000	100					
<i>Goant John</i>	100	120		5000	100	100		1		4		5	20	14	300		100								
<i>Goant Jacob</i>	40	40		700	25	40		5	2	1	2	2	10	4	300		150		350	40					
<i>Goant Smith D</i>	30	110		1700	100	60		2	1		2	6	8	400				375	40					1500	
<i>White George D</i>	50	50		170	100	300		2	2	2		8	20	7	400		150		500	500				2000	
<i>Sutton Mary</i>								1		1				6	175										
<i>Cross Penny</i>																			100						1000
<i>Bass Preston</i>					50	40		2		1	2	3			275				400						1800
<i>Kirkpatrick Elizabeth</i>								1	2					1	125				300						
<i>Powell Thomas</i>					30			4		2		1		5	250				375						
<i>White Benjamin D</i>														7	15				150						1500
<i>Chung John</i>					10			1		1				8	200		40		300	40					1500
<i>Cramer Anderson</i>	40	120		1000	100	100		2	1	5		5	25	15	570		140		500	100					4000
<i>Cronce Abram</i>	45	185		2000	50	12		6	4	3	2	4	20	28	1000		80		400	50					
<i>Burnett Samuel D</i>	6	34		115				1	2	1		5	8	13	600				300	50					1000
<i>Hammatt Edmund D</i>	35	65		2500	12			4	3	1		4	10	3	800		40		400						
<i>Winterhouse Jacob D</i>	35	65		2500	40			1	2	1				6	330		75		150	30					
<i>Reed Festus</i>	1	199		800	100			4		1	2	1			350		30		100						
<i>Frost Sidney C</i>					3000			1		2					275										
<i>Rich Hyram C</i>	16	24		800	85	5		2	1		2			4	300		33		40						

2185
 1957
 69 38 61 10 74 146 285 12810
 2224
 1925
 1510
 19600

State of Myroni, enumerated by me on the 4 day of August, 1870.
Ephraim Johnson Ass't Marshal.

YEAR ENDING JUNE 1, 1870.

Cotton. (450 lbs.)	Wool. Lbs.	Peas and Beans. Bush.	POTATOES.		Orchard products. Dolls.	Wine. Gallons.	Produce of Market Gardens. Dolls.	DAIRY PRODUCTS.				SEED.				SUGAR.				BEES.		Forest products. Dolls.	Value of Home Manufactures. Dolls.	Value of animals slaughtered or sold for slaughter. Dolls.	TOTAL VALUE. Dolls.			
			Irish. Bush.	Sweet. Bush.				Butter. Lbs.	Cheese.* Lbs.	Milk sold. Gallons.	Hay. Tons.	Clover. Bush.	Grass. Bush.	Hops. Lbs.	Hemp. Tons.	Flax. Lbs.	Flax-seed. Bush.	Silk cocoon. Lbs.	Maple. Lbs.	Cane. Hhds. (1,000 lbs.)	Molasses. Gallons.					Wax. Lbs.	Honey. Lbs.	
25	26	27	28	29	30	31	32	33	34	35	36	37	38	39	40	41	42	43	44	45	46	47	48	49	50	51	52	
			40					100													40					100	750	
			20																								1750	
			30				10														38					30	590	
					100		30				2															500	930	
			130	10			50	130			4															400	800	
								150			23																375	
																											200	
																										100	100	
																										60	360	
																											145	
																											150	
																										60	300	
			20	5							1															70	450	
			400																							240	1400	
			50																							60	300	
	14		35					100																		60	450	
			50																							200	1500	
			75																							20	130	400
			30																							100	650	
	60		20		100						2															50	1000	
	20		40																							50	250	
	15		40																							50	200	
	38		30								2															50	250	
																											130	
			20								1															50	300	
			20																							50	200	
			25					25																		15	150	
			14																							10	300	
			25																							80	300	
	50		40		40			30																		200	1100	
	70		25		50			100			3																500	
			12																								100	200
	24		40																								150	400
			20																							120	300	
																										20	900	
			15		12			100																				100
	31		1206	15	202		90	755			18																	18120

*This will include only such cheese as is made upon the farm. Milk sent to cheese factories will be regarded as milk sold off the farm.

SCHEDULE 3.—Productions of Agriculture in Cedar Township in the County of Callaway, in the

Post Office: New Bloomfield



Name of Agent, Owner, or Manager.	ACRES OF LAND.			PRESENT CASH VALUE.		Total amount of crops raised during the year, including value of board.	LIVE STOCK, JUNE 1, 1870.								PRODUCE DURING THE YEAR.								
	Improved.	UNIMPROVED.		Of farm.	Of farming implements and machinery.		Horses.	Mules and Asses.	Milk Cows.	Working Oxen.	Other Cattle.	Sheep.	Swine.	Value of All live stock.	WHEAT.		Rye.	Indian Corn.	Oats.	Barley.	Buckwheat.	Rice.	Tobacco.
		No.	Wood-land.												Other unimproved.	Dolls.							
1	2	3	4	5	6	7	8	9	10	11	12	13	14	15	16	17	18	19	20	21	22	23	24
Greenway William C	55	145		2500	900	150	3	2	2		5	11	40	1460		106	10	400	150				1000
Borden Phubense	18	140		1300	10	30	1		2					8	200	116		130					500
Francisco John C										3					100								
Ming Catharine	140	350		3000	80	50	4		2		1		2	485	300		300	300					2000
Quinnath Andrew D	40	70		600	75			2	2	2		11	8	300	157		250	25					310
Thomas John H	16	64		400	5		2		2				7	175	48		60	30					800
Pease Thomas B	25	15		200	20	40	1		1					11	90								
Moadden Schult	40	130		600	50	75	2		1				2	230	95		250	4					
Saturn Phubense	81	170		1500	100	50	4		3	2	5		18	300	200		500	50					3500
Saturn Riley G	60	90		1500	25	200	2		2				11	150			300	40					3000
Builey David W	50	150		1000	10	150	3	1	2			20	15	150	50		300	40					1600
Culmore John	50	370		2000	55		3	1	2	2	4	11	24	400	40		500	100					1100
Burgott John T					10		2				1		11	235			300	40					
Blythe Samuel	75	375		1900	40		7		2	2	30	20	20	560	120		450	100					
Blythe George H	6	84		400						2				80			400	200					
Raughn Robert													11	25			150						
Blythe David	15	65		200			1	1	1				12	220	190		150						
Warson David															50								
Quinnath Annie	20	40		300	10				2	1			2	200	30		100						
Olds Robert P. C	30	140		700	50		3	2	2		1	15	12	310	20		250						
Clatterbuck William G	70	270		1020	30	10	4		1	1		18	300	100		300	50						
Clatterbuck Samuel	12	68		400	10		4		2		12		12	800	100	12	250	50					
Mughus Archie						5	1		2				2	100	10		50						
Thomas James F	35	145		1200	30	40	4		3		8	5	17	371	80		500	40					
Thomas Henry M	3	37		200	40		2		1				6	150	100		150	40					
Sodd Greenbury	20	140		570	25	20	1	1	1		2		11	300	50	10	375	20					
Sodd William	28	62		400	10		1		1		1		4	75	60		100						
Mughus Gilpin D	8	72		150			1		1				2	75									
Storhis Francis	40	200		1500		7	1	1	3	2	5	10	12	225	36		500	150					200
Storhis John					50		1	2	2		1	5	11	107			100						700
Keall Matthew	50	100		400			3	1	1		1	5	8	260	38		150	8					
Reed Leander																	100						
Morris Joseph C	13	68		200			1		2		3	2	6	175	25		100	8					600
Grippin James	50	190		600	50		2		3				6	150			1200						
Gray Elizabeth	40	120		400	10		2		2		1	10	4	150	30		300						1000
Blythe William	60	40		600	25	40	6		4	2	3	40	15	400	60		100	60					
Blythe Pussilla	20			400			2	1		2			5	250			50						
Branham Louisa						10	3		2				10	250	70		100	15					1000
Scott Phubense							2	1			2		5	150	30		125	10					400
White Thomas	60	22		1000	50		5		2		2	30	20	410	75		250						

1218 3912 27030 1070 897 84 16 60 16 64 205 388 1027 229 32 99 1560 17910

State of Missouri, enumerated by me on the 8 day of August, 1870.
Ephraim Johnson Jr., Ass't Marshal.

YEAR ENDING JUNE 1, 1870.																									TOTAL VALUE.						
Cotton.	Wool.	Peas and Beans.	POTATOES.		Orchard products.	Wine.	Produce of Market Gardens.	DAIRY PRODUCTS.				SEED.				SUGAR.				BEES.		Forest products.	Value of Home Manufactures.	Value of animals slaughtered or sold for slaughter.	Estimated value of all farm production, including production, including additions to stock.						
			Irish.	Sweet.				Butter.	Cheese.*	Milk sold.	Hay.	Clover.	Grass.	Hops.	Hemp.	Flax.	Flax-seed.	Silk cocoons.	Maple.	Cane.	Molasses.					Wax.	Honey.	Dolls.	Dolls.	Dolls.	
Bales (450 lbs.)	Lbs.	Bush.	Bush.	Bush.	Dolls.	Gallons.	Dolls.	Lbs.	Lbs.	Gallons.	Tons.	Bush.	Bush.	Lbs.	Tons.	Lbs.	Bush.	Lbs.	Hhds. (1,000 lbs.)	Gallons.	Lbs.	Lbs.	Dolls.	Dolls.	Dolls.	Dolls.					
25	26	27	28	29	30	31	32	33	34	35	36	37	38	39	40	41	42	43	44	45	46	47	48	49	50	51	52				
			75	6				100			3										40				150	800	1				
	20		20	2																					8	120	320	2			
			100		100			120			6															90	1080	3			
	24																										750	4			
	24		15		100			100																		25	100	530	5		
	16		10																							5	60	120	6		
			10		40																							285	8		
			10					300																		250	1050	9			
					30			100																			120	500	10		
	40		6								4																150	550	11		
	30				50						1															14	150	675	12		
																											70	130	13		
	62		35		25																						150	600	14		
			12																									280	15		
			15																									80	16		
			15																								50	310	17		
			20																									25	18		
																												80	19		
	35		20					50																			39	315	20		
			20		40						4																120	500	21		
																											200	430	22		
			12																							20	60	23			
	25		25		25			50			1																20	100	430	24	
			10		100			25																			20	330	25		
	40				20			100																				70	430	26	
																												50	175	27	
																														28	
	20		8					50			1																	30	150	300	29
	10																											50	175	30	
	22				20			25			1																8	100	265	31	
								25																					50	32	
	16		6					25																			8	60	185	33	
			10																									400	1000	34	
	12																										8	80	250	35	
	80		10					50			2																	10	100	330	36
																												50	75	37	
	15		8					25																				60	285	38	
			6																									40	180	39	
	70		20					150																				25	105	390	40
	581		198	8	550			1325			23																	151	105	390	40
																														14686	18

* This will include only such cheese as is made upon the farm. Milk sent to cheese factories will be regarded as milk sold off the farm.

SCHEDULE 3.—Productions of Agriculture in Cedar Township, in the County of Callaway, in the Post Office: Delaware Blomfield



Name of Agent, Owner, or Manager.	ACRES OF LAND.			PRESENT CASH VALUE.		Tonal amount of wages paid during the year, including value of board.	LIVE STOCK, JUNE 1, 1870.								PRODUCE DURING THE YEAR.										
	Improved.	UNIMPROVED.		Of farm.	Of farming implements and machinery.		Horses.	Mules and Asses.	Milch Cows.	Working Oxen.	Other Cattle.	Sheep.	Swine.	Value of ALL live stock.	WHEAT.		Rye.	Indian Corn.	Oats.	Barley.	Buckwheat.	Rice.	Tobacco.		
		Wood-land.	Other unimproved.												Dolls.	Dolls.								No.	No.
1	2	3	4	5	6	7	8	9	10	11	12	13	14	15	16	17	18	19	20	21	22	23	24		
Burnett William S	75	95		3000	50		7	6	4	2	6	14	19	1200		15		500	300						
White Amos	30	30		350	30	35	2		1			9	15	279		30		375							
Vaughn Elizabeth A	60	340		3000		100	6		2	2	3	7	6	530		80		500	100				600		
Bullard Pamela	40	200		1000	10		2	2	2		3		16	300		120		350	150				1400		
Clatterbuck Thomas	80	150		2000	50		4		2		2		35	400		150		500						4500	
Burnett Aquilla	60	100		2000					1	3			16	9	150		60		125						
Burnett John W																	125		100						
Burnett Thomas					100					2				100		100		175	40					1000	
Young Jarrid	150	290		4000	75	150	2	3	6		9	42	9	898		458		200	100					1200	
Sanders James B	30	130		1000	75	50	3		4		2	16	18	338		95		250	150					1500	
Bull John W	45	35		800	75	20	6	2	3		3	16	14	646		130		600						1600	
Watkins William S	100	160		6700	200	200	5	4	4		3	40	15	600		250		750	200						
Wason John D							7	2	4		3			530											
Watkins William B							4				2			1	100										
Woody Nestita	18	32		570	25		1	2	1		2		11	200		100		50							
Scott Aaron	10	70		300	20		5		1			12	11	320		97		100						600	
Scott James B									2	2				6	146										
Nichols Thomas W	20	60		400	250		3		2		1		8	230		42		100	25						
Palmer John W	15	105		600	50		4		1		3		5	570		47		120	40					700	
Sanders Robert A					10		2		2				7	100		30		50							
Dunn William	15	145		500	50		2		2				9	200				300							
Williams Andrew	20	140		700	20	200	2		1				2	230		240		500							
Watford Robert O	12	28		200	5		1		2				6	200				250						800	
Nichols Alexander	40	40		480	75	50	5	1	3		11		19	570		65		500							
Nichols Robert G	55	252	25	3000	100	100	4	9	3		7	17	10	1050		112		500	100						
Suggatt William W	150	216		400	50	40	11	2	5		1	75	12	1500		80		250	350						
Bills William S	30	40		800	25		2	1	2		2	30	15	550		35		250	200						
Lynes Goodson					50		5	1	2		2	10	11	800											
Kerby John S	40	60		2000	15	180	4		2		2	8	25	575		160		500	150						
Caldwell John B	150	290		8000	300	400	5		3	10	5	20	15	1420		160		500	200						
Caldwell Newton		120		1800	15		1				2			365		30			25						
Bills Isaac S	49	47		1900	50		4	3	3				9	700		20		300	100						
Dunn Richard R	80	50		2500	100	20	7	6	4		3	25	17	1100		25		300	100						
Davis John M	80	134		1500	50	100	3	1	3			10	38	595		100		200	100						
Suggatt Benjamin	150	130		200	40		8		2			6	38	595		100			100						
Finley Charles S	20	60		1000	100		2	6	3		1	12	14	900		75		500	200						
Lynes Washington	150	130		3000	150	200	7	22	8	2		25	20	1800		210		1500	500						
King Peter							2		1				17	130		50		150	50						
Duncan Julia E							4		5					700				50	200						
Duncan James S					25		2		2					6	250		35		150	50					

705 191 25 55 630 224 1905 153 12 94 20 71 419 186 2188 3596 114 45 3550 16900

State of Missouri, enumerated by me on the 11 day of August, 1870.
Ephraim Johnson Jr., Ass't Marshal.

YEAR ENDING JUNE 1, 1870.

No.	Cotton. Bales (50 lbs.)	Wool. Lbs.	Peas and Beans. Bush.	POTATOES.		Orchard products. Dolls.	Wine. Gallons.	Produce of Market Gardens. Dolls.	DAIRY PRODUCTS.				SEED.				SUGAR.				BEES.		Forest products. Dolls.	Value of Home Manufactures. Dolls.	Value of animals slaughtered or sold for slaughter. Dolls.	TOTAL VALUE.											
				Irish. Bush.	Sweet. Bush.				Butter. Lbs.	Cheese.* Lbs.	Milk sold. Gallons.	Hay. Tons.	Clover. Bush.	Grass. Bush.	Hops. Lbs.	Hemp. Tons.	Flax. Lbs.	Flaxseed. Bush.	Silk cocoons. Lbs.	Maple. Lbs.	Cane. Hhds. (1,000 lbs.)	Molasses. Gallons.				Wax. Lbs.	Honey. Lbs.	Dolls.									
																												25	26	27	28	29	30	31	32	33	34
1		60		20		25				150			6															25	330	1000	1						
2		30		10																								10	60	300	2						
3		7				50				40																			250	750	3						
4		60		5	15	50				150																			145	700	4						
5				10						40																			300	1025	5						
6		20		20		24				25																			11	100	269	6					
7																															100	7					
8				8																										70	479	8					
9		100		80		25				150			9																30	50	160	1337	9				
10		60				25				50			1																	140	800	10					
11		40		20	15					50			2																20	938	745	11					
12		80		100		50				100			6																	330	875	12					
13																																	13				
14																																	14				
15				10																									25	30	75	15					
16		40		30																										35	20	70	340	16			
17																																	17				
18										70																					5	50	160	18			
19				25						50																					20	100	300	19			
20																															30	75	20				
21										50																					5	100	275	21			
22				10																											8	100	275	21			
23				25						50																					15	70	267	23			
24				30						150			8																		19	950	600	24			
25		35		20						200			7																		40	20	200	750	25		
26		108		200		100							22																			80	210	1075	26		
27		150		25						100																						35	50	80	300	27	
28		16		25						50																						15	165	625	28		
29		40		30						50			12																			40	11	120	800	29	
30																																			465	30	
31				31																															50	31	
32		45		10		100				50			1																			45	45	80	550	32	
33		50		10		30				100																							5	50	100	550	33
34		16		25						50																							30	18	185	1380	34
35		12				25				50																								90	385	35	
36		35		60						50																								35	125	600	36
37		80		12		25				300			12																				20	540	2000	37	
38																																			100	225	38
39																																			50	200	39
40				5						50			1																						25	180	40
	107 ⁴		898	50		529				2155			57																						522	482	21507

* This will include only such cheese as is made upon the farm. Milk sent to cheese factories will be regarded as milk sold off the farm.

SCHEDULE 3.—Productions of Agriculture in Cedar Township, in the County of Callaway, in the Post Office: New Bloomfield



1	ACRES OF LAND.			PRESENT CASH VALUE.		7	LIVE STOCK, JUNE 1, 1870.								15	PRODUCE DURING THE YEAR.								24
	2	UNIMPROVED.		5	6		8	9	10	11	12	13	14	WHEAT.				20	21	22	23			
		3	4											16		17	18					19		
Name of Agent, Owner, or Manager.	Improved.	Wood-land.	Other unimproved.	Of farm.	Of farming implements and machinery.	Total amount of wages paid to hired hands, including value of board.	Horses.	Mules and Asses.	Milk Cows.	Working Oxen.	Other Cattle.	Sheep.	Swine.	Value of all live stock.	Spring.	Winter.	Eye.	Indian Corn.	Oats.	Berley.	Buckwheat.	Rice.	Tobacco.	
	No.	No.	No.	Dolls.	Dolls.	Dolls.	No.	No.	No.	No.	No.	No.	No.	Dolls.	Bush.	Bush.	Bush.	Bush.	Bush.	Bush.	Bush.	Lbs.	Lbs.	
1	Crann Daniel	50	190		1000	50		7		1	1	30	12	40		25		150	50					
2	Fletcher Albert				50			1	1	1				20	8	200		30		200				
3	Robinson Fletcher					112		3						6	1	120		9		100			250	
4	Wolt Richard							2						11		200		25		50	50			600
5	Wolt Peter					30		2		1				10		105		33						
6	Lang Jessie	50	70		2000	50	150	7		4				12		500		50		500	150			
7	Nichols Garland	50	290		200	200	25	4	2	2				18		900		8		800	75			
8	Suggitt James					15		3		1				12		275								
9	Logan Richard	10	70		200	60		1	1	3	2			10		300		60		150	60			
10	Charters Charles					40				1				5		80		40		150	50			
11	Finley David D	35	160		1000	150		1		1				5		177				200	100			
12	Hubbard John							1						1		100				150				
13	Bradley Fountain	60	88		1300	15	45	5	2	4				10	12	471		75		125	50			
14	Dunn Ralph	40	40		1200	75	25	2		3				7	7	219		35		200	40			
15	Griffin Samuels							3		4				8		370		300		500	300			
16	Shelly John S	150	258		5000	200	400	8	7	7	2	5	40	40	1700		150		1250	300			2000	
17	Ming William S	1	100		330			3							300		150		750				3000	
18	Lewis Jefferson S	240	494	80	10000	75	800	8	8	7	2	16	40	50	1150		800		1200					
19	Moore Meredith S	172	42		8000	200	600	2	5	4				18		600		750		500				
20	Hubbard Harry S	90	140	30	3500	100	450	4	3	4				8	22	42	550	70	20	400	300			
21	Davis James	100	110		2100	150	150	7	4	5				3	25	30	950	400		500	250			
22	Crushon Julius							2		1				3		115								
23	Steinbergen Peter H									1				9		75								
24	Humphrey William	160			80			3							350				625	400				
25	Goff John							1		2				1		570				625	211			
26	Allen Wmilton							2		1				2		200								
27	Galwith John							1		1				3		80								
28	Wilson John							1						10		80								
29	Branham Lucy	180	300		4800	200	200	3	3	2				12		650		250		500	300			
30	Branham Simon							2		2	4	10		50		1600								
31	Branham Amanda							3							275									
32	Branham Joseph							2		1					300									
33	Ingram William S	85	75		800	50	50	5	1	3				23	8	475		100	13	300	100			
34	Johnson Ephraim S	135	55		4200		50			2				17		150		11		200	43			
35	Cason Benjamin	300	800		8000		100	12	6	4				8	30	35	1700	200		1000	400			
36	Brooks Churchill					40	300	7		2				20		450				750	250			
37	Bygbe Benjamin S	250	330		10000	60	300	3	2	1				20		500				1500	100			
38	Bates Martha	140	330		4800	75	150			2	2	4		1		250								
39	Shelly Benjamin	100	140		1600																			
40	Guthrie Robert S	120	340		6200	100	300	7	8	8				3	15	13	1000	216		500	100			
		2347	4640	110	76360	2057	4095	110	53	76	10	82	295	409	15097		3759	35	12925	3649			5050	

State of *Missouri*, enumerated by me on the *16* day of *August*, 1870.

Edwain Johnson Jr., Ass't Marshal.

YEAR ENDING JUNE 1, 1870.

Cotton. Bales (50 lbs.)	Wool Lbs.	Peanut Decaus.		POTATOES.		Orchard products. Dolls.	Wine. Gallons.	Produce of Market Gardens. Dolls.	DAIRY PRODUCTS.			SEED.		Hops. Lbs.	Hemp. Tons.	Flax. Lbs.	Flax-seed. Bush.	Silk cocoon. Lbs.	SUGAR.		Molasses. Gallons.	BEES.		Forest products. Dolls.	Value of Home Manufactures. Dolls.	Value of animals slaughtered or sold for slaughter. Dolls.	TOTAL VALUE. Dolls.				
		Dush.	Dush.	Irish. Dush.	Sweet. Dush.				Butter. Lbs.	Cheese.* Lbs.	Milk sold. Gallons.	Hay. Tons.	Clover. Bush.						Cress. Bush.	Maple. Lbs.		Cane. Hds. (1,000 lbs.)	Wax. Lbs.					Honey. Lbs.			
25	26	27	28	29	30	31	32	33	34	35	36	37	38	39	40	41	42	43	44	45	46	47	48	49	50	51	52				
	30		5		10			75												45					25	50	300	1			
	40																				35					20	100	300	2		
																					5						100	200	3		
			25								1										20						100	210	4		
											1										5						70	125	5		
	60										3										15						100	530	6		
			20					100			10										5						276	850	7		
																					13								8		
			20					25			3																130	325	9		
			40								1																30	200	10		
	5		8		40																5					30	250	11			
																					10							75	12		
	18		4								4																100	300	13		
	40		120					30			2																100	370	14		
			4																								300	825	15		
	80		20					130			10																400	1600	16		
											2																400	1030	17		
	60		20					30			25																227	970	18		
			15		100			400																			1000	2250	19		
	125		25					300			25																100	250	1100	20	
	65		150					20			6																25	300	975	21	
																														22	
																														23	
											10																		135	687	24
			60								1																	180	605	25	
																														26	
																														27	
			40								4																		200	780	29
																														30	
																														31	
																														32	
	80		30		15						8																	90	423	33	
			16								4																	20	250	34	
	65										10																	400	1400	35	
																												300	765	36	
	100		10								80																	400	1800	37	
																														38	
																														39	
	26										12																		330	830	40
	814		652		165			1120			218		4								127		100		70	6158	2117				

* This will include only such cheese as is made upon the farm. Milk sent to cheese factories will be regarded as milk sold off the farm.

State of Missouri, enumerated by me on the 18 day of August, 1870.
Stephen Johnson Jr. Ass't Marshal.

YEAR ENDING JUNE 1, 1870.

Cotton.	Wool.	Pens and Deans.	POTATOES.		Orchard products.	Wine.	Produce of Market Gardens.	DAIRY PRODUCTS.				SEED.		Hops.	Hemp.	Flax.	Flax-seed.	Silk cocoons.	SUGAR.			BEES.		Forest products.	Value of Home Manufactures.	Value of animals slaughtered or sold for slaughter.	TOTAL VALUE.	
			Lbs.	Bush.				Dolls.	Gallons.	Dolls.	Lbs.	Lbs.	Gallons.						Tons.	Bush.	Bush.	Lbs.	Tons.					Lbs.
25	26	27	28	29	30	31	32	33	34	35	36	37	38	39	40	41	42	43	44	45	46	47	48	49	50	51	52	
	80		10					100			15															1000	1900	
	40							100			20																320	925
	40		30					100														20					50	365
					30																							700
																												80
	10		50								8																250	1050
	30		50				25				5																90	600
	40		20		30																	10				20	400	1025
	50										2															40	0	275
			14		25						1																200	500
											5																140	500
			20								1																150	544
																											40	180
	50		30					100			2																200	600
			60		25			100			5											5					150	800
																						14					40	500
																						14					150	350
			25					50																			70	315
			75					30														5					90	275
																						6					40	200
	40		60								6											5					50	400
	40		12					30														9					180	600
																						20					250	400
	60		12																			5					140	675
	15																										100	435
			130					100																			0	250
	60				100			50																			200	1000
											20																150	700
											8																130	130
																											75	455
																												950
	30																										100	270
																											120	450
	100		50		20			100			4											40				300	1300	
											2																100	320
	120				50						12																200	1000
	516		668		300		25	860			146										518				60	5485	21220	

* This will include only such cheese as is made upon the farm. Milk sent to cheese factories will be regarded as milk sold off the farm.

SCHEDULE 3.—Productions of Agriculture in *Cedar Township*, in the County of *Callaway*, in the Post Office: *New Bloomfield*

Name of Agent, Owner, or Manager.	ACRES OF LAND.			PRESENT CASH VALUE.		Total amount of wages paid during the year, including value of board.	LIVE STOCK, JUNE 1, 1870.								PRODUCE DURING THE YEAR.								
	Improved.	UNIMPROVED.		Of farm.	Of farming implements and machinery.		Horses.	Males and Asses.	Milk Cows.	Working Oxen.	Other Cattle.	Sheep.	Swine.	Value of All Live Stock.	WHEAT.		Oats.	Barley.	Buckwheat.	Rice.	Tobacco.		
		Wood-land.	Other unimproved.												Dolls.	Dolls.						Spring.	Winter.
No.	No.	No.	Dolls.	Dolls.	Dolls.	No.	No.	No.	No.	No.	No.	Dolls.	Bush.	Bush.	Bush.	Bush.	Bush.	Bush.	Lbs.	Lbs.			
1	2	3	4	5	6	7	8	9	10	11	12	13	14	15	16	17	18	19	20	21	22	23	24
Butter Emaline	140	180		3200	140	125	5	1	5				12	675	100	25	375	200					800
Blattentuck John	120	40		3200	100		3	1	3			13	25	475	100		500	40					
Foster John	100	140		1200	15		6	2	3	2	1	15	17	380	200		300	100					1000
Kanyalas John	100	220		4000	100	150	3	2	2		1		6	310	130								
Young John A	60	60		400	15		1	1	4	2	5	20	7	200	44		200						2000
Griffin John	150	59		6000	200		13		5			35	25	1500	570		1000	50					800
Wilson Robert W	60	120		2500	150		8	3	4		50	20	25	1600	260		1000	200					
Kolt Abner	100	196		4400	110	570	6		5			50	25	725	125		1000	200					
Langley John	75	105		1500	50		3	1	4		5		10	375	50		350	100					2000
Blattentuck Richard	50	90		1500	50		6		3		4	15	15	325	75		400	200					1500
Dunnors Gilson W	80	160		2400	140		4	2	3		4	30	10	365	120		500	180					
Koall John	90	109		3000	300	150	11	1			50	29	12	1450	300	10	625	200					
Kolt Parry	30	100		600	15		2	1	2		1		8	330	100		250	60					
White Louis	100	100		5000	50		3	2	3		2	9	12	425	80		250	300					
Duncan William	110	117		600	57	300	2	3	5		9	20	40	600	120		1000	200					
Kanyalas John P	180	180		4000	125	300	6	1	4	2	2	4	40	800	85		1250	300					4000
Greenway Orison	55	105		1800	100	50	4	1	2		5		14	410	247		300	400					
Wilson John W	40	40		800	75		3	2	2				12	520	50		250	100					
Rice John	100	100		700	60		1		2		1		10	150	124		300	100					
Curry William	120	200		400	500	150	5	15	8		8	40	15	1675	180		500	400					
Vigal Henry	20	30		700	20		1		2					150	75			30					
Kolt William P	100	100		300			7		5	2		50	20	1000	100		400	50					
Greenway Henry G	20	60		600	100		2							175			200	20					
Mejors Charles W	25	55		700	75		1	2	1					300			200						
Darin Edwin W				75			3		2		5		9	325			500	75					250
Powell Thomas A		20		100	40		1	2	1					125			125	25					
Wallace Andrew	16	134		480	50		1	3	3					365	175			50					2500
Jordan George	18	22		1000	150		1	1	2		3	12	4	175	40		100						
Doyle Paris	40	50		600	75		2	2	1				8	225	40		50						
Wallace John A	15	65		400	20		1	1	2				3	250			250						
Killa Louis	15	25		400	50		3	1	6	2			7	350	70		100						
Adams Leap	15	15		400	15		1	1					3	100			100						1000
Ramsay Arch	20	20		300			1	1	1				3	150			100						1000
Cartlow Thomas K	60	340		2000	75	300	3		4	2	9	25	25	600	175		725						3000
Smith Charles B	30	170		2000	100		4		2	2			12	410	50		150						
Powell Sarah	30	110		1200	25		2		2				12	228	96		260	25					
Darin Parthena	8	32		200					3				8	100			100						
Glemin Peter	27	53		300	50		5		1	1			2	250	40		200						
Smith Sarah	30	120		600	30		2		1	2			11	320	80		100						
Moore William P	10	10		300	10				2				7	80	60	40							1000



Handwritten notes and calculations at the bottom of the page, including totals for various columns and rows, such as '186', '109', '166', '387', '484', '195', '406', '75', '1440', '8605', and '20850'.

State of *Missouri*, enumerated by me on the *24* day of *August*, 1870.
Ephraim Johnson Jr. Ass't Marshal.

YEAR ENDING JUNE 1, 1870.

Cotton. (Bales 174 lbs.)	Wool. Lbs.	Peas and Beans. Dush.	POTATOES.		Orchard products. Dolls.	Wine. Gallons.	Produce of Market Gardens. Dolls.	DAIRY PRODUCTS.			Hay. Tons.	SEED.			Flax. Lbs.	Flax-seed. Dush.	Silk cocoons. Lbs.	SUGAR.			BEES.		Forest products. Dolls.	Value of Home Manufactures. Dolls.	Value of animals slaughtered or sold for slaughter. Dolls.	TOTAL VALUE.			
			Irish. Dush.	Sweet. Dush.				Butter. Lbs.	Cheese.* Lbs.	Milk sold. Gallons.		Clover. Bush.	Grass. Bush.	Hops. Lbs.				Hemp. Tons.	Maple. Lbs.	Cane. Hhds. (1,000 lbs.)	Molasses. Gallons.	Wax. Lbs.				Honey. Lbs.	Dolls.		
25	26	27	28	29	30	31	32	33	34	35	36	37	38	39	40	41	42	43	44	45	46	47	48	49	50	51	52		
			10		25			150			30															300	1300	1	
	40							60			12															100	600	2	
	40		15					60			2															160	800	3	
			75		100			50			20															300	700	4	
	30																					25				100	450	5	
	30										30															200	1600	6	
	50							100			14															200	1200	7	
	100		20		20			800			20															250	1200	8	
																										100	525	9	
	30		6		20			100			2											25			200	7850	10		
	50				30			75			7															180	800	11	
	40							75			8															100	1100	12	
					20																					80	330	13	
	18		14		100						8															180	700	14	
	110		10					100			4															180	1000	15	
	20				30			100			3															200	1500	16	
																										120	750	17	
			10					50																		100	375	18	
																										100	425	19	
	80		20					150			15															300	1000	20	
																												100	21
	100		100								20															300	900	22	
																												125	23
					10																					10	100	24	
																										25	800	25	
											2															40	139	26	
			30																							90	485	27	
	50		30		30			100											50							80	300	28	
											2															30	130	29	
			30																							30	250	30	
			15																							15	135	31	
																										20	155	32	
																										325	1040	33	
	40		75					50			4																850	34	
			100		100																					100	325	35	
			10																							200	450	36	
			12					75																		60	125	37	
			39								2															50	200	38	
			8																							70	215	39	
			10																							40	300	40	
828			689		54			1395			205															513	34910		

* This will include only such cheese as is made upon the farm. Milk sent to cheese factories will be regarded as milk sold off the farm.

SCHEDULE 3.—Productions of Agriculture in Callan Township in the County of Callaway, in the Post Office: New Bloomfield



1	ACRES OF LAND.			PRESENT CASH VALUE.		7	LIVE STOCK, JUNE 1, 1870.								PRODUCE DURING THE YEAR.								
	Improved.	UNIMPROVED.		Of farm.	Of farming implements and machinery.		Horses.	Mules and Asses.	Milk Cows.	Working Oxen.	Other Cattle.	Sheep.	Swine.	Value of all live stock.	WHEAT.		Rye.	Indian Corn.	Oats.	Barley.	Buckwheat.	Rice.	Tobacco.
		Wood-land.	Other unimproved.												Dolls.	Dolls.							
	No.	No.	No.	Dolls.	Dolls.		Dolls.	No.	No.	No.	No.	No.	No.	Dolls.	Bush.	Bush.	Bush.	Bush.	Bush.	Bush.	Bush.	Lbs.	Lbs.
2	3	4	5	6	7	8	9	10	11	12	13	14	15	16	17	18	19	20	21	22	23	24	
1	Spencer Garland				5		2					2	175		50		100						
2	60	180		570	25		3	1	2	4	15	2	239		45		250	200				1800	
3	50	87		200	50		2		3			6	15	241		60		200	40			4000	
4	60	100		800	125		4	2	3		1	20	14	600		100		500					
5	14	24		300			1						5	160		50		150	30			1200	
6	18	52		400	25		2	1					6	125		40		125					
7	400	500		18000	200	350	8	4	6		70		35	3360		500		500	450			3000	
8	70	70		1000	100	200	1	2	1				5	300		310			200				
9	Oliver Henry				50		3	2					12	250		20		150	50				
10	30	57		750	50		2	2	2		4		3	280		90		100	60			100	
11	50	70		1500	125	20	4		2				2	300		87		20	175				
12	40	70		2500	500		2		1		30			280		60			40				
13	5	40		400	30		3		1					150		10		100	6				
14	7	4		150												30							
15	150	460		3000	100		2	3	3	2	1	2	20	410		300		125	200				
16	40	75		600	100		3	2	1				7	400				30					
17	60	267		150	60		5	1	4	2	3	49	15	577		200		350	200			1700	
18	8	32		570	5		3		2		1			200		25						500	
19	20	20		250	5		1						6	60		30		100				700	
20	15	65		400	10		1	2	2				4	30				1000					
21	60	240		900	20		4		2		2	9	13	391		150		300	150			200	
22	Stubblefield Fielding				15		2		3		2	9	9	239		35		200	75				
23	150	250		4800	65		10	4	5				35	100		73		230	120				
24	100	60		400	100	50	5	2	5		2	20	15	400		200		500	250			1600	
25	25	345		100	50		2	1	2		1	20		200		75		50					
26	200	406		3000	100		1	1	2		1			300		350		300	150				
27	25	53		400					1		1		8	90									
28	25	32		1200	50		6		1		1	12		375		50		250					
29	50	115		1200	40		4		2	2		10	18	400		25			20				
30	35	125		570	20		3		2				2	175		50		100					
31	25	75		570	25		2	1	2		1		6	250		40		250				1500	
32	25	135		800	10		3						7	150		90		60				1500	
33	80	420		1500	20		6	3	3		2	20	10	570		200	12	725	80			800	
34	25	30		350			1							50		30		50					
35	18	122		500	40		2		2		1		5	185		90		200				600	
36	Hughes Wesley				30		1	2	1		1		11	300		50		150				800	
37	15	125		700	15		2		1		4		2	180		80		20					
38	Dunbar Benjamin						2	2	3		1	8	15	500		120		200				800	
39	Oliver Isaac						1	2	3		7		15	400				1000	25			2000	
40	23	77		50	40		2	1	3	2	2		15	300		120		750				1000	

1978 275 50100 2205 620 110 40 5 10 4 228 341 13 205 3835 12 91 55 2521 2980


State of *Missouri*, enumerated by me on the 30 day of August, 1870.
Stephen Johnson Ass't Marshal.

YEAR ENDING JUNE 1, 1870.

Cotton.	Wool.	Pens and Beams.	POTATOES.		Orchard products.	Wine.	Produce of Market Gardens.	DAIRY PRODUCTS.			SEED.		Hops.	Hemp.	Flax.	Flax-seed.	Silk cocoons.	SUGAR.		Molasses.	BEES.		Forest products.	Value of Home Manufactures.	Value of animals slaughtered or sold for slaughter.	TOTAL VALUE.			
			Irish.	Sweet.				Butter.	Cheese.*	Milk sold.	Clover.	Grass.						Maple.	Cane.		Wax.	Honey.					Dolls.	Dolls.	
25	26	27	28	29	30	31	32	33	34	35	36	37	38	39	40	41	42	43	44	45	46	47	48	49	50	51	52		
																											150		
	39		12		100																						100	535	
	10		60																								80	530	
	80				25			10			4																90	575	
								50																				250	
																		50									15	125	
			20		100			200			7																575	2000	
			10																								80	500	
																											150	275	
			50		50			25			5																80	375	
			25		35						2																20	240	
					400			50																				300	
					200																						30	100	
											5																200	375	
																												460	
																												25	
	60		12					100			2							200								95	100	900	
			100					30																				150	
			20																									150	
																												75	
	20		40		75																						100	530	
	19		60		100																							75	300
			15																									250	500
	40		20					100			4															40	150	900	
											3																	125	
											6																	25	523
	27		10																									70	275
	35		30		30						3																	100	215
					30																								130
					50			100										100										325	
			45																								60	304	
	60							100			8															15	100	885	
			6																									60	
			30					100																			50	330	
			10																								70	275	
	30																										40	140	
																												100	480
																												200	870
			30		50			75			2																	130	1320
420			595		50			940			51						410									150	2030	16798	

* This will include only such cheese as is made upon the farm. Milk sent to cheese factories will be regarded as milk sold off the farm.

SCHEDULE 3.—Productions of Agriculture in Cedar Township in the County of Callaway, in the Post Office: New Bloomfield



Name of Agent, Owner, or Manager.	ACRES OF LAND.			PRESENT CASH VALUE.		Total amount of wages paid to laborers including value of board.	LIVE STOCK, JUNE 1, 1870.								PRODUCE DURING THE YEAR.									
	UNIMPROVED.			Of farm.	Of farming implements and machinery.		Horses.	Mules and Asses.	Milk Cows.	Working Oxen.	Other Cattle.	Sheep.	Swine.	Value of ALL live stock.	WHEAT.		Rye.	Indian Corn.	Oats.	Barley.	Buckwheat.	Rice.	Tobacco.	
	Improved.	Wood-land.	Other unimproved.												Spring.	Winter.								Bush.
No.	No.	No.	Doll.	Doll.	Doll.	No.	No.	No.	No.	No.	No.	Doll.	Bush.	Bush.	Bush.	Bush.	Bush.	Bush.	Bush.	Lbs.	Lbs.			
1	2	3	4	5	6	7	8	9	10	11	12	13	14	15	16	17	18	19	20	21	22	23	24	
1 Cook Chauncey L	30	60		1500	50		1	2	2			8	300		16	8	350	50						
2 Mann Jacob S	15	65		300			3		4	4		6	400		30		150							
3 Jackson Josias	100	250		2000	50		3	4	3	5	30	25	400		275		500	300				1000		
4 Bull Mangrum	140	200		1500	60	150	4	6	4	4	24	24	900		275		1000	150				2000		
5 Jones Royal W	150	210		4300	50	400	4	6	8	4	8		17	700		140		3300						
6 Johnson Joshua S	30	290		1000	100	100	6		2	2	30	15	800		130		200							
7 Johnson Ephraim J	80	160		1500	75	50	4		3	2	30	4	500		120	25	200	50						
8 Blackman James	100	140		3000	50		5		3	4	20	13	300		250	500	500	400						
9 Boyd John	100	240		4000	100		4	5	4	2	10		20	900		300		1000	250					
10 Hottel Henry Jr	20	60		400	10		2		2				8	275		50		300						
11																								
12																								
13																								
14																								
15																								
16																								
17																								
18																								
19																								
20	No. of persons owning live stock 19						36	6																
21	Whole amt of						36	6	25	12	19	24	105	5482										
22																								
23																								
24																								
25																								
26																								
27																								
28																								
29																								
30																								
31																								
32																								
33																								
34																								
35																								
36																								
37																								
38																								
39																								
40																								
	765	1675		19500	545	700	36	23	35	6	30	13	14	2	10586	33	1790	1240					5000	

State of *Missouri*, enumerated by me on the *6* day of *September*, 1870.

Pharmin Johnson Ass't Marshal.

YEAR ENDING JUNE 1, 1870.

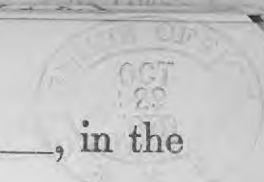
Cotton. Bales (450 lbs.)	Wool. Lbs.	Peas and Beans.		POTATOES.		Orchard products. Dolls.	Wine. Gallons.	Produce of Market Gardens. Dolls.	DAIRY PRODUCTS.				SEED.		Hops. Lbs.	Hemp. Tons.	Flax. Lbs.	Flax seed. Bush.	Silk cocoons. Lbs.	SUGAR.			BEES.		Forest products. Dolls.	Value of Home Manufactures. Dolls.	Value of animals slaughtered or sold for slaughter. Dolls.	TOTAL VALUE. Dolls.	
		Bush.	Bush.	Bush.	Bush.				Butter. Lbs.	Cheese.* Lbs.	Milk sold. Gallons.	Hay. Tons.	Clover. Bush.	Grass. Bush.						Maple. Lbs.	Cane. Hhds. (1,000 lbs.)	Molasses. Gallons.	Wax. Lbs.	Honey. Lbs.					
25	26	27	28	29	30	31	32	33	34	35	36	37	38	39	40	41	42	43	44	45	46	47	48	49	50	51	52		
			10		50	300		50																			1150	1	
			30					40			3								60		15					45	221	2	
	60				25			50			12										20					130	1050	3	
	80		20					100			12														20	250	1440	4	
			30	3	30			200													35				40	400	1800	5	
	100		20		25			50			6										25					100	500	6	
	50		25		50			100			5										30				20	40	500	7	
	50		25		30			50			4															100	875	8	
			50		25						10															300	1400	9	
			10																							50	275	10	
																													11
																													12
																													13
																													14
																													15
																													16
																													17
																													18
																													19
																													20
																													21
																													22
																													23
																													24
																													25
																													26
																													27
																													28
																													29
																													30
																													31
																													32
																													33
																													34
																													35
																													36
																													37
																													38
																													39
																													40
	50		220	5	25	500		60			50									60				40	1435	9211			

* This will include only such cheese as is made upon the farm. Milk sent to cheese factories will be regarded as milk sold off the farm.

SCHEDULE 3.—Productions of Agriculture in Cote Sansdessein Township, in the County of Callaway, in the
 Post Office: New Bloomfield

Name of Agent, Owner, or Manager.	ACRES OF LAND.			PRESENT CASH VALUE.			LIVE STOCK, JUNE 1, 1870.								PRODUCE DURING THE YEAR.								
	Improved.	UNIMPROVED.		Of farm.	Of farming implements and machinery.	Total amount of wages paid during the year, including value of board.	Horses.	Males and Asses.	Milk Cows.	Working Oxen.	Other Cattle.	Sheep.	Swine.	Value of all live stock.	WHEAT.		Eye.	Indian Corn.	Oats.	Barley.	Buckwheat.	Rice.	Tobacco.
		No.	Wood-land.												Other unimproved.	Dolls.							
1	2	3	4	5	6	7	8	9	10	11	12	13	14	15	16	17	18	19	20	21	22	23	24
Wood Alexander	80	240		4000	300	200	4	5	5		15	30	40	1500		250		750	400				1000
Miller Barton W	135	230		10000	200	500	3	4	4		12		80	1500		350		2000	300				
Sanders Frederick S	75	145		1000	100	50	6	1	4	2	6	30	20	700		150	40	375	150				2500
Cross John W	20	70		1500	150	200	6	4	6	2	7		35	1200		200		1000	100				
Foy Francis	60	340		2000	100		3		4		5	40	9	950		35		300	80				
Smetham Abraham	40	40		450	60		1	2	1				1	275		100	30	200	80				700
Epperson Jackson	10	100		300					2	1				100									
Fort Emory	10	120		300	40		5	1	3		5		20	400		100		500	100				
Bagby Samuel C	30	281		3000	50		2		3		2	20	6	290				100					
Harrison Sanford M	75	100		5000	250	250	7	3	6	2	3	15	25	1440		370		1000	300				
Harrison Williams							1		1		2		4	125		60		200	60				
Bagby John S	30	370		3000	20		3	1	3		4	15	15	400		130		250	30				
Ridwell William G	65	300		5000	100	50	5	1	3	2	18		16	800		175		400	200				1500
Huffmaster John	30	130		1500	50		1	2	4			30	15	500		100		250	100				
Bush Jordan	380	240		8000	800	400	12	5	15		50		60	3400		400		600	700				
Bush John T							3	1	3					200		200		1500	100				
Bush Thomas				200	200		2	1	4				50	1000		80		500	300				
White John	100	340		4000	200	200	5	4	2		3	15	33	1300		300		625					15000
Hopkins Edward W	60	115		3500	350		6	2	3	2	2		25	800		150		800					200
Herrin George W	20	140		400	50		1		1					125		17		150					1200
Smetham Reuben B	10	30		150	5		1		1				2	100		27		150					450
Dickson Abner C	40	40		400	100		2	3	2		3	10	9	500		140		500	30				500
Sharp Emily	60	180		4800	50		3	2	5	2	8	20	20	700		368		500					
Matlock Samuel	40	40		800	50		3	5	1		1	20	45	300		280		250	50				
Hopkins George B	100	140		4000	100	60	4	2	4	2	10	40	28	1000		300		300	200				
Cross Rolla W	80	145		4000	75	200	3	2	6	2	5	30	35	1000		46		1500					1500
Paine Abner B	40	120		1000	25		7		4		4		34	480		22		450					3000
Keller Joseph	45	50		2850	150	125	2	2	3		5		20	700		200		1000					
Langley William	10	30		300	50		1	2	1		3		9	200				400					
Gathright James W	100	130		5000	100	700	3	2	4		6	30	150	400		150		1500	200				
Darien Joseph A	70	50		2400	50	500	2	2	4		5		6	525		150		1500					4000
Williams Warfield	35	40		200	25		2		1		2		21	200		122		375					
Clark Johnathan P	25	15		200	25		2	2	1			4	4	350		30		150					800
Smith Harlin	35	5		400	35		1	1	2	2	1	25	13	250		43		250	15				400
Boyer Andrew W	50	125		1500	50		4		2	2	5		26	600		175		725					1000
Sanders William A	27	53		800	100	100	4		2		2	16	16	250		40		125					500
Boyer Greenbury	35	125		1200	25		2		1		1	5	6	150		50		100					
Fraser Robert	40	10		500	60		4		3		2	35	22	300		50		400					
Coonce Clarence	40	40		850	15		2		3	2	12		12	300		64		700					900
Shewart John B	55	50		1000	100		1	2	3		17		20	675				1250					

137



Handwritten totals and corrections at the bottom of the page, including numbers like 15, 20, 35, 50, 65, 80, 100, 120, 150, 200, 250, 300, 350, 400, 450, 500, 550, 600, 650, 700, 750, 800, 850, 900, 950, 1000.

State of Missouri, enumerated by me on the 12 day of Sept, 1870.

Ephraim Johnson, Ass't Marshal.

YEAR ENDING JUNE 1, 1870.

Cotton.	Wool.	Peas and Beans.	POTATOES.		Orchard products.	Wine.	Produce of Market Gardens.	DAIRY PRODUCTS.			SEED.			SUGAR.			BEES.		Forest products.	Value of Home Manufactures.	Value of animals slaughtered or sold for slaughter.	Estimated value of stock, including improvements and additions to stock.									
			Irish.	Sweet.				Butter.	Cheese.*	Milk sold.	Hay.	Clover.	Grass.	Hops.	Hemp.	Flax.	Flax-seed.	Silk cocoons.					Maple.	Cane.	Molasses.	Wax.	Honey.				
																												Bales (450 lbs.)	Lbs.	Bush.	Bush.
25	26	27	28	29	30	31	32	33	34	35	36	37	38	39	40	41	42	43	44	45	46	47	48	49	50	51	52				
	75							200			5															20	300	1300			
			25		20			200																			1200	2800			
	100		100		20			100			5											5				25	200	1175			
			30					100			2															30	250	1050			
	75							50																		10	100	360			
			10		15																							60	400		
			20					100																				100	530		
	34		15	4				100			2															30	60	225			
	60		50	5				300			2											5				25	500	1700			
	10		15					50														5						150	360		
	35							50																				100	450		
			75					100																				350	1000		
	70		30					100			2																150	50	500		
					125			300			40															50	800	2300			
			20					100			12																	300	1600		
			15					200			4																	300	900		
	25				100			200			12																	250	1400		
			20		100			50			1																	200	1100		
			10								1																		200		
			8																												
	19				30																								70	225	
	56							100																					100	600	
	40		30					30																					175	1120	
	120							200			6																		40	80	650
	100		25					50			15																		230	1000	
			10					50																					700	1800	
			10					50																					120	525	
			20					100																					200	1050	
																													70	280	
	100		60					100			4																		700	1750	
			30		50			100																					60	1325	
			20																										125	450	
			10					25																					40	215	
	44		8																											110	260
					25			5																						320	1050
	30		10					50																						150	340
			10																											70	175
	40							25																						90	360
								50																						260	760
								75																						370	960
	100							50																							

* This will include only such cheese as is made upon the farm. Milk sent to cheese factories will be regarded as milk sold off the farm.

SCHEDULE 3.—Productions of Agriculture in Watauga County in the County of Watauga, in the

Post Office: New Bloomfield



Name of Agent, Owner, or Manager.	ACRES OF LAND.			PRESENT CASH VALUE.		Total amount of wages paid during the year, including value of board.	LIVE STOCK, JUNE 1, 1870.								PRODUCE DURING THE YEAR.								
	Improved.	UNIMPROVED.		Of farm.	Of farming implements and machinery.		Horses.	Mules and Asses.	Milch Cows.	Working Oxen.	Other Cattle.	Sheep.	Swine.	Value of all live stock.	WHEAT.		Rye.	Indian Corn.	Oats.	Barley.	Buckwheat.	Rice.	Tobacco.
		No.	Wood-land.												Other unimproved.	Dolls.							
1	2	3	4	5	6	7	8	9	10	11	12	13	14	15	16	17	18	19	20	21	22	23	24
Jancy Grassville J	40	40		800	75		2	2	8		1		18	175		25		500					1500
Foy Stephen	11	29		200	15		3		2		12	3	13	250		42		300	40				
Lough Thomas W	18	72		1100	8		2		1		1		8	250		30		250					1082
Cash William A	20	100		600			2		1				7	175		40		250					
Adams Elyah	75	85		1600	75		1						22	150									
Jordan George W	40	120		1000	30		4	1	2		3	30	12	400		57		385	200				1400
Sanders George W	20	240		3000	10		4		2		1	7	11	400		127		150					1000
Wells John J	25	55		400	20		2	1	2		1	30	18	200		40		300					1500
Ferguson Thomas J	30	210		1200	50		2		2		1		13	225		27		200					
Rice James S	15	10		200	50		2	1	2		4		6	350				150					
Farr William B							2	1	2				8	200				125					
Sanders Alexander	48	5		250	60		2	2	3		2	5	12	300		70		500	45				2000
Sanders Jacob H	15	38		300	35		5	1	2				1	230		36		500	35				1600
Jordan William A	60	10		300	100		2	2	2				20	290		58		300	50				2500
Egerson Abner J	45	168		1680	25			2	2		2	8	3	320				1000					2800
Adams James A							4		2	2	1		20	600		100		500	75				2000
Howard Christopher	7	113		300	30		1						6	100				150					1000
Childs Walter H	40	60		700			3		3		3		32	460		63		500					1600
Ferguson Moses L	40	160		500	25		3	1	2		5	40	6	560				250					
Sanders Rufus R	35	205		800	40		2		2		2	9	11	280		60							
Farmer Martha	25	55		400	60		2		1		1	20	7	150									800
Farmer Reuben	20	60		300	10		1		1				5	150									
Jones Henry	30	120		500	10		2		2		2	12	7	250				200					800
Pickering Augustus	25	135		1000	25		1	2	2	2			10	300		168		375					
Ellis Kenneth	35	235		4000	25		2		2		2		6	200				600					900
Gathright Cato	10	70		400	25		1			2			17	250		12		200					600
Saml P Henderson	30	97		1000	80		2	2	3		9	57	65	1200		90		1250					
Balk Benjamin J	40	107		3000	100		3		2		4		17	500		55		1500	50				
Johnson Henry	40	107		3000	15		1	1	1				1	175		24		200					
Foy Napoleon B	35	25		300	15		2		2		2	20	13	200		50		500	75				
Debo John H	24	26		200	40		3		2		2		18	400		115		200	30				450
Fort Cassey							2		2		2		14	300		180		500					
Fort William A	35			700	55		3	1	2		2	30	14	510		75		500	60				
Holderman Marga	18			200	10		4		1			5	11	375									
Day Samuel H	30	70		600	100		2	2	1		3	10	32	300		25		500	70				
Ferguson John H	200	100		2500	200		4	4	6	4	6		30	1000				2500	200				
Harlam Nathan	150	50		4000	100																		
Bennier Aribel	60	60		1000	10		5		3		3		16	400		48		250					
Day Francis M	90	50		2000	100		1	3	3		6	30	58	1000				1000					1400
Kornbushel John	20	20		800	75		3		3		2	25	25	400		300		500					
	1501	3107		40530	1705		92	29	76	10	85	34	61	2275		1597		17085	950				940

Handwritten checkmarks and numbers at the bottom of the page, including '1501', '3107', '40530', '1705', '92', '29', '76', '10', '85', '34', '61', '2275', '1597', '17085', '950', '940'.

State of Missouri, enumerated by me on the 15 day of Sept, 1870.
 Ass't Marshal.

YEAR ENDING JUNE 1, 1870.																									TOTAL VALUE.				
Cotton.	Wool.	Peas and Beans.	POTATOES.		Orchard products.	Wine.	Produce of Market Gardens.	DAIRY PRODUCTS.			SEED.			Hops.	Hemp.	Flax.	Flax-seed.	Silk cocoons.	SUGAR.		Molasses.	BEES.		Forest products.	Value of Home Manufactures.	Value of animals slaughtered for sale.	Estimated value of all farm production, including bet-terms and additions to stock.		
			Bales (450 lbs.)	Lbs.				Bush.	Bush.	Bush.	Dolls.	Gallons.	Dolls.						Lbs.	Lbs.		Gallons.	Tons.					Bush.	Bush.
25	26	27	28	29	30	31	32	33	34	35	36	37	38	39	40	41	42	43	44	45	46	47	48	49	50	51	52		
																										120	525		
			9																								90	300	
			10																								60	310	
																											300	465	
	50		5																								150	615	
	12		10																			5					100	410	
	45										2											20					39	140	580
																						45						60	187
																											60	195	
																											100	175	
																											150	656	
	20		15								2																110	564	
																												482	
	16		10																						30	220	975		
			25								2																140	710	
																						5					100	300	
			20								1											20					140	595	
	60							100			8																100	330	
																											110	175	
																											110	194	
	30		16																							24	80	280	
			125	30				100																			125	620	
																											120	500	
			6																								10	175	
	80		5					100																	40	588	1400		
			25					100																			200	1020	
			9																								50	175	
	38		15								2																90	448	
																											60	325	
	15		10					100																			190	565	
	30		10					100																			197	585	
																											90	90	
	30		15																								70	385	
			10		100																						650	2980	
								50																			3	90	275
	50		10		100			50																			20	200	1000
	40		25					200			1																37	150	870
	516		385	30	200			900			18																190	5200	20576

* This will include only such cheese as is made upon the farm. Milk sent to cheese factories will be regarded as milk sold off the farm.

SCHEDULE 3.—Productions of Agriculture in *Notersandessin Township* in the County of *Callaway*, in the
 Post Office: *New Bloomfield*

Name of Agent, Owner, or Manager.	ACRES OF LAND.			PRESENT CASH VALUE.		Total amount of wages paid during the year, including value of board.	LIVE STOCK, JUNE 1, 1870.								PRODUCE DURING THE YEAR.									
	Improved.	UNIMPROVED.		Of farm.	Of farming implements and machinery.		Horses.	Mules and Asses.	Milch Cows.	Working Oxen.	Other Cattle.	Sheep.	Swine.	Value of ALL live stock.	WHEAT.		Rye.	Indian Corn.	Oats.	Barley.	Buckwheat.	Rice.	Tobacco.	
		No.	Wood-land.												Other unimproved.	Dolls.								Dolls.
1	2	3	4	5	6	7	8	9	10	11	12	13	14	15	16	17	18	19	20	21	22	23	24	
1 <i>Shaw Daniel</i>	15	245		5200	10		1	2	3	15	10	150					200							
2 <i>Kornbueckle Henry</i>	40	180		2200	10		4	2	4	25	25	375			110		375	20						
3 <i>Koords John W</i>	100	10		21750	500	500	4	5	7	9	20		75	1700	300		2500	500						
4 <i>Roots James F</i>	10	87		300			2							100	80		300							
5 <i>Bartley Andrew D</i>	70	100		1000			7	6	1				70	600										
6 <i>Roots Alliance S</i>	57	370		4000	50	300	6	2	5				10	600	73		400	100						
7 <i>Cathright Peter</i>					10		2		2					3	250		375						1200	
8 <i>Farmer Sessie</i>	150	410		8000	10		5	2	2			30	25	700	400		750	50						
9 <i>Farmer William</i>	30	130		1000	10		1		1				75	800	130		1000	50						
10 <i>Farmer Walter D</i>	75	85		800	30		4	1	1		2	6	18	376	50		130	50						
11 <i>Gillen Harriet</i>	50	150		800			3		3				3	18	400	75		130						
12 <i>Jones William</i>														4	30	50		125						
13 <i>Newman John W</i>	25	95		500	10		4		3			16	16	250	100		100	50					1400	
14 <i>Newman Hilfred</i>	40	100		800	10		2		3				13	5	300	30		130						
15 <i>Koords Richard</i>	75	525		5000	50	130	2	1	6	4	10	30	48	1300	200		1000	100						
16 <i>Koords Robert</i>	35	165		400	35		3	2	3	6	6	20	12	300	50		250	50						
17 <i>Wansco Elizabeth</i>	60	100		1600			2					10		60										
18 <i>Wansco Edwin</i>							3							8	200	25		200						
19 <i>Cathright Matthew</i>	200	130		3250			2							200										
20 <i>Cathright John S</i>	30	130		2650	50	130	20	7	5	2	12	20	75	2000	100		1250	100						
21 <i>Knight John W</i>					75		2							10	250	100		300						
22 <i>Day Ezekiel</i>	50	267		1200			2	1	1	2		16	28	297	170		250	70					1800	
23 <i>Caro Augustus</i>	150	186		2000	75	370	5	6	17		20	70	45	1400	250		500	250						
24 <i>Ewing Maria</i>	80	120		1300	100		5	1	4		9	30	12	800	200		750	200						
25 <i>Caro Sarah</i>	120	80		2000	100		6	2	4	2	8	25	13	800	100		375	100						
26 <i>Allen Amanda</i>	50	70		400	10		3	2	4		1		12	600	100		250	100						
27 <i>Summers Henry</i>	20	20		100			2							8	130		150							
28 <i>Elley Edwards</i>	100	315		1500	300	300	4	8	2		8	30	28	1370	450		750	200						
29 <i>Elley Benjamin S</i>	100	80		360	60	100	6	10	3		4	30	30	1000	260		500	400						
30 <i>McGary Walloway</i>	20	60		160	15	50	3		1		2		6	130	80		250							
31 <i>Sumner James</i>	40	40		160	15		2		2		1	27	90	130	70		200							
32 <i>Bryant Joseph</i>							2	1	2		2	10	20	200	130		250	200						
33 <i>Smart Emie C</i>	90	70		360	60		4	5	4		12	40	30	800	130		500	200						
34 <i>Knight Wesley H</i>					80		8		3	3	5		32	1100	136		500							
35 <i>Davidson Wilson</i>	25	65		1000	50		4							20	500	130		300					1500	
36 <i>Cooley Austin</i>	35	205		1000	35		2	2	3		6		8	200	240		250						1600	
37 <i>Smart John</i>							2				1			8	130	20		75						
38 <i>Boice Robert</i>	50	570		1000	330		5	2	3			20	10	400	60		300							
39 <i>Baldum William</i>	30	130		200			1		2	2	1		11	257	25		100						900	
40 <i>Shaw John</i>	15	105		400			3		3					10	190	29		100						

2030
 5865
 53740
 2110
 2450
 141
 65
 104
 25
 137
 508
 752
 2048
 4529
 15135
 2790
 8100

State of Missouri, enumerated by me on the 24 day of Sept, 1870.

Ephraim Johnson Ass't Marshal.

YEAR ENDING JUNE 1, 1870.

Cotton. (Bales 450 lbs.)	Wool. Lbs.	Fens and Beans. Bush.	POTATOES.		Orchard products. Dolls.	Wine. Gallons.	Fruit of Market Gardens. Dolls.	DAIRY PRODUCTS.			Hay. Tons.	SEED.		Hops. Lbs.	Hemp. Tons.	Flax. Lbs.	Flax-seed. Bush.	Silk cocoons. Lbs.	SUGAR.		Molasses. Gallons.	BEES.		Forest products. Dolls.	Value of Home Manufactures. Dolls.	Value of animals sold for slaughter. Dolls.	TOTAL VALUE. Dolls.			
			Irish. Bush.	Sweet. Bush.				Butter. Lbs.	Cheese. Lbs.	Milk sold. Gallons.		Clover. Bush.	Grass. Bush.						Maple. Lbs.	Cane. Hhds. (1,000 lbs.)		Wax. Lbs.	Honey. Lbs.							
25	26	27	28	29	30	31	32	33	34	35	36	37	38	39	40	41	42	43	44	45	46	47	48	49	50	51	52			
	25		30																							30	175	1		
	40		10					50													50						200	330	2	
			40		75			250			1																1200	3075	3	
																											120	330	4	
																													5	
	30		40																								200	335	6	
																											100	385	7	
	75		50					30																			300	1075	8	
																											100	730	9	
	18		5																			5					90	250	10	
																											80	250	11	
			30																								90	225	12	
	20																										80	433	13	
																											70	185	14	
	30		30					200			15																300	1235	15	
	20																										120	325	16	
																													17	
																											120	250	18	
																													19	
	40		80		20			200			20																400	1450	20	
	30		10																								100	260	21	
																										20	120	383	22	
	130		10					100			20																250	1100	23	
	30		10					100																			300	1075	24	
	30		13					30																			200	360	25	
			10					30																			100	380	26	
																											30	120	27	
	30		20		20			300			12															25	400	1333	28	
	60		25					30			4																400	1125	29	
																											25	230	30	
	60		13					25			2															60	50	325	31	
	30										10																30	300	32	
	80							30			6																200	785	33	
								300																				400	885	34
																												130	675	35
								100																				130	643	36
																												30	110	37
	45		20		75			30			1																	130	325	38
																												40	183	39
																												30	733	40
	913		480		190			1905			91									50					101		105	6560	23064	40

* This will include only such cheese as is made upon the farm. Milk sent to cheese factories will be regarded as milk sold off the farm.

SCHEDULE 3.—Productions of Agriculture in Cotassandessin Town, in the County of Callaway, in the
 Post Office: New Bloomfield



Name of Agent, Owner, or Manager.	ACRES OF LAND.			PRESENT CASH VALUE.		Total amount of wages paid during the year, including value of board.	LIVE STOCK, JUN 1, 1870.							PRODUCE DURING THE YEAR.									
	Improved.	UNIMPROVED.		Of farm.	Of farming implements and machinery.		Horses.	Mules and Asses.	Milk Cows.	Working Oxen.	Other Cattle.	Sheep.	Swine.	Value of all live stock.	WHEAT.		Rye.	Indian Corn.	Oats.	Barley.	Buckwheat.	Rice.	Tobacco.
		No.	Wood-land.												Other unimproved.	Dolls.							
1	2	3	4	5	6	7	8	9	10	11	12	13	14	15	16	17	18	19	20	21	22	23	24
1 <i>Keiller Henry</i>	<i>28</i>	<i>110</i>		<i>2000</i>	<i>20</i>		<i>2</i>		<i>2</i>	<i>3</i>	<i>20</i>	<i>15</i>	<i>400</i>		<i>100</i>		<i>300</i>	<i>50</i>					
2 <i>Keiller Bart's</i>	<i>40</i>	<i>920</i>		<i>1500</i>	<i>20</i>		<i>3</i>		<i>3</i>	<i>2</i>	<i>2</i>	<i>2</i>	<i>90</i>	<i>370</i>		<i>80</i>		<i>500</i>	<i>50</i>				<i>1000</i>
3																							
4																							
5																							
6																							
7																							
8																							
9																							
10																							
11																							
12																							
13																							
14																							
15																							
16																							
17																							
18																							
19																							
20																							
21																							
22																							
23																							
24																							
25																							
26																							
27																							
28																							
29																							
30																							
31																							
32																							
33																							
34																							
35																							
36																							
37																							
38																							
39																							
40																							
	<i>90</i>	<i>1030</i>		<i>3500</i>	<i>40</i>		<i>5</i>		<i>5</i>	<i>2</i>	<i>5</i>	<i>20</i>	<i>25</i>	<i>900</i>		<i>180</i>		<i>800</i>	<i>100</i>				<i>1000</i>

State of Missouri, enumerated by me on the 29 day of Sept, 1870.

Pharmacy Johnson Ass't Marshal.

YEAR ENDING JUNE 1, 1870.

YEAR ENDING JUNE 1, 1870.																									TOTAL VALUE.			
Cotton. Bales (50 lbs.)	Wool. Lbs.	Peas and Beans. Bush.	POTATOES.		Orchard products. Dolls.	Wine. Gallons.	Produce of Market Gardens. Dolls.	DAIRY PRODUCTS.			Hay. Tons.	SEED.		Hops. Lbs.	Hemp. Tons.	Flax. Lbs.	Flax-seed. Bush.	Silk cocoons. Lbs.	SUGAR.		Molasses. Gallons.	BEES.		Forest products. Dolls.	Value of Home Manufactures. Dolls.	Value of animals slaughtered or sold for slaughter. Dolls.	Estimated value of all farm produc- tion, including bet- terments and addi- tions to stock. Dolls.	
			Irish. Bush.	Sweet. Bush.				Butter. Lbs.	Cheese.* Lbs.	Milk sold. Gallons.		Clover. Bush.	Grass. Bush.						Maple. Lbs.	Cane. Hhds. (1,000 lbs.)		Wax. Lbs.	Honey. Lbs.					
25	26	27	28	29	30	31	32	33	34	35	36	37	38	39	40	41	42	43	44	45	46	47	48	49	50	51	52	
			20																						200	200	400	1
			25																							175	630	2
																												3
																												4
																												5
																												6
																												7
																												8
																												9
																												10
																												11
																												12
																												13
																												14
																												15
																												16
																												17
																												18
																												19
																												20
																												21
																												22
																												23
																												24
																												25
																												26
																												27
																												28
																												29
																												30
																												31
																												32
																												33
																												34
																												35
																												36
																												37
																												38
																												39
																												40
																										45		

* This will include only such cheese as is made upon the farm. Milk sent to cheese factories will be regarded as milk sold off the farm.



SCHEDULE 3.—Productions of Agriculture in Fulton Township, in the County of Callaway, in the Post Office: Fulton

Name of Agent, Owner, or Manager.	ACRES OF LAND.			PRESENT CASH VALUE.		Total amount of wages paid during the year, including value of board.	LIVE STOCK, JUNE 1, 1870.							Value of all live stock.	PRODUCE DURING THE								
	Improved.	UNIMPROVED.		Of farm.	Of farming implements and machinery.		Horses.	Mules and Asses.	Milch Cows.	Working Oxen.	Other Cattle.	Sheep.	Swine.		WHEAT.								
		Wood-land.	Other unimproved.												Dolls.	Dolls.	No.	No.	No.	No.	No.	No.	No.
No.	No.	No.	Dolls.	Dolls.	Dolls.	No.	No.	No.	No.	No.	No.	No.	Dolls.	Bush.	Bush.	Bush.	Bush.	Bush.	Bush.	Bush.	Lbs.	Lbs.	
1	2	3	4	5	6	7	8	9	10	11	12	13	14	15	16	17	18	19	20	21	22	23	24
Harris Thomas B	1000	200		25000	500		7	6	10		50	15	50	4000	60	100	1500	2000					
Jameson John H	100	140	400	9000	200	1200	5	9	3				10	2000	60	15	1000	1000					
Robnett James	100	40	20	2500	30	50	6	1	3				9	550	300		375	500					
Watson Samuel	300	265	265	7000	25	35	2	2		15			16	300	70		400	300					
McIntire Wm R	30	200		10000	100	20	4		1				10	12			300	120					
Ficker Daniel M	320	250		25000	40	1000	16	7	19	2	55		75	4800	500		700	2500					
Mary Abbott Eliz Tucker	600	440		15000	100		1	4						600	100		500	400					
Smith James	75	44		4000	25	50	3	2	1	2			12	540			280	120					
Blunt Samuel	90	70		2400	100		2		2	1			18	400	40	40	750	300					
Smith Elkannah	90	90		6000	100		8		8				25	1200			1300						
Cole William	80	80		8000	100	200	9	2	8		18	25	25	1500	85		300	300					
Davis Milton V	70	90	40	5000	75	50	7		4	2	20	16	60	600	90		500	600					
Bartley James D	60	100		11000	75	30	6		5				12	13	158		360	210					
Spicer Cornelius	40	40		2400	100	25	2		4	1	4			460	62		210	150					
Bartley George	80	80	80	16000	340	100	9		6	1	30	17	1065	160			375	500					
Bailey Charles A	160	40		8000	275	200	5	2	7		6	30	20	1000	130	60	400	300					
Curtis William H	300	460		18000	600	1000	10	40	7		10	40	30	1460	110		1500	800					
Dawson Robert H	50	70		1800	45		9	1	4	2		50	23	1700	170		750	400					
Herring Nathan	40	40		800	15		2		1				10	340	80		150	250					
Haynes Henry	40	40		800	25		2		2				12	480	60		175	200					
Hardin Elihu	40	40		800	25		1		2				10	10			180	150					
Bent John	30	50		1200	25		2		2				6	170		18	100	90					
Simco Reuben B	90	200	80	2500	20	40	6		3	6	35			400	200		500	750					
Wilfley Sarah	60	20		1200	25		6		2				15	8	50		500	400					
Fletcher James H	90	95		1500	40		4	2	5				28	20	52	10	250	100					
Dawson John	30	50		1500	40		3	2	3	2	20	10	630	55			500	400					
Cutard James F	40			400	10		1	1	2				30	9	40		125	400					
Dawson George	60	65		1800	20	75	2	3	1				20	4	20		250	100					
Dawson Samuel	70	90		1600	25		2	2		5			8	660	28		200	60					
Bishop Wesley	80	125		4000	120	40	9	1	6		5	32	21	1039	142		570	540					
Hill John B	50	80		1600	20	25	2		3				15	300	100		500	150					
Thatcher Benj F	10	46		700	10		1	1	1				3	260	60		300	100					
Hill William C	50	38		800	40	40	4	1	3				10	8	52		250	30					
Sutton John H	60	100		1600	250	25	4		1	1			15	535	94		500	450					
Hill James	40	80		1600	100	50	2	2	3				10	415	65	10	200	60					
Fletcher John F	75	105		1800	50	50	6		3	1	24	6	826	60			800	150					
Night Henry J	140	50	10	3000	100	50	4		2				18	8	140		750	300				2500	
Burnett James R	50	30		800	50		4		1	2	10	5	210	38			125	100				800	
Davis Joshua	60	100		1600	40		2		1	1	10	12	200	49			300	300					
Jahn August	40	80		1500	50	20	3	1	4	1	10	13	670	45			300	150	95			400	

4790 4225 695 19540 3925 4375 151 92 145 4 150 505 554 24312 3520 253 14015 15040 95 22700

State of Missouri, enumerated by me on the 14th 15th and 16th day of June, 1870.
Heriam Cornill, Ass't Marshal.

YEAR ENDING JUNE 1, 1870.

Cotton.	Wool.	Peas and Beans.		POTATOES.		Orchard products.	Wine.	Produce of Market Gardens.	DAIRY PRODUCTS.				SEED.		Hops.	Flax.	Flax-seed.	Silk cocoons.	SUGAR.		DEES.		Forest products.	Value of Home Manufactures.	Value of animals slaughtered or sold for slaughter.	TOTAL VALUE.				
		Bales (50 lbs.)	Lbs.	Bush.	Bush.				Bush.	Dolls.	Dolls.	Batter.	Cheese.*	Milk sold.					Ifny.	Bush.	Bush.	Lbs.					Tons.	Lbs.	Dush.	Lbs.
25	26	27	28	29	30	31	32	33	34	35	36	37	38	39	40	41	42	43	44	45	46	47	48	49	50	51	52			
	50	5	10	25	100						20															4000	2000	1		
		3	100																									1000	2	
			100					190			5															260	1000	3		
	45		100					60																		240	500	4		
	30	3	50					90			6													50	40	100	1000	5		
		5	40	5	40			200		350	35															2200	4000	6		
			25		40						12																105	638	7	
		1	10					160																		105	1225	8		
		2	5					150		200	6										5				50	235	1000	9		
			30		50			300			10														150	150	250	1400	10	
	110	5	20	10	80			500			15														125	50	235	1438	11	
	100		40		40			100			15															200	1115	12		
	32		30		50			100			12										5				15	170	617	13		
	20		50					100			8															60	350	14		
	100		20	10	16			200			17										5					240	1200	15		
	106		50	8	40			200		100	20															330	1000	16		
	150		50	10	160			300			20															250	2000	17		
	102		30		50			150			10														30	150	1200	18		
								30																			80	370	19	
			30					60																			60	400	20	
			25	6	30			100			2																70	315	21	
			30					100			20																50	475	22	
	100	5	60	20	30			100			10										5				20	120	1150	23		
	50	5	20		20			100			2															18	90	708	24	
	50	4	20	6	60			150			3										5				50	200	650	25		
	50	5	40					150																			128	180	900	26
	65		15		16			40																		20	150	530	27	
	60		10		15			40			4										5					80	400	28		
											1																80	250	29	
	80	5	20	6				200			6										5				150	40	185	1000	30	
		3	20		50			50													5						145	655	31	
	24	2	4					70																		20	90	400	32	
	25		8					100																	200	120	550	33		
			8					50																	200	114	912	34		
								100			3																115	400	35	
	75		10					100			4																18	115	610	36
	30	10	50		20			40			2										5					46	280	1250	37	
	20		20					40																			9	90	356	38
	20		15					100			16										5						120	70	650	39
	20		30					200			2										5						18	230	900	40
	150	63	1475	105	907			4660		650	259	2								296				575	732	1134	36564			

* This will include only such cheese as is made upon the farm. Milk sent to cheese factories will be regarded as milk sold off the farm.



SCHEDULE 3.—Productions of Agriculture in *Fulton Township*, in the County of *Gloucester*, in the Post Office: *Fulton*

Name of Agent, Owner, or Manager.	ACRES OF LAND.			PRESENT CASH VALUE.		Total amount of wages paid to labor, including value of board.	LIVE STOCK, JUNE 1, 1870.								PRODUCE DURING THE YEAR.								
	Improved.	UNIMPROVED.		Of farm.	Of farming implements and machinery.		Horses.	Mules and Asses.	Milch Cows.	Working Oxen.	Other Cattle.	Sheep.	Swine.	Value of all live stock.	WHEAT.		Rye.	Indian Corn.	Oats.	Barley.	Duckweed.	Rice.	Tobacco.
		No.	Wood-land.												Other unimproved.	Dolls.							
1	2	3	4	5	6	7	8	9	10	11	12	13	14	15	16	17	18	19	20	21	22	23	24
Pearce John C	45	75		1200	25		8	3		18	8	6	680		40	6	300	100					
Halley James H	70	60		2000	30	18	3	1	2		2		9	430	192	475	150						800
Henderson David J	60	20	5	4500	180		5		2		3	40	90	530	100	20	250	500					
Turner Eliza Ann	40	40		1600	60	16	4	1	1			15	7	350	60		400	300					
Jackson James A	90	80	70	3000	120	25	3		2		3	4	25	450	12		500	210					
Jackson Robert D							2						5	6	185	40		250	75				
Herring Dabney	75	85		3000	75	50	8		4		8	40	15	860	112		750	450					
Herring William	50	30	25	2000	50	30	6		3		4	11	25	414	160		375	300					500
Dunavant Josephus C	60	60		2500	50	20	3		1			7	10	415	93		180	100					
Knight James D	175	100		5500	410	410	7	5	3	2	50		30	2000	1100		750	600					
Dunavant Josephus	80	50	6	3400	125	40	3		2				10	430	300		180	300					
Dunavant William H	90	70	17	3300	30	30	2		2		2	15	15	425	100		300						
Bybee William	60	60		2400	30	12	3		2			40	20	560	100		500	400					
Leaves John H	50	30		800	20		3		3		1	21	2	485	33		100	100					
Crooks John	60	80	60	3000	20		2		2		1	5	7	240	50		300	100					
Key Martin	100	150	65	6000	50	40	7	3	5		6	75	45	1240	140	12	750	350					
Lanimore Henry	1500	500		24000	500	1800	20	50	40		20	25	25	7275			500	400					
Tucker William B	240	160	380	11000	200	600	2	9	11		10		40	2430	150		1600	800					
Tony William R	160	80		4800	200	300	4	10	5		22	16	12	2057			880	800					
Sampson Monroe	80	35	45	4000	50	80	2		2			10	12	340	80	120	1000	2000					
Brook Thomas R	60	140		3000	60	30	2		2		1	4	8	320	100		250	50					
Carlington John	80	60		2800	50		7		4		3	50	19	701	265		500	200					
Giffin Bernard G	60	30	63	1500	70	16	4		2		2	26	18	710	125		500	100					1400
Dicus Howard	120	180	20	3200	25	50	7	3	5		5	20	20	860	424		300	200					
Nichols Richard H	60	60	20	3500	100	100	3	3	4		6		15	1100	408		750	300					
Nichols Felix G	160	80		7000	100	75	1	4	4		9		20	1000			875	180					
Atkinson Sarah	100	80	40	3400	50		3	2	5		2	25	9	840		75	800	300					
Cresswell George	80	200	40	6400	75	50	5	2	3	2	15	36	20	1024	67		600	200					
Newson Harry	150	124	40	4000	150	75	7		4	4	8	84	4	1038	150		800	100					
Whittington James D	100	95		5700	210	75	2	1	3		5	12	3	600	307		375	500					
Reese James	50	150	40	3600	80	40	8		2		4	25	30	615			150	600					
Looby Julia	30	100	70	2000	10	150	1							75	40		300	300					
Chesley Jacob R	40	40	40	1200	22	20	2		3		1	17	5	430	99		175	20					
Erwin Robert	80	25	18	2000	150	100	4		6	2	10	68	12	1150	130	30	200	300					
Caldwell Thomas A	50	100	110	3000	125	150	6	1	4	4	7	35	16	715	140		450	200					
Cresswell William	40	60	60	3200	10	10	3		4			12	12	465	100		300	100					
Newson David	200	160	40	8000	150	75	4	1	4	2	30	50	20	1400	200		250	1000					
Hyler Simpson	120	120		2800	110		5	2	3		3	20	14	880	250		485	150					
Johnson William A	80	40	27	3670	120	15	6		5		3		12	835	540		375	400					
Herring Andrew C	100	112		3500	100	30	6	6	2		5	15	14	917	160		250	250					800
	1945	3121	4064	105525	3929	4211	150	104	164	16	266	936	101	36501	5692		6550	13420					3500

State of Missouri, enumerated by me on the 17, 18, 21, 22, 23 day of June, 1870.
Heran Cornu, Ass't Marshal.

YEAR ENDING JUNE 1, 1870.

Cotton. Bales (150 lbs.)	Wool. Lbs.	Pens and Beans. Bush.	POTATOES.		Orchard products. Dolls.	Wine. Gallons.	Produce of Market Gardens. Dolls.	DAIRY PRODUCTS.			SEED.			SUGAR.			BEES.		Forest products. Dolls.	Value of Home Manufactures. Dolls.	Value of animals slaughtered or sold for slaughter. Dolls.	TOTAL VALUE. Dolls.										
			Fish. Bush.	Sweet. Bush.				Butter. Lbs.	Cheese.* Lbs.	Milk sold. Gallons.	Hay. Tons.	Clover. Bush.	Grass. Bush.	Hops. Lbs.	Hemp. Tons.	Flax. Lbs.	Flax-seed. Bush.	Silk cocoons. Lbs.					Maple. Lbs.	Cane. Hhds. (1,000 lbs.)	Molasses. Gallons.	Wax. Lbs.	Honey. Lbs.					
25	26	27	28	29	30	31	32	33	34	35	36	37	38	39	40	41	42	43	44	45	46	47	48	49	50	51	52					
1	15		30		20			150			2														15	358	800	1				
2	120	2						150			3															60	775	2				
3	50	6	50	20	20			175			3										5				75	125	900	3				
4	3		100	20				60			8										30				50	110	800	4				
5	12	5	50					180													5					80	528	5				
6	15		10																		7					20	250	6				
7	100		50	20				200			12										12				50	300	1320	7				
8	50		15	15				100													8				20	200	850	8				
9			15		35			75			1															110	300	9				
10			50	20	75			150			20															50	2000	10				
11	40		12	10	8			100																		150	770	11				
12	30		15					50																		160	455	12				
13	100		40	10				150			8														50	137	1000	13				
14	50		15	10				100																	180	104	480	14				
15	20		10	10	20			75			3															100	525	15				
16	220		100		60			150																60	15	1000	40	600	1800	16		
17	400		20		100			200			40															400	1570	17				
18			50	15				200			32															450	2100	18				
19	45		40					200			20															675	1800	19				
20	40		100		20			150			20														17	350	2300	20				
21	10		100		20			75			2														10	120	475	21				
22	100		40					150			8														100	169	1058	22				
23	60	6	15					100			1															183	820	23				
24	50		50		50			200			12														100	400	1300	24				
25			20					150			2															300	1313	25				
26			141		30			200			4															320	950	26				
27	60		10					220			5															18	140	850	27			
28	40	5	10								5															18	140	800	28			
29	132		20		20			150			15															170	1050	29				
30	45		12		50			160			20														20	225	1300	30				
31	40		20		10			100			8															100	610	31				
32			10																							20	360	32				
33	78		12		7			150			8															50	400	33				
34	304	2	100		20			200			20														60	127	1100	34				
35	70		25					20			18														50	30	20	219	1075	35		
36	40	1	12		3			60			4														300	1	12	120	10	60	600	36
37	120		100		40			200			12														115	45	100	1350	37			
38	60		50					200			2																180	750	38			
39			10	15				200			2																264	1250	39			
40	124		20	10	200			200																			200	1050	40			

* This will include only such cheese as is made upon the farm. Milk sent to cheese factories will be regarded as milk sold off the farm.

2648 25 1448 175 508 5350 325 1115 291 24 30 1220 1798 6541 59985

SCHEDULE 3.—Productions of Agriculture in Tutton Township, in the County of Callaway

Post Office: Tutton



1	ACRES OF LAND.			PRESENT CASH VALUE.		7	LIVE STOCK, JUNE 1, 1870.							PRODUCE DURING THE										
	2	UNIMPROVED.		5	6		8	9	10	11	12	13	14	15	WHEAT.		18	19	20	21	22	23	24	
		3	4												16	17								
	Improved.	Wood-land.	Other unimproved.	Of farm.	Of farming implements and machinery.	Total amount of wages paid to laborers including value of board.	Horses.	Mules and Asses.	Milch Cows.	Working Oxen.	Other Cattle.	Sheep.	Swine.	Value of ALL live stock.	Spring.	Winter.	Rye.	Indian Corn.	Oats.	Barley.	Buckwheat.	Rice.	Tobacco.	
	No.	No.	No.	Dolls.	Dolls.	Dolls.	No.	No.	No.	No.	No.	No.	No.	Dolls.	Bush.	Bush.	Bush.	Bush.	Bush.	Bush.	Bush.	Lbs.	Lbs.	
1	Anderson John	40	40	80	1000	20	20	3	1	2	6	21	15	591		119	10	500	180					
2	Lukens Samuel	22	50	28	1500	75	-	2	-	2	1	2	15	435		50		200	60					
3	Miller John	60	80	20	2000	75	100	3		2	2	10	7	525				200	200					
4	Diardoff John H	50	40	15	2000	60		4		2	2		15	570	300			500	400				300	
5	Gentry George H	40	120		2000	75		4	1				9	465				150	60					
6	Thomas George H	75	140	185	2200	50	30	4		1	17	18	6	730	190	25	750	400						
7	Smith John K	22	45		1200	15		1		1			12	200		85		100	100					
8	Hill John	100	120		2000	100	100	4		2	4	35	18	530	100			300	200					
9	Nichols Susan A	30	20	10	1200	40	20	3		1	2	28	7	295	115			200	250					
10	Rice William S	60	40	20	2400	75	50	7	3	2	6	18	18	1300	160			600	280					
11	Nichols Samuel	75	25		4000	50	200	2		1	2		15	380	100			350	350					
12	Kemp George H	16	44		600	30	-	2	-	1		15	8	221	50			200	50					
13	Craighead Am AB	75	200		2750	25	25	5	3	5	2	1	30	840	75			250	400					
14	McIntire Morgan	70	340	100	6600	150		5	4	5	4	35	11	40	3025	300		3000	300					
15	Oarston Benjamin S	160	395		15000	100	-	7	5	3	-	3	21	12	1230	30		500	120					
16	Martin James A	90	100		6000	25		4						300	31			250						
17	Emmons Charles A	90	40	110	7000	50	30	4	-	1	-	8		28	870	50		25	300					
18	Fisher Thomas H	70	10		2000	125	340	3	3	4	-	20		20	1710	150		750	500					
19	Fisher Joseph	150	100	120	10000	100	300	5		6			20	715	294			500	150					
20	Craighead James A	40	120		3000	100	10	2	3	2	3	19	17	550	20			300	300					
21	Brown William L	175	100	45	9600	450	260	1	4	12		20		30	1760	300		500	900					
22	Allen James G	30	30		3000	20	200	2		1		10	13	300	61			250	200					
23	Jameson James H	50	50	60	4800	125	60	5		5	7		18	695	120			500	240					
24	Blackburn Thomas H	100	20		3000	125	75	3	3	6	19		10	1400	150			300	300					
25	Erwin John L	74	60		3350	400	100	2	2	2	6	50	7	920	50	20	140	240						
26	Living William A	70	120	10	3200	70	150	5		4	1		15	340	150			150	150					
27	Jones Angeline	40	50	10	2500	150	25	3	2	4	1	20	12	770	170			250	150					
28	Herring George	20	60	80	1000	10		1	1	2		12	1	283	80			200	20					
29	Beaman Charles H	70	90		3000	100		6		4	7		25	850	130			400	200				1700	
30	Alexander Pat	70	330		3000	130				1	1		3	95	60			200	40					
31	Rupert Mark L	50	270		9600	45	100	3	3	3	-	8		20	940	60		750	150					
32	Gingrich Philip H	300	40	49	1000	400	50	6	-	4	6	25	35	782	240	20	250	480						
33	Snyder John G	20	60	20	500	10	10	2		2				8	84	60		100	90					
34	Brabant Henry	220	140		7400	1000	200	8		5	23		23	1232	275			700	500					
35	Payne Elizabeth	175	5	60	3600	25		2		3	3	22	20	300	220			500	400					
36	Craighead Sarah A	150	300	190	5000	100	200	5	5	4	1	7	20	25	717	250	75	500	300					
37	Craighead George H	25	40	55	1000	12				1				80	No crop last year									
38	Craighead Sarah M	90	280	10	3500	75	50	4	3	2	2	5	21	4	667	220	36	300	90					
39	Kemp Andrew S	50	146		2000	50		3		1	2	4	20	5	330	100	30	150	60					
40	Bradley John R	50	200	200	1500	60	100	3	2	2	6	50	16	600	190			600	20				2400	
		3159	4455	4477	120000	4607	2505	138	49	120	16	236	488	592	2512	5105	211	1141	65	9150	11			14400

State of Missouri, enumerated by me on the 23, 24, 25 & 27 day of June, 1870.
Heran Cornice, Ass't Marshal.


YEAR ENDING JUNE 1, 1870.

Cotton.	Wool.	Fens and Banna.	POTATOES.		Orchard products.	Wine.	Produce of Market Gardens.	DAIRY PRODUCTS.			SEED.					SUGAR.			BEER.		Forest products.	Value of Home Manufactures.	Value of animals slaughtered or sold for slaughter.	TOTAL VALU.						
			Irish.	Sweet.				Butter.	Cheese.*	Milk sold.	Hay.	Clover.	Grass.	Hops.	Temp.	Flax.	Flax seed.	Silk cocoons.	Maple.	Cane.					Molasses.	Wax.	Honey.			
Bales (450 lbs.)	Lbs.	Bush.	Bush.	Bush.	Dolls.	Gallons.	Dolls.	Lbs.	Lbs.	Gallons.	Tons.	Bush.	Bush.	Lbs.	Tons.	Lbs.	Bush.	Lbs.	Hds. (1,000 lbs.)	Gallons.	Lbs.	Lbs.	Dolls.	Dolls.	Dolls.	Dolls.				
25	26	27	28	29	30	31	32	33	34	35	36	37	38	39	40	41	42	43	44	45	46	47	48	49	50	51	52			
	30		20		20			150																	20	160	700	1		
			20		10			50																		60	375	2		
			20					100																		150	388	3		
			80	10				250																		200	1330	4		
			10		12																30				10	180	327	5		
	30		15								2															150	970	6		
			100	4				180																16		30	430	7		
	30		80		10			200			3										20			20	120	700	8			
	40		4					150			2														10	105	533	9		
	75		30					200			6												30		235	1000	10			
	30		100					100			15															138	770	11		
	7		15					50																			75	275	12	
	75		25	15				250			2										100				100	200	900	13		
	38		40					150			14															450	3700	14		
	90		30					40																	30	250	662	15		
			10		20																					120	300	16		
			7		20			25			18															180	550	17		
			40	10				200			8														25	180	1100	18		
			100					300			36															300	1400	19		
	60		20					150																		40	105	600	20	
			250					500			30															542	2000	21		
	40		20					40																		100	500	22		
			35		40			300			12															75	135	900	23	
			15					300			4																350	925	24	
	250		50		40			100			12	5						30	maple							132	1065	25		
			15		40			100			2																170	812	26	
	40		30		38			75			5																132	750	27	
	30		10	10	40			50													50				20	48	410	28		
			70		30			150																			106	750	29	
			50		15			150													15						104	600	30	
			25		20			100																				282	800	31
	80		100		20			300			20	5															250	1700	32	
			20					50													15						63	350	33	
			100		25			500			25																256	1500	34	
	80		10					75			5																40	220	1050	35
	100		100								6																18	200	1155	36
																														37
	65		40		120			75			6										20						60	90	900	38
	60		40		20			30			2										20						30	80	600	39
	150		10					120			1																25	120	1010	40

* This will include only such cheese as is made upon the farm. Milk sent to cheese factories will be regarded as milk sold off the farm.

Handwritten notes and corrections at the bottom of the page, including various numbers and scribbles.

SCHEDULE 3.—Productions of Agriculture in Tutton Township, in the County of Callaway, in the Post Office: Tutton



Name of Agent, Owner, or Manager.	ACRES OF LAND.			PRESENT CASH VALUE.		Total amount of wages paid during the year, including value of board.	LIVE STOCK, JUNE 1, 1870.								PRODUCE DURING THE YEAR.									
	Improved.	UNIMPROVED.		Of farm.	Of farming implements and machinery.		Horses.	Mules and Asses.	Milch Cows.	Working Oxen.	Other Cattle.	Sheep.	Swine.	Value of all live stock.	WHEAT.		Rye.	Indian Corn.	Oats.	Barley.	Buckwheat.	Rice.	Tobacco.	
		No.	Wood-land.												Other unimproved.	Doll.								Doll.
1	2	3	4	5	6	7	8	9	10	11	12	13	14	15	16	17	18	19	20	21	22	23	24	
1 Sarrett Ben F	25	132		600	25		4		2			9	11	194		30		450	150				750	
2 Calvin Thomas D	25	60	30	575	20		3		1					16	305			200	50				900	
3 Christopher Howell	25	40	95	800	50	20	3		1	1	15	9		218		50		300	150				1350	
4 Meier Juniah	50	20	70	800	30		5		3					14	500		60		500	150				2400
5 Smith Joseph B	50	175	75	1000	30	20	8		2		6	22	28	670				750						
6 Purditt Thomas L	50	40	350	2000	50	100	20	3	3	2	1	57	20	782		200	65	1000						2500
7 Jones Zachary	60	100	118	2000	30	100	3	1	1	2	3	20	14	450		125		800						2500
8 Craghead Robert P	35	150	131	1000	15	10	1		1		1	12	2	100		30		150	50					670
9 Hall Joel	45	121		1000	20	15	7		2		1			13	460		145		500	100				2500
10 Pepple Samuel F	85	140	15	3000	200	5	5		3					4	625		184		350	100				
11 Crumshaw Williams	90	110	30	2000	40		4		3		2			13	500		145		120	180				
12 Davis Richard J	100	100	3	3000	100	250	5		4		2	50	20	795		260		700	300					5000
13 Findley Milton	150	220		7400	50		7	2	2		6	20	16	860		300		750						
14 Ingrich David	95	120		5000	75		4		6		9	15	12	1360		400		200	75					
15 Craghead Williams	90	100	115	7500	25	200	4		5	2	12	50	40	950		90		625	300					3000
16 Craghead Calvin	70	70	20	4000	50	140	7		2		2	6	13	918		80		1000	300					
17 Craghead David L	60	100		3200	60	150	2	4	3		5			20	645		46		500	150				
18 Smith George W	50	40	30	3600	125	150	7		5		2	25	15	810		150		500	300					
19 Baskett Martin	120	130		5000	50	150	5	1	4		3	25	22	1065		160		1250	1000					
20 Ficklin Thomas	60	160		3200	70		1		2			20	8	250				250	100					
21 Vanhorn Abram H	60	60		2400	75		2	1	3	2	2	12	11	328				200	300					
22 Dunham Irvin H	90	100	90	5600	130	30	3	4	4		6	36	13	890		150		500	700					
23 Stambaugh Alex	60	240		3000	100		4		2		5			18	570	80	102	87	150	150				
24 Stewart Joseph C	30	30	100	500	25				2	1		1	8	8	167	12	70		50	30				300
25 Berry Samuel H	100	280	60	6500	200	100	1	3	6		14	30	12	1290	30	250	25	500	2000					
26 Blake Abel B	80	120		3000	75		3		3		1	15	13	550	8	50		300	200					300
27 Thomas Oliver P	24	16	100	1000	25	60	2	3	2		2	18	15	350		112		400	150					900
28 Berry Gibbs	75	80	182	3000	25	40	4		2		2	25	8	560		170	15	100	125					500
29 Smith William H	125	75		6000	350		4		4		5	5	33	900		315		360	600					
30 King J. E. C. O	400	171		1420	500	600	4		39		5			8	1780		125		250	75				
31 Lanning John	75	125		3000	200		6		3		3			8	624				300	300				
32 Ramsey Jerry	30	60		1600	20						2			15	260				200	150				1000
33 Singleton Middleton G	870	543	713	40000	300	700	16	5	24		29	83	30	1800		142	50	3500	1000					
34 Backer Philip H	70	60	80	2000	150	50	5	2	2	2	4			22	980		100		250	150				
35 Backer Engle	100	60	100	3300	150	120	7		3		8			30	885		225		600	600				
36 Craig David H	100	30	30	3200	150	100	4	5	5		4	30	20	1100		100		150	300					
37 Williamson William	40	40		400	100	60	3		3		1	10	10	290		60		300	100					1500
38 Willingham John	15	12	63	400	10		1		1					2	75				225	125				
39 Anderson Glover	20	40	20	600	15		2		2		3	9	8	207		50		100	40					
40 Gibbs Samuel C	18	75		500	70		2				1			8	104									

Handwritten notes and totals at the bottom of the page, including numbers like 3704, 4295, 1520, 1540, 95, 3735, 3220, 100, 30, 104, 12, 151, 590, 602, 4239, 130, 4470, 242, 19030, 1600, 25020.

State of Wisconsin, enumerated by me on the 28, 29 & 30 day of June & July, 1870.

Horace Loomis, Ass't Marshal.

YEAR ENDING JUNE 1, 1870.

Cotton.	Wool.	Peas and Beans.	POTATOES.		Orchard products.	Wine.	Produce of Market Gardens.	DAIRY PRODUCTS.			SEED.					SUGAR.				BEES.		Forest products.	Value of Home Manufactures.	Value of animals slaughtered or sold for slaughter.	Estimated value of all farm production, including betterments and additions to stock.					
			Irish.	Sweet.				Butter.	Cheese.*	Milk sold.	Hay.	Clover.	Grass.	Hops.	Hemp.	Flax.	Flax-seed.	Silk cocoons.	Maple.	Cane.	Molasses.					Wax.	Honey.			
(450 lbs.)	Lbs.	Bush.	Bush.	Bush.	Dolls.	Gallons.	Dolls.	Lbs.	Lbs.	Gallons.	Tons.	Bush.	Bush.	Lbs.	Tons.	Lbs.	Bush.	Lbs.	Hds. (1,000 lbs.)	Gallons.	Lbs.	Lbs.	Dolls.	Dolls.	Dolls.	Dolls.				
25	26	27	28	29	30	31	32	33	34	35	36	37	38	39	40	41	42	43	44	45	46	47	48	49	50	51	52			
	18	3	8					25												10				12	99	550	1			
			30		15			10																	100	350	2			
	40		8					25			3														210	650	3			
			20					150																		60	750	4		
	60		20	4	5			300			7															360	900	5		
	65	5	15		20			100																	50	480	1600	6		
	50	1	100	10	50			60														10	60		15	125	950	7		
			20	5				20																			25	250	8	
			20	5				150																			150	900	9	
			100		20			150			7																65	675	10	
			70		25			40																			87	460	11	
	110	6	20					50			16														20	208	1750	12		
	80	2	40	15				25			4															150	950	13		
	96		200	20	180			1300			15												70		210	1650	14			
	100		30		50			100			20												120		20	195	1400	15		
	23			4	100			100																			60	950	16	
			20	5				250																		10	85	556	17	
	125		50		25			300			9																250	1100	18	
	200		15		20			300			10																505	2000	19	
	60		50		15			100																			105	375	20	
	18			3				30			2																105	400	21	
	100		80		30			150			10																71	200	1250	22
			60		10			100			15																84	750	23	
	22																										100	2600	24	
	150		100		80			350			24															80	720	2500	25	
	50		40		10						20																57	1000	26	
	36		20					75																			28	95	700	27
	110		12		10			60			3																85	575	28	
	30		100		40			200			7	2															144	1200	29	
			200		80			200	5000		25																225	1700	30	
			50		15			100																				220	600	31
			60								3								100								60	460	32	
	200		30		20			570			78																770	4237	33	
			25		6						3																108	464	34	
			80		50			100			10																190	1245	35	
	100		30		20			100			3															50	285	900	36	
	40		15					50			3																20	133	700	37
								40											20								15	45	260	38
	12		20		5			40							10	1										15	80	250	39	
																														40

1895 17 1725 770 845 5650 5000 294 20 10 1 120 43 350 400 443 38219 7153

* This will include only such cheese as is made upon the farm. Milk sent to cheese factories will be regarded as milk sold off the farm.



SCHEDULE 3.—Productions of Agriculture in Fulton Township, in the County of Callaway, in the Post Office: Fulton

Name of Agent, Owner, or Manager.	ACRES OF LAND.			PRESENT CASH VALUE.		Total amount of wages paid during the year, including value of board.	LIVE STOCK, JUNE 1, 1870.								PRODUCE DURING THE YEAR.									
	Improved.	UNIMPROVED.		Of farm.	Of farming implements and machinery.		Horses.	Mules and Asses.	Milk Cows.	Working Oxen.	Other Cattle.	Sheep.	Swine.	Value of all live stock.	WHEAT.		Rye.	Indian Corn.	Oats.	Barley.	Buckwheat.	Rice.	Tobacco.	
		No.	Wood-land.												Other unimproved.	Dolls.								Dolls.
1	2	3	4	5	6	7	8	9	10	11	12	13	14	15	16	17	18	19	20	21	22	23	24	
Byers Preston	30	30	100	800	210	-	2	3				3	280		60		370	50						
Bradley Arthur H	21	130		1000	25		3	2		4	30	12	338		108		5	200	100					1300
Hall David R	36	44		500	30		2					13	260		40	40	375	200						
Pace J N & Pickett Am	410	40		800	50	20	3	2	4		3	15	4	780		150		300	200					
Hay John S.	40	102	100	1100	100		2		1			10	11	390		60	20	200	80					
Franklin Jossutt	15	100	45	1200	25		2		1			15	6	210		140		400	50					1000
Callaway Joseph P	50	70		2000	50	70	3		2	2	2	30	17	350		100		750	80					3000
Smith Wm Henry	20	160		500	25		2		2		1	20	14	312		75	10	300	30					2200
Rob Isaac S	38	200	45	1500	50		3		2	2	3	21	23	490		20		850	50					2400
Lawrence Charles G	30	20	90	1200	20	10	2		4			25	14	464		70		320	100					1200
Harris George W	15	40	48	1000	30	6	6		2		2	30	18	560		43		375	50					1800
Lawrence Elizabeth	25	100	35	1000	50		2		1			20	12	416		60		250	120					
Lawrence Linnard H	15	25		500	10		2		2				18	215		48		175	50					1200
Craghead Samuel	85	75	50	1600	50	30	3		3		3	5	8	870		140		375	125					1200
Barnes Lewis S	40	200	120	2000	300	100	3		5		4		25	490		40		750	35					2000
Gibert Thomas L	40	360		2000	200	60	5		4			15	12	640		75		400	110					2500
Craghead John	100	400	100	6000	130	40	6	2	3		4	50	30	835		215		625	500					1500
Booth John W	20	185		2000	30	15	2		2		1	14	11	266		50		150	180					600
Booth S. W. G.	100	300	400	4000	25	100	4		4				30	790		250		1000	80					1200
Wernack Allev	90	130		3300	125	100	5	1	3		1	28	12	850		175		570	300					5500
Williamson John J	85	75		1000	35	150	5		4		4	24	14	685		104		500	90					1000
Meatley Charles K	30	200	50	1500	50		2		2			18	8	208		75		200	500					2500
Williamson Robert	90	190		3000	100	150	5		5		1	25	30	790		100		570	100					1300
Hoays Robert	25	100	35	800	80		3		2		2	5	8	360		50	20	175	50					
Harrison Elizabeth	60	10	50	3200	100	20	7	5	4		5		45	1685		70		100	500					
Palmer William Y	200	400		8000	350	400	7	20	3		7	21	45	1390		600		750	400					
Lamar Benjamin	50	125	25	2000	150	100	2	3	7		6	25	6	830		200		625	570					
Perry John	210	96		9150	400		10		8		26	38	18	1920		500		1000	500					
Cunham George W	100	25	75	2000	75		4		3			14	6	440		120		175	150					1500
Smart Moses B	100	140		2000	125	100	8	1	1		2	50	14	1180		215		625	100					2000
Galwitz Peter	45	100	75	1500	80		3		3		3	13	5	420		120		225	50					600
Garrant Stephen	60	154		2400	15		3	2	2		2	40	6	460				50						
Thomas Solomon H	16	60		500	25	12	3		3			9	9	230		70	10	210	60					1000
Jewell Isaac A	15	75		700	15		3		1					240				120	130					3000
Davis Noah P	45	175		1000	160		1						2	86		No crop last year								
Pugh Martha	200	380		5800	200	200	8	2	13		7	20	18	1050		270		250	300					
Lovlace Elkanah A	40	60	20	1200	100		3		3	2	1	50	7	260		80		300	150					1500
Lovlace George W	20	20		600	25		1		2		2		1	190		63		150	40					600
Meatley Thomas H	60	140		2000	80	75	5		6		2	35	20	685		100		250	200					2500
Craghead William T	25	175		1800	40	300	3		3			11	10	285		75		250	100					2000

2212 534 1103 4450 3570 2055 145 20 125 6 110 725 562 2262 5267 100 15540 6510 14 147200

State of Minnesota, enumerated by me on the 14th day of July, 1870.
Heran Cornue, Ass't Marshal.

YEAR ENDING JUNE 1, 1870.

Cotton.	Wool.	Peas and Beans.	POTATOES.		Orchard products.	Wine.	Produce of Market Gardens.	DAIRY PRODUCTS.			SEED.			Hops.	Hemp.	Flax.	Flax-seed.	Silk cocoons.	SUGAR.		Molasses.	BEES.		Forest products.	Value of Home Manufactures.	Value of animals slaughtered or sold for slaughter.	Estimated value of all farm production, including bet-terments at addition to stock.														
			Bales (450 lbs.)	Lbs.				Bush.	Bush.	Dolls.	Gallons.	Dolls.	Lbs.						Lbs.	Gallons.		Tons.	Bush.					Bush.	Lbs.	Tons.	Lbs.	Bush.	Lbs.	Hds. (1,000 lbs.)	Gallons.	Lbs.	Lbs.	Dolls.	Dolls.	Dolls.	Dolls.
			9					25											44						90	450	1														
	27		40	10				100																	100	125	650	2													
			50					50																		107	545	3													
	60		25																						10	100	444	4													
	40		20					60												50						60	306	5													
	70		25	20	5			10			4									100					70	100	818	6													
	30		20	20				100																	25	670	1862	7													
	38		15	5				35			3															150	678	8													
	50		15		20			60																	12	250	1033	9													
	60		20					75																	25	196	703	10													
	30				20																					100	603	11													
	30		6					60																		10	100	385	12												
			15					30			3														10	104	475	13													
			20	10				200			6									75					20	120	1026	14													
	40		12					40																		150	807	15													
	200		15	10	40			150			8														18	272	1222	16													
	6		10					75																		150	1157	17													
	26		15	4	60			150			2															160	636	18													
	75		30		25			300			8															40	210	1535	19												
	100		50	10	25			150			10															70	115	1600	20												
	41		15	12	40			50			4				50											50	140	1139	21												
	60		50	10	25			200			5																162	1176	22												
	15		5					50			3																60	640	23												
				10				50			2																146	400	24												
			20		10			200			6															30	250	758	25												
	40		50	10	20			300			12														5	100	150	290	1680	26											
	60		75					75			4														15		232	1051	27												
	152		50					450			14																40	456	913	28											
	56		40		25			160			10																100	240	1185	29											
	100		40		25			50																			12	180	1181	30											
	50		30					100			8								40		maple					10	40	180	807	31											
			10					75																			15	60	123	32											
			40					75																					400	33											
			20		75			40			2																		500	34											
																															35										
	80		15					430			4																25	260	1503	36											
	90		20		25			150			2																	200	800	37											
			30					150			1																	100	385	38											
	90		20		25			160			3																200	916	39												
	25		30					150			4																	100	645	40											

* This will include only such cheese as is made upon the farm. Milk sent to cheese factories will be regarded as milk sold off the farm.



SCHEDULE 3.—Productions of Agriculture in Tullon Township, in the County of Callaway, in the Post Office: Tullon

Name of Agent, Owner, or Manager.	ACRES OF LAND.			PRESENT CASH VALUE.		Total amount of wages paid during the year including value of board.	LIVE STOCK, JUNE 1, 1870.								PRODUCE DURING THE YEAR.								
	Improved.	UNIMPROVED.		Of farm.	Of farming implements and machinery.		Horses.	Mules and Asses.	Milch Cows.	Working Oxen.	Other Cattle.	Sheep.	Swine.	Value of all live stock.	WHEAT.		Rye.	Indian Corn.	Oats.	Barley.	Buckwheat.	Rice.	Tobacco.
		No.	Wood-land.												Other unimproved.	Dolls.							
	1	2	3	4	5		6	7	8	9	10	11	12	13	14	15	16	17	18	19	20	21	22
1 Gilbert Amsted B	25	95		570	60	10	2	2				5	250		50		375						2500
2 Phillips John W	50	100	70	4000	80	150	4	2	2			20	26	790		200		800	200				
3 Brooks Thomas A	32	88		600	40	5	2		2			6	9	260		80		250	60				1500
4 Nichols William B	30	80		600	15		2		2			20	9	360		60		150	150				1100
5 Noble Joseph	95	200	68	2000	75	175	7		3			55	18	802		285		300	400				1700
6 Gilbert James L	50	70		1100	80	25	4		3			25	6	828		80		175	100				2000
7 Tilkner Philip H	60	60		1000	100	20	4		2	2			14	320		300		100	200				1000
8 Robinson Josephus	15	35		400	40		2						1	180				25					
9 Dublin James E	40	80	40	1600	80		3		2			18	7	590		30		200	300				1500
10 Pasley Fleming R	160	160		4000	100		2	1	6	2	3	25	14	336		100	30	200	150				
11 Dublin Thomas G	80	120		2000	50		4		2			25	2	330		50		200	100				1500
12 Miller John G	50	30	20	1500	25	60	3	1	2				13	570		12	20	300	360				
13 Dunavant James L	200	100		3000	75	120	6		1				9	380		300		900	600				2000
14 McBlair H Clay	100	100		2600	25	25	8		2			4	8	888		260		450	150				
15 Bolts Elijah P	200	200		4000	300	500	1	4	5			23	40	1290		448		300	100				3000
16 Smith James H	100	45		1450	100		3		3				17	400		200	40	150	60				1600
17 Galbraith Angus	50	200	138	1000	25	50	2		2	2		12	10	246		170		200	50				1700
18 Spicer Litta V	150	100	150	4000	150		4	1	3			30	25	875		145		350	240				
19 Roberts James G	50	90	20	1800	75		3		3			20	5	540		65		450	150				600
20 Gibbs Churchill J	40	50	68	1600	10		3		3			12	10	295		20		100	200				
21 Pelt John W	49	40		1000	125	100	3		2	2			6	345		40	10	200	200				600
22 Cocton Justin	40	48		1000	40		3		1			30	7	350		40		250	40				400
23 Pugh Calvin	40	20		2600	100		2	1	2				33	365		20		180	350				
24 Swickton Samuel S	10	80		200	20		1						8	172		30		50					500
25 Turquon William M	25	55		400	75		1		1				10	110	No crop raised Callaway								
26 Dunlap James M	75	80		4000	150	175	6		2			4	7	1270		100		500	250	40			1000
27 Dunlap David M	60	100		4000	150	25	2	2	2			6	7	660		75		400	150				500
28 Bailey Holman	100	100		5000	75	26	6		5				11	950		183		600	300				
29 Upham Phineas	175	140		8000	400	360	8	2	10			14	75	2070		165	65	420	800				
30 Stultz Henry	70	100	30	2500	60	25	3		3			20	20	505		80		500	300				
31 Sacree George	40	25	15	1000	50		6		2				16	540		100	20	625	100				
32 Simco Wharton	60	100	180	3000	50		7	6	7			3	28	1775		300		600	840				
33 Jones Frederick Y	50	110		1600	125	180	4	2	4			4	20	650		60	8	400	50				500
34 Dunlap Richard C	50	75	35	2000	100	75	2		5	2	3	17	14	750		200		375	500				
35 Roberts Pamela W	32	33		1000	20	30	2		3			2	2	345		50		250	150				200
36 Berry John G	70	30		2000	100	150	5		4			4	35	685		120		500	300				2000
37 Pugh Madam	60	100		2000	100		4	1	4				15	635		196		200					
38 Wright Thomas	100	140		1500	200		3		3				30	385		195		250	200				650
39 Houchins Edward S	45	45		1000	60		2	1	2			2	25	412		160		250	200				1000
40 Pugh Stephen	100	95		2000	150		3		4			1	10	650		110		500	250				

2425 3400 534 64250 3675 2286 142 24 116 10 131 714 429 23674 5059 193 1295 2200 501 40 111 3200

SCHEDULE 3.—Productions of Agriculture in Fulton Township, in the County of Callaway, in the Post Office: Fulton

Name of Agent, Owner, or Manager.	ACRES OF LAND.			PRESENT CASH VALUE.		Total amount of wages and other expenses including value of board.	LIVE STOCK, JUNE 1, 1870.								PRODUCE DURING THE YEAR.								
	Improved.	UNIMPROVED.		Of farm.	Of farming implements and machinery.		Horses.	Mules and Asses.	Milch Cows.	Working Oxen.	Other Cattle.	Sheep.	Swine.	Value of ALL live stock.	WHEAT.		Rye.	Indian Corn.	Oats.	Barley.	Buckwheat.	Rice.	Tobacco.
		Wood-land.	Other unimproved.												Dolla.	Dolla.							
	No.	No.	No.	Dolla.	Dolla.		Dolla.	No.	No.	No.	No.	No.	No.	Dolla.	Bush.	Bush.	Bush.	Bush.	Bush.	Bush.	Bush.	Libs.	Libs.
1	2	3	4	5	6	7	8	9	10	11	12	13	14	15	16	17	18	19	20	21	22	23	24
Hardin George	18	-	-	3600	25	-	1	1	1	-	1	1	5	180	-	20	-	125	75	-	-	-	-
Hardin Mary	20	50	170	1600	100	-	2	1	2	-	-	-	12	332	76	-	-	-	-	-	-	-	-
Debo Annie	15	10	15	4000	75	-	2	-	2	1	10	13	215	-	-	-	200	50	-	-	-	-	-
Hoarny Samuel P	40	60	20	1400	50	-	6	-	5	1	28	13	581	40	-	-	750	150	-	-	-	500	-
Davis Walter A	30	50	-	1000	25	-	1	2	4	2	14	9	400	-	-	-	50	100	-	-	-	-	400
Bishop John	100	220	-	4800	150	-	2	1	2	8	20	9	610	80	8	300	400	-	-	-	-	-	-
Smart Jackson D	80	20	20	2200	100	-	4	-	1	1	-	3	570	-	-	-	250	60	-	-	-	-	-
Houff Jacob	80	180	-	5600	200	-	5	-	6	3	20	10	1000	130	-	-	675	350	-	-	-	-	-
McCracken Otho	160	180	60	8000	350	150	9	3	8	12	60	40	2140	10	90	1000	400	-	-	-	-	-	-
Boulware Theodore J	90	50	20	4000	120	-	2	1	2	4	-	14	680	40	40	350	300	-	-	-	-	-	300
Fant Linzfeld J	100	90	50	7000	50	-	4	5	3	2	5	12	1495	30	-	-	500	480	-	-	-	-	1500
Dawson Columbus	100	28	-	8000	100	150	13	7	4	4	17	6	1875	94	-	-	750	200	-	-	-	-	-
Rowley John	150	100	150	4750	150	-	2	-	2	2	9	11	400	Just purchased the farm							-	-	-
Shrekeld Siera	230	210	-	5250	600	200	11	5	8	6	50	23	2686	100	15	500	600	-	-	-	-	-	-
Neelbit William F	260	95	-	10000	800	500	5	7	5	5	16	30	2582	-	-	-	1375	500	-	-	-	-	-
Craig William J	280	70	70	4000	250	500	15	6	12	15	-	40	1915	300	25	1250	300	-	-	-	-	-	-
Brandon Ann	160	300	500	19200	500	-	10	6	22	25	60	22	5410	120	-	-	1000	500	-	-	-	-	-
Fisher Walter L	80	80	-	3200	175	-	3	-	3	6	-	5	750	60	-	-	-	600	-	-	-	-	-
Boulware Martha	100	125	-	3375	250	75	7	2	6	4	30	12	1400	80	-	-	375	50	-	-	-	-	-
Kinyon Willard	200	100	95	14000	300	600	8	1	30	14	80	20	2800	180	-	-	400	500	-	-	-	-	-
Drown Edwin C	90	50	20	4000	100	-	4	-	5	5	-	20	900	120	-	-	300	300	-	-	-	-	-
Griggs Ambrose	150	170	-	6400	60	150	2	2	3	28	-	10	788	-	-	-	120	100	-	-	-	-	300
Miller William W	120	40	-	4000	100	-	8	-	4	-	-	22	25	1204	-	-	-	1550	1000	-	-	-	-
Wiest Richard H	80	40	-	1560	25	40	2	-	2	2	-	4	385	125	-	-	1050	150	-	-	-	-	-
Trindle William	200	80	-	7000	300	-	12	3	7	10	25	25	2285	-	-	-	750	200	-	-	-	-	-
Miller Mark A	260	100	-	9000	400	150	7	4	6	30	20	22	2075	50	-	-	280	500	-	-	-	-	-
Crowson Richard J	120	80	40	5800	200	150	4	-	8	6	15	17	95	-	-	-	320	300	-	-	-	-	-
McKiliff James	200	80	80	8000	400	560	3	1	5	25	40	40	1920	68	-	-	1000	620	-	-	-	-	300
Crowson William	50	70	-	2500	25	-	5	1	3	2	15	10	620	14	-	-	200	560	-	-	-	-	-
Greenamyer Joseph	30	100	105	2000	150	125	5	-	6	6	19	10	695	60	60	60	300	-	-	-	-	-	-
Wise James	85	20	20	3000	100	-	6	-	3	13	-	16	1050	15	-	-	1000	400	-	-	-	-	-
Hockaday Emily	200	395	-	14625	150	300	2	2	12	8	-	17	1290	-	-	20	500	1200	-	-	-	-	-
Neelbit Thomas B	240	240	350	21900	300	700	7	20	10	2	18	23	10	2650	17	15	1200	600	-	-	-	-	-
I do hereby certify that the above and within contains a true and correct copy of the original census returns of "Products of Agriculture" in Fulton Township Callaway County, State of Missouri and that the same has been well and truly made according to law																							
Hiram Kearney Assistant Marshal																							

4118 3473 1775 19720 1150 4350 179 81 202 6 270 606 536 1999 253 15150 1005 3300



SCHEDULE 3.—Productions of Agriculture in Liberty Township, in the County of Callaway, in the Post Office: Sutton

127

Table with columns: Name of Agent, Owner, or Manager; ACRES OF LAND (Improved, Wood-land, Other unimproved); PRESENT CASH VALUE (Of farm, Of farming implements and machinery); LIVE STOCK, JUNE 1, 1870 (Horses, Mules and Asses, Milch Cows, Working Oxen, Other Cattle, Sheep, Swine, Value of A.L. live stock); and PRODUCE DURING THE YEAR (Wheat, Rye, Indian Corn, Oats, Barley, Buckwheat, Rice, Tobacco).

Handwritten totals and signatures at the bottom of the table, including names like 'W. H. Remond'.

State of Massachusetts, enumerated by me on the 17.18.19th of 20 day of August, 1870.
Hiram Cornwell, Ass't Marshal.

YEAR ENDING JUNE 1, 1870.

Cotton. Bales (50 lbs.)	Wool. Lbs.	Peas and Beans. Bush.	POTATOES.		Orchard products. Dolls.	Wine. Gallons.	Produce of Market Gardens. Dolls.	DAIRY PRODUCTS.			SEED.					SUGAR.			BEES.		Forest products. Dolls.	Value of Home Manufactures. Dolls.	Value of animals slaughtered or sold for slaughter. Dolls.	Estimated value of all the produce including bat- terments and addi- tions to stock. Dolls.	TOTAL VALUE.								
			Irish. Bush.	Swet. Bush.				Butter. Lbs.	Cheese.* Lbs.	Milk sold. Gallons.	Hay. Tons.	Clver. Bush.	Grass. Bush.	Hops. Lbs.	Hemp. Tons.	Flax. Lbs.	Flax-seed. Bush.	Silk cocoon. Lbs.	Maple. Lbs.	Cane. Hhds. (1,000 lbs.)						Molasses. Gallons.	Wax. Lbs.	Honey. Lbs.					
25	26	27	28	29	30	31	32	33	34	35	36	37	38	39	40	41	42	43	44	45	46	47	48	49	50	51	52						
1	17							50			6														15	140	985	1					
2	20		15					50																		170	700	2					
3			20					200			26												25			295	1700	3					
4			20					100			5												60			200	710	4					
5			20					300																		280	1145	5					
6			15					150																		1000	2112	6					
7	100							100			25														15	1016	1870	7					
8			30		40			100			12															50	120	800	8				
9	100		50					100																		75	20	254	830	9			
10					40			100			20																280	1145	10				
11			30		20			100			20																40	500	2020	11			
12			10		80			100			4																	790	2520	12			
13			25		16			50			40																	370	835	13			
14	125		150		60			350			8																20	1164	1500	14			
15	90		10	10	40			350			84																	4200	6040	15			
16																															16		
17	24							10																			35	120	340	17			
18	21		20		15			100			18																		358	1250	18		
19					60			50			90																		200	2435	19		
20																															20		
21	65				20			200			15																100	1120	1210	21			
22	20		50		20			75			4																		50	860	22		
23	100		10					51			4																		200	940	23		
24	80		20	10	40			520			100																		2100	4620	24		
25	200				40			200			14																	15	150	1975	25		
26	125		20		25			300			210																150	12800	15769	26			
27			50		50			300			30																		550	2175	27		
28	60							100			20																		200	860	28		
29	80		10		50			360			20																100	480	1540	29			
30																															30		
31								100																					100	13	60	370	31
32	120		20		40			360			45																		50	250	1715	32	
33			9					50			5																			100	400	33	
34	50		10	4	25			200			18																		100	266	12440	34	
35	50		20		50			200			5																		50	200	1315	35	
36	350		200	10				200			35																			150	1325	36	
37			25		10			360																						220	1770	37	
38			15		25			200			14																		20	200	1520	38	
39			6					200			3																		100	25	1849	3770	39
40								100																						75	225	40	

1797 880 34 766 645 900 35 995 153 1237 92536

* This will include only such cheese as is made upon the farm. Milk sent to cheese factories will be regarded as milk sold off the farm.

SCHEDULE 3.—Productions of Agriculture in Liberty Township, in the County of Callaway, in the

Post Office: Tutton



1	ACRES OF LAND.			PRESENT CASH VALUE.		7	LIVE STOCK, JUNE 1, 1870.									PRODUCE DURING THE								
	Improved.	UNIMPROVED.		Of farm.	Of farming implements and machinery.		Horses.	Mules and Asses.	Milk Cows.	Working Oxen.	Other Cattle.	Sheep.	Swine.	Value of ALL live stock.	WHEAT.									
		Wood-land.	Other unimproved.												Dolls.	Dolls.	No.	No.	No.	No.	No.	No.	No.	Dolls.
2	3	4	5	6	7	8	9	10	11	12	13	14	15	16	17	18	19	20	21	22	23	24		
1	800	200		2000	600	800	2	4	9		130	50	28	8440		100		400						
2	250	280	173	14000	500	1250	4	7	16		25		26	2900		400	60	2600	300					
3	140	40		4500	200		4		1				20	500				625	400				640	
4				R	75		5		6				40	3	980		110	41	375	90			3000	
5	120	275		4000	200	250	5	8	5		3		18	1600		250		700	250					
6	30	10		400	40		1		1				25	250				250					2800	
7	80	120		2000	70		2		3				14	375		202		800	600				2630	
8	45	35		1200	75		3		1				2	12	566		44	94	500	60				
9	150	250		5000	75	175	4	1	2		2		14	640		No crop raised last year								
10	150	190		3000	100		3	1	5				20	650		20		500	200					
11	160	120	250	11000	200	50	6	34	5	14	50	49	20	6110		40		1500	400					
12	120	40		3000	150		2	2	3				6	670										
13	130	110		4800	100		4		2		3	10	11	717				380	200					
14	400	300		10000	150	50	6	57	5		7	18		3525				750	600					
15	18	60		800	25		3						13	290		50								
16	50	30	80	3200	75		2	2	1				10	500		No crop raised last year								
17	200	240		5800	250		6	4	9		12	44	24	1670		180	12	900	500					
18	40	40		1000	75		2		5		4	10	10	480		40		350	100					
19	110	120		2000	100		4		6		4	50	8	750		40	60	450	60					
20	330	320		17000	200		12	24	10	2	70	50	25	10300		65	8	1000	600					
21	44	36		1600	50		4		14		3	10	30	525				800	200					
22	150	120	80	6000	70		5	3	5		20	10	40	1535		60		700	300					
23	100	220		6000	75		2	2	2		6		25	880				600						
24	75	40	45	3000	100	150	4	1	7		7		37	1290		19		1200	150					
25	150	80	210	8800	100		3		3		12	20	20	920				250	100					
26	160	40		3200	50		9		3		13	18	2	877				500	450					
27	20	260		2500	150		4		3		3		16	800				500	120				1500	
28	80	130		2000	20		4	1	8		6	12	20	1800		60		800	300					
29	80	40	40	3200	100		4		3		20	10	890		70			750	300					
30	30	150	40	1500	30		2		1		4		5	350		17		350	100					
31	100	60		2700	175		9		7		15		8	1390				900	700					
32	600	400		18000	300	400	7	4	12		40	50	70	3290		70		1500	500					
33	79	50		2500	100		5		3		2	8	16	737		20		350	200					
34	100	60	200	7200	200	200	10	3	3		30	30	20	2000		130		750	600					
35	300	200		10000																				
36	20	20	60	2000	75		4		1		18	4	470					500	120					
37	60	80	78	2200	50		7		7		6		8	950				500	150					
38	400	140	660	24000	300	350	6	3	4		7		40	1910		No crop raised last year								
39	300	200	380	17600	200	300	9		6		6		12	1390				500						
40	90	80	60	4500	150	200	8	1	4		8		14	1250				500						

6416 5180 2350 4400 3560 265 186 14 180 67 428 54 67 3 474 1957 187 23600 8760 10500

State of Missouri, enumerated by me on the 22, 23, 24 & 25 day of August, 1870.
Herwin Cornell, Ass't Marshal.

YEAR ENDING JUNE 1, 1870.																									TOTAL VALUE.			
Cotton.	Wool.	Peas and Beans.	POTATOES.		Orchard products.	Wine.	Produce of Market Gardens.	DAIRY PRODUCTS.			SEED.			Flax.	Flax seed.	Silk cocoons.	SUGAR.		Molasses.	BEES.		Forest products.	Value of Home Manufactures.	Value of animals slaughtered or sold for slaughter.	Estimated value of all farm production, including betterments and additions to stock.			
			Bales (450 lbs.)	Lbs.				Bush.	Bush.	Bush.	Dolls.	Dolls.	Lbs.				Lbs.	Gallons.		Tons.	Bush.					Bush.	Lbs.	Tons.
25	26	27	28	29	30	31	32	33	34	35	36	37	38	39	40	41	42	43	44	45	46	47	48	49	50	51	52	
	175		50		20			360			44														5700	6655	1	
			25		20			150			20														380	2500	2	
					100			50																			680	3
	52	4	20					125			2									17		40		18	180	330	4	
		2						200			12														260	1182	5	
	48							60																	100	525	6	
																									200	1915	7	
																									179	560	8	
																												9
			10					100			1														180	1170	10	
	180		20		25			360			21												200	25	445	1900	11	
																												12
	35							100			2														185	500	13	
	75		15					200			12													30	200	1115	14	
			25		20																				60	142	15	
																												16
	90		75		32			500			36														80	285	1800	17
	20		12					100			4														20	110	475	18
	150		40					200																	90	520	19	
	125		12					200			60														640	2460	20	
	20		60					50																	270	670	21	
	40	10						50			2														205	815	22	
			10					100																	305	635	23	
			50					200			37												60		360	1520	24	
	45		10		10			200			6														179	485	25	
	50		10		25			150			35													30	132	1100	26	
			12					100																	270	775	27	
	82		15					150																	80	1000	28	
			15					30			2														60	760	29	
			15					30			2														60	365	30	
			50					250			6														395	1300	31	
	125		15	8	9			365			20												50		280	2210	32	
	20		10					100																36	110	450	33	
	65		12					150			10														1100	2175	34	
																												35
	18																								50	370	36	
								150			12												50	20	137	685	37	
																												38
			25		20			360			100														1160	254	39	
			20		20			250			30												200		1350	2035	40	

1385 16633 81292 1390 17 636 223 1565 40733

* This will include only such cheese as is made upon the farm. Milk sent to cheese factories will be regarded as milk sold off the farm.



SCHEDULE 3.—Productions of Agriculture in Liberty Township, in the County of Callaway, in the Post Office: Fulton

Name of Agent, Owner, or Manager.	ACRES OF LAND.			PRESENT CASH VALUE.		Total amount of wages paid during the year, including value of board.	LIVE STOCK, JUNE 1, 1870.								PRODUCE DURING THE YEAR.									
	Improved.	UNIMPROVED.		Of farm.	Of farming implements and machinery.		Horses.	Mules and Asses.	Milk Cows.	Working Oxen.	Other Cattle.	Sheep.	Swine.	Value of all live stock.	WHEAT.			Indian Corn.	Oats.	Barley.	Buckwheat.	Rice.	Tobacco.	
		Wood-land.	Other unimproved.												Dolls.	Dolls.	Bush.							Bush.
No.	No.	No.	No.	No.	No.	No.	No.	No.	No.	No.	No.	No.	Dolls.	No.	No.	No.	No.	No.	No.	No.	No.	No.		
1 Jesse Samuel	18	50		2600	150		12	5	5			30	20	2115		143	30	750	250					
2 Bryan William M	30	50		2000	100		2		3		1	35	12	375				150	80					
3 Lewis Noble P	35	45		1200	25		2		1		4		7	250				250	50					
4 Craig William L	150	150		6000	100	300	2	2	2				20	900				1500	300					
5 Ellen Warren	30	80	80	3000	100		6		6		4	34	11	970				375	70					
6 Scott Edward	110	30	150	5000	70	250	5	3	3				12	1050				500	75					
7 Smith George L	80	40		2400	500		3	15	4		2	75	16	2155				900	150					
8 Ellen Elizabeth	50	130	20	3000	50	300	3		3		4	25	10	645				370						
9 Burt Franklin	240	320	160	11840	500		10	10	11		20	35	70	2315		105		1500	500					
10 Porter James R	40	40	40	2400	100		8		5			11	40	1200		18	25	750	270					
11 Mc Donald Joseph	100	180	180	4000	100		5	1	5		6	30	40	1260				1800	200					
12 Martin Henry W	80	40		2400	75		2		3			14	19	520		26		900	500					
13 Mc Pherson William	200	190		7000	200	125	7		9		17	90	30	1475				1500	350					
14 Goodmans Henry L	45	10	25	1200	50		3		3		11		14	620		41	6	425	150					
15 Bayham John G	100			2500	50	150	2	1	2		1		46	495				1000	100				1600	
16 Fry Ambrose	110		56	3000	75	250	4	2	2				20	740				1025	225					
17 Henderson John S	225	14	135	7500	200	100	6		6		30		70	2600				1250	300					
18 Henderson James S	250			4200	40		6							500				500						
19 Henderson Joseph W	100			2000				2	1		1			380				No crop last year						
20 Fry Augustus J	125		75	4000	200		5	6	4		20	25	20	1810		35	35	750	250					
21 Wright Henderson	160	44		2000	75		5		3		6		14	1000		30		500	300					
22 Coleman James	130	75	15	4400	100		7	2	5		20		40	1420				750	300					
23 Mc Clintock Moses	150	40	270	5500	100	350	7	2	9		22	23	30	2330		160		1500	200					
24 Stephens William	150	90		5500	100		6		6	2	1	40	60	1185		170		1000	500				1200	
25 Harding Thomas	75	99	135	6000	200	30	11		5		4	15	30	1250		100		1000	200					
26 Lewis Miranda	150	80	40	2500	75		2		4		5	25	8	600				1200	600					
27 Craig Carter J	100	100	60	5200	40	150	7	2	4		30	6	30	1726				750	200					
28 Yate Elizabeth	160	100		6000	150		6		3		3	6	20	1000				No crop last year						
29 Marsh Eli	35	125		2500	100	150	4		3	2	1	50	7	850		40		200	250					
30 Porter Reuben R	40			1200	45		4		3			20	22	536		15	8	750	170					
31 Robinson Meary D	570	160	100	15000	300	300	12	10	14		30	70	30	4370				1500	1200					
32 Leonard Elvira	100	40	60	4000	100	200	2	2	6		22	16	18	1050				300	125					
33 Edgar John H	90	50		2400	80		1		1				6	180		25		1250	600				7000	
34 Pigg Bradford	100	20		2000	50		6		5		6	4	11	1100				400	400					
35 Bayham Grief H	150	200	50	8000	100	25	10	4	6		4	50	13	1375		100		1500	1000					
36 Guy William M							9	2	10				25	18	1570				1000	240				
37 Wiley Joseph							2		3				5	1120				450	240					
38 Bidew Henry M	742	258		30000	3000	2000	14	6	16		40	250	40	3620		160		8000	1000					
39 Sallee John P	480	120		10000	500	300	40	5	4		7		14	2410		12		1500	125					
40 Sallee Joseph W	140	100		6000	250	150	3		5		35	150	7	2100				300	500		20			
	5340	3220	1100	44700	5000	5150	251	82	193	4	273	1154	905	53100		1180	104	39745	11910		20		9800	

195740
1195740

State of Massachusetts, enumerated by me on the 26. 27. 28. 29. 30 day of August, 1870.

Herbert Conner, Ass't Marshal.

YEAR ENDING JUNE 1, 1870.

	Cotton. Bales (450 lbs.)	Wool. Lbs.	Peas and Beans. Bush.	POTATOES.		Orchard products. Dolls.	Wine. Gallons.	Produce of Market Gardens. Dolls.	DAIRY PRODUCTS.			Hay. Tons.	SEED.		Hops. Lbs.	Hemp. Tons.	Flax. Lbs.	Flax-seed. Bush.	Silk cocoons. Lbs.	SUGAR.			BEES.		Forest products. Dolls.	Value of Home Manufactures. Dolls.	Value of animals slaughtered or sold for slaughter. Dolls.	TOTAL VALUE. Dolls.						
				Irish. Bush.	Sweet. Bush.				Butter. Lbs.	Cheese.* Lbs.	Milk sold. Gallons.		Clover. Bush.	Grass. Bush.						Maple. Lbs.	Cane. Hhds. (1,000 lbs.)	Molasses. Gallons.	Wax. Lbs.	Honey. Lbs.										
	25	26	27	28	29	30	31	32	33	34	35	36	37	38	39	40	41	42	43	44	45	46	47	48	49	50	51	52						
1		125		20	65	100			360			5												400	50	545	1660	1						
2		54		10		100			360																	57	120	500	2					
3				5					50																			115	280	3				
4				25	50	50			300			10															300	1490	4					
5		40		20	8	100			150			6												50	24	175	665	5						
6									150																			120	440	6				
7		120		50		75			36			15												50	25	300	1250	7						
8		50				10			50			2																175	375	8				
9		75		20		50			360			25												50	40	450	1930	9						
10		18		40		10			130			6															10	139	840	10				
11		50		20		30			150			12												100	40	340	1520	11						
12		36		60					100			2												20		203	1020	12						
13		175		25		75			300			24												160	40	280	1720	13						
14				80					100																			174	560	14				
15				5					50																40		120	560	15					
16				15		10			200			10													20		169	970	16					
17				40					500			60															3320	4740	17					
18																													250	18				
19																														19				
20		75		12		10			300			16													30		520	1370	20					
21				16					50																			200	650	21				
22				15		10			150			12																340	1035	22				
23		105		30		20			360			20													150		210	1775	23					
24		80		25		50			175			27																250	2950	24				
25		100		25		10			350			25													50	20	585	1660	25					
26		60		20		20			150			2																150	1150	26				
27		5				30			30																			270	740	27				
28																														28				
29		120		15		75			300																			215	985	29				
30		4		15					100																			270	800	30				
31		500		50					150			25																850	2590	31				
32		28		50					50																			140	475	32				
33									100			1																85	100	120	1925	33		
34		10		15	13				200																			40	20	110	431	34		
35		125		8	4	30			150			6																297	1835	35				
36		60		10	5	20			300																			50	570	720	36			
37				15					50																				310	680	37			
38		800				200			200			50																	5750	6820	38			
39				70		150			100			150																	1000	3530	39			
40		600							300			20																	22	1400	16	590	1865	40
	3120			820	145	1235			1911			536																				496	2021	54756

* This will include only such cheese as is made upon the farm. Milk sent to cheese factories will be regarded as milk sold off the farm.

SCHEDULE 3.—Productions of Agriculture in Liberty Township, in the County of Callaway

Post Office: Fulton



Name of Agent, Owner, or Manager.	ACRES OF LAND.			PRESENT CASH VALUE.		Total amount of wages paid during the year, including value of board.	LIVE STOCK, JUNE 1, 1870.								PRODUCE DURING THE YEAR.									
	Improved.	UNIMPROVED.		Of farm.	Of farming implements and machinery.		Horses.	Males and Asses.	Milch Cows.	Working Oxen.	Other Cattle.	Sheep.	Swine.	Value of ALL live stock.	WHEAT.		Rye.	Indian Corn.	Oats.	Barley.	Buckwheat.	Rice.	Tobacco.	
		No.	Wood-land.												Other unimproved.	Dolls.								Dolls.
1	2	3	4	5	6	7	8	9	10	11	12	13	14	15	16	17	18	19	20	21	22	23	24	
McLoacken Alth J	240	80		6500	300	250	8	4	12		12		75	2155		32		800	300					
Conig James L	240	40		6160	100	125	7	1	6		3	12	26	1287				750	600					
Judy Dand J	164	80		5500	50	70	3	1	5		2	50	30	730				1000	300					
Tord Belinda	160	40		5000	100	300	6	2	5			75	38	1215				1250	450					
Harrison William	580	340		18400	400	400	4	7	12		15	8	20	2048		400	400	2400	1500					
McCredie George P	220	240	20	9000	250	275	4	2	2		1		12	990				900	450					
Berry Angus	160	120		5600	250		6	10	4		60		55	4160				1250	900					
Berry Samuel	120	80		4000	150		3		4		10	20	15	730				250	150					
Heartin James W	25	40	155	2500	50	100	4		3	4	8		12	1026					240					
Allen John A	25	15		300	50		2		1		1		6	300										
Henderson Jerry M	80	90	200	2500	50		8		2		14	60	10	1420				600	300				500	
Gibbs James	70	30		2000	100		3		4		2		9	730										
Brooks Solomon	25	35		1000	30		2		2				8	380										
Riley Samuel	25	80		2000	150		6	1	5		3	10	6	735		40		750	100					
Snell Lucinda	90	110		4000	75		5		3				14	630		70		700	210					
Riley John G	140	80		5500	500	250	6	2	13		50		60	5000		110		1500	500					
Taber Abram W	100	74		3500	300		7		2		2	40	23	1075		90		550	500					
Kenner John	80	80		3200	175		5		5		5	60	40	1170				750	240					
Bailey King	120	120	100	6000	250		11	4	6		14		30	2410		100		1500	250				3000	
Leepus James A	160	100	70	5000	300	100	4		5		30		20	1600				1500	500					
Sattupff Rufus S	20	20		1200	100		2		1			2	7	340				400	300				1500	
Trimble William W	90	30		3500	100		3		2				10	500				125	300					
Davis Thomas	40			800	100		3	2	3				10	600				650	70					
Hendri Thomas M	100	100	100	6000	125		3		3		1	9	75	850		33		500	100					
Fewell Abraham	100	400	10	700	30		11	2	4		26		70	2300		30	100	2000	50					
Sharp James P	50	40		1500	125		2		1		10		15	660				700						
Boyd John A. Y.	75	59		4000	150		14		2		3		11	1265				500	60					
Holly Isabella	25	40		1500	100		4		2		2		6	390										
Button Edward	40	120		1600	100		4		3			4	10	390		8		420	120					
Gardner Elizabeth	30	50		800	50		4	1	3		1	20	16	490		15		300	90					
Pollard Ora P	59	10	60	3000	150	340	3		3		5		14	690				500	150					
Sallee William H	180	60	80	5700	150		4	13	2		3		39	1323				750	300					
Thurmond Philip	180	120		6000	50	15	5		3		20		15	1277		112		1000	250					
Thornhill Samuel	75	26		3000	200	350	4		5		1		22	1166				1200	600					
Sharp William M	75	55		3300	500		3		6				15	560		60		500						
Crowson Jacob	50	30		2000	100		3		4		2	30	12	570		50		500	100					
Henderson John B	80	80	290	3500	50	100	3		6		6		30	580				600	100					
McPheters Robert	80	60	20	5500	50	300	6		4		10		50	1260		30	130	1500	100					
Leepus William L	200	150	50	8200	150	150	4	3	10		18	8	30	1450			50	1000	300					
Sipple William H	70	10		1000	100		4		3		2	11	40	770		10		1500						

4445 3834 10245 10025 10240 4160 2945 193 55 171 4 348 419 1006 475 1120 680 3130 1040 10490 5300

State of Missouri, enumerated by me on the 1. 2. 3. 5. 6 & 7 day of September, 1870.
Hiram Cronin, Ass't Marshal.

YEAR ENDING JUNE 1, 1870.

Cotton. Bales (50 lbs.)	Wool. Lbs.	Peas and Beans. Bush.	POTATOES.		Orchard products. Dolla.	Wine. Gallons.	Produce of Market Gardens. Dolla.	DAIRY PRODUCTS.			Hay. Tons.	SEED.		Hops. Lbs.	Hemp. Tons.	Flax. Lbs.	Flax-seed. Bush.	Silk cocoons. Lbs.	SUGAR.		Molasses. Gallons.	BEES.		Forest products. Dolla.	Value of Home Manufactures. Dolla.	Value of animals slaughtered or sold for slaughter. Dolla.	TOTAL VALUE. Dolla.	
			Irish. Bush.	Sweet. Bush.				Butter. Lbs.	Cheese.* Lbs.	Milk sold. Gallons.		Clover. Bush.	Grass. Bush.						Maple. Lbs.	Cane. Hhds. (1,000 lbs.)		Wax. Lbs.	Honey. Lbs.					
25	26	27	28	29	30	31	32	33	34	35	36	37	38	39	40	41	42	43	44	45	46	47	48	49	50	51	52	
			50	5	15			900			30														16	463	1730	
	60		20	5				200			2															470	1258	
	60		25		40			200															150	25	300	1120		
	200		15		10			300			4											8	20			660	1830	
	85		300		15			375																		1734	4430	
			25	2	20			150			6															60	885	
			20					175																			835	1890
	50				15			100			6														30	95	368	
			25																								275	410
	100		10		20			50														8	45		35	150	780	
	22		20					300														8	120			140	760	
			15					130																		100	670	
			15		40			360			30															600	2080	
	120		10					160			2													60	30	258	1035	
	150		70					150			4															120	760	
			50					150			3															220	1640	
			20		15			150			10															140	1350	
			10					30			15															108	900	
			20					150			11															100	985	
			10					75																		110	850	
	20		10		20			100			4													200		558	1330	
					20			100			4														30	320	1490	
			5		50			50			10															100	615	
			15		25			300			12															100	610	
																										20	80	100
			10					300			7																	445
	60		4					150																50	20	50	480	
			200		40			200			6															150	725	
			10		15			100			6																336	970
			10	Y	50			200			12																205	1160
			50		100			400			15													480		350	1725	
			20		20			200			5															150	565	
	75		30		50			100			6														200	6	300	820
			10		25			300			6															20	155	690
			25		25			200			30																210	1590
	16		18		25			100			10													100		230	1700	
	28		100		50			300			20															38	170	1380
1046			1189		120			7205			270														245	10750	42035	

* This will include only such cheese as is made upon the farm. Milk sent to cheese factories will be regarded as milk sold off the farm.



SCHEDULE 3.—Productions of Agriculture in Liberty Township, in the County of Callaway, in the

Post Office: Tullon

Name of Agent, Owner, or Manager.	ACRES OF LAND.			PRESENT CASH VALUE.			LIVE STOCK, JUNE 1, 1870.								PRODUCE DURING THE YEAR.										
	Improved.	UNIMPROVED.		Of farm.	Of farming implements and machinery.	Total amount of wages paid during the year, including value of board.	Horses.	Mules and Asses.	Milch Cows.	Working Oxen.	Other Cattle.	Sheep.	Swine.	Value of all live stock.	WHEAT.		Rye.	Indian Corn.	Oats.	Barley.	Buckwheat.	Rice.	Tobacco.		
		Woodland.	Other unimproved.												Spring.	Winter.									
	No.	No.	No.	Dolls.	Dolls.	Dolla.	No.	No.	No.	No.	No.	No.	No.	Dolla.	Bush.	Bush.	Bush.	Bush.	Bush.	Bush.	Bush.	Lbs.	Lbs.		
1	2	3	4	5	6	7	8	9	10	11	12	13	14	15	16	17	18	19	20	21	22	23	24		
1 Swinney Marshall	100	20		4000	300		4	3	10		4		96	2360				1680	570						
2 Hunter Henry	100	100	40	3000	150		8		9		29		70	2200				875							
3 Edmonson Hiram J	300	300		2000	300		6	4	6		30		20	2000				1570	600						
4 Patterson David	240	80	80	8000	200	50	3	2	9		25	8	16	1865		25		400	200						
5 Patterson Carlton	80	20		2000	125	40	2	2	6		17	4	14	1886				250							
6 Patterson Charles H	160	40		2000	125		3	2	5		12	10	10	1280				500	200						
7 Miller Myssus J	760	110		8700	300	680	6	5	16		30	20	30	2680		60		1570	900						
8 Trumble Thomas J	50	40		2000	150		4	2	1		6		15	1000		40		2000	300						
9 Trumble Samuel A	240	40		5500	168		10		10		20	18	15	1370				750	680						
10 Gilmore Robert H	200	80		5000	150		7		3		12	2	19	1300				750	480						
11 Newely Estate	300	700		15000	150	400	4		3		20	16	700					1000	600						
12 Land included in Newely estate					125		3		2				2	400				600	300						
13 West John	40			1000	80		4		2		4		15	600				No crop raised last year							
14 Robinson Walter A	400	80		10000	850	300	25	5	15		20		40	4300				1250	750						
15 Union William H	720	140	13	17500	250	250	7	3	3		125	32	10	7654				1500	1200						
16 Atkinson Thomas J	600	110		14000	400		7	2	5	2	26	12	8	47	2458		108		1200	520					
17 Brown Robert J	200	200	100	125000	150	400	7	1	7		20		28	1910		60		700	80						
18																									
19	I certify that the above and within contains a true and correct copy of the																							19	
20	Original Census return of "Products of agriculture" of Liberty Township, Callaway																							20	
21	County, State of Missouri, and that the same has been well and truly made																							21	
22	according to law																							22	
23																									
24																									
25																									
26																									
27																									
28																									
29																									
30																									
31																									
32																									
33																									
34																									
35																									
36																									
37																									
38																									
39																									
40																									

Hiram Cornice
Assistant Marshal

4490 2060 233 225200 3471 2120 110 31 112 2 45 251-457 3563 3503 246 200 1645 7140 700

SCHEDULE 3.—Productions of Agriculture in *Five Mile Prairie Survey* in the County of *Calaway*, in the

Post Office: *Williamsonburg*



138

Name of Agent, Owner, or Manager.	ACRES OF LAND.			PRESENT CASH VALUE.		Total amount of wages paid during the year, including value of board.	LIVE STOCK, JUNE 1, 1870.								PRODUCE DURING THE								
	Improved.	UNIMPROVED.		Of farm.	Of farming implements and machinery.		Horses.	Mares and Asses.	Milk Cows.	Working Oxen.	Other Cattle.	Sheep.	Swine.	Value of All Live Stock.	WHEAT.		Rye.	Indian Corn.	Oats.	Barley.	Buckwheat.	Rice.	Tobacco.
		No.	Wood-land.												Other unimproved.	Dolls.							
1	2	3	4	5	6	7	8	9	10	11	12	13	14	15	16	17	18	19	20	21	22	23	24
<i>Schall B. B.</i>							2	2		1				200									
<i>Winsor John</i>	35	245		400	75	75	4	1	2		5		16	535				400	300				
<i>Wason Thomas</i>														1	2								
<i>Woodward James</i>								1	1		30			250									
<i>Boord J. J.</i>	730	200		15000	1000	600	10		5		30	75	100	3000		100		700	600				
<i>Boord Joseph</i>							1							100									
<i>Boord W. H.</i>							2							300									
<i>Arnolds William</i>	400	120		5000	175		2		5		4	30	8	475									
<i>Boal Williams</i>							2		1		1			200									
<i>Boals B. P.</i>	200	200		6000		100	2		1		1			250				60				500	
<i>Boal J. W.</i>							2							100									
<i>McLaughlin Thos</i>	16	64		600	300		3		1		1	6	3	150									
<i>Furling Tom John</i>				R			1		1					140									
<i>Thompson J. W.</i>							1		1		1			160									
<i>Foxworth W.</i>	170	200		5000	200	250	8	40	5		2	300	30	4520				800	600				
<i>Tureman James</i>			40	800			2	15	1		1			1200									
<i>Woodlands P.</i>	200	360		5000			1		1				8	150									
<i>Kemp Geo W.</i>	80	80		1500			1		1		1			175									
<i>Tureman B. B.</i>							1							200									
<i>Berry Robt. M.</i>	70	80		2900	50	50	4		2		1			500				500	400				
<i>Davis Cary</i>	20	70		2000	200	100	5		2		1	28	25	720									
<i>Denduff W. J.</i>	87	20		2540	150		8		4		4	40	17	808							8		
<i>Thompson James</i>							4		3					700									
<i>Kidwell Jas S.</i>				R			3	15		2		30	15	2500								175	
<i>Henley J. A.</i>							3		2		2	8	22	541				100					
<i>Hobson Louisa</i>	150	200	120	5000	400		3	2	7		1	18	32	500				500	500				
<i>Hobson Thos R.</i>	78	107		4500	100		6		3		5	25	20	680				500	200				
<i>Hobson Jas</i>	65	75		3000	20	3			2				8	232									
<i>Hobson James</i>							2							120				60	40				
<i>Jones James</i>				R			2		1		1		7	265				400	300				
<i>Penaberton James</i>																							
<i>Wicks Jas</i>	140	120		5000	400		10	5	3		34	10	57	2500		75							
<i>Scott Thos</i>				R			2		2		1	8	12	310				50	100				300
<i>Hendricks John</i>							2		1		1	3	3	230									300
<i>Davis Daniel</i>	35	45		10000	75	10	10	6	4		3	14	24	500		5		2	350				1800
<i>Marshall Thos</i>	60	100		2000	500		5		3		1	20	15	580					100				
<i>Vincent Lewis</i>							3		2		3	20	7	300									
<i>Overton R. H.</i>	50	50	20	2000	100		4		4		6	17	12	700		25		200	300				4000
<i>Overton Joseph</i>	400	500		10000	300	200	8	4	6		30	300	30	2000				1000	200				
<i>Jones W. D.</i>	60	26		3000	50	20	5	2	4		7	26	25	600				200	100				
	304	2552	250	90640	4095	1405	107	56	77	2	144	956	470	24277	205			5772	4265				7200

4209-10. 69 141 950

State of Missouri, enumerated by me on the 12th 3rd day of August, 1870.

C. W. Buntz, Ass't Marshal.

YEAR ENDING JUNE 1, 1870.

Cotton.	Wool.	Peas and Beans.	POTATOES.		Orchard products.	Wine.	Produce of Market Gardens.	DAIRY PRODUCTS.			SEED.		Hops.	Hemp.	Flax.	Flax-seed.	Silk cocoons.	SUGAR.			BEES.		Forest products.	Value of Home Manufactures.	Value of animals slaughtered or sold for slaughter.	TOTAL VALUE.		
			Irish.	Sweet.				Butter.	Cheese.*	Milk sold.	Hay.	Clover.						Grass.	Maple.	Cane.	Molasses.	Wax.					Honey.	Dolls.
Bales (50 lbs.)	Lbs.	Bush.	Bush.	Bush.	Dolls.	Gallons.	Dolls.	Lbs.	Lbs.	Gallons.	Tons.	Bush.	Bush.	Lbs.	Tons.	Lbs.	Bush.	Lbs.	Lbs.	Hbds. (1,000 lbs.)	Gallons.	Lbs.	Lbs.	Dolls.	Dolls.	Dolls.	Dolls.	
25	26	27	28	29	30	31	32	33	34	35	36	37	38	39	40	41	42	43	44	45	46	47	48	49	50	51	52	
																											160	500
																												1000
				</																								

State of Missouri, enumerated by me on the 3rd 4th day of August, 1870.

C. W. Pugh, Ass't Marshal.

YEAR ENDING JUNE 1, 1870.

Cotton. Bales (50 lbs.)	Wool. Lbs.	Pens and Beans. Bush.	POTATOES.		Orchard products. Dolls.	Wine. Gallons.	Produce of Market Gardens. Dolls.	DAIRY PRODUCTS.				SEED.				SUGAR.			BEES.		Forest products. Dolls.	Value of Home Manufactures. Dolls.	Value of animals slaughtered or sold for slaughter. Dolls.	TOTAL VALUE. Dolls.						
			Irish. Bush.	Sweet. Bush.				Butter. Lbs.	Cheese* Lbs.	Milk sold. Gallons.	Hay. Tons.	Clover. Bush.	Grass. Bush.	Hops. Lbs.	Hemp. Tons.	Flax. Lbs.	Flax-seed. Bush.	Silk coccons. Lbs.	Maple. Lbs.	Cane. Hhds. (1,000 lbs.)					Molasses. Gallons.	Wax. Lbs.	Honey. Lbs.			
25	26	27	28	29	30	31	32	33	34	35	36	37	38	39	40	41	42	43	44	45	46	47	48	49	50	51	52			
	40																										400	1		
								40																				400	2	
	30																											375	3	
	200																											500	4	
											4																	100	5	
	40																											400	6	
	45							100			1																	800	7	
																												800	8	
			10					20																					200	10
																												100	11	
																												100	12	
	40		20					60																				1000	14	
	10							50														10						1000	15	
								50																				200	16	
								20																				20	17	
								50																				600	18	
																												75	19	
																												40	20	
																														21
																												100	22	
	40																												700	24
			50								2																	700	25	
																												700	26	
			10																										400	28
	20							40																				350	29	
	10		15					40																				200	30	
																												150	31	
		16																	40									400	32	
																														33
																														34
	70																												500	36
																														37
	100		30																									600	38	
	35		30					40																				1100	39	
																														40
	150	10	105					450			7							40				10						15010		

* This will include only such cheese as is made upon the farm. Milk sent to cheese factories will be regarded as milk sold off the farm.

SCHEDULE 3.—Productions of Agriculture in *King Hill Prairie Township* in the County of *Callaway*, in the

Post Office: *Williamstown*



Name of Agent, Owner, or Manager.	ACRES OF LAND.			PRESENT CASH VALUE.		Total amount of wages paid during the year, including value of board.	LIVE STOCK, JUNE 1, 1870.								PRODUCE DURING THE YEAR.									
	Improved.	UNIMPROVED.		Of farm.	Of farming implements and machinery.		Horses.	Mules and Asses.	Milch Cows.	Working Oxen.	Other Cattle.	Sheep.	Swine.	Value of all live stock.	WHEAT.		Rye.	Indian Corn.	Oats.	Barley.	Buckwheat.	Rice.	Tobacco.	
		No.	Wood-land.												Other unimproved.	Dolls.								Dolls.
1	2	3	4	5	6	7	8	9	10	11	12	13	14	15	16	17	18	19	20	21	22	23	24	
Palmer Sarah							2		2				12	300		80		100	200					
Hunter Robt	30	130	40		800	50			3		3			13	200									
Ogden J E	50	150			1000	50			4	1	2	15	3	15	20	200		70		500				1000
Bardley James	160	260			3000				7		3		23	50	40	700		100		700	300			4000
Dutton J	100	100			6000	200			4	4	5		9	30	30	1000		100		500	400			
Dutton Wm									1					11	150			50		400	100			
Dutton John									1					6	100			25		500	100			400
Mayo Wm									3	1	3		3	8	10	400		50		200	70			
McMahon David	80				1000	50			2	2	2		2	18	21	250		40		500	400			2500
Fisher J W	80	200			1500	50			6	3	8		15	30	50	1000		62		260	500			5240
Chambers John									1					16	100									
Love James	60	72			2000	30			2		2		5	40	50	400		100		1000	600			
Love Joseph									6	1	2		2			300								
Love Philip									1							50								
Conchito David									3		3		3			350								
Love Chas	100	220			4000	120	20		5	2	8		12	10	20	1000		75		500	300			
Love Samuel									3		3		1		15	400								
Barton Andrew							100		4		3		5	20	40	600		50		800	400			
Holmes J											1		3		10	120		80		40	200			1100
Higgamilton Thos	50	90			2000		175		4	4	6		11	4	50	700		70		400	100			
Arnold R J	100	325			8000	300	100		3	5	7		10	30	50	900		100		450	475			1000
Rosey R J											1		1		6	35								
Schall John	183	183			5470	250	100		6	6	8		8	55	30	1000		240		500	600			
Baldan James									2		2		2		6	700				250	200			1000
Blackburn Jas									1		2		4		25	200								
Blackburn Lewis									2							300								
Scott John	50	110			1500				2		5		7	44	13	400		150		150	30			
Stuart Rice									3		2		4	6	12	250		25		100	100			1000
Cross William	100	100	200		25	120	175		6	1	4		6	35	30	375		80		300	800			3000
Cross William									1							150								
Davis Anna	160	200			3000	150			6		2		6	40	70	1000		140		400	800			400
Wardner John									4	2	2		2		30	700		80		150	400			1800
Windsor Wm									15	1	3		8	31	21	800		100		500	150			5000
Tate Calhoun	45	115			1500				5		3		7	20	20	4000		113		250	500			2000
Tate John C									1							60		100		250				
Tate Elizabeth	35	5			300				2		2		2		15	200		67		200	175			2500
Kelsie Samuel	40	160			750	125			7		4		7		36	500		426		700	800			2000
Atterbury Richard	60	240			1500				7	4	1		5	6	22	700		75		300	200			2100
Shanhill Nelson	240	380			10000	200	200		25	3	7		16	60	60	2500		600		500	1000			6000
Tate Henry M									1		1			12	18	200		88		125	100			1200
	1723	3040	240		56600	1695	870		149	39	109		149	165	879	21240		3202		1225	9690			43240

State of Missouri, enumerated by me on the 5, 6, 7, 8th day of August, 1870.

C. M. Bush, Ass't Marshal.

YEAR ENDING JUNE 1, 1870.																																																			TOTAL VALUE.
Cotton.	Wool.	Peas and Beans.	POTATOES.		Orchard products.	Wine.	Produce of Market Gardens.	DAIRY PRODUCTS.			SEED.			Hops.	Hemp.	Flax.	Flax seed.	Silk cocoons.	SUGAR.		Molasses.	BEES.		Forest products.	Value of Home Manufactures.	Value of animals slaughtered or sold for slaughter.	Estimated value of all stock on hand, including implements and additions to stock.																								
			Irish.	Sweet.				Butter.	Cheese.*	Milk sold.	Hay.	Clover.	Grass.						Maple.	Cane.		Wax.	Honey.					Dolls.	Dolls.																						
Bales (450 lbs.)	Lbs.	Bush.	Bush.	Bush.	Dolls.	Gallons.	Dolls.	Lbs.	Lbs.	Gallons.	Tons.	Bush.	Bush.	Lbs.	Tons.	Lbs.	Bush.	Lbs.	Lbs.	Hhds. (1,000 lbs.)	Gallons.	Lbs.	Lbs.	Dolls.	Dolls.	Dolls.	Dolls.																								
25	26	27	28	29	30	31	32	33	34	35	36	37	38	39	40	41	42	43	44	45	46	47	48	49	50	51	52																								
								20																			200	1																							
								50																				200	2																						
	40		20	10	75																							500	3																						
	130		13					100			7																	1200	4																						
	75		10					150			10										30		100					1000	5																						
																												300	6																						
																												340	7																						
	20							60																				300	8																						
	75		15					75			6																	500	9																						
	50		100																			40						900	10																						
																												200	11																						
	100		50					100																				900	12																						
																														13																					
																														14																					
																														15																					
	120		30					200			14																		500	16																					
																														17																					
	64										2																		500	18																					
			5																										140	19																					
	20										4																		300	20																					
	120		30		20			180			7																		1200	21																					
																														22																					
	225		40		40			170			15																		1500	23																					
			30																										200	24																					
																														25																					
																														26																					
			10					40																					400	27																					
			10					40			2																		300	28																					
	35		20																										700	29																					
	80		10																										40	30																					
																													1000	31																					
			20																										1000	32																					
	41		10								3																		1500	33																					
	36		20																										500	34																					
																													200	35																					
			12																										600	36																					
	70		20								5																		800	37																					
																													1000	38																					
	150		125								12																		2500	39																					
	16		7																										250	40																					
	1462		602		135			1175			89										100							211	21670																						


* This will include only such cheese as is made upon the farm. Milk sent to cheese factories will be regarded as milk sold off the farm.

SCHEDULE 3.—Productions of Agriculture in *Nine Mile Prairie Township* in the County of *Callaway*, in the

Post Office: *Williamsville*



1	Name of Agent, Owner, or Manager.	ACRES OF LAND.			PRESENT CASH VALUE.		7	LIVE STOCK, JUNE 1, 1870.								PRODUCE DURING THE YEAR.								24	
		2	3		5	6		8	9	10	11	12	13	14	15	WHEAT.				21	22	23			
			Improved.	Wood-land.												Other unimproved.	Of farm.	Of farming implements and machinery.	Total amount of wages paid during the year, including value of board.				Horses.		Mules and Asses.
No.	No.	No.	Dolls.	Dolls.	Dolls.	No.	No.	No.	No.	No.	No.	No.	Dolls.	Bush.	Bush.	Bush.	Bush.	Bush.	Bush.	Bush.	Bush.	Lbs.	Lbs.		
1	Richard W. makers	200	60	40	25			1	1				125		50		200	200					1000	1	
2	Roberts Elisha				R			6	1	5			25	30	1000		75		75	200			3000	2	
3	Curtis Francis				R			2					150				25			40			1000	3	
4	Smith S H	45	65		2350			1	1		3		10	200		154		125	120				1600	4	
5	Brown S H.				R			1	1		2		4	300		76		125	120				1600	5	
6	Darby Wm	150	150		2000	200	200	6		3		13	43	500		450	30	500	100				4000	6	
7	Franklin John												5	30										7	
8	Kinley Ephraim	400	400		12000	400	300	7	4	5		25	40	60	1000		300		1000	500			3000	8	
9	Hampton O F	70	70		2500		50	2		2		2		10	300		100		200					9	
10	Dickell J W	206	110		6000	200	100	6	1	3		5	20	14	936				250	100				10	
11	Schell James	160	116		4320	175	250	6	1	5		6	30	30	900		100		500	600			4000	11	
12	McCorken W Smith	300	300		8000	400	600	4	4	4		100	420	18	6840		50		1000	1000				12	
13	Wheeler Jas				R			1	1					11	200				500	500				13	
14	Carroll Jue S							2	1		1		5	200				300						14	
15	Washington Marshall	80			3000	200	250	4		3		6		100	2500				400	600				15	
16	Washington Geo	165	65		5000	300	200	5	1	3		6	15	25	500		200		1000	400				16	
17	Wagel M H				R			10	5	3		7	12	100	400				1500	1000				17	
18	Wm. H. H.							5	1	1					860									18	
19	Murray E S	150	181		5500	100	50	3	2	8		13	64	66	1000		387		1000	400				19	
20	Conrad John	80	213		2500	25		2		4		4		14	300				300	175				20	
21	Wheeler James							2	1					5	110									21	
22	Robins Jue S	140	135		6000	200	200	3		3		23	28	34	1380		254		750	600			4000	22	
23	Robins H. C.				R			2				30	200		300		122			850			900	23	
24	Late Isaac	400	800		16000	500	100	8	7	22		30	80	40	2000		300		800	1000				24	
25	Scott J G	100	75		3500	100		3	3	6		10		25	1990		60		500	500			300	25	
26	Brocky Fester	60	140		1200	10	65	4		2		3		9	470			30	200	200				26	
27	Potts Joes		80		500			2	1		2		5	350		136		500					1800	27	
28	Albright A.	15	15		300			4		2		1		1	200										28
29	Shawster James				R			2							130		45	13	375	40				29	
30	" " Malinda	40	30	42	1200	10	12	1		1		1	30	6	215									30	
31	Gilbert S M	70	140		3000	200	40	5		5		7	48	17	1138		85		450	300			3900	31	
32	Galloway Robt	80			700			1				1			105										32
33	Smith Elder				R			1		1		1		17	145				150				2400	33	
34	White John	14		26	200	200		3		1		1	5	12	380				200	40			500	34	
35	Harold Marshall							1							123										35
36	Harrison J P	300	213		7675	300	200	80	9	87		5	8	60	2000		167		1200	500				36	
37	Nichols Joo	600	460		15000	250	100	9	15	20		10	45	50	3000		20		1000	400				37	
38	" " Samuel							3		1					340										38
39	" " Geo							1	3			10			600										39
40	" " Phil							1	3	4				5	700										40
		3825	3838	106	108490	5770	2712	124	90	125		287	571	818	30048		2657	93	16200	9965			35002		



SCHEDULE 3.—Productions of Agriculture in Amelville Prairie Township in the County of Callaway, in the

Post Office: Jones-Loungard

Name of Agent, Owner, or Manager.	ACRES OF LAND.			PRESENT CASH VALUE.		Total amount of wages paid during the year, including value of board.	LIVE STOCK, JUNE 1, 1870.								PRODUCE DURING THE YEAR.								
	Improved.	UNIMPROVED.		Of farm.	Of farming implements and machinery.		Horses.	Mules and Asses.	Milk Cows.	Working Oxen.	Other Cattle.	Sheep.	Swine.	Value of all live stock.	WHEAT.		Rye.	Indian Corn.	Oats.	Barley.	Buckwheat.	Rice.	Tobacco.
		No.	Wood-land.												Other unimproved.	Dolls.							
1	2	3	4	5	6	7	8	9	10	11	12	13	14	15	16	17	18	19	20	21	22	23	24
Nicolson Andrew				40	50		4	5	2			20	2000				250	200					
McIntire J B	85			2100	25	250	4	1	1			4	11	350		50			200				
Shelton French	200	50		4800			4	1	3			6	30	15	400		50		700	500			
Shelton Walker							1	1							500								
Ward C M							1		1					26	275								
Ward Robert							1	2	1	2	1	12	6	800									
Shelton C O	100	120		1000			4	1	2			2	14	13	260		120		400	200			
Portland James							3		1						150								
David Geo							2							6	125								
Martin Jas							2		2				10	200				125					
Debo Henry	12	1088		600																			
Adams Wm							2	1	1					10	150				200	100			
PETERS Frank	60	180		2000	100	150	5	2	4			4	25	25	1000		100		250	100			2500
Craig Francis									1			1			30								
Ward James W							2	1	1	2	1	2			500								
McClahan R	8	82		600	125		3		1					10	275				100	200			
Shepard C F							4	2	1			1	12	7	500				350	160			
McClahan Jas	10	40		1500			2	1	2					70	1000								
C. P. Philp							2		1					6	600								
Ward Wm	10			500			1		1					1	700					150			
Means Alex	150	210		2000	40	180	1		2						106		66		300	140			1300
Ward James							2							4	200								
Distell J H	200	1000		15000	300	600	30		5			18	40	70	2500		1680		1500	200			
Ward H	30	170		1000	50		3	1	2			2	20	21	275		20		175	40			900
Shelton Wm H	60	200		3200			5	6	6			8	14	25	1600		50		300	150			1000
Gilbert B							2	1						15	30	1130			500	100			2000
Ward Frank							1								50				30				1000
Bell Wm	6	34		1000			2	1							200								
Stuart B							7	3	3			3	15	31	1000		200		1000	300			3000
Overfelt J H	140	180		8000	100	200	6		6			5	48	13	700		60		700	150			
Brockenridge John	100	150		4000	100	200	4		3			8	30	35	1500		60		840	100			
Ward Wm H	40	80		300	10		4		1	1		3	30	16	400		65		250	20			4000
Ward Wm J							2					1	3	13	300		7		50	300			1300
Barly James	200	40		3200	100	50	4		7			13	22	23	1285		138		250	1000			
Edward J	323	125		9000	300	450	7	2	5			3	500	24	1986				1000	650			
Huntingdon D H	400	170		4800	720	325	10	4	10			30	300	75	2600				600	600			
Grant Samuel	700	320		13000	500	600	11	2	23			65	80	70	4500		150	200	2000	800			
Grant Jos A	240	40		5000	240	200	7	5	12			27	20	50	2600		101		750	600			
Barnett Jas M							2							10	300								
Gilbert Jas							1							12	140								
	5075	3332		82800	2750	3000	123	59	103	2		221	1224	707	28981		1425	2000	12520	7060			17041

SCHEDULE 3.—Productions of Agriculture in fine hilled prairie Township in the County of Callaway, in the
 Post Office: Reedsville



Name of Agent, Owner, or Manager.	ACRES OF LAND.			PRESENT CASH VALUE.		Total amount of wages paid during the year including value of board.	LIVE STOCK, JUNE 1, 1870.							PRODUCE DURING THE YEAR.									
	Improved.	UNIMPROVED.		Of farm.	Of farming implements and machinery.		Horses.	Mules and Asses.	Milk Cows.	Working Oxen.	Other Cattle.	Sheep.	Swine.	Value of all live stock.	WHEAT.		Rye.	Indian Corn.	Oats.	Barley.	Buckwheat.	Rice.	Tobacco.
		No.	Wood-land.												Other unimproved.	Dolls.							
1	2	3	4	5	6	7	8	9	10	11	12	13	14	15	16	17	18	19	20	21	22	23	24
Kemp John	40	400		800	70	100	1	2	2	2	32	10	400		46		150	25					2000
David Wm				80	40		1		2			10	1	170									900
Creechfield Jane	60	60		1000			1	1	1	1	20	2	182				500	200					
English James	80	10		500			1	1			3	1	140		75		60	100					3000
Smith Wm H	75	325		5000	400	100	7	6	5		12	35	24	2100		240		750	3000				4200
Thomas Jacob	70	130		4000	150		3	2	3	2	1		16	600		260	25	350	300				3000
Kemp Jordan	8	82		400	50	10	1	1						210									
Parley Robt	60	450		570	40	50	3		4			25	14	450		180	20	170	50				3000
Kemp Dudley	100	340		1500	60	75	3		3	4				23	200		100		300	200			600
Wm S	20	300		1800	80		3	1					5	450				100	100				3000
Miller Henry	25	35		600	50		2	1	1				10	380		480	15	300	100				1500
Brooks Wm	30	270		2500	150		4		2		7	2	21	877		52		350	600				2500
Stephens	10	70		1000	25	40	2		2				6	300		187		300	100				1500
Holland Jas	100	100		2000	50	100	3		4		15		15	600		200		700	100				
Austin John M	25	85		500	50		2	1	2		1	25	6	468		25		150	60				2000
Thomas Geo Wm	30	100		1400			2		2			82	7	600		50	5	150					
Richardson M	40	40		750	50		3		1		2	12	4	440		40		150	100				
Richardson David							1							130									
BELL J M	20	20		250			2		1			10	10	350		20		250	50				800
Baggett Wm H	25	23		300	100		2		2			4	14	386		4		370	100				1000
Austin Sophia	30	50		75	20		1		1			5	9	167		40		200	75				1900
BELL Jack	40			600	60		2	1	2		2	14	15	500		20		300	100				2000
Austin James	60	60		600	200		7		1			10	13	680		50		250	40				1000
BELL Chas S	40	67		1500	125		4		2		1	20	15	600		80		300	80				1400
Greg Wm J	25	85		1000	100		2		2			15	15	375		75		400	60				1600
Richardson John S							2		1			12	10	300		28		300	30				800
Sarah	8	32		250	250				1					30									
Sheets B	100	340		4000	50	100	2	3	7		11	62	17	1000		140		300	300				1500
Fredrick	10	70		1200										228									
Shuts Henry C	10	70		1200			1						4	168									
Robinson Edwin							3		2		2	4	5	400				750					
Richardson J W							2		1			2	2	24									
Fisher J	75	125		200		10	2		3		4	10	10	400		60	30	550	150				600
Hardin M A	20	80		1000	20	5	1		1		3	20	8	350		28	40	40	40				700
Robert H J	50	280		1600	20		6		4		4	20	20	760		60		250	100				1000
Wiggs Sarah	20	152		100					1					35									
Overman G B							1		1				17	200		30		125					700
Lockridge Jas A	30	60		1000	50	50	4		5		5	10	9	700		75		300	150				2500
Duckstein Same	10	70		400	15		1						4	200									600
Boyer Same B	30	126		1500	75	75	2		1		1	40	20	500		40		870	100				2600

1360 4527 4075 2050 715 59 10 70 17 42 389 17547 2215 85 5875 5060 48200
 14491 95

State of Missouri, enumerated by me on the 15 16 & 17th days of August, 1870.

C. W. B. Smith, Ass't Marshal.

YEAR ENDING JUNE 1, 1870.																									TOTAL VALUE.					
Cotton. Bales (450 lbs.)	Wool. Lbs.	Peas and Beans. Bush.	POTATOES.		Orchard products. Dolls.	Wine. Gallons.	Produce of Market Gardens. Dolls.	DAIRY PRODUCTS.			SEED.			Hops. Lbs.	Hemp. Tons.	Flax. Lbs.	Flax-seed. Bush.	Silk cocoons. Lbs.	SUGAR.			BEES.		Forest products. Dolls.	Value of Home Manufactures. Dolls.	Value of animals slaughtered or sold for slaughter. Dolls.	Estimated value of all farm production, including betterments and additions to stock. Dolls.			
			Irish. Bush.	Sweet. Bush.				Butter. Lbs.	Cheese.* Lbs.	Milk sold. Gallons.	Hay. Tons.	Clover. Bush.	Grass. Bush.						Maple. Lbs.	Cane. Hhds. (1,000 lbs.)	Molasses. Gallons.	Wax. Lbs.	Honey. Lbs.							
25	26	27	28	29	30	31	32	33	34	35	36	37	38	39	40	41	42	43	44	45	46	47	48	49	50	51	52			
1	45			15				40			1														10	50	1200	1		
2	14		6		20			100																	80		134	2		
3	40		20		60			100			5											10 ^s			75	30	600	3		
4	12							75														10 ^s			20	50	6210	4		
5	50		15		200			150			8															300	27047	5		
6		2	50		50			100			4															150	1001	6		
7																													7 #	
8	30	1	4		5			25																		50	687	8		
9		3			200			511			1															220	875	9		
10					10																					40	440	10		
11	25	1	20					40														20 ^s			21	172	593	11		
12			40		70			100			1															600	205	637	12	
13			20																							30	80	504	13	
14			15					100			8															130	828	14		
15	35	1	10		5			50														25 ^s			4	30	416	15		
16	20		5					50																		10	30	195	16	
17	20		3					10			1											4 ^s			10	90	2580	17		
18																													18	
19	15		10					20																		10	105	353	19	
20	10	1	25	1				50			1											36 ^s				136	537	20		
21	10		15		30			40																		60	470	21		
22	30		20		50																					15	70	527	22	
23	20							10														20 ^s						322	23	
24	18		20					50			1															18	160	596	24	
25	80		80					100			1											30 ^s				39	137	754	25	
26	20		20					40																		15	100	412	26	
27	120	3	30	8	25			130			2															25	150	341	27	
28																													580	28
29																														29 #
30																														30 #
31	14		20					100														80 ^s				30	108	334	31	
32																														32
33	25		70	30			30	100														25 ^s				20	158	784	33	
34	40		25					100														40 ^s				20	80	197	34	
35	50		10	15				100														30 ^s				25	227	775	35	
36																														36 #
37								50															20 ^s			8	100	225	37	
38			25	5	5			100			1											50 ^s				9	100	615	38	
39																											100	160		39
40	80		20					20														100				25	130	759	40	
	713	12	605	54	745		30	2000			35										100				400			1039	3555	20474

* This will include only such cheese as is made upon the farm. Milk sent to cheese factories will be regarded as milk sold off the farm.

SCHEDULE 3.—Productions of Agriculture in *Five Mile Prairie Township* in the County of *Callaway*, in the
 Post Office: *Williamburg*



Name of Agent, Owner, or Manager.	ACRES OF LAND.			PRESENT CASH VALUE.		Total amount of wages paid during the year, including value of board.	LIVE STOCK, JUNE 1, 1870.								PRODUCE DURING THE YEAR.									
	Improved.	UNIMPROVED.		Of farm.	Of farming implements and machinery.		Horses.	Mules and Asses.	Milk Cows.	Working Oxen.	Other Cattle.	Sheep.	Swine.	Value of ALL live stock.	WHEAT.		Rye.	Indian Corn.	Oats.	Barley.	Buckwheat.	Rice.	Tobacco.	
		No.	Woodland.												Other unimproved.	Dolls.								Dolls.
1	2	3	4	5	6	7	8	9	10	11	12	13	14	15	16	17	18	19	20	21	22	23	24	
<i>Boggs Richard</i>	20	30		500	10		3	1		2	25	10	530				250	40						
<i>Moore John</i>	30	35		90	20		2	1					3	260		12 1/2								
<i>Yettell</i>	30	35		910	20		2						5	248		12 1/2								
<i>Myers Lewis</i>	25	15		400				1					8	136		60	200							
<i>Benjamin</i>	25	85		880	20		1	1					9	12	300	10	200	50					560	
<i>Bell Jas H</i>	53	225		800	125	200	6	1	2	4	30	15	1270		100		870	125						
<i>Myers Saml</i>				R			3	1		1	20	8	480				125						1000	
<i>Malinda</i>	25	55		500	30		6	1	3		30	10	860				125							
<i>Neal John H</i>	80	206		5700	400		8	1	3	3	14	16	1100				370	300						
<i>Kemp Sarah</i>				R			1	1		2	3	3	175				200							
<i>Wren W A</i>	60	113		2595	100	700	6	2	2	3	20	16	1075		133	260	700	600					500	
<i>Reuter Dennis</i>				R			2						100				150							
<i>Scott Logan</i>	100	160		4680	60		3	2		10			20	700		125	12	75	200					
<i>Silas</i>		182		1820	10		1							150										
<i>Palmer David</i>	60	60		2400	175	30	6	3		13	25	24	1000		260		720	200					1600	
<i>Kemp Nathan</i>				R			3	1		1	4	7	400		30		60							
<i>Vandiver Thos</i>	70	197		5340	100	200	4		8	6	31	17	1188		120		700	50					2190	
<i>Hamilton Jas</i>	80	204		4260	100	25	3	1	5	4	40	20	880		140	15	400	400						
<i>Jones Mary E</i>	25	35		900			1						100				60						500	
<i>Hamilton</i>							1				6		220											
<i>Buckner Eliza</i>	230	210		8800	400	1000	6	6		17	80	40	2000		600		1700	400					5000	
<i>Thos</i>				R	35		3	2		1		17	530		15		370	200					1570	
<i>Janner Leonard</i>							1						9	110										
<i>Boord John</i>	24	56		1000	30	25	7	2	5	1	7	25	1000		50		375	100					1600	
<i>Medous Jacob</i>	6	144		8000	80		2		3		18	8	450		80		150	150					1500	
<i>Rugh J J</i>	160	86		5600	110		4	1	7		65	6	1000		600									
<i>Waters Lepta</i>	240	100		5700	50	300	5	2	9	9	20	15	1500		36	150	1500	400						
<i>John</i>	100			1000		100																		
<i>Buckner John</i>	500	232		14640	500	200	7	6	87	55	70	30	2570		280	64	1600	1000						
<i>McCul Saml</i>	40	60		2000	175	60	2	2	4	6	23	12	900				250	250						
<i>McLinnch J C</i>	60	65		2500	750		3	2		7	10	13	800				500	100						
<i>Goodly A</i>				R			2	1		9	15	13	600				600	200					700	
<i>Hunt Wm B</i>	100	180		6000	128	190	7	2	4	5	30	21	1400		231		300	300					1800	
<i>Mittler Louisa</i>	3	10		500			2	2		1	22	5	300		5		50							
<i>Wright Jas C</i>				320																				
<i>Wainwright Agers</i>				160																				
<i>Hendry Wm</i>	70	30		1200	90		3	4		1	15	10	443		20	2	500	200						
<i>Reif Jno</i>	170	330		10000	800	250	6	14	2	50	36	25	2810		375		2500	800						
<i>Brent Henry</i>	100	180		2800	80		4	1	5	4	12	12	920				500	500						
<i>Danlap Willam</i>	10	30		500	40		7						13	600									1000	
	2519	3340		96015	4235	2670	131	22	111	2	280	603	456	28720	5505	503	15600	6625					51550	

28,800

State of Missouri, enumerated by me on the 22nd and 24th days of August, 1870.

C. W. Buntz, Ass't Marshal.

YEAR ENDING JUNE 1, 1870.

Cotton.	Wool.	Peas and Beans.	POTATOES.		Orchard products.	Wine.	Produce of Market Gardens.	DAIRY PRODUCTS.			Hay.	SEED.			Flax.	Flax-seed.	SILK cocoon.	SUGAR.		Molasses.	BEES.		Forest products.	Value of Home Manufactures.	Value of animals slaughtered or sold for slaughter.	TOTAL VALUE.			
			Irish.	Sweet.				Butter.	Cheese.*	Milk sold.		Clover.	Grass.	Hops.				Hemp.	Maple.		Cane.	Wax.					Honey.	Dolls.	Dolls.
Bales (50 lbs.)	Lbs.	Bush.	Bush.	Bush.	Dolls.	Gallons.	Dolls.	Lbs.	Lbs.	Gallons.	Tons.	Bush.	Bush.	Lbs.	Tons.	Lbs.	Bush.	Lbs.	Lbs.	Hhds. (1,000 lbs.)	Gallons.	Lbs.	Lbs.	Dolls.	Dolls.	Dolls.			
25	26	27	28	29	30	31	32	33	34	35	36	37	38	39	40	41	42	43	44	45	46	47	48	49	50	51	52		
	160	5	100	5	50		5	400			25									100				80	106	2178	1		
			10		20			150			15											6	30		230	1228	2		
	80		15		10			100			4														1000	1630	3		
																												4	
	22		15		10			100			3															110	588	5	
		2	12					100																		60	210	6	
		1						100																				7	
																												8	
																												9	
	65		40					50																		120	605	10	
			12																		38					20	163	11	
	15		24					50													165				10	100	248	12	
			10					40																		77	352	13	
	120		10		20			200			4										605		5	20		380	887	14	
			50					80			1										655					120	462	15	
	75	2	12		1375			300			10										1105		1	3	65	420	2000	16	
	75		12					300			6										205				30	315	1085	17	
																												18	
	35		15					200																		100	326	19	
	15		105					200																		100	407	20	
		2	12	5				50													405					580	666	21	
	50		60	1	10			200			2														30	120	738	22	
			25					200																			225	1173	23
	100	1	30					300			6													20	150	70	130	1125	24
			25	15				68																			115	725	25
																					68					10	8	334	26
	60	1	50	6				20			4														10	400	1021	27	
	60		20					200			3															67	225	1143	28
	50		10		175			100			25														40	225	1345	29	
																													30
																											60	185	31
			5					50																			60	277	32
			20		80			75			20															200	690	33	
			10					50			3																140	438	34
			10		6			100			3																265	685	35
	70		25		12			100																			200	1057	36
	40	2	85	12	30			40			10															30	265	1243	37
	100		40	10	30			100			2													4	50	10	400	866	38
	50		30	8	10			60			5													3	20	65	154	574	39
			15					60			4																80	302	40
	1250	10	924	62	1835			4094			155									422		34			490	1224	27463		

*This will include only such cheese as is made upon the farm. Milk sent to cheese factories will be regarded as milk sold off the farm.

State of Missouri, enumerated by me on the 24 & 25th day of August, 1870.

C. W. Renshaw Ass't Marshal.

YEAR ENDING JUNE 1, 1870.

1	2	3	POTATOES.		Orchard products.	Wine.	Produce of Market Gardens.	DAIRY PRODUCTS.			SEED.			Flax.	Flax seed.	Silk cocoons.	SUGAR.		DEES.		Forest products.	Value of Home Manufactures.	Value of animals slaughtered or sold for slaughter.	TOTAL VALUE.							
			Irish.	Sweet.				Butter.	Cheese.*	Milk sold.	Hay.	Clover.	Grass.				Hops.	Hemp.	Maple.	Cane.					Molasses.	Wax.	Honey.				
																												Bales (450 lbs.)	Lbs.	Bush.	Bush.
25	26	27	28	29	30	31	32	33	34	35	36	37	38	39	40	41	42	43	44	45	46	47	48	49	50	51	52				
			15-					20			2														185	486	1				
	15-		30		40			300			80										80	240		100	1435	2884	2				
																												3			
																												4			
	360		90	20	100			30			140													11	530	230	1600	5416	5		
	700		25-		50			300			25-																803	1145	6		
			8-					100																			125	293	7		
			8-					100																			100	218	8		
																													9		
			3					100																		50	137	10			
																													11		
			40					800			4										10 ⁵	3	50	25-	130	1037	12				
	1500	6	30		100			600			30												4	330	30	1200	3840	13			
	50		10					100																			184	597	14		
																											30	90	15		
			20	5-				100																				166	16		
			10					300																			130	373	17		
	75-	1	20																						30	80	397	18			
																													19		
																													20		
																													21		
	100		25-	15-	50			200			20														100	700	520	1887	22		
			10	2-	10			100			3															15-	80	661	23		
	400	5-	100	10	100			600			100													10	200	100	1200	4488	24		
																													25		
	300	4	75-		200			500			75-																1000	3737	26		
			40	20	200			500			60																1000	2802	27		
			40		25-			200			12																800	1598	28		
	35-		20					100																			200	856	29		
	100			5-	75-			150			40														50 ⁵	150	20	300	1845	30	
	120		10		65-			300			8-																	223	487	31	
	120		10		65-			300			8-																	223	824	32	
	18-		5-		20			200			2																	125	458	33	
			20					100			10																	357	168	34	
	30				8			100			6																11	760	1113	35	
	15-		15-					100			10																4	200	477	36	
	20		5-		60			100			6																	10	225	461	37
	50		25-		25-			150			10															50 ⁵		500	1142	38	
			5-		100		3	100			5-																	15-	137	835	39
																														40	
	3598	16	694		1293		3	6490			606														110	55	1075	595	15127	40670	

* This will include only such cheese as is made upon the farm. Milk sent to cheese factories will be regarded as milk sold off the farm.



SCHEDULE 3.—Productions of Agriculture in New Mile Branch Township in the County of Callaway, in the Post Office: Martinsburg

Name of Agent, Owner, or Manager.	ACRES OF LAND.			PRESENT CASH VALUE.		Total amount of wages paid during the year, including value of board.	LIVE STOCK, JUNE 1, 1870.								PRODUCE DURING THE YEAR.									
	Improved.	UNIMPROVED.		Of farm.	Of farming implements and machinery.		Horses.	Mules and Asses.	Milk Cows.	Working Oxen.	Other Cattle.	Sheep.	Swine.	Value of all live stock.	WHEAT.		Rye.	Indian Corn.	Oats.	Barley.	Buckwheat.	Rice.	Tobacco.	
		Woodland.	Other unimproved.												Spring.	Winter.								
	No.	No.	No.	Dolls.	Dolls.		No.	No.	No.	No.	No.	No.	No.	Dolls.	Bush.	Bush.	Bush.	Bush.	Bush.	Bush.	Bush.	Lbs.	Lbs.	
1	2	3	4	5	6	7	8	9	10	11	12	13	14	15	16	17	18	19	20	21	22	23	24	
Baillard, Chas R	130	100		4600			8	5		20	15	25	1840				50	400						
— John J	160	70		4600																				
Green, Lucy	130	80		3600	200	75	4	5		10	2	16	1044			20	800	300						
Hails, Conrad	148	80		4400	100		5	4		13	30	9	1200		50	30	600							
Kidgway, A D	80	60		2000	50		5	2		2	20	8	640		20	25	750	175						
Murdahl, David		20		300	30		2	1				2	300				200	60						
Buchanan, A H	20	40		1200	100		2	2	3			2	650				250	275						
Fremant, Michael	120	50		3000	125		2	4				20	16	500	253	34	25	150						
— John							2					6	2	400										
— Frank							1							100										
— Wm							1							100										
Whaley, Geo S	160	50		4000	100		8	3		6	18	14	1080		5	2	400	300						
Baird, Johnson	100	140		4000	20		4	4				20	10	580	105		400	360						
— John J							1							100										
— Jacob							1							100										
King, Geo	220			4400	200	100	8	10		40		18	2740				800							
Wilson, Hugh	30	10		800	5		4	2	3		3	2	15	874		80	57	500	200				700	
Dillard, Margaret	100	140	40	4000	150	4	12	3	6		13	34	23	2198	166	147	1000	280					2000	
Foliver, Cornelius	8	32		400	30		2	3	3		1		12	620			600							
— Thomas	4	36		375	30		2						10	240		13	250							
Potter, J S	4	56		1000	40		1	2		2			15	380										
Grube, Amos			Rent	R	30		1	1						110										
Bradley, John	133	125		5000	200		5	4		3	30	40	1080		130		700	500					5000	
Biggs, Wm J				R	200		2							140	60	600								
Baird, Wm H	70	70		800	30			2	1					240			50	700						
Daddy, J J				R			1	1						180	30		50						1000	
Arundson, Geo	110	80		4400	200	40	3	2	3		3	12	20	874	160		1000	600						
Hall, Jas W	111	60		3400	250	100	3	2	1				48	850	275	28	1700	400	35					
Watterson, J H	70	170		4800	200	50	7	2	3		8	15	15	1210		30	400	70						
Hendrix, Ares	50	350		6000																				
Kelison, Nancy				R			2	1			1	6	14	432	40		300	60						
Robinson, Thos							4							440										
Harrison, S P	380	400		11700	400	1000	10	7	8		12		35	2450			1000	100						
Quinn, Robt				R	100		5	5	5	1	4			22	1500	83		1000	500					
McPherson, A	150	176		6000	800		8	4		18	40	12	1800				150	900						
Scott, John							1							100										
Blackburn, Mary	100	180		5000			1							100										
Brown, Mary	180	160		6000	200		3	1	2		4	40	18	880	50		600	200						
Arnold, Carlina	150	210		2000	150		10	2	15		40	100	30	3600	125		700	800						
Bell, John T							1							70										

2990 2955 9678 3440 1309 13 34 103 1 205 445 456 30272 1085 944 14125 6536 35 5700

State of Missouri, enumerated by me on the 25, 26, 27th days of August, 1870.

C. W. Burt, Ass't Marshal.

YEAR ENDING JUNE 1, 1870.

Cotton.	Wool.	Peas and Beans.	POTATOES.		Orchard products.	Wine.	Produce of Market Gardens.	DAIRY PRODUCTS.			Hay.	SEED.		Hops.	Hemp.	Flax.	Flaxseed.	Silk cocoons.	SUGAR.		Molasses.	BEES.		Forest products.	Value of Home Manufactures.	Value of animals slaughtered or sold for slaughter.	TOTAL VALUE.	
			Irish.	Sweet.				Butter.	Cheese.*	Milk sold.		Clover.	Grass.						Maple.	Cane.		Wax.	Honey.				Dolls.	Dolls.
Bales (50 lbs.)	Lbs.	Bush.	Bush.	Bush.	Dolls.	Gallons.	Dolls.	Lbs.	Lbs.	Gallons.	Tons.	Bush.	Bush.	Lbs.	Tons.	Lbs.	Bush.	Lbs.	Fibs. (1,000 lbs.)	Gallons.	Lbs.	Lbs.	Dolls.	Dolls.	Dolls.	Dolls.		
25	26	27	28	29	30	31	32	33	34	35	36	37	38	39	40	41	42	43	44	45	46	47	48	49	50	51	52	
	60	4	10		40			300			22															700	1419	
			40	15	15	5					15																	
	100		40	15	100	5		450			15															1000	2888	
	70							200			15		1												60	300	837	
	140		50	20				150			2										305					200	885	
			15	5				100													185					100	281	
			2					200									130								20	60	485	
	50		40		5			200			1														50	258	771	
	65		25		100			200			8															158	735	
	100	3	30		5			200			5															280	817	
			20		20			230			12															1000	1525	
	100	1	30	2				25													175			100	200	200	854	
	100		14	20	100			800			8												3	135	100	100	1623	
			10	15				200																		100	428	
			6																		205		20	100	75	100	350	
	175		30	5	20			200			8												6	100	150	200	580	
			20					100																			1280	
																						365					732	
			10					100																			98	
			15					100																			188	
	60		10		40			200			6															350	1428	
	47	2	35		15			100													605					600	2153	
	40				60			100			10										155	7	110	30	205	205	777	
	14							100																		140	388	
								100																			30	
		2	15		15			300			30												6	150		560	1454	
		2	60		5			200			8															1000	1834	
	100	3	20		10			100			20												7	100		110	727	
	200		40		100			200													40	205			40	400	724	
																												437
	100		10					200			27															6000	1687	
	1511	17	57	82	635	5		8055			197					150				40		210		615	650	5707	28741	

* This will include only such cheese as is made upon the farm. Milk sent to cheese factories will be regarded as milk sold off the farm.



SCHEDULE 3.—Productions of Agriculture in Five Mile Prairie Township, in the County of Callaway, in the Post Office: Williamsburg

1	ACRES OF LAND.			PRESENT CASH VALUE.		7	LIVE STOCK, JUNE 1, 1870.								PRODUCE DURING THE									
	2	UNIMPROVED.		5	6		8	9	10	11	12	13	14	15	WHEAT.		18	19	20	21	22	23	24	
		3	4												16	17								
No.	No.	No.	Dolls.	Dolls.	Dolls.	No.	No.	No.	No.	No.	No.	No.	Dolls.	Bush.	Bush.	Bush.	Bush.	Bush.	Bush.	Bush.	Lbs.	Lbs.		
1	40	200		2800			2		1				7	250			250	250						
2									1				9	130										
3	147	80		4500	100		4	4	3		13	20	9	1440			750	100						
4	40			400																				
5	68	68		1620	100		5		2					380	60									
6	22	20		600	50		5		2				4	470	90		300							
7	304	117		8000	200	100	5		4				16	950	60		700	300						
8	180	320		6440	400	50	5	10	4			3	18	1330			500	200						
9	50	70		1000																				
10	100	100		4320	200	125	7	2	5			8	23	1485	200		800	700						
11	20	100		1200	12		3		2				6	390	60							4956		
12	80	70		1800	100	5	3	2	2			12	11	520	30		250							
13				R			1							100			100	70						
14				100	140	140	4		8		4	30	25	910	70		500	150						
15				50			4		8		6	9	9	758			300	350				1200		
16	60	40		1500	95		4		8		15	50	50	1320	40		1500	500						
17	250	480		7630	115	100	5	1	5		5	40	23	760	5		500	300						
18	80	240		1000	210	30	3		3	4			15	750			100							
19	60	20		1600	100	80	3		2		4	20	7	450	44		500	500						
20	70	170		3000	2000	100	7		3		27	65	15	1370	60		500	500						
21				R			1						6	160			300	150				1000		
22	80	200		2800	200		4		4		8	20	15	840	120		625	300						
23	30	90		1200	100	40	2	2	3		2		15	650	125		250	150						
24	50	110		2100	100		3		3		2	7	25	634	110		1000	300						
25				R					1					100										
26	25	55		480	50		5		2		4	13	10	636	65		250							
27	35	405		2640	75		5		4		2	14	13	208	70		350	150						
28	60	186		2460	50		8		5		5	48	15	1106	65		400	300				1500		
29	30	50		800	30		3		2		3	4	16	518	50		200							
30							1		1			5	5	770										
31	35	85		1400	50		2		3		2	30	21	570	84	76	250	36						
32	30	50		800	50		2		2			10	11	465	80		300							
33							1		1		1			125										
34	15	105		1360			4		1					268										
35	70	330		4200	100		3	2	3		3	31	18	900	40		500	50				1000		
36							2		1		2	6		272										
37							1							100										
38																								
39														4 50										
40	60	100		3000	200		6	2	4		7	30	15	1181	120	18	400	300						

2141 3811 3950 5077 770 118 26 98 4 123 453 419 22429 1028 94 1175 588 9696 650

State of Missouri, enumerated by me on the 2nd & 3rd days of Sept, 1870.

C. W. Bush, Ass't Marshal.

YEAR ENDING JUNE 1, 1870.

Cotton.	Wool.	Peas and Beans.	POTATOES.		Orchard products.	Wine.	Produce of Market Gardens.	DAIRY PRODUCTS.				SEED.				SUGAR.				BEES.		Forest products.	Value of Home Manufactures.	Value of animals slaughtered or sold for slaughter.	Estimated value of all farm produce on hand at the close of the year, in addition to stock.											
			Bales (50 lbs.)	Lbs.				Dush.	Dush.	Doll.	Gallons.	Doll.	Lbs.	Lbs.	Gallons.	Tons.	Bush.	Bush.	Lbs.	Tons.	Lbs.					Bush.	Lbs.	Lbs.	Hds. (1,000 lbs.)	Gallons.	Lbs.	Lbs.	Doll.	Doll.	Doll.	Doll.
	80		8					100													40 ³				100	300										
	250		30	20	25			400			40		15								20 ⁵	15	100	20	450	2000										
	30		15					100															5	30		380	800									
																											200									
	28		2		100			175			30														80	600										
	75		10		50			200			1														150											
																											700									
	75		10					200			1														100	550										
	50		20		50			200			0													34	254	700										
																								80		300										
																											300									
	5		15	1				100			5													10 ⁵	120	750										
			5					100																16 ⁵	274	600										
																											350									
																											300									
	7	5	12		10			50						30	2						11 ³	3	20	22	70	390										
	150		15	2				150																	40 ³	12	120	510								
	40		15					175										300						200	235	335	136	500								
	12		10		10			15																	13 ³	1	140	538								
	110		30		25			200			12														40 ⁵	25	200	1100								
	60		15		20			200																	8 ⁵	15	143	550								
			75																								470	600								
	150		20	3	25			500			45																750	2200								
	112		20					100			3														50 ⁵	100	580	1700								
			1	12				50			6																150	410								
	60		50					100																	75 ⁵	100	150	800								
	12	1	20					30																			100	300								
	60		12		25			140																	10 ⁵	75	211	800								
			10					100																	6 ⁵	30	300	400								
	15	2	15					100			1														20 ⁵	150	600									
			8					150																		16 ⁵	204	460								
	30	1	10		200			50			2																50	146	900							
			20					50																				74	200							
			10					375			152		15		30	2		300						402	25	485	484	6002	21408							

* This will include only such cheese as is made upon the farm. Milk sent to cheese factories will be regarded as milk sold off the farm.

State of Missouri, enumerated by me on the 31st day of Sept, 1870.
C. W. Bush, Ass't Marshal.

YEAR ENDING JUNE 1, 1870.

Cotton. (450 lbs.)	Wool. Lbs.	Peas and Beans. Bush.	POTATOES.		Orchard products. Dolls.	Wine. Gallons.	Produce of Market Gardens. Dolls.	DAIRY PRODUCTS.				SEED.				SUGAR.				BEES.		Forest products. Dolls.	Value of Home Manufactures. Dolls.	Value of animals slaughtered or sold for slaughter. Dolls.	TOTAL VALUE. Dolls.						
			Irish. Bush.	Sweet. Bush.				Butter. Lbs.	Cheese.* Lbs.	Milk sold. Gallons.	Hay. Tons.	Clover. Bush.	Grass. Bush.	Hops. Lbs.	Hemp. Tons.	Flax. Lbs.	Flax-seed. Bush.	Silk cocoons. Lbs.	Maple. Lbs.	Cane. (1,000 lbs.)	Molasses. Gallons.					Wax. Lbs.	Honey. Lbs.				
25	26	27	28	29	30	31	32	33	34	35	36	37	38	39	40	41	42	43	44	45	46	47	48	49	50	51	52				
																										45	327	1			
	6		10					150																			50	300	2		
	280		25					150			2																		700	3	
	40	1	20		50			150													78						142	600	4		
																														200	5
			5					150														4	33				68	300	6		
																															7
																															8
																															9
																															10
	30		6	3				100													208				40	208		610	11		
	40		12		20			75			2															60	500	12			
	75	1	30	10	50			300			2										408	6	80			300	1000	13			
	44	1	15					300								30					208	2	20		21	220	200	14			
																														15	
			15	5				200														108				375	550	16			
	30		15	10				200														108				170	600	17			
	250		50					250			30	14											20			322	1300	18			
																														19	
																														20	
																														21	
																														22	
			50		25			300														308				200	650	23			
																														24	
			30					200														308				150	375	25			
	40		60	10				300														308				121	887	26			
																													27		
	20		5		5			200								30						88				140	475	28			
	30		25		15			100			2											68				330	617	29			
	20		25								1					25									10	50	700	30			
	26							100																		170	710	31			
	25	3	20					50			3												3	50	25	183	700	32			
																										60	400	33			
	30	1	35					200			4											208				370	1450	34			
	30		15	6	10			100														188			20	125	1500	35			
		4	30		30			200															20	300		555	1200	36			
		3	20	10				100														408					158	350	37		
		2	20								6											208				238	600	38			
	20	1	20					200														158				18	186	500	39		
																													40		
618	4	558	54	205				4075			52	14			85					5	324	25	503		134	5034	18007				

* This will include only such cheese as is made upon the farm. Milk sent to cheese factories will be regarded as milk sold off the farm.

SCHEDULE 3.—Productions of Agriculture in *Five Mile Prairie Township* in the County of *Callaway*, in the Post Office: *Shamrock*



Name of Agent, Owner, or Manager.	ACRES OF LAND.			PRESENT CASH VALUE.		Total amount of wages paid during the year, including value of board.	LIVE STOCK, JUNE 1, 1870.								PRODUCE DURING THE YEAR.										
	Improved.	UNIMPROVED.		Of farm.	Of farming implements and machinery.		Horses.	Mules and Asses.	Milch Cows.	Working Oxen.	Other Cattle.	Sheep.	Swine.	Value of ALL live stock.	WHEAT.		Rye.	Indian Corn.	Oats.	Barley.	Buckwheat.	Rice.	Tobacco.		
		No.	Wood-land.												Other unimproved.	Dolls.								Dolls.	No.
1.	2.	3.	4.	5.	6.	7.	8.	9.	10.	11.	12.	13.	14.	15.	16.	17.	18.	19.	20.	21.	22.	23.	24.		
<i>Baden James</i>	45	57		1900	100	30	3		3		5	20	12	550		60	30	500	100						
<i>— Bend</i>				R	20		2	1	3					430				300	40						
<i>Bowers P</i>	15	33		500	10		1		1				2	110				100	40						
<i>Taylor James P</i>				R	100		3	2	4		7	10	18	900		30		100	250						
<i>Barry Ales</i>	20	67		1000																					
<i>Brantley Wm</i>	15	38		500	50		3	1	1		1	2	14	348				350							
<i>Kelly M</i>	57	54		2000	75	10	3	4	4		20		8	874		30	11	500	300						
<i>David Norman</i>	100	105		4000	100		8		6					900				370	100						
<i>— James</i>														80											
<i>McCoy James</i>				R	100		11		6			8	40	1170		140		1000	600					1200	
<i>Holt Alex</i>	80	300		7600	100		5		5				15	630		25		300	300						
<i>Baswell Nancy</i>				R					1				4	85				40							
<i>Todd Holt</i>	160	205		7000	200		6		4				16	700											
<i>— James</i>									2					80											
<i>Brown Samuel</i>	70	80		3000	3000	300	7		5		17	18	24	1500		210		500	405						
<i>Hopler James</i>	66	60		2000	30	130	3		4		6	12	30	700		121		200	300						
<i>Brown B B</i>	40	65		2100	125	200	7		3				12	1000		110		250	100						
<i>— Holt</i>	40	25		1300	50		2		2				18	800		30		250	30						
<i>Maupin Nimrod</i>	70	60		2400	25		7		4		1	25	18	825		140		500	300						
<i>Sayer Wm H</i>	35	45		1200	25		4	2	4		11	16	7	900		75		250							
<i>Todd H A</i>	100	123		4460	100	15	9		2		4	16	1	800		100		370	290					1000	
<i>Navel Amanda</i>				R	100		2		1					250											
<i>Kittie Geo W</i>									3					200											
<i>Fisher Matilda</i>							2		1					260				400	165					300	
<i>— James</i>							1							55											
<i>Smith Wm</i>	60	20		1350	95		1		3		1		13	300		37		200	125						
<i>Boile Jack</i>	100	86		2790	100		4		2				11	390		30	16	250	150						
<i>Blecker Wilson</i>				R					1					20											
<i>Boile Lucinda</i>					20		6		3		4	10	12	610											
<i>— Jas</i>																60		150	200						
<i>Oliver Susan</i>	60	80		2110			2		2					200											
<i>Wren Nancy</i>	50	30		1600	15		2		2				15	680											
<i>Harrison M L</i>				R			1							125		200		150	500						
<i>Board John</i>	200	220		8400	200	200	1							100											
<i>Moore Philip</i>				R	100		5		4		4	30	30	1000		220		1000	300	250					
<i>Kelly Wm D</i>	35	19		1800	100		4		2		2	8	12	500		40	40	1200	800	7					
<i>Baden Sarah</i>				R	100		6	1	5		1	25	15	815		75	18	990	100						
<i>Blendingburg Jas</i>	30	10		400	50		2		1				5	175		17		50							
<i>Harrison Margaret</i>	80	40		4000	40	40	1		2		1	12	18	300		22		200	25						
<i>Lockridge Jas</i>				R	30		4		3		2	2	5	445				300							
	1519	1817		63510	5140	925	127	8	90		111	231	420	19193		1774	181	11570	4750	257				4200	

C. W. Bush, Ass't Marshal.

YEAR ENDING JUNE 1, 1870.

Cotton. (Bales 450 lbs.)	Wool. Lbs.	Pens and Beams. Bush.	POTATOES.		Orchard products. Dolls.	Wine. Gallons.	Produce of Market Gardens. Dolls.	DAIRY PRODUCTS.			SEED.			SUGAR.			BEES.		Forest products. Dolls.	Value of Home Manufactures. Dolls.	Value of animals slaughtered or sold for slaughter. Dolls.	TOTAL VALUE. Dolls.					
			Irish. Bush.	Sweet. Bush.				Butter. Lbs.	Cheese.* Lbs.	Milk sold. Gallons.	Hay. Tons.	Clover. Bush.	Grass. Bush.	Hops. Lbs.	Hemp. Tons.	Flax. Lbs.	Flax-seed. Bush.	Silk cocoons. Lbs.					Maple. Lbs.	Cane. Hhds. (1,000 lbs.)	Molasses. Gallons.	Wax. Lbs.	Honey. Lbs.
1	85	2	25	50				200			5								200		50	200	900				
2		1	20					200														130	350				
3		1	25					150											205			100	250				
4	25		12	10				150			3				12				305		11	200	600				
5																											
6	1		55	5				5											255				175				
7	80		10	10				100			3								19			100	700				
8			6					150			7											200	800				
9																											
10	75		12	5				400			4								605			325	1600				
11			20					500			15								135	10	100	20	157	800			
12			20					100															30	100			
13								300			3												150	300			
14																											
15	50		10	5	40			250			5								305	3	15	20	527	1400			
16	86		5	5				300											125	10	100	40	170	650			
17			10	50				200															120	550			
18			10					100			15											100	450				
19	75	2	20					300			3								355			18	120	575			
20	85		5					300											353				120	500			
21	40		10	40				200			2											17	160	850			
22																											
23																											
24		1	25					100															61	700			
25																											
26			5					100											145	5	40		111	375			
27	25		10					150											305			25	225	700			
28			10																				30	100			
29																											
30	30		15	50				200			3								105			25	500	575			
31																											
32																											
33		2	25					175			4												200	1100			
34																											
35	100	4	20	50				300			13								205		50	20	400	1700			
36	25	2	8					175											55		75	31	150	1100			
37	75			40				400			3				20				505			35	300	1200			
38								40											105				150	230			
39	40		5					50			2								125				434	700			
40	12		20					100											705					300			
	709	15	413	15	350			5696			90				52			445	3	580	310	5560	20530				

* This will include only such cheese as is made upon the farm. Milk sent to cheese factories will be regarded as milk sold off the farm.

SCHEDULE 3.—Productions of Agriculture in *Five Mile Prairie* Township in the County of *Callaway*, in the
 Post Office: *Shamrock*



1	ACRES OF LAND.			PRESENT CASH VALUE.		7	LIVE STOCK, JUNE 1, 1870.								PRODUCE DURING THE YEAR.								24		
	2	UNIMPROVED.		5	6		8	9	10	11	12	13	14	15	WHEAT.		18	19	20	21	22	23			
		3	4												16	17									
No.	Improved.	Wood-land.	Other unimproved.	Dolls.	Dolls.	Dolls.	No.	No.	No.	No.	No.	No.	No.	Dolls.	Spring.	Winter.	Rye.	Indian Corn.	Oats.	Barley.	Buckwheat.	Lbs.	Lbs.		
1	<i>Gee Tho</i>	12	28		250	15		2	1				7	115				100							
2	<i>Chick Frank</i>	40	44		1000	20		2	1				6	180				250	40				800		
3	<i>Gallison Robt</i>	90	94		1800	100	50	2	2	3			10	20	650	70		500	300				2200		
4	<i>Neff Samuel</i>	100	100		3000	100	60	4		4		2	15	10	420	77		1000	100						
5	<i>Maubert J. S.</i>	80	120		1800	100	50	4		2			7	14	600	54		150	100						
6	<i>Berry Galib</i>	200	400		9000	200	200	3	2	3			18	7	877			2500	500						
7	<i>McKee Joseph</i>	30	160		3800	200		3		1			14	400			100	40	400	314			600		
8	<i>Hughes James</i>	Rents			R			1		1			14	240											
9	<i>Hughes John</i>	40	60		2000	200		4		3		1	20	17	580	20		400	40				1200		
10	<i>Williams J. W.</i>	15	25		500	30		4		1			14	476			40	750	200				2000		
11	<i>Peters H. A.</i>	40	222		5000	100		3		1			11	6	282			200	100						
12	<i>Dudley Geo. J.</i>	30	37		5000	100	40	1		1					130										
13	<i>Stewartson S.</i>	Rents			R	75		3	2	3			2	15	700	125		300	100						
14	<i>Gates Chal</i>							3		2				4	400										
15	<i>Simpson Wm</i>	10	30		575	100	50	2		1			6	275				200							
16	<i>Blundell Jnd</i>	Rents			R			1		1				5	180										
17	<i>Boswell Wm</i>	40	40		1000	75		4		2			4	10	575	28	19	150	40						
18	<i>Norris Garland</i>	90	116		3190	100		12		9		7	30	25	1200	32	5	500	146						
19	<i>Peters Jnd. B.</i>	78	56		2010	200	50	5		6		8	50	27	700	55		250	700						
20	<i>Johnston Jnd</i>	10	110		1200	100		6		2			7	350			10	200					800		
21	<i>Copier Caleb</i>	5	35		400	80		1						5	70										
22	<i>Belly Samuel</i>	Rents			R			2							100										
23	<i>Township G.</i>	"	"					2							70										
24	<i>Johnston E</i>	"	"					3					2	9	20	320	20		250	200					
25	<i>Bart Wm</i>	480	120		14000	400	600	7		6		27	350	14	2580	38		200	400						
26	<i>Ray Jnd. C.</i>	100	100		4000	100	75	2		3		2	30	14	620	15		150	60						
27	<i>Meteor John</i>	167	283		9000	250	250	6		6		17	8	22	1048	150		625	400						
28	<i>Nice E. R.</i>	500	500		20000																				
29	No of Stock	84	Amt of Stock as follows:					110	21	45	4	228	74	176	19845										
30	Holder																								
31																									
32																									
33																									
34																									
35																									
36																									
37																									
38																									
39																									
40																									

247 2640 4525 2595 1625 47 57 13 558 291 1408 838 64 9070 5742 7600

State of Missouri, enumerated by me on the 10th day of Sept, 1870.
C. W. Bunt, Ass't Marshal.

YEAR ENDING JUNE 1, 1870.																										TOTAL VALUE.				
Cotton. Bales (550 lbs.)	Wool. Lbs.	Peas and Beans. Bush.	POTATOES.		Orchard products. Dolls.	Wine. Gallons.	Produce of Market Gardens. Dolls.	DAIRY PRODUCTS.			Hay. Tons.	SEED.		Hops. Lbs.	Hemp. Tons.	Flax. Lbs.	Flax-seed. Bush.	Silk cocoons. Lbs.	SUGAR.		Molasses. Gallons.	BEES.		Forest products. Dolls.	Value of Home Manufactures. Dolls.	Value of animals slaughtered or sold for slaughter. Dolls.	Estimated value of stock, including bal- ances, additions and ad- ditions to stock. Dolls.			
			Irish. Bush.	Sweet. Bush.				Butter. Lbs.	Cheese.* Lbs.	Milk sold. Gallons.		Clover. Bush.	Grass. Bush.						Maple. Lbs.	Cane. Hds. (1,000 lbs.)		Wax. Lbs.	Honey. Lbs.							
25	26	27	28	29	30	31	32	33	34	35	36	37	38	39	40	41	42	43	44	45	46	47	48	49	50	51	52			
			8					100													51				30	130	1			
			14					100													10				60	350	2			
	30		20					200																30	150	900	3			
	50	1	10					300																10	316	1100	4			
			1					200																		140	400	5		
	50	8	5					200			4														50	470	2100	6		
			10					100			2															40	700	7		
																												8		
	50		5	8	40			250													51			30	140	700	9			
			10					100			9															62	900	10		
	30	3	4		5						2														20	70	275	11		
								100																		100	179	12		
								250																	10	110	530	13		
			12		10			150																	7	100	200	14		
								100			2														12	215	400	15		
								100																	14	125	200	16		
			10		20			230			4														50	200	500	17		
	150	1	28		17			700			6														100	400	1200	18		
	100		20					150			12															400	1100	19		
								150																		18	120	400	20	
																													21	
																													22	
																													23	
																													24	
	1800	2	25	5				500			100															150	400	24		
	180	1	10	10				300																		225	2500	25		
	180	1	10	10				300																		340	800	26		
	25	1	15		50			200			25													6	100	480	1500	27		
																													28	
																													29	
																													30	
																													31	
																													32	
																													33	
																													34	
																													35	
																													36	
																													37	
																													38	
																													39	
																													40	
765	12	207	23	142				4480																	25	6	100	351	4443	17464

I do hereby Certify that the above and within Census return of Nine Mile Prairie Township Callaway County State of Missouri contains Seventeen pages or Seventeen ²⁵/₄₀ pages and that the same has been well and truly made according to Law

C. W. Bunt

* This will include only such cheese as is made upon the farm. Milk sent to cheese factories will be regarded as milk sold off the farm.

State of Missouri, enumerated by me on the 18. 19. 20 day of August, 1870.
Abraham Combs, Ass't Marshal.

YEAR ENDING JUNE 1, 1870.

Cotton.	Wool.	Peas and Beans.	POTATOES.		Orchard products.	Wine.	Produce of Market Gardens.	DAIRY PRODUCTS.			SEED.			Hops.	Hemp.	Flax.	Flax seed.	Silk cocoons.	SUGAR.			BEES.		Forest products.	Value of Home Manufactures.	Value of animals slaughtered or sold for slaughter.	Estimated value of all farm production, including bet- ton, including bet- ton, including bet- tons to stock.		
			Bales (450 lbs.)	Lbs.				Bush.	Bush.	Bush.	Dolls.	Gallons.	Dolls.						Lbs.	Lbs.	Gallons.	Tons.	Bush.					Bush.	Lbs.
25	26	27	28	29	30	31	32	33	34	35	36	37	38	39	40	41	42	43	44	45	46	47	48	49	50	51	52		
								50										100		maple 7				30	300	590			
2	30	6	25					50			2											96		56	195	775			
3	40		20					40			3													18	170	615			
4								75																		100	245		
5			175					100																		550	1010		
6	50		20		50			150			2							200		maple 5				14	334	1325			
7	10		40		60			200			2									maple 20				32	190	1035			
8	80	4	8		40			175																10	360	785			
9			20					130			6															120	815		
10	30		30					200			9															330	1125		
11			25					100																		450	1240		
12			10					50																		80	550		
13	60	2	12					200			12															460	1320		
14	85		40					150																	56	1200	2130		
15	60		40					200			3															334	1125		
16	40		100					40																	30	300	700		
17			15					125			2															150	560		
18			8					100																		150	330		
19	180	6	40					200			33												48	70	920	2820			
20			100		50			100			15															200	845		
21	116							200			4									5				50	380	1380			
22			15					30																	20	84	535		
23	30		45					60												maple 10				20	120	685			
24	17		40		15			70			1															90	610		
25	18		20		15			100			10																570		
26	20		8		20			150			6														15	60	615		
27			10		10			20																		60	660		
28	18		12					125													5				20	120	1258		
29	60		10		25			120			5															210	1025		
30	25							50			3															150	815		
31	50		25					120																	15	190	885		
32			25					50			2										5				15	110	415		
33			150					150			15															300	1050		
34																													
35			20		50			150			8															90	630		
36		2	40					100										76		5				16	300	935			
37																													
38																													
39			20					150																			130	905	
40	118		25		100			300																		460	1500		

Handwritten notes and corrections at the bottom of the page, including numbers like 118, 119, 143, 144, 145, 146, 147, 148, 149, 150, 151, 152, 153, 154, 155, 156, 157, 158, 159, 160, 161, 162, 163, 164, 165, 166, 167, 168, 169, 170, 171, 172, 173, 174, 175, 176, 177, 178, 179, 180, 181, 182, 183, 184, 185, 186, 187, 188, 189, 190, 191, 192, 193, 194, 195, 196, 197, 198, 199, 200.

* This will include only such cheese as is made upon the farm. Milk sent to cheese factories will be regarded as milk sold off the farm.



SCHEDULE 3.—Productions of Agriculture in _____, in the County of _____, in the Post Office: _____

Name of Agent, Owner, or Manager.	ACRES OF LAND.			PRESENT CASH VALUE.		Total amount of wages paid during the year, including value of board.	LIVE STOCK, JUNE 1, 1870.								Value of ALL live stock.	PRODUCE DURING THE YEAR.								
	Improved.	UNIMPROVED.		Of farm.	Of farming implements and machinery.		Horses.	Mules and Asses.	Milch Cows.	Working Oxen.	Other Cattle.	Sheep.	Swine.	WHEAT.		Rye.	Indian Corn.	Oats.	Barley.	Buckwheat.	Rice.	Tobacco.		
		Wood-land.	Other unimproved.											Spring.									Winter.	Bush.
No.	No.	No.	Dolls.	Dolls.	Dolls.	No.	No.	No.	No.	No.	No.	No.	Dolls.	Bush.	Bush.	Bush.	Bush.	Bush.	Bush.	Lbs.	Lbs.			
1	2	3	4	5	6	7	8	9	10	11	12	13	14	15	16	17	18	19	20	21	22	23	24	
Arthur Vincent	70	50		1200	100	20	4		2		6	20	20	955		90		300	110					
Sheets Elizabeth	50	110		1600	30		2	1	2			3	4	220		60		300	150					
Burns James M	60	20		2000	40		5		2		1	15	6	820		120		800	250					
Howler Henry A	200	120		4500	40		4		4		2	14	20	700		100		750	300					
Darty James	100	60		3000	50		4		4			14	35	750		100		750	450					
Sims James	320	100		8000	200		12	4	4	2	4	50	10	1160		110		500	60					
Willet David H	95	105		3000	50		4		3			36	18	475		275		600	500				1168	
Burns Robert S	80	80		640	30		6		2			10	8	410		60		200	180					
Trotter Frances	Land returned by M. O. Trotter						2		3		2		16	400		47		400	200					1150
Olds Benj D W	50	110		3000	50		2	1	1				10	490				300	200					
Corvus John W	150	111		4200	20	250	7	1	4		3		20	1095		300		500	500					
Darty James	200	100		4500	40		5	3	1	2	2	15	40	1205		230		400	200					
I do hereby certify that the above and within returns is a true copy of the original census returns of "Products of Agriculture" in Rural Prairie Township Cassaway County State of Missouri, and that the same has been well and truly made according to law.																								
																				Merran Correll Assistant Marshal				
<div style="display: flex; justify-content: space-between; margin-top: 20px;"> 1325 916 35000 4140 650 270 44 10 32 4 20 177 207 6360 1392 5800 3140 2370 </div>																								

SCHEDULE 3.—Productions of Agriculture in the Township of Saint Aubert, in the County of Callaway, in the Post Office: Portland Callaway Sec 16.

Name of Agent, Owner, or Manager.	ACRES OF LAND.			PRESENT CASH VALUE.		Total amount of wages paid to laborers, including value of board.	LIVE STOCK, JUNE 1, 1870.								PRODUCE DURING THE YEAR.								
	Improved.	UNIMPROVED.		Of farm.	Of farming implements and machinery.		Horses.	Males and Asses.	Milk Cows.	Working Oxen.	Other Cattle.	Sheep.	Swine.	Value of All live stock.	WHEAT.		Rye.	Indian Corn.	Oats.	Barley.	Buckwheat.	Rice.	Tobacco.
		No.	Wood-land.												Other unimproved.	Dolls.							
1	2	3	4	5	6	7	8	9	10	11	12	13	14	15	16	17	18	19	20	21	22	23	24
1 Smith William G	70	39		1,000	25	75	6	4		3	25	30	1,000		35		30						1,200
2 Callaway James V	25	55		400	25		2						250		25								
3 Sanders Isaac A	20	150		400	5		1	1			7	6	80				300						
4 Lawrence William F	75	100		2,000	50	180	5	2	4	2	7	35	40	1,200	100	5	500	200					200
5 Sawville Archelaus	30	130		1,000	25		1	2	1		1	30	11	350	50		500						
6 McCall Robt J	10	80		200	10		4	2				10	9	420	50		210	25					
7 Sanders William R	40	113		1,200	20		1	2	2			6	7	300			240	60					
8 Pierce John W	50	150		1,000	50		5	5	2			15	30	800			250	8					
9 Peir Boaz	60	100		1,250	50		1	1	3	2	2	20	17	500	50	10	200	75					800
10 Whangis Samuel	35	45		600	50	40	4	4	2	4		2	500		235		100	100					3,500
11 Golden Eliza J	12	25		500		7																	
12 Giff James	12	68		500	30		2	2	2	1	14	2	430				175						
13 Harrison Wingfield	40	425		4,000	25		1	3		1	6	8	367		35		175	75					
14 Fisher Thomas H	30			300	50	100	3	2		1	15	20	400		50		1,000	150					1,570
15 Nett Rebecca	20	126		250	25	8	2	2		2		6	388		26		1,000						600
16 Wansora Pitt C	80	76		5,000	200	100	3	1	2	2	2	25	30	550			1,500						
17 Perry James H	8			200	15		1							75			170						
18 Nathanial	30			600	15		1						1	126			100						
19 Moore Wharton H	53	27		1,200	8	40	1	2	1		2	2	425		158		375						
20 Serriny Joseph	20			600	10		1	1						200									
21 Wallis Wora	20			600	15		2	2	1				10	350			110						30
22 Smith Elizabeth G	55	205		5,200		300	3	2		2	16	10	485		25		50	20					
23 Benson Harrison	30	127		1,000	15	155	3	2	1	2				365									
24 Jenkins Francis	40			600	15		2							150			200	30					
25 Samuel Henry	40			300	5	20	2	3					18	500			500						
26 Nichols Horace N	15			400		125	3	1		1			8	300		30	250						
27 Blaunt Live J	15			400	25	250	2	1	1				11	300			1,000						
28 Morrow Lyla G S	20	30		1,000											25		350		80				
29 Smart Selina J	70			500	50	100	3	2		40		40	1,430		200		1,000	200					
30 Hermluckh William	29			300	50		2	2	2	2	10	20	450		200		300	20					
31 Sanders Jeremiah	35			800	75		3	2				35	30	440	36	160	600						
32 Harris James B	35	44		1,000			3	2					4	450									
33 Smith Cyrus C	50	260	120	6,300	30	150	7	3	3	2	2	18	30	1,765	150		500	100					
34 Cannon Martin	8			250	10		1	1						65			250						
35 Dickinson Wang O	64	70		5,000		60				1				35									
36 Crowsan Johnathan	35			900	20	10	5	2					6	700	220		375						
37 Ramsey George	26			650	20		2	1						250	155		700						
38 Nichols Samuel	38			1,545	15	500	2	1	1		1		13	500	60		200						
39 Jones Adison D	10			250	20	20	2						3	150	170								
40 Moore George et	8			200		300	1	1	4				1	225			200	20					

1363 2352 276 530 75 1013 2560 91 17 67 21 76 287 421 17274 362229 15 13605 1083 80 7850



1249

21.6

SCHEDULE 3.—Productions of Agriculture in the Township of Saint Aubert, in the County of Callaway, in the Post Office: Portland Callaway Co Mo.



Name of Agent, Owner, or Manager.	ACRES OF LAND.			PRESENT CASH VALUE.		Total amount of wages paid during the year, including value of board.	LIVE STOCK, JUNE 1, 1870.								PRODUCE DURING THE YEAR.									
	Improved.	UNIMPROVED.		Of farm.	Of farming implements and machinery.		Horses.	Mules and Asses.	Milch Cows.	Working Oxen.	Other Cattle.	Sheep.	Swine.	Value of All live stock.	WHEAT.		Rye.	Indian Corn.	Oats.	Barley.	Buckwheat.	Rice.	Tobacco.	
		Wood-land.	Other unimproved.												Dolls.	Dolls.								No.
1	2	3	4	5	6	7	8	9	10	11	12	13	14	15	16	17	18	19	20	21	22	23	24	
1 Humphrey Adam B	20	20		300	6	15	1	1				6	5	150		70		50	100					
2 Shoen Charles	10			250	5		1	1						150				300						
3 Moore James B	125	160	800	3,000	200	600	1	2	6		6		12	800		200								
4 Rodgers Andrew G	40	120		1,500	15	20	3	1	1	2	1	13	11	280		53		100	100					
5 Young William C	6	37		150	60	10	1	1					1	45		70		75						
6 Jarrow Thornton C	50	147		1,000	30	50	3	1	2		30	15	35	300		250			50					
7 Clark Samuel	15	142		1,600	10		2		1			10	1	225		122		800	105					
8 Dunlap James	24	46	80	600	16	25	2		2			10	2	480				500						
9 Shellis William	7	33		775												11								
10 — John	1	36		200	8		2						10	180		40								
11 Beardand Susan	12	58		800				1	1				5	135		24		340	20					
12 Rodgers Thomas J	30	40		800	10	25	3		2		2		16	280	10			60	40				400	
13 Croughan John W	35	216	160	500	50	70	4		2		2	8	2	150		100		100	100					
14 Foster John W	22			350	5				1		2	13	9	100		20		375	40					
15 Ferris John F	20			300	8		2						11	280		30		240	50					
16 Moore Samuel J	100	59		6,000	210	300	1	3	3		5		30	800		500		1000	75					
17 Ferguson Napoleon	24	60		3,000	25	15	1	5			3		25	475										
18 Smith Genes	35			2,000	15	25	2				1		5	150		50		250						
19 Foster Edward	28			400	20	12	2		1				7	200		70		770						
20 Gentman Martin S	10			300			3	1	1		1		12	400				150						
21 Davis Matthew K	18	102		2,000	135	150	4		4	2	12		18	700		140		500						
22 White John P	22			400			2						16	170				850						
23 Pannell Martin C	15	102	72	3,000	50	550	2		2	2			25	450				700						
24 Mansard Sam E	30			750	15	50	2		1				5	100		70		570	130					
25 Gault Robert	23			500	100		3	1	3	2		23	16	400		86		400					400	
26 Davis William S	65			1,200	20	25	2	1	1	2			25	300		600		1,200						
27 Davis James C	35			800	10		3	1	3		3	15	16	250		100		750						
28 Smith Gustus	65	95		1,500	100	50	2	2	3			17	11	300		250		1000	50					
29 Goff Stephen J	19			380	50		3		1			15	16	250				750	40					
30 Kintan John S	30	40		1,500	25	40	2		1		1	8	12	500		300		300						
31 James David	65	49	320	3,950	309	80	2		3		1	15	15	400				200						
32 Taylor Andrew W	20	110		2,000	309	80	3		3			15	15	475				200						
33 Moore William C	24	112	12	1,340	50		1	2	2		2	7	8	250				300	100					
34 Moore James S	35	85		1,200	30	10	2	2	2		3	10	25	600		110		300	200					
35 Bagby Waddy C	24	36		600	10	10	3	1	2			10	15	500		202		360	50					
36 Putnam Jeremiah	50			700	25		2		1		3	5	1	250		14		75	100					
37 Pedler Christoph	30	50		1,000	10		3		2		2		13	250		42		200	100					
38 Field Peter J	25			300	25		1		3			6	16	200		50		450	80				50	
39 Horner Frederick A	35	125		1,800	20		2		2				16	260										
40 Goff Thomas	15	25		400	20				2				8	6	196				150	80				

2138
 1365 1144 444 444 444 444 1986 22 12 78 24 07 10 80 231 489 12486 10 3000 14715 1030 850

State of Wisconsin, enumerated by me on the 19, 22, 23, 24, + 25th days of August, 1870.

John P. Morgan, Ass't Marshal.

YEAR ENDING JUNE 1, 1870.

Cotton.	Wool.	Peas and Beans.	POTATOES.		Orchard products.	Wine.	Produce of Market Gardens.	DAIRY PRODUCTS.			SEED.			Hops.	Hemp.	Flax.	Flax-seed.	Silk cocoons.	SUGAR.			BEES.		Forest products.	Value of Home Manufactures.	Value of animals slaughtered for slaughter.	Estimated value of all farm production, including betterments and additions to stock.	TOTAL VALUE.		
			Irish.	Sweet.				Butter.	Cheese.*	Milk sold.	Hay.	Clover.	Crab.						Maple.	Cane.	Molasses.	Wax.	Honey.						Dolls.	Dolls.
Bales (450 lbs.)	Lbs.	Bush.	Bush.	Bush.	Dolls.	Gallons.	Dolls.	Lbs.	Lbs.	Gallons.	Tons.	Bush.	Bush.	Lbs.	Tons.	Lbs.	Bush.	Lbs.	Lbs.	Hds. (1,000 lbs.)	Gallons.	Lbs.	Lbs.	Dolls.	Dolls.	Dolls.	Dolls.			
25	26	27	28	29	30	31	32	33	34	35	36	37	38	39	40	41	42	43	44	45	46	47	48	49	50	51	52			
	10																								10	100	136	1		
																												180	2	
			40								5																250	180	3	
	30		15		20															20	5		10			10	170	180	4	
								6																			30	100	5	
			20		150			100			1													25			275	287	6	
	27																									10	170	685	7	
	30		40																								60	310	8	
					5																							11	9	
																											50	46	10	
			2																							10	88	153	11	
			10		10																						170	105	12	
	15		10																	100	10.6					80	200	13		
	27		50																							80	146	14		
																										200	1493	15		
																												1330	16	
																													17	
			20																									150	18	
			20																								40	680	19	
			20																									80	20	
																												171	21	
																											80	440	22	
			40																								300	315	23	
			5																								50	372	24	
	117	13.11	40					10	100																20	40	240	507	25	
			15																						25		200	1800	26	
	35		10	4	50			200			1	X															197	116	27	
	50		75	5	100			95			3													10	25	275	872	28		
	37		13																								125	500	29	
	20		10		75			1	7															20			170	580	30	
	25		40		10																						100	210	31	
	25		40		10																						100	285	32	
	14				40																			5	50	20	70	270	33	
	12		10																								110	360	34	
	10		3									1															5	270	470	35
	15											1														10	50	175	36	
			25		85			50																				50	275	37
	12		25					50																			50	50	288	38
																														39
	8																											65	135	40

509. 11. 598. 9. 555. 11. 601. 12. 170. 5. 145. 25. 140. 4210. 14.547.

* This will include only such cheese as is made upon the farm. Milk sent to cheese factories will be regarded as milk sold off the farm.

SCHEDULE 3.—Productions of Agriculture in the Township of Saint Aubert in the County of Callaway, in the Post Office: Portland Callaway Co Mo

| Name of Agent, Owner, or Manager. | ACRES OF LAND. | | | PRESENT CASH VALUE. | | Total amount of taxes paid during the year including value of land. | LIVE STOCK, JUNE 1, 1870. | | | | | | | | | | PRODUCE DURING THE YEAR. | | | | | | | |
|-----------------------------------|----------------|-------------|------------|---------------------|--------------------------------------|---|---------------------------|------------------|-------------|---------------|---------------|--------|--------|--------------------------|-------------------|--------|--------------------------|--------------|-------|---------|------------|-------|----------|--------|
| | Improved. | UNIMPROVED. | | Of farm. | Of farming implements and machinery. | | Horses. | Mules and Asses. | Milch Cows. | Working Oxen. | Other Cattle. | Sheep. | Swine. | Value of All Live Stock. | WHEAT. | | Rye. | Indian Corn. | Oats. | Barley. | Buckwheat. | Rice. | Tobacco. | |
| | | No. | Wood-land. | | | | | | | | | | | | Other unimproved. | Dolls. | | | | | | | | Dolls. |
| 1 | 2 | 3 | 4 | 5 | 6 | 7 | 8 | 9 | 10 | 11 | 12 | 13 | 14 | 15 | 16 | 17 | 18 | 19 | 20 | 21 | 22 | 23 | 24 | |
| 1 Doyle Francis | 20 | 20 | | 200 | 10 | | 3 | 1 | 3 | | | 20 | 13 | 325 | | 75 | | 250 | 100 | | | | | |
| 2 Humphreys Archibald | 17 | 37 | | 200 | 15 | | 2 | | 1 | | | | | 7 | 200 | | 25 | | 225 | 30 | | | | |
| 3 Bagby Terina | 50 | 110 | | 1000 | 60 | | 3 | 1 | 2 | | 2 | 30 | 15 | 400 | | | | | | | | | | |
| 4 McMillan George W | 30 | 90 | | 450 | 40 | | 3 | | 4 | 2 | 1 | 30 | 18 | 300 | | 70 | 10 | 800 | 10 | | | | | |
| 5 McCreich Nicholas | 15 | 25 | | 400 | 40 | 15 | 2 | | 2 | | 1 | 8 | 6 | 325 | | 102 | 30 | 100 | 40 | | 5 | | | |
| 6 Creed George S | 2 | 38 | | 350 | 15 | | | | 2 | 1 | | | | 3 | 100 | | | | | | | | | |
| 7 Cleaveland Robert A | 50 | 170 | | 1600 | 150 | 10 | 1 | 1 | 2 | | 2 | 12 | 7 | 400 | | 123 | 30 | 300 | 70 | | | | | |
| 8 Doyle Thomas J | 40 | 120 | | 800 | 25 | | 3 | | 3 | 2 | 5 | 15 | 9 | 400 | | 100 | | 400 | 200 | | | | | |
| 9 Humphreys James | 25 | 325 | | 200 | 30 | | 1 | | 1 | | 1 | 3 | | 200 | | | | 75 | 150 | | | | | |
| 10 Straw Susan | 25 | 125 | | 500 | | | 2 | | 1 | | 1 | | 1 | 135 | | | | 70 | 30 | | | | | |
| 11 Kemp William W | 50 | 600 | | 3000 | 50 | | 8 | 2 | 4 | | 6 | 20 | 20 | 470 | | 125 | | 300 | 100 | | | | | |
| 12 Leno Joseph | 25 | 15 | | 350 | 8 | | 1 | | 1 | | | 10 | 8 | 150 | | 20 | | 350 | | | | | | |
| 13 Corley William | | | | | | | 2 | | 1 | | | 12 | 8 | 185 | | | | | | | | | | |
| 14 Prussian Moses | 6 | | | 100 | 3 | | 1 | | | | | | | 30 | | | | 125 | | | | | | |
| 15 Hook James N | 30 | | | 450 | 125 | 5 | 3 | | 1 | | 1 | 7 | 12 | 400 | | 30 | | 750 | | | | | | |
| 16 Bagby James W P | 8 | | | 160 | 10 | | | | 1 | 1 | | | | 125 | | | | 150 | | | | | | |
| 17 George G | 15 | | | 200 | | | 2 | | 1 | | | | | 100 | | | | 75 | | | | | | |
| 18 Glover Jesse | 35 | 125 | | 1500 | 15 | | 4 | | 5 | | | | | 450 | | 60 | | 200 | 20 | | | | | |
| 19 Ellis Benjamin J | 60 | 100 | | 1200 | 15 | | 2 | | 1 | | | | | 7 | 150 | | | | | | | | | |
| 20 Moon George B | 60 | 175 | | 800 | 30 | | 5 | | 3 | 2 | 5 | 18 | 7 | 500 | | 10 | | 200 | | | | | | |
| 21 Corville James | 30 | | | 500 | 10 | | 1 | | | | | | | 15 | 100 | | 148 | | 200 | 40 | | | | |
| 22 Masley Joseph S | 35 | 125 | | 1500 | 15 | 13 | 4 | | 2 | | | 12 | 23 | 300 | | 100 | | 370 | 60 | | | | | |
| 23 Nichols James A | 30 | | | 250 | 20 | | 3 | | 1 | | 5 | | | 9 | 400 | | 60 | | 300 | | | | | |
| 24 Sangley John S | 100 | 300 | | 4000 | 70 | 40 | 12 | 3 | 3 | | 3 | 45 | 35 | 3000 | | 140 | | 750 | | | | | | |
| 25 Thomas John W | | | | | | | 1 | | 1 | | | | | 3 | 100 | | | | | | | | | |
| 26 Corville Franklin | 60 | 100 | | 1000 | 30 | 30 | 4 | | 2 | | | 42 | 2 | 300 | | 100 | | 250 | 70 | | | | | |
| 27 Mcmahon Jefferson | 50 | 30 | | 1500 | 50 | | 5 | | 1 | | | 6 | 10 | 600 | | 72 | | 375 | 125 | | | | | |
| 28 Powell William S | 400 | 600 | | 10000 | 300 | 300 | 6 | 4 | 6 | | 50 | | 40 | 2000 | | 400 | 100 | 1000 | 200 | | | | | |
| 29 Sheatham Parca C | 75 | 165 | | 4000 | 220 | 25 | 7 | | 4 | | 9 | 34 | 12 | 1200 | | 150 | | 500 | 300 | 300 | | | | |
| 30 Nichols Gifford | 26 | 100 | | 500 | 200 | 10 | 2 | | 1 | | | 6 | 8 | 250 | | | | 50 | 30 | | | | | |
| 31 Jore Robert | 15 | 50 | | 500 | 10 | | 2 | | | | | | | 6 | 125 | | | 450 | | | | | | |
| 32 Waters James | 15 | | | 300 | 10 | | 2 | | 1 | | 1 | | | 8 | 200 | | | 500 | | | | | | |
| 33 Brady Hiram | 20 | 20 | | 200 | 5 | | 1 | | 1 | | | | | 1 | 160 | | | | | | | | | |
| 34 Masley Archibald | 40 | 200 | | 1500 | 25 | 20 | 3 | | 2 | | 7 | | | 16 | 500 | | | 375 | 50 | | | | 1400 | |
| 35 Sanderson Thomas | 30 | 70 | | 900 | 15 | | 1 | | 1 | | | 20 | 20 | 125 | | | | 150 | 100 | | | | | |
| 36 Burch Thomas | 90 | 107 | | 2500 | 75 | 25 | 2 | | 1 | | 2 | | | 17 | 200 | | | | | | | | | |
| 37 Goring Patrick | 43 | 165 | | 1200 | | | 1 | | 1 | | | | | 2 | 100 | | | | | | | | | |
| 38 Nichols Berryman | 32 | | | 600 | 50 | 20 | 1 | | 1 | | | | | 14 | 140 | | 140 | | 400 | 60 | | | | |
| 39 Foster John | 20 | | | 400 | 50 | | 1 | | 1 | | 1 | 2 | 8 | 200 | | | | 50 | | 200 | 40 | | | 100 |
| 40 Williams Asa Y | 30 | | | 450 | 90 | | 3 | | 2 | | 2 | | | 40 | 385 | | 100 | | 750 | | | | | |

17044127 452901906 513 511 107 15 68 6 105 340 426 545 2180 170 11010 1865 5 1500

SCHEDULE 3.—Productions of Agriculture in the Township of Saint Aubert in the County of Callaway, in the Post Office: Portland Callaway Geo Mo



| Name of Agent, Owner, or Manager. | ACRES OF LAND. | | | PRESENT CASH VALUE. | | Total amount of wages paid during the year, including value of board. | LIVE STOCK, JUNE 1, 1870. | | | | | | | | PRODUCE DURING THE YEAR. | | | | | | | | | |
|-----------------------------------|----------------|-------------|------------|---------------------|--------------------------------------|---|---------------------------|------------------|-------------|---------------|---------------|--------|--------|--------------------------|--------------------------|--------|-------|--------------|-------|---------|------------|-------|----------|--------|
| | Improved. | UNIMPROVED. | | Of farm. | Of farming implements and machinery. | | Horses. | Mules and Asses. | Milch Cows. | Working Oxen. | Other Cattle. | Sheep. | Swine. | Value of ALL live stock. | WHEAT. | | Rye. | Indian Corn. | Oats. | Barley. | Buckwheat. | Rice. | Tobacco. | |
| | | No. | Wood-land. | | | | | | | | | | | | Other unimproved. | Dolls. | | | | | | | | Dolls. |
| 1 | 2 | 3 | 4 | 5 | 6 | 7 | 8 | 9 | 10 | 11 | 12 | 13 | 14 | 15 | 16 | 17 | 18 | 19 | 20 | 21 | 22 | 23 | 24 | |
| 1 Corley Edmund B | 60 | 240 | | 1,000 | 10 | 10 | 2 | | 2 | 2 | 4 | 20 | 15 | 200 | 200 | | 500 | | | | | | | |
| 2 Davis William | 20 | | | 200 | 25 | | 2 | | 1 | | | 6 | 15 | 80 | | 50 | 240 | 25 | | | | | | |
| 3 Heron Alford J | 22 | | | 220 | 10 | | 2 | | 1 | | | | 5 | 100 | | 13 | 50 | 60 | | | | | | |
| 4 Miller Sarah | 12 | 108 | | 1200 | 10 | 10 | | | 1 | | 1 | | 7 | 75 | | | 50 | | | | | | | |
| 5 Pearson George W | 45 | 115 | | 1500 | 50 | | 5 | | 2 | | | 25 | 7 | 300 | 65 | 12 | 375 | 200 | | | | | 1,000 | |
| 6 Lucy | 60 | 186 | | 2,000 | 40 | | 3 | | 2 | | | 20 | 11 | 300 | 55 | 4 | 380 | 100 | | | | | | |
| 7 Gibson Peter M | 35 | 45 | | 500 | 80 | 10 | 2 | | 1 | | 4 | 8 | 22 | 250 | 70 | | 300 | 150 | | | | | 500 | |
| 8 Pearson Zadoc | 140 | 60 | | 3,000 | 200 | 30 | 7 | 5 | 6 | | 20 | | 20 | 1200 | 325 | | 1,000 | 500 | | | | | | |
| 9 Craighad Stephen | 100 | 180 | | 2,800 | 100 | | 5 | | 4 | | 8 | 35 | 12 | 400 | | | 400 | 500 | | | | | 800 | |
| 10 Bell William J | 5 | | | 150 | 10 | 80 | 3 | 1 | 2 | | 12 | | 11 | 700 | | | 45 | | | | | | | |
| 11 Craighad Mark H | 60 | | | 900 | 100 | 270 | 5 | | 2 | | | 15 | 20 | 800 | 300 | | 600 | 300 | | | | | | |
| 12 Davis John W | 15 | | | 300 | 10 | | 1 | | 1 | | | 2 | 11 | 150 | 30 | | 375 | 160 | | | | | | |
| 13 Mosley Joseph | 30 | | | 600 | 50 | | 2 | | | | | | 7 | 175 | | | 500 | 275 | | | | | 1,000 | |
| 14 Mosley Benjamin | 160 | 80 | | 4,000 | 50 | 10 | 3 | | 3 | | 4 | 50 | 4 | 350 | 340 | | 400 | 250 | | | | | | |
| 15 Robinson Adam | 240 | 240 | | 13,200 | 50 | 200 | 4 | 4 | 7 | 2 | | 30 | 20 | 1200 | 320 | | 1,000 | 800 | | | | | | |
| 16 Craighad John A | 5 | | | 100 | | | 2 | | 1 | | | | 1 | 250 | 45 | | | | | | | | | |
| 17 Egan James W | 120 | 120 | | 3,500 | 100 | 200 | 2 | 2 | 4 | 2 | 4 | | 12 | 1,000 | 60 | | 500 | 400 | | | | | | |
| 18 Croghan Daniel | 100 | 100 | | 4,000 | 200 | 200 | 6 | 2 | 4 | | 4 | 11 | 12 | 1,200 | 300 | | 600 | 200 | | | | | | |
| 19 Hodman Henry | 100 | 270 | | 4,500 | 75 | 50 | 6 | | 5 | 2 | 4 | 30 | 20 | 650 | 100 | | 500 | 100 | | | | | | |
| 20 Dunlap Enoch | 65 | 295 | | 3,500 | 20 | | 3 | | 1 | | 1 | 7 | 10 | 300 | 50 | | 200 | 100 | | | | | 400 | |
| 21 Waddy Nancy | 20 | 20 | | 450 | 5 | | 2 | | 2 | | | 20 | 10 | 200 | 45 | | | | | | | | | |
| 22 Easterood David | 20 | | | 200 | 15 | | 1 | | 1 | 2 | | 7 | 5 | 300 | 85 | | 40 | 50 | | | | | | |
| 23 Humphrys Harvey | 18 | 122 | | 1,000 | 25 | | | | 2 | 1 | | 2 | 7 | 400 | 39 | | 300 | 10 | | | | | 117 | |
| 24 — Richard | 50 | 250 | | 3,000 | 10 | | 2 | | 2 | 2 | | 17 | 12 | 450 | 75 | | 500 | 100 | | | | | | |
| 25 Rodgers Robert D | 40 | 220 | | 2,500 | 100 | 40 | 2 | 1 | 3 | | 1 | 16 | 9 | 400 | 140 | | 400 | 100 | | | | | | |
| 26 Gird George | 22 | 138 | | 1,600 | 10 | | 3 | | 5 | | 6 | 40 | 7 | 550 | 80 | | 125 | | | | | | 500 | |
| 27 Prater in Euphrand | 75 | 400 | | 1,000 | 25 | 50 | 3 | 1 | 2 | 2 | 2 | 20 | 30 | 500 | 200 | | 800 | 200 | | | | | | |
| 28 Smart Sara H | 33 | | | 600 | 125 | 200 | 5 | | 2 | 2 | 40 | | 15 | 1,500 | 444 | | 625 | | | | | | | |
| 29 Hays Monroe | 30 | 170 | | 1,500 | 50 | | 5 | | 3 | 2 | | 15 | 12 | 800 | 60 | | 250 | 150 | | | | | | |
| 30 Mosley James B | 25 | 55 | | 800 | 15 | 30 | 1 | | 3 | | | 11 | 5 | 250 | 70 | | 150 | 15 | | | | | 900 | |
| 31 — Robert J | 30 | 130 | | 1,600 | 50 | 60 | 2 | | 3 | 2 | 1 | 10 | 16 | 200 | 150 | | 200 | 150 | | | | | 1,700 | |
| 32 Moore George B | 7 | 105 | | 1,600 | 50 | 15 | 2 | 2 | 2 | | | | 12 | 200 | 160 | | 250 | 100 | | | | | | |
| 33 Prater in John | 60 | 100 | | 1,000 | 30 | 60 | 2 | 2 | 2 | | 2 | 14 | 17 | 300 | 140 | | 400 | 50 | | | | | 700 | |
| 34 Selby John W | 80 | 160 | | 1,000 | 100 | 10 | 4 | 2 | 3 | | 6 | 30 | 20 | 500 | 100 | | 300 | 200 | | | | | | |
| 35 Bartly Joseph D | 90 | 90 | | 2,500 | 100 | 100 | 2 | 2 | 2 | | | 20 | 20 | 500 | 160 | | 300 | 200 | | | | | | |
| 36 Wise Richard | 70 | 150 | | 3,600 | 50 | 200 | 2 | 4 | 4 | | | 30 | 20 | 500 | 300 | | 1,000 | 300 | | | | | | |
| 37 — Robert A | 30 | 50 | | 800 | 5 | 10 | | | 1 | | | | | 60 | 100 | | 200 | | | | | | | |
| 38 Moore Charles G | 80 | 160 | | 3,000 | 100 | | 3 | 3 | 1 | | 5 | 13 | 25 | 650 | 243 | | 500 | 350 | | | | | | |
| 39 Cobler Samuel B | 65 | 61 | | 2,000 | 100 | 100 | 3 | 1 | 2 | | | | 8 | 350 | 150 | | 600 | 500 | | | | | | |
| 40 Bartly George G | 120 | 270 | | 2,800 | 100 | 300 | 3 | 2 | 3 | | 3 | 35 | 12 | 600 | 200 | | 500 | 200 | | | | | 800 | |

24024710. 79720255. 2245112 27.96. 20.134.564.570.14590. 2067.16.154256795. 5264. 8217.

State of Missouri, enumerated by me on the 30, 31, 1, 2, & 3rd days of Aug. & September, 1870.


John R. Bryan, Ass't Marshal.

YEAR ENDING JUNE 1, 1870.

| Cotton. | Wool. | Pens and Beams. | POTATOES. | | Orchard products. | Wine. | Produce of Market Gardens. | DAIRY PRODUCTS. | | | Hay. | SEED. | | Hops. | Hemp. | Flax. | Flax-seed. | Silk cocoons. | SUGAR. | | Molasses. | BEES. | | Forest products. | Value of Home Manufactures. | Value of animals slaughtered or sold for slaughter. | TOTAL VALUE. | | |
|---------|-------|-----------------|------------------|------|-------------------|-------|----------------------------|-----------------|-------|-------|------|--------|----------|-------|-------|-------|------------|---------------|--------|------|-----------|--------|----------|------------------|-----------------------------|---|--------------|---------|--------|
| | | | Bales (450 lbs.) | Lbs. | | | | Bush. | Bush. | Bush. | | Dolls. | Gallons. | | | | | | Dolls. | Lbs. | | Lbs. | Gallons. | | | | | Tons. | Bush. |
| 25 | 26 | 27 | 28 | 29 | 30 | 31 | 32 | 33 | 34 | 35 | 36 | 37 | 38 | 39 | 40 | 41 | 42 | 43 | 44 | 45 | 46 | 47 | 48 | 49 | 50 | 51 | 52 | | |
| | 45 | | | | | | | 50 | | | | | | | | | | | | | | | 20 | 10 | 80 | 500 | 1 | | |
| | 12 | | | | | | | 50 | | | 1 | | | | | | | | | | | | | | | 60 | 165 | 2 | |
| | | | 12 | | | | | 75 | | | | | | | | | | | | | | | | | | 50 | 70 | 3 | |
| | | | 3 | 1 | | | | 30 | | | | | | | | | | | | | \$.5 | | | | 60 | 75 | 4 | | |
| | 40 | | 10 | | | | | 50 | | | 1 | | | | | | | | | | \$.20 | | | 5 | 150 | 565 | 5 | | |
| | 40 | | 20 | | 50 | | | 150 | | | 3 | | | | | | | | | | \$.14 | | | 20 | 125 | 500 | 6 | | |
| | | | 15 | 5 | | | | 50 | | | | | | | | | | | | | \$.77 | | | 10 | 160 | 485 | 7 | | |
| | | | 20 | | 120 | | | 360 | | | 7 | | | | | | | | | | | | | | 400 | 1,150 | 8 | | |
| | 100 | | 100 | | 200 | | | | | | | | | | | | | | | | | | 50 | 175 | 215 | 865 | 9 | | |
| | | | | | | | | 30 | | | | | | | | | | | | | | | | | 600 | 30 | 10 | | |
| | 36 | | 20 | | 125 | | | 50 | | | 1 | | 8 | | | | | | | | \$.8 | | | 15 | 350 | 875 | 11 | | |
| | | | | | | | | | | | 1 | | | | | | | | | | | | | | | 38 | 270 | 12 | |
| | | | 40 | | | | | | | | | | | | | | | | | | | | | | 80 | 700 | 13 | | |
| | 100 | | | | 120 | | | 100 | | | 20 | | | | | | | | | | | | | | 240 | 1,016 | 14 | | |
| | 70 | | 15 | | 30 | | | 100 | | | 30 | | 4 | | | | | | | | | | | 8 | 475 | 1,420 | 15 | | |
| | | | | | | | | | | | | | | | | | | | | | | | | | 60 | 45 | 16 | | |
| | | | 25 | | | | | 75 | | | 6 | | 3 | | | | | | | | | | | | 10 | 140 | 1,000 | 17 | |
| | 50 | | 20 | | | | | 50 | | | | | | | | | | | | | | \$.80 | | | 25 | 180 | 665 | 18 | |
| | 80 | | 30 | | 15 | | | 50 | | | 5 | | | | | | | | | | | | | | 300 | 710 | 19 | | |
| | 35 | | 40 | | | | | 50 | | | | | | | | | | | | | | | | | 50 | 180 | 20 | | |
| | 40 | | | | | | | 75 | | | | | | | | | | | | | | | | | 60 | 100 | 21 | | |
| | 14 | | | | | | | 30 | | | | | | | | | | | | | | | | | 40 | 200 | 22 | | |
| | 12 | | 23 | | | | | 30 | | | | | | | | | | | | | | | | | 15 | 60 | 250 | 23 | |
| | 32 | | | | | | | 100 | | | | | | | | | | | | | | | | | 100 | 460 | 24 | | |
| | 50 | | 15 | | 100 | | | 50 | | | | | | | | | | | | | | | | | 30 | 225 | 560 | 25 | |
| | 50 | | | | 30 | | | 100 | | | | | | | | | | | | | | | | | 150 | 125 | 335 | 26 | |
| | 150 | | 25 | | 50 | | | 30 | | | 3 | | | | | | | | | | | | | | 200 | 915 | 27 | | |
| | | | 250 | | | | | 100 | | | | | | | | | | | | | | | | | 760 | 1,050 | 28 | | |
| | 50 | | 8 | | 10 | | | 150 | | | | | | | | | | | | | | | | | 50 | 140 | 400 | 29 | |
| | 30 | | | 6 | | | | 50 | | | | | | | | | | | | | | | | | 40 | 435 | 30 | | |
| | 50 | | | | | | | 30 | | | | | | | | | | | | | | \$.25 | | | 130 | 1,120 | 31 | | |
| | | | 30 | | | | | 50 | | | | | | | | | | | | | | | 20 | | 100 | 410 | 32 | | |
| | 50 | | 20 | | | | | 20 | | | | | | | | | | | | | | | 50 | 15 | 300 | 710 | 33 | | |
| | 100 | | 10 | | 5 | | | 100 | | | 2 | | | | | | | | | | | | | | 10 | 320 | 660 | 34 | |
| | 40 | | 20 | | 20 | | | 50 | | | 3 | | | | | | | | | | | | | | 150 | 675 | 35 | | |
| | 75 | | 25 | 10 | 25 | | | 75 | | | 8 | | | | | | | | | | | | | | 600 | 1,205 | 36 | | |
| | | | | | | | | | | | | | | | | | | | | | | | | | | | 220 | 37 | |
| | 80 | | 20 | | 5 | | | 25 | | | | | | | | | | | | | | | | | 10 | 200 | 805 | 38 | |
| | | | 15 | | 50 | | | 100 | | | 5 | | | | | | | | | | | | | | 175 | 1,020 | 39 | | |
| | 60 | | | | 25 | | | 25 | | | 2 | | | | | | | | | | | | 20 | 120 | 8 | 140 | 785 | 40 | |
| | 1491. | | 831. | 22. | 980. | | | 2450 | | | 100. | | 171. | 18. | | | | | | | | | | | 179. | 20. | 260. | 6117848 | 23691. |

* This will include only such cheese as is made upon the farm. Milk sent to cheese factories will be regarded as milk sold off the farm.

SCHEDULE 3.—Productions of Agriculture in the Township of Saint Aubert, in the County of Callaway, in the Post Office: Portland Callaway Geo Meo



| Name of Agent, Owner, or Manager. | ACRES OF LAND. | | | PRESENT CASH VALUE. | | Total amount of wages paid during the year, including value of board. | LIVE STOCK, JUNE 1, 1870. | | | | | | | PRODUCE DURING THE YEAR. | | | | | | | | | | |
|-----------------------------------|----------------|------------|-------------------|---------------------|--------------------------------------|---|---------------------------|------------------|------------|---------------|---------------|--------|--------|--------------------------|---------|---------|-------|--------------|-------|---------|------------|-------|----------|--|
| | UNIMPROVED. | | | Of farm. | Of farming implements and machinery. | | Horses. | Mules and Asses. | Milk Cows. | Working Oxen. | Other Cattle. | Sheep. | Swine. | Value of ALL live stock. | WHEAT. | | Rye. | Indian Corn. | Oats. | Barley. | Buckwheat. | Rice. | Tobacco. | |
| | Improved. | Wood-land. | Other unimproved. | | | | | | | | | | | | Spring. | Winter. | | | | | | | | |
| | No. | No. | No. | Dolls. | Dolls. | | Dolls. | No. | No. | No. | No. | No. | No. | Dolla. | Bush. | Bush. | Bush. | Bush. | Bush. | Bush. | Bush. | Libs. | Libs. | |
| 1 | 2 | 3 | 4 | 5 | 6 | 7 | 8 | 9 | 10 | 11 | 12 | 13 | 14 | 15 | 16 | 17 | 18 | 19 | 20 | 21 | 22 | 23 | 24 | |
| 1. Basly Watson | 15 | | | 225 | | | 2 | 1 | | | | 10 | 150 | | 18 | | 200 | | | | | | 900 | |
| 2. Robertson John S | 12 | | | 200 | | | 2 | | | | | 1 | 100 | | | | 420 | | | | | | | |
| 3. Kempf James W | 25 | 100 | | 600 | 50 | | 2 | 2 | 1 | | | 8 | 4 | 250 | | 35 | 150 | 30 | | | | | 300 | |
| 4. Willcannon Wyatt | 30 | 90 | | 800 | 40 | 10 | 2 | | 1 | | | 10 | 1 | 200 | | 22 | 450 | 30 | | | | | 1500 | |
| 5. Gough William | 40 | | | 600 | 25 | | 4 | | 2 | | | 15 | 15 | 350 | | 100 | 750 | 50 | | | | | | |
| 6. Fry James M | 25 | 95 | | 500 | 30 | | 2 | | 2 | | 3 | 5 | 6 | 275 | 25 | | 75 | 100 | | | | | | |
| 7. Callaway James V | 30 | | | 1000 | | | | | | | | | | | | | 500 | 300 | | | | | | |
| 8. Jeffries George S | 60 | 272 | | 1600 | 25 | | 4 | 1 | 2 | | 2 | 25 | 25 | 400 | | 316 | 200 | 330 | | | | | 3500 | |
| 9. Deharen Sarah P | 60 | 380 | | 1600 | 50 | | 5 | | 3 | | 3 | 40 | 40 | 600 | | 70 | 500 | 200 | | | | | 1500 | |
| 10. Muir James W | 40 | | | 800 | 50 | | 3 | | 2 | | | 15 | 400 | | 174 | | 300 | 200 | | | | | | |
| 11. Deharen George S | 25 | 55 | | 600 | 100 | | 2 | | 2 | | | 18 | 10 | 400 | | 100 | 350 | | | | | | 1300 | |
| 12. Hard John | 20 | | | 400 | 50 | | 2 | | 1 | | 1 | 7 | 250 | | 50 | | 250 | 50 | | | | | | |
| 13. Burdett John A | 12 | | | 150 | | | 1 | | 2 | | | | | 150 | | | 195 | | | | | | 700 | |
| 14. | | | | | | | | | | | | | | | | | | | | | | | | |
| 15. | | | | | | | | | | | | | | | | | | | | | | | | |
| 16. | | | | | | | | | | | | | | | | | | | | | | | | |
| 17. | | | | | | | | | | | | | | | | | | | | | | | | |
| 18. | | | | | | | | | | | | | | | | | | | | | | | | |
| 19. | | | | | | | | | | | | | | | | | | | | | | | | |
| 20. | | | | | | | | | | | | | | | | | | | | | | | | |
| 21. | | | | | | | | | | | | | | | | | | | | | | | | |
| 22. | | | | | | | | | | | | | | | | | | | | | | | | |
| 23. | | | | | | | | | | | | | | | | | | | | | | | | |
| 24. | | | | | | | | | | | | | | | | | | | | | | | | |
| 25. | | | | | | | | | | | | | | | | | | | | | | | | |
| 26. | | | | | | | | | | | | | | | | | | | | | | | | |
| 27. | | | | | | | | | | | | | | | | | | | | | | | | |
| 28. | | | | | | | | | | | | | | | | | | | | | | | | |
| 29. | | | | | | | | | | | | | | | | | | | | | | | | |
| 30. | | | | | | | | | | | | | | | | | | | | | | | | |
| 31. | | | | | | | | | | | | | | | | | | | | | | | | |
| 32. | | | | | | | | | | | | | | | | | | | | | | | | |
| 33. | | | | | | | | | | | | | | | | | | | | | | | | |
| 34. | | | | | | | | | | | | | | | | | | | | | | | | |
| 35. | | | | | | | | | | | | | | | | | | | | | | | | |
| 36. | | | | | | | | | | | | | | | | | | | | | | | | |
| 37. | | | | | | | | | | | | | | | | | | | | | | | | |
| 38. | | | | | | | | | | | | | | | | | | | | | | | | |
| 39. | | | | | | | | | | | | | | | | | | | | | | | | |
| 40. | | | | | | | | | | | | | | | | | | | | | | | | |
| | 394 | 992 | | 12075 | 420 | 10 | 31 | 4 | 10 | 2 | 9 | 12 | 13 | 3525 | 25 | 935 | 4220 | 1290 | | | | | 9700 | |

State of Wisconsin, enumerated by me on the 3rd day of September, 1870.

John R. Bryan, Ass't Marshal.

YEAR ENDING JUNE 1, 1870.

| Cotton.
Bales
(450 lbs.) | Wool.
Lbs. | Peas and Beans.
Bush. | POTATOES. | | Orchard products.
Dolls. | Wine.
Gallons. | Produce of Market
Gardens.
Dolls. | DAIRY PRODUCTS. | | | Hcy.
Tons. | SEED. | | | Flax.
Lbs. | Flax-seed.
Bush. | Silk cocoons.
Lbs. | SUGAR. | | | BEES. | | Forest products.
Dolls. | Value of Home
Manufactures.
Dolls. | Value of animals
slaughtered or sold
for slaughter.
Dolls. | TOTAL VALUE.
Dolls. | | | | |
|--------------------------------|---------------|--------------------------|-----------------|-----------------|-----------------------------|-------------------|---|-----------------|------------------|------------------------|---------------|------------------|-----------------|---------------|---------------|---------------------|-----------------------|----------------|----------------|--------------------------------|-----------------------|--------------|----------------------------|--|---|------------------------|----------------|------|----|----|
| | | | Irish.
Bush. | Sweet.
Bush. | | | | Butter.
Lbs. | Cheese.*
Lbs. | Milk sold.
Gallons. | | Clover.
Bush. | Grass.
Bush. | Hops.
Lbs. | | | | Hemp.
Tons. | Maple.
Lbs. | Cane.
Hhds.
(1,000 lbs.) | Molasses.
Gallons. | Wax.
Lbs. | | | | | Honey.
Lbs. | | | |
| 25 | 26 | 27 | 28 | 29 | 30 | 31 | 32 | 33 | 34 | 35 | 36 | 37 | 38 | 39 | 40 | 41 | 42 | 43 | 44 | 45 | 46 | 47 | 48 | 49 | 50 | 51 | 52 | | | |
| | | | 6 | | | | | | | | | | | | | | | | | | | | | | | 50 | 260 | 1 | | |
| | | | 7 | | | | | | | | | | | | | | | | | | | | | | | | 40 | 260 | 2 | |
| | 20 | | | | | | | 25 | | | | | | | | | | | | | | | | | 25 | 70 | 240 | 3 | | |
| | 20 | | 15 | | 50 | | | 50 | | | | | | | | | | | | | | | | | | | 150 | 290 | 4 | |
| | 25 | | 7 | | | | | 50 | | | | | | | | | | | | | | | | | | 10 | 200 | 600 | 5 | |
| | | | 50 | | | | | 100 | | | | | | | | | | | | | | | | | | | 45 | 260 | 6 | |
| | | | 20 | | | | | 100 | | | | | | | | | | | | | | 5 | 20 | | | | 10 | 465 | 7 | |
| | 20 | | 40 | | | | | | | | 1 | 3 | | | | | | | | | | 5 | 100 | | | 75 | 225 | 1550 | 8 | |
| | 22 | | | | 10 | | | 100 | | | | | | | | | | | 50 | | | 30 | | | | 60 | 110 | 695 | 9 | |
| | | | 10 | | 25 | | | 50 | | | 1 | | | | | | | | | | | | | | | | 300 | 490 | 10 | |
| | 40 | | 10 | | | | | 50 | | | | | | | | | | | | | | | | | | 20 | 100 | 540 | 11 | |
| | | | 10 | | 20 | | | | | | | | | | | | | | | | | 5 | 10 | | | | | 300 | 12 | |
| | | | | | | | | | | | | | | | | | | | | | | | | | | | 30 | 180 | 13 | |
| | | | | | | | | | | | | | | | | | | | | | | | | | | | | | | 14 |
| | | | | | | | | | | | | | | | | | | | | | | | | | | | | | | 15 |
| | | | | | | | | | | | | | | | | | | | | | | | | | | | | | | 16 |
| | | | | | | | | | | | | | | | | | | | | | | | | | | | | | | 17 |
| | | | | | | | | | | | | | | | | | | | | | | | | | | | | | | 18 |
| | | | | | | | | | | | | | | | | | | | | | | | | | | | | | | 19 |
| | | | | | | | | | | | | | | | | | | | | | | | | | | | | | | 20 |
| | | | | | | | | | | | | | | | | | | | | | | | | | | | | | | 21 |
| | | | | | | | | | | | | | | | | | | | | | | | | | | | | | | 22 |
| | | | | | | | | | | | | | | | | | | | | | | | | | | | | | | 23 |
| | | | | | | | | | | | | | | | | | | | | | | | | | | | | | | 24 |
| | | | | | | | | | | | | | | | | | | | | | | | | | | | | | | 25 |
| | | | | | | | | | | | | | | | | | | | | | | | | | | | | | | 26 |
| | | | | | | | | | | | | | | | | | | | | | | | | | | | | | | 27 |
| | | | | | | | | | | | | | | | | | | | | | | | | | | | | | | 28 |
| | | | | | | | | | | | | | | | | | | | | | | | | | | | | | | 29 |
| | | | | | | | | | | | | | | | | | | | | | | | | | | | | | | 30 |
| | | | | | | | | | | | | | | | | | | | | | | | | | | | | | | 31 |
| | | | | | | | | | | | | | | | | | | | | | | | | | | | | | | 32 |
| | | | | | | | | | | | | | | | | | | | | | | | | | | | | | | 33 |
| | | | | | | | | | | | | | | | | | | | | | | | | | | | | | | 34 |
| | | | | | | | | | | | | | | | | | | | | | | | | | | | | | | 35 |
| | | | | | | | | | | | | | | | | | | | | | | | | | | | | | | 36 |
| | | | | | | | | | | | | | | | | | | | | | | | | | | | | | | 37 |
| | | | | | | | | | | | | | | | | | | | | | | | | | | | | | | 38 |
| | | | | | | | | | | | | | | | | | | | | | | | | | | | | | | 39 |
| | | | | | | | | | | | | | | | | | | | | | | | | | | | | | | 40 |

277 177 105 525 2 3 50 160 190 1236 6830

* This will include only such cheese as is made upon the farm. Milk sent to cheese factories will be regarded as milk sold off the farm.