

State of Massachusetts, enumerated by me on the _____ day of June, 1870.

A B Cassell, Ass't Marshal.

YEAR ENDING JUNE 1, 1870.

Cotton.	Wool.	Tens and Dens.	POTATOES.		Orchard products.	Wine.	Produce of Market Gardens.	DAIRY PRODUCTS.			SEED.			SUGAR.			BEES.		Forest products.	Value of Home Manufactures.	Value of animals slaughtered or sold for slaughter.	Estimated value of all property, including buildings and additions to stock.	TOTAL VALUE.								
			Irish.	Sweet.				Butter.	Cheese.*	Milk sold.	Hay.	Clover.	Grass.	Hops.	Hemp.	Flax.	Flax-seed.	Silk cocoons.						Maple.	Cane.	Molasses.	Wax.	Honey.			
																													Bales (450 lbs.)	Lbs.	Bush.
1			20		10			52			2										25		48	500	1						
2			30					52			2										15		72	410	2						
3	50		30	10	50			154			8												25	220	1345	3					
4			4		25			104			3													81	452	4					
5	40		35		75			52			2										25		39	310	1333	5					
6			40		70																			40	60	257	6				
7	40				15			52			2													46	216	460	7				
8	35		25		50			10																		275	8				
9	44																								180	1000	9				
10	44		8		75			50			3													50	144	1065	10				
11	46		30		50			104			1														100	620	11				
12	12		7					104			1														72	950	12				
13			25					154			2														128	618	13				
14	31		5		25			104			5														132	925	14				
15	40		10		125			32			5														135	1000	15				
16			12					104			2														45	425	16				
17	30		8		10			144																	20	90	495	17			
18	45		5		10						3														60	537	18				
19								104			4														50	200	675	19			
20	40		12					104			2														160	735	20				
21			6		10			52																	42	225	21				
22	30				30																				35	122	425	22			
23					10																				50	250	23				
24			12	5				104			8														100	500	24				
25																											75	25	25		
26																													26		
27			3		10			50																	30	80	420	27			
28	10				100			150			4														8	16	600	50	180	1230	28
29	25		40								25														10	60	312	1362	29		
30	20		15								1														60		505	30			
31	30		25					150			15														40	230	845	31			
32	20		12					57																	40	50	317	32			
33	18		40	10	20			110			15														11	200	1130	33			
34	70		30	10	25			157			18														20	100	1245	34			
35	40		10		25			57			2														20	100	720	35			
36	16		70																						30	100	978	36			
37	42		3	11							2																60	630	37		
38	10		12	6	25			55			2															10	125	390	38		
39			100																							50		380	39		
40																													40		

* This will include only such cheese as is made upon the farm. Milk sent to cheese factories will be regarded as milk sold off the farm.

818 644 51 845 2809 139 458 16 625 110 619 4407 25779 5690

SCHEDULE 3.—Productions of Agriculture in Apple Creek Township in the County of Cape Girardeau, in the Post Office: Appleton

Name of Agent, Owner, or Manager.	ACRES OF LAND.			PRESENT CASH VALUE.		Total amount of wages paid during the year, including value of board.	LIVE STOCK, JUNE 1, 1870.							Value of ALL live stock.	PRODUCE DURING THE YEAR.								
	Improved.	UNIMPROVED.		Of farm.	Of farming implements and machinery.		Horses.	Males and Asses.	Milk Cows.	Working Oxen.	Other Cattle.	Sheep.	Swine.		WHEAT.			Indian Corn.	Oats.	Barley.	Buckwheat.	Rice.	Tobacco.
		No.	Wood-land.												Other unimproved.	Dolls.	Dolls.						
1	2	3	4	5	6	7	8	9	10	11	12	13	14	15	16	17	18	19	20	21	22	23	24
Landis Jacob	45	56		100	100		3		1				13	165		45		200	50				100
McCallister Andrew	80	107		2220	100		4	1	2			2	30	48	330	840		250	80				20
Harris Oliver	75	212		1500	200	100	3	1	1			4	18	21	468	425		700					
Whittinberg William	250	559		6472	300	300	3		1			2		15	695	385	12	1500	65				
Whittinberg Mahala	60	70		1300	30		5		1			2	18	19	420	115		500	100	100			
Johnson Katharine	110	230		5700	100	205	7	2	5			3	14	12	900	400		600	100	40			
Hays John	100	68		3000	150	100	6		3			8	24	48	450	375		800	200				
Miller William	210	50		5000	125	200	5	3	2			3	27	40	920	1240		500	600	20			
Hines Morton	150	850		8000	200	300	4	5	8			10	20	30	1060	300		300	300				
Abernathy John	32			380	50		3							15	235								
Bolinger Daniel	20	60		800	75		2		1			1	6	8	250	211		125	100				
Bowers James	30	50		800	10		2		1					8	190	50							
Miller Polly	90	220		3177	100		2	3	3			1	30	30	540	570		400	160	20			
Loucas Henry	40	120		3000	75		4	1	2			2	7	20	480	170	5	300	100				
Smith Frederick	80	120		3070	150		8		3			5	10	5	795	220		150	50	80			
Trister Friedrich	40	94		1340	25		2	1	2			2	11	18	300	125		200	40	80			
Thompson William	50	70		1000	50	20	2		2			1	7	16	270	200		300	50	117			
Bowers John	70			700	70		2		1			2	14	24	332	210		500	100	102			
Wilson Billy	100	340		2000	40	200	5	1	2			2	4	15	410	350		300					
Collier Casner	60	190		3000	150		4	2	2			3	24	18	530	240		500	25				
Baly John	30			300	75		2		1					10	200	95		150					
Cotner Joseph	10			100			2							1	125								
Cotner William	15	100		1200	15		2							6	270	90		250	70				
Urdi William	40	40		1100	45		4		2			2	10	26	320	150		100	120				
Keefe John	70	250		2400	100	75	5	2	3			10	26	25	660	400		300	75	200			
Lewis Samuel	60	140		2600	100		4	2	2					12	25	540	175		200	160			
Lewis James	20			200			1		1					8	150								
Lewis John	20			200	10		2		2					10	12	275							
Polkman William	60	125		1850	75		6		3			4	11	18	465	390		150	150	140			
Graber Theodore	40	115		1000	50		2	2	1			2	10	12	280	210		200	75	85			
Langhartz Sidney	80	96		5770	300	75	6		2					46	630	420		400	200				
Wilson Edward	25	25		500	25				1	1				5	10	125	170		300	160			
Wittler William	60	104		1800	75		5	2	4			9	11	26	760	270		100	140	20			
Brutchhoff Charles	45	75		3000	100		2		2			3	8	9	280	30		100	100				
Ryrd Joseph	40	40		800	15		1		1					3	75	100		200	50	50			
Sweeney Conrad	40	49		1000	40		1		1					13	125	125		100	75				
Cotner John	60	84		1500	100	50	4		2			3		25	405	150		600	100				
Wopffell Gotfried	40	60		1200	400	150	4		3					8	305	200		100		200			
Whitehead Mathias	55	10		1300	30	80	2		1	2		5		7	220	100							
Rove Walter	15			150	30		8		1					12	300	100		100		50			
	2512	4759	10	78612	3735	1875	188	29	70	2	100	398	702	17005	9141	17	10975	8495	1309				120

State of Missouri, enumerated by me on the 30th day of June, 1870.

A B Canall, Ass't Marshal.

YEAR ENDING JUNE 1, 1870.

1	2	3	POTATOES.		Orchard products.	Wine.	Produce of Market Gardens.	DAILY PRODUCTS.				SEED.				SUGAR.				BEES.		Forest products.	Value of Home Manufactures.	Value of animals slaughtered or sold for slaughter.	TOTAL VALUR.			
			Irish.	Sweet.				Butter.	Cheese.*	Milk sold.	Hay.	Clover.	Grass.	Hops.	Hemp.	Flax.	Flax-seed.	Silk cocoons.	Maple.	Cane.	Molasses.					Wax.	Honey.	
Bales (450 lbs.)	Lbs.	Dush.	Bush.	Dush.	Dolls.	Gallons.	Dolls.	Lbs.	Lbs.	Gallons.	Tons.	Bush.	Bush.	Lbs.	Ters.	Lbs.	Bush.	Lbs.	Lbs.	Hds. (1,000 lbs.)	Gallons.	Lbs.	Lbs.	Dolls.	Dolls.	Dolls.	Dolls.	
25	26	27	28	29	30	31	32	33	34	35	36	37	38	39	40	41	42	43	44	45	46	47	48	49	50	51	52	
			20	20	50			150													18					40	450	
	40		16					50			3										30				30	200	1050	
	40		10		50			50			8										16				20	230	1550	
			20	8	30			200			2										440				50	240	2600	
	42		10					100													50				15	180	1050	
	50		50		100			150			2										12		50		50	160	1500	
	40		150	6	50			150			10										40		6		20	120	1050	
	54		150	8				120			6										20				20	100	2400	
	59		5	25	50			150			20										42		30			250	1550	
	12																									50	100	
	12																										400	
	50		40	11	25			150			2										15		50		40	150	400	
	20		15		20			100			2										14					280	1400	
	25		40		25			100			4										22				25	100	950	
	15		80		50			27													50				30	50	700	
	12		40		30			100			1												6			30	600	
	20		25					100													30					160	900	
	12		15		20			50													30				30	150	1100	
	60		10	8	40			180			4										18		5			202	1800	
			6		20			150																	5	250	1100	
																											250	
																						15				60	450	
	20	1	12		40			100													30				25	75	500	
	60		25		50			100			5										10				40	200	1400	
	20		15					50			1															100	400	
	15		20		10			100			1										30					220	300	
	15		10					50			1										20					90	200	
			20		150			100													20				100	180	1200	
	20		15		25			50			4										12					60	650	
																										25	140	1100
																												525
																												450
	20		8		25			100			4										50					60	1200	
			40					25													30					50	500	
			4		10																3					70	400	
					10			20													125						135	1100
			10					100			2																100	700
								50			1										10						200	350
	20		6	3	25			100			2										10					30	450	
251	1	890	89	911				3077			80									1191		147		525	4912	3475	821170	

* This will include only such cheese as is made upon the farm. Milk sent to cheese factories will be regarded as milk sold off the farm.

SCHEDULE 3.—Productions of Agriculture in Appelcrute Township in the County of Cape Girardeau, in the Post Office: Appleton

Name of Agent, Owner, or Manager.	ACRES OF LAND.			PRESENT CASH VALUE.		Total amount of wages paid during the year including value of board.	LIVE STOCK, JUNE 1, 1870.								PRODUCE DURING THE YEAR.									
	Improved.	UNIMPROVED.		Of farm.	Of farming implements and machinery.		Horses.	Mules and Asses.	Milch Cows.	Working Oxen.	Other Cattle.	Sheep.	Swine.	Value of all live stock.	WHEAT.		Rye.	Indian Corn.	Oats.	Barley.	Buckwheat.	Rice.	Tobacco.	
		No.	Wood-land.												Other unimproved.	Dolls.								Dolls.
1	2	3	4	5	6	7	8	9	10	11	12	13	14	15	16	17	18	19	20	21	22	23	24	
Gross Andrew	30	14		400	25			2	2		3		3	345		80		150	100					
Shultz Amanda	22	38		300	50		2	1	2				9	275		29		300	25					
McClain David	30	10		400	10		2	1	1				12	250		46		200	45					
Ludwig Caffer	14	20		600	145	75	1	2	2		2		15	425		160		400	24					
Warner Philip	5			50			1							75										
Schaffer Henry	100	235		5000	75	250	3		4		4		10	300		200		400	200	160				
Markwert Henry	10			100					1		1		2	85										
Coston Christian				50					1				10	45										
Brubbe Charles	70			1000	40	100	6		2		2	1	25	560				400						
Sachse Theodore	50			600	250	100	2		1				4	255										
Dearing Samuel	15			150					1				5	50										
Sachse Henry	20			200					1				4	40										
Boren John	22	20		480	25		2		1				1	180				150						
Grose Henry	40	120		1600	100		4		2	2		4	10	375		135		400	100	62				
Miller Christian	40	80		2000	200	80	4		3		1	10	12	480		215		300		150				
Christine Smith Eliza	50	100		1000	50		4		4		2	25	20	380				600						
Witty Miles	60	15		960	75	75	2	1	1		2		12	325		130		300	175	105				
Schaffer John	40	120		1200	25		2		1		1		4	130										
Schriner Henry	17			170	10		2		1			2	7	115										
Meyers Friedrich	40	85		1000	25		4		2	2	3	22	10	490		150		200	50	157				40
Ancht Friedrich	27	53		500	50		5		2		3	10	8	360		200		250	50	100				25
Dumbough Frederick	48	140		1500	200		4		3		1	7	14	315		125		300	60					15
Shultz John A	40	80		1200	75		3		1		3	20	15	300		102		300						
Dantz Houston	60	100		2000	40		6		3		3	8	16	440		200		100	100	50				
Brubbe Jacob	40	80		1400	60		4		1		2	9	10	275		175		200	150					
Georbartner Michael	90	90		1500	60		2		2		3	6	6	300										
Coston Henry	40	50		2000	150		4		4			1	10	325		300	25	250	50	36				
Mc Lee James	40	80		400	25		1		1				6	120				150						
Whittedy Eliza	102	230		4000	100	25	4	1	5		4	20	20	540		250		800	600	500				
Sneider John	65	93		1500	50		4	1	3		2	10	18	435		140		200	225	150				10
Lides Rufus	65	220		3000	215	50	7		3		2		24	530		311		600	80					
Jennings Alfred	15	25		400	5		1		1				4	80										
Diamond William	40	40		1300	50		3	1	1		2	7	14	375		101		150	250					
Diamond Peter	32	28		1000	80		2		1		1	5	5	210		104								
Kreiser Friedrich	100	150		1500	100		4	2	2		3	8	21	525		350		800	200					
Dumbough Jacob	30	50		400	140	20	2		1				5	210		110		30						
Shultz Frederick	40	40		1200	75		3		1		2	14	9	340		240		240	75					
Kreiser William	60	60		1000	75	50	3		2		1	5	15	290		50		150	60					
Reck George	30	30		600	40	50	3		1		2	8	17	335		71		150	160					
Mardorf Conrad	40			400			1		1		1			100										

1697 2484 4400 2085 875 107 12 92 4 54 205 419 11895 11024 25 8570 2774 1272 90

State of Missouri, enumerated by me on the 6th day of July, 1870.

A B Carroll, Ass't Marshal.

YEAR ENDING JUNE 1, 1870.

Cotton.	Wool.	Peas and Beans.	POTATOES.		Orchard products.	Wine.	Produce of Market Gardens.	DAIRY PRODUCTS.				SEED.				SUGAR.			BEES.			Value of animals slaughtered.	TOTAL VALUE.				
			Fish.	Sweet.				Butter.	Cheese.*	Milk sold.	Hay.	Clover.	Grass.	Hops.	Hemp.	Flax.	Flax-seed.	Silk cocoons.	Maple.	Cane.	Molasses.			Wax.	Honey.	Forest products.	Value of Home Manufactures.
Bales (450 lbs.)	Lbs.	Bush.	Bush.	Bush.	Dolls.	Gallons.	Dolls.	Lbs.	Lbs.	Gallons.	Tons.	Bush.	Bush.	Lbs.	Tons.	Lbs.	Bush.	Lbs.	Hbts. (1,000 lbs.)	Gallons.	Lbs.	Lbs.	Dolls.	Dolls.	Dolls.	Dolls.	
25	26	27	28	29	30	31	32	33	34	35	36	37	38	39	40	41	42	43	44	45	46	47	48	49	50	51	52
	42		50	7	50			260			50									40		36			280	1700	
	25		100	12	100			200			50									42		12	15		425	2300	
	100 ^{lbs}		25	8	50											20 1/2								113	50	500	
	25		25		50			50			6														45	100	1450
			15					100															20		40	200	
	25		40	10				100			6										15				20	215	1100
	40		25					150			6														35	350	1700
	8		20					50													10				80		500
	23		40					50			5										24				34	150	400
	18		10					25													20				20	80	650
	60		10	10	15			100			1										20				20	100	650
	20		8	5	15			100			1										20				15	80	500
			20					25			1										6					150	750
	42		10		25			50			3										12				25	170	900
	16		15		50			50																	10	60	200
	18		8					25			1										18				30	200	
	25		40	10				100			10														145	1000	
	24		20	4	25			150			6										14		18		160	1050	
	30		25		50			50			2										18			40	110	1000	
	33		25	4	20			100			14										14			15	265	1200	
	20		15		50						10										8				300	1550	
	20		20					50													12				25	100	500
	10		11	3	10						2										11				20	100	200
	25				15						1														20	80	500
	15		35					50			10														15	100	600
			30					25																	90	800	
	40		20					100			6										15				100	900	
	47		15	10	25			150			8										22			30	100	950	
	25		14	12	30			25			5										16			55	100	550	
			20		25																				85	150	
											3																600
			10	10	15			50			2														10	100	700
	30		15		50			100			6														20	150	1200
	22		20		50			50			1										15					100	800
																											500
	20		8					50			2										15				50	464	

* This will include only such cheese as is made upon the farm. Milk sent to cheese factories will be regarded as milk sold off the farm.

1200 450 757 744 105 725 2445 218 20 287 66 35 667 4545 464

SCHEDULE 3.—Productions of Agriculture in Apple Creek Township in the County of Cape Girardeau, in the Post Office: Appleton

Name of Agent, Owner, or Manager.	ACRES OF LAND.			PRESENT CASH VALUE.		Total amount of wages paid during the year, including value of board.	LIVE STOCK, JUNE 1, 1870.								PRODUCE DURING THE									
	Improved.	UNIMPROVED.		Of farm.	Of farming implements and machinery.		Horses.	Males and Asses.	Milk Cows.	Working Oxen.	Other Cattle.	Sheep.	Swine.	Value of all live stock.	WHEAT.		Rye.	Indian Corn.	Oats.	Barley.	Buckwheat.	Rice.	Tobacco.	
		Wood-land.	Other unimproved.												Dolls.	Dolls.								Spring.
	No.	No.	No.	Dolls.	Dolls.		Dolls.	No.	No.	No.	No.	No.	No.	Dolls.	Bush.	Bush.	Bush.	Bush.	Bush.	Bush.	Bush.	Lbs.	Lbs.	
1	2	3	4	5	6	7	8	9	10	11	12	13	14	15	16	17	18	19	20	21	22	23	24	
Rennel Frank	80	130		1000	500	75	3		2		2		7	290		200		100	150	50				
Gephard Joseph	75	205		1100	30		8		3		7	18	400		300			300	80					
Schmidt Jacob	20	20		450	25		2		2	4			10	380				90						
Hildebrand David	40	160		1500	50		3		1		3	9	12	285		100		300	200					50
Hildebrand Henry	20			200	10		2		1		3	8		200										
Hildebrand George	20	40		400	40		5		2		3	10	15	370		98		150	180					
Hildebrand Senal	40	160		1200	50		5				2	4	17	250		120		300	140					
Walker Friedrich	50	110		1000	120		4	1	3		5	16	19	475		200		150	180					
Rehl John	40	90		1000	40		3		2		2	8	14	300		150		150	80	40				
Gephard Joseph	80	100		2000	75		7		2		4	10	15	620		300		200	300					
Hildebrand Joseph	40	70		2000	10		1		1		2		9	140		80		100	400					20
Thomas Gotfried	60	100		1000	25		5		3		2	12	15	445		300		200	200	50				
Berchtiger Jacob	60	140		1600	25		4		2		1	6	10	350		200		50	160					
Sieben Jacob	100	85		1600	40		4		2		3	10	5	300		175		150	220					
Berchtiger Michael	80	40		1000	100		5	1	2		2	10	13	425		150		150	240	50				
Sienna August	50	98		1200	75		2	1	2			6	9	290		155		100	100					
Heahs Daniel	20	14		500	10		4					6	6	200		84		200	50	24				
Heahs Friedrich	40	87		600	50		1		1		2		4	130		29		100	80					25
Writes David	70	106		2000	100	50	5		1		3	14	30	540		165		600	300					
Middleton David	40	65		800	25		2		1			4	2	90		45		100	50					
Koester Henry	50	152		1100	100		3		2			11	20	320		210		250	150					
Writes David	15			150	10		2		1				8	225		85		100	50					
Writes Clara	15			150	10		1		1		2	5	2	120		50		75	50					
Writes Jacob	25			250	10		1						7	80										
Bonne Henry	80	157		1500	100		4	2	4			12	16	650		280		200	100					
Kirn Bernhard	70	75		2000	75		4		2		1		14	300		120	14	100	100					
Hanf Edward	60	60		1200	50		3		2		3	10	7	295		200	15	100	20					10
Hanf Friedrich	35	65		100							1			25										
Wagner Philip	30	132	25	950	75		8		2		1	10	12	400		200		100	100					
Ruch John	60	158		600	50		3		2		2	12	12	320		250		50	100					
Ruch August	5	5		100	50																			
Wagmiller Henry	50	150		600	50		2	2	2		3	10	12	400		120		150	150					15
Wier Henry	60	64		500	50		8	1	2		8	12	10	400		150		60	50					
Yeager Christian	30	43	7	800	75		2		1		3	4	13	240		100		100	60					
Wachmeyer Henry	40	40		600	25		4				2	5	8	250		100	2	80	100					
Touchoff Christian	55	145		1000	100		5		2		8	20	20	620		230		350	200					
Neanhaus Bernhard	55	75		2000	75		4		2		1		15	400		198		150	150	18				
Loman Mathias	45	75		2000	85		3	1	3		4	18	18	470		120		100	90					
Groscheider August	35	45		200	25		4		2		1	8	12	300		179		75	75	34				
Rufer Charles	50	37		1000					1		2		7	75										

1860 3240 32 38950 2415 125 121 9 65 4 76 277 452 12850 5534 31 5280 4725 352 120

State of Missouri, enumerated by me on the 8th day of July, 1870.

A B Carroll, Ass't Marshal.

YEAR ENDING JUNE 1, 1870.																									TOTAL VALUE.					
Cotton. Bales (450 lbs.)	Wool. Lbs.	Pean and Beans. Bush.	POTATOES.		Orchard products. Dolls.	Wine. Gallons.	Fruit of Market Gardens. Dolls.	DAIRY PRODUCTS.			Hay. Tons.	SEED.		Hemp. Tons.	Flax. Lbs.	Flax-seed. Bush.	Silk cocoons. Lbs.	SUGAR.		Molasses. Gallons.	BEES.		Forest products. Dolls.	Value of Home Manufactures. Dolls.	Value of animals slaughtered or sold for slaughter. Dolls.	Estimated value of all farm produce not included in the terms and addi- tions to stock. Dolls.				
			Irish. Dush.	Sweet. Dush.				Butter. Lbs.	Cheese.* Lbs.	Milk sold. Gallons.		Clover. Bush.	Grass. Bush.					Maple. Lbs.	Cane. Hbds. (1,000 lbs.)		Wax. Lbs.	Honey. Lbs.								
25	26	27	28	29	30	31	32	33	34	35	36	37	38	39	40	41	42	43	44	45	46	47	48	49	50	51	52			
			7					50			1										4					60	600	1		
	20		12								1										8					80	700	2		
			25																		12					70	200	3		
	20	4	20	12	25						2										10	5	20	80		80	825	4		
	20	5	19	35	20						2										7				10	100	250	5		
																												350	6	
	10	10	16	12	15																8					90	700	7		
	38	3	10					50			6										200	6				110	700	8		
	19		21								1															50	500	9		
	21		35					50			6															85	100	1000	10	
			60	10	100																					25	40	350	11	
	20		10					100			2																100	800	12	
	15	1	10		10			50			2															20	60	500	13	
	15		15		50			125			1															20	70	700	14	
	15			5	50			25			1															10	90	1000	15	
	12		20		25			50																			80	400	16	
	15		10	15																							65	500	17	
			6	3	10																					10	50	300	18	
	32		20	11	25			100			6							100								25	230	1300	19	
	21		4																							10	40	300	20	
	22										1												24				150	750	21	
																											70	200	22	
	4		3	10																							10	200	23	
																													24	24
	28		20		5			200			4															15	105	800	25	
			6		20						5																60	500	26	
	20		15		25			25			5																60	600	27	
	20		20		20			50			1																80	110	28	
	20		15		15	10		25																			80	350	29	
	30		15		25			25			4				15											15	100	400	30	
	20		20		10			50			1															10	80	150	31	
	5		30	5							1																90	600	32	
	9				10																						20	80	400	33
	35	4	20		10			50			1															25	185	500	34	
			30																								80	400	35	
																													700	36
																											20	500	37	
	30	6	9		25			25			3																180	600	38	
	12	4	20		50			25			1																80	550	39	
																													40	40
548	87	524	117	595	10			1075			58				15			100								35	290	2955	17625	40

* This will include only such cheese as is made upon the farm. Milk sent to cheese factories will be regarded as milk sold off the farm.

SCHEDULE 3.—Productions of Agriculture in Apple Creek Township, in the County of Cape Girardeau, in the Post Office: Appleton

1	ACRES OF LAND.			PRESENT CASH VALUE.		7	LIVE STOCK, JUNE 1, 1870.								PRODUCE DURING THE									
	Improved.	UNIMPROVED.		Of farm.	Of farming imple-ments and sub-stance.		Total amount of wages paid during the year, in-cluding value of board.	Horses.	Mules and Asses.	Milch Cows.	Working Oxen.	Other Cattle.	Sheep.	Swine.	Value of all live stock.	WHEAT.		Eye.	Indian Corn.	Oats.	Barley.	Buckwheat.	Rice.	Tobacco.
		No.	Wood-land.													Other unim-proved.	Dolls.							
	No.	No.	No.	Dolls.	Dolls.		Dolls.	No.	No.	No.	No.	No.	No.	No.	Dolls.	Bush.	Bush.	Bush.	Bush.	Bush.	Bush.	Bush.	Lbs.	Lbs.
1	Loonous Peter	90	90		2000	210	60	7	4		6	15	25	750		500		250	150					
2	Wills Jackson	50	90		1600	50		4		2	1	6	12	840		250		400	100					
3	Klump Jacob	35	45		700	50		5	1	1	2	13	14	850		100		100						
4	Schmottfager Henry	10			110					1				25									100	
5	Lides Daniel	120	134		2000	100	215	4		2	2	2	25	80	590		850		700	400				
6	Lides Frederick	5	35		500			2		1	2	13												
7	Baldmanns Joseph	140	80		1000	50		2	2	2	2	8	20	425		130		150	200					
8	Kearhouse Henry	50	64		1500	60		4		2	1	12	13	310		175		150	200					
9	Antis William	75	45		1500	60		1	3	1	1	5	21	420		200		55	75					
10	Drum Louis	60	20		1000	20		3		1	1	10	105	350		180		100	240					
11	Koldfeldt Mary	16	85	4	1000	10		2				6	4	120		70		100	30				10	
12	Baker John	70	90		1000	80		2	3	3		6	12	420		210		60	100					
13	Giffard Frank	40	20	10	800	125		3		2	1	4	5	210		177		100	50					
14	Best William	30	60		1000	40		2	3	2	2	6	12	515		80		150	240					
15	Richter Henry	70	120		1800	60		4	1	8	2	17	12	460		260		200	60	65				
16	Dumbak Jacob	40	121		1000	125		1	2	2	1	10	15	365		270		300	200					
17	Drum John	150	350		6000	200		4	2	2	6	34	10	700		175		600	300					
18	Hinkle Daniel	40	180		2400	300		6		2	4	13	27	650		200		250	120				20	
19	Keiser Henry	60	20		650	50		2			2	3	7	100		95		40	40				10	
20	McDorhoff Anton	45	38		1000	75		3	1	2	3	6	11	400		220		100	75	40			15	
21	Grotehoff Anton	45	75		150	75		4		2	1	11	16	330		120		150	75	40			10	
22	Toutchhoff Charles	50	40		1200	50		5	1	2	3	10	8	515		261		150	180					
23	Heiske William	15	25		400																		10	
24	Zimmerman William	20	110		1500	15		2		1	1	8	10	240		207		150	60					
25	Baly John	6	14		200	5		1		1			5	125		25		30	20				10	
26	Jares William	50			600											20		100						
27	Kruller Andrew	20	106		1500	200	275	1	3	8			80	705										
28	Batson James	100			1030					1				22	165			800	40					
29	Drum Marion	80	80		240	200		5	1	3	2	13	24	585		312		400	100					
30	Smith George	80	85		3000	100		5	1	3	6	30	20	730		285		500	150					
31	Smith Jane	70	175		3000			1	1	1		10	8	160										
32	Smith George	70			800	90		2			1	9	8	240		150		200	100					
33	Miller Robert	10			110			1		1				100										
34	Clack John	40	30		500	70		2		1	1		10	215		90		200	60					
35	Wills Peter	60	60		1800	60		5		2	2	19	25	645		200		500	120	33				
36	Abernathy Henderson	35	50		500	25		4	1	1		4	11	360		20		50	100					
37	Keiser Detrick	40	120		2000	75		3		2	2	4	10	390		100		50	100					
38	Lumberger Henry	65	135		1600	100		4		1		13	12	380		100		300	75					
39	Rusler Charles	50	50		800	60		1	2	2	1	8	8	340		125		20	25	3				
40	Lumberger Ambrose	60	82		1000	75			4	2	1	11	20	435		150		200	150					
		2828	3827	14	64290	2805	550	117	33	3	2	66	262	547	14110	5827	75	65	40	45	87			185

State of Missouri, enumerated by me on the 13th day of July, 1870.

A. B. Carrall, Ass't Marshal.

YEAR ENDING JUNE 1, 1870.

Cotton.	Wool.	Peas and Beans.	POTATOES.		Orchard products.	Wine.	Produce of Market Gardens.	DAIRY PRODUCTS.			SEED.				SUGAR.		Molasses.	BEES.		Forest products.	Value of Home Manufactures.	Value of animals prepared for slaughter.	TOTAL VALUE.				
			Irish.	Sweet.				Butter.	Cheese.*	Milk sold.	Hay.	Clover.	Grass.	Legs.	Hemp.	Flax.		Flax-seed.	Silk cocoons.					Maple.	Cane.	Wax.	Honey.
Bales (450 lbs.)	Lbs.	Bush.	Dush.	Dush.	Dolls.	Gallons.	Dolls.	Lbs.	Lbs.	Gallons.	Tons.	Bush.	Bush.	Lbs.	Tons.	Lbs.	Bush.	Lbs.	Hhds. (1,000 lbs.)	Gallons.	Lbs.	Lbs.	Dolls.	Dolls.	Dolls.		
25	26	27	28	29	30	31	32	33	34	35	36	37	38	39	40	41	42	43	44	45	46	47	48	49	50	51	52
			10	6	50															6				50	120	410	
																									150	380	
	12		25					25																	150	400	
	4		8		8						1													10	20	100	
								25			1														10	100	
	20		6		50			25			2										21			25	135	300	
	37		12	14	75			250			7										60			40	120	710	
	50		8	10	75			200			5					200				20	27		35	75	190	410	
	12		7		15			50																15	120	900	
	28		30	30	100			50													40			25	200	1200	
	24		20		50			25			7										38			25	140	425	
	18		30	20	100			50			2										8		12	30	260	1500	
	15		7	8	15						2										14			20	50	1000	
	24		10	6	41			100			2										55			30	380	1600	
			5	2	10			100			1										40			35	110	625	
	10		10		5			50																10	30	400	
	25	1	20		10			50			2													20	150	500	
	30		12	10	25			100													19			25	120	825	
	6		5	4																				10	25	500	
	18		20	5				50																15	80	470	
																											115
																											200
	30		2	10				50													10				100	500	
	22		25		25																20	2	24	25	120	550	
	20		35		15			25													15			30	130	625	
	26		15	10	15																20		50	20	100	500	
	14		5	6	50																			30	40	40	
	10	8	10		15			25			1														40	600	
	15	2	20	10	10						2										12			20	60	600	
	15	2	20	20	100			150			1										25			50	110	850	
	15		8		10			50			1													10	40	350	
	35	7	15	10	50			100			8				50									35	115	900	
	10			8				50			10										20			10	195	820	
	15		18	5				100			1										5	10		20	60	600	
	15		7	10	35			100			4														110	650	
	5	8	16																		6				70	400	
	30		10																					80	320	2150	
610	18		446	199	950			1800			55				50				200				1450	121	860	4120	24305

* This will include only such cheese as is made upon the farm. Milk sent to cheese factories will be regarded as milk sold off the farm.

State of Missouri, enumerated by me on the 15th day of July, 1870.

A B Carrall, Ass't Marshal.

YEAR ENDING JUNE 1, 1870.

Cotton.	Wool.	Peas and Beans.	POTATOES.		Orchard products.	Wine.	Produce of Market Gardens.	DAIRY PRODUCTS.			SEED.			SUGAR.			BEES.		Forest products.	Value of Home Manufactures.	Value of animals slaughtered or sold for slaughter.	TOTAL VALUE.						
			Irish.	Sweet.				Butter.	Cheese.*	Milk sold.	Hay.	Clover.	Grass.	Hops.	Hemp.	Flax.	Flaxseed.	Silk cocoons.					Maple.	Cane.	Molasses.	Wax.	Honey.	
Bales (450 lbs.)	Lbs.	Bush.	Bush.	Bush.	Dolls.	Gallons.	Dolls.	Lbs.	Lbs.	Gallons.	Tons.	Bush.	Bush.	Lbs.	Tons.	Lbs.	Bush.	Lbs.	Hds. (1,000 lbs.)	Gallons.	Lbs.	Lbs.	Dolls.	Dolls.	Dolls.	Dolls.		
25	26	27	28	29	30	31	32	33	34	35	36	37	38	39	40	41	42	43	44	45	46	47	48	49	50	51	52	
																										100	300	
		2	25					25																		100	600	
																									10	20	100	
	25				25																0				25	115	200	
	40		20					75													7				20	220	1300	
	25		13	6	25			300			1														20	100	400	
	20		30		25			50			1										8				20	100	525	
	20	4	60		30			110			4								10		0			50	100	1600		
			7																		13				25	80	500	
	25		30		10			200			8										40				10	245	1100	
	15																				20				30	70	350	
	30		20	6	10			50			2										40				10	150	825	
	30		6		15			25			1														10	80	600	
	10																										65	300
	30	2	12		15			50			1										20					90	400	
	24	8	50	10	75			150			10				20						25				45	315	900	
	40		20	10	50			150							20				25		0				75	130	500	
	12		14	8	10														10		0		2	50		60	225	
	37		35	5	25			25			4										10				20	140	700	
																												500
																												300
																												225
	22	4	40					50																	20	200	1150	
	27	1	15	15				50													0				25	80	900	
	20	1	10	10	10			50			6										0				15	90	800	
	25				25			150			4										0				20	190	1300	
	16		7					50													10				5	80	450	
	8		9					25													0				50	60	400	
	18		6		15			50													0				45	60	1100	
	44		15		20			100													40				75	210	1610	
	30		14	10	20			150			1										20				100	105	710	
	44		30					200													0						200	1100
	14		12																		20						100	150
	15		8	15	10			75													0				20	100	500	
	10		25	10				100													20				30	100	325	
																											50	500
	12																											100
	16		12	5	12			100																	10	55	80	500
	15		50	10	10			50			1										30				10	100	725	
																												250
714	22	597	120	487				2400			89			40		75				129			150	10	840	4125	24257	

* This will include only such cheese as is made upon the farm. Milk sent to cheese factories will be regarded as milk sold off the farm.

SCHEDULE 3.—Productions of Agriculture in Apple Creek Township, in the County of Cape Girardeau, in the Post Office: Appleton

0181

Name of Agent, Owner, or Manager.	ACRES OF LAND.			PRESENT CASH VALUE.		Total amount of wages paid during the year including value of board.	LIVE STOCK, JUNE 1, 1870.									PRODUCE DURING THE YEAR.							
	Improved.	UNIMPROVED.		Of farm.	Of farming implements and machinery.		Horses.	Mules and Asses.	Milch Cows.	Working Oxen.	Other Cattle.	Sheep.	Swine.	Value of all live stock.	WHEAT.		Rye.	Indian Corn.	Oats.	Barley.	Buckwheat.	Rice.	Tobacco.
		Wood-land.	Other unimproved.												Spring.	Winter.							
	No.	No.	No.	Dolls.	Dolls.		No.	No.	No.	No.	No.	No.	No.	Dolls.	Bush.	Bush.	Bush.	Bush.	Bush.	Bush.	Bush.	Lbs.	Lbs.
1	2	3	4	5	6	7	8	9	10	11	12	13	14	15	16	17	18	19	20	21	22	23	24
Drum Francis	36	111		2000	100		2	1	1	18	15	285		346		900	50						15
Strong Samuel D	40			110	10		2					1	200										
Penny James	60	60	20	1000	30	35	2			2	7	26	325		306		150	50					
Wills Drew	130	260		7800	435	100	12		4	3	27	22	1450		714		400	200					
Wills David W	40	40		1200	100		4		1	1	18	12	400		199		80	200					
Roberts Thomas	65	120		3500	100	350	7		2	3	20	20	660		457		300	200					
Daugherty Araba	40	40		800					1	2	8	4	100										
Malone Margaret	100	100		300	100	75	5	1	3	5	5	25	680		240		1000	100					
Frausdril Benjamin	20			200	15		1		1			4	125				200	100					
Malone William	60	40		800	100		4	1	2	4	14	15	485		150		400	100					
Worn Eliza	120	75		3000			1		1	1		12	145		300	75	250	150	75	12			
Worn Solomon	30			300	20		2	1	1			4	235										
Johnson John	25			300	40	80	3		1		2	16	330		160		300	50					
Chippard George	135	100		3000	75	400	8	1	8	2	4		20	1000		350		1000	300		30		300
Wilson Sandie	80	50		1500	75	40	8		2		1		8	385		200		500	40				
Chippard Christopher	200	130		5000	500	200	5	5	2	2	30	30	1220		400		1000	300					
Looney John	40			400	100		4	1	1	1	22	20	500		180		500	100					
Arnold John	14			200					1	1		12	75				50						
Self Bales	30			300					1			9	50		225		200	45					
Botner Marcus	85	88		2500	150	180	2	4	8	2	18	35	800		185		800	175	20				
Swan Ferdinand	100	73		3000	200	250	5	1	8	1	26	3	850		570		700	160	400				
Turner Williams	24	26		500	75	100	3	2	2	2	12	16	520		140		200	300					
Bolinger Francis	45	65		2000	125	25	7	4	2	6	20	30	1150		400		400	200					
Smard Isabell	60	62		2500	150	50	3	2	1	1	20	10	520		94		200	300					20
Rumfelt Logan	60	73		1800	40		3	4	2	4	14	9	730		210		350						20
Cobb John	120	40		4000	500	100	5	3	2	2	15	30	640		900		800	100	200				
Roberts Mary	80	70		500	125	25	4	1	1	3	18	7	500		125		300		240				
Ameaus Nicholas	40	65		600	15		1		1	1	7	11	150		100		250	200					
Ford Albert	50	80		900	100	50	3	2	8	8	9	25	585		240		300	200					
Ferguson Hanna	100	177	20	4450	100		8		2	4	30	20	490										
Walkerson garden	108			1500	200		4		8	2	28	30	400		200		1500						
Walkerson James	80	220		4450	200	200	6	1	2	6	14	12	765		250		200	50					100
Hall James	30	50		800	25	50	1		1		5	5	125				150						
Hall Elizabeth	25	50		800	75				2	1	1	3	5	260		45		300	60				
Sheppard John	25	5		400	25		2		1	1	5	6	220		75		150	60					100
Godwin Mills	50	150		2000	30		3		2		5	3	340		60		300	40					150
Hill Joel	12	24		850	10		1		1			4	120		45		100						20
Robbins William	35	30		700	150	10	2		1		3	10	260		175		300						
Schmitts Fredrick	30	28		500	15		2	1	1	1	7	9	300		21		150	50					
Wolfenkeler Henry	40	35		1000	200		1	3	2	2	4	11	400		140		300	100					

Handwritten notes and calculations at the bottom of the page, including a large sum of 70550 and other figures.

State of Missouri, enumerated by me on the 14th day of July, 1870.


A B Bassall, Ass't Marshal.

YEAR ENDING JUNE 1, 1870.

Cotton.	Wool.	Peas and Beans.	POTATOES.		Orchard products.	Wine.	Produce of Market Gardens.	DAIRY PRODUCTS.			Hay.	SEED.		Hops.	Hemp.	Flax.	Flax-seed.	Silk cocoons.	SUGAR.			BEES.		Forest products.	Value of Home Manufactures.	Value of animals slaughtered or sold for slaughter.	TOTAL VALUE.
			Irish.	Sweet.				Butter.	Cheese.*	Milk sold.		Clover.	Grass.						Maple.	Cane.	Molasses.	Wax.	Honey.				
Bales (450 lbs.)	Lbs.	Bush.	Bush.	Bush.	Dolls.	Gallons.	Dolls.	Lbs.	Lbs.	Gallons.	Tons.	Bush.	Bush.	Lbs.	Tons.	Lbs.	Bush.	Lbs.	Lbs.	Hds. (1,000 lbs.)	Gallons.	Lbs.	Lbs.	Dolls.	Dolls.	Dolls.	Dolls.
25	26	27	28	29	30	31	32	33	34	35	36	37	38	39	40	41	42	43	44	45	46	47	48	49	50	51	52
1	40		20					100			1										20		10		25	150	925
2																											
3	12		13					25			7										8					50	910
4	100		25	25				150			20										50	10	25			835	2710
5	22		15					250							15						40				150	100	625
6	40		150	10				15													80				60	225	1420
7																					10				45	20	93
8	23		30	10				150			4										35				50	150	1585
9			10					50													6					100	368
10	40		40																		30				40	150	765
11			30					250			4										40					250	1150
12	10		8					25																		80	105
13		3	150	10				250	40		10												9	20	250	300	1760
14																											1585
15			13	12				100													15					120	900
16	60		100	30				75			1										20	20	80	40	250	2080	
17	40		30	12				150													50				50	150	1075
18																					6					80	135
19			10																							50	520
20	30		75					150													25				200	1435	
21	52		25					150													70				25	280	2355
22	90		10					60													12				10	100	635
23	40		12	10				150			5										40				40	215	1415
24	50		5	5				250			5								50		10	3	100	40	90	815	
25	39		5	5				150			5								10		10				20	120	925
26	30		20					100			2															125	1205
27	25		10					100			4										15				60	250	1325
28	14		6					50			1														25	150	685
29	20		30	5				100			3										15				80	120	975
30	30							250																	60	150	335
31	40		15	40				100			10										40				55	160	2765
32	30		20	30							2															145	760
33	7		6					100													20				40	300	565
34	20		10	10				25													10					110	555
35	20		10					25													10				10	105	500
36	10		15					100			4										40					70	650
37			12	5				75													4					50	250
38			50	10				25													25				10	100	650
39	12		30																10							65	310
40	12	1	16	10				50			8														50	80	650
	882	11	1024	289				3600	40		91				15					70					110	160	38089

* This will include only such cheese as is made upon the farm. Milk sent to cheese factories will be regarded as milk sold off the farm.

SCHEDULE 3.—Productions of Agriculture in Byrd Township, in the County of Cape Girardeau, in the Post Office: Jackson



Name of Agent, Owner, or Manager.	ACRES OF LAND.			PRESENT CASH VALUE.		Total amount of wages paid during the year, including value of board.	LIVE STOCK, JUNE 1, 1870.								PRODUCE DURING THE YEAR.									
	Improved.	UNIMPROVED.		Of farm.	Of farming implements and machinery.		Horses.	Mules and Asses.	Milch Cows.	Working Oxen.	Other Cattle.	Sheep.	Swine.	Value of ALL live stock.	WHEAT.		Rye.	Indian Corn.	Oats.	Barley.	Buckwheat.	Rice.	Tobacco.	
		No.	Wood-land.												Other unimproved.	Dolls.								Dolls.
1	2	3	4	5	6	7	8	9	10	11	12	13	14	15	16	17	18	19	20	21	22	23	24	
Buttlett Perry	50	100		3000	150	60	3	2		3	10	20	450		130		400	75						
Roberts Andrew	50	45		2000	150		4	2			15	10	570		100		200							
Suener William	12	38		600	75	200	2	1	8		8	12	360											
Byrd William	50	150		4000	100		8	3	2		3	35	1150		470		300	120	230					
Dilph Jacob	70	90		1800	150		6	2			29	14	745		350		500	300						
Thomas David	50	40		2000	100		8		2	2	1	26	12	834		80		200	60				150	
Davis Robert	40	45		1500	100		5	2	2		1	13	16	500		115		200	40					
Franklin	60	140		4000	200	100	4	2	2		2	7	18	730		100		400	140				100	
Strapp George	12			120	15		2		1		2	10	8	245		40		200					50	
Vaught Gilbert	74			140	50		1	1	1	8			5	315				250						
McComb John	145	365		5400	1000	40	4		8		1	9	15	545				500						
Heard John	130	170		2500	150	175	8		8		2		15	1015		250		800	25					
Shigo Madison	30			300	35		3		2		1	8	11	350		70		150						
Heard David	12	13		250	25		2		1				9	200		125		300						
Long John	57	73		2000	50	25	2		2		2	30	22	395		307		200	25				600	
Howard James	38	17		1000	25		1		1				10	150		91		200	70					
Custer Caroline	3	37		1000	50		2		2				2	175				150						
Sewer Henderson	14			140	8		2		2		2		18	255		90		150	60				100	
Howard Henderson	80	80		3200	500	125	4		2		1		30	560		200		400						
Shaner Zurlia	150	250		8000	500	125	5	2	8		4	50	25	875		260		400						
Smith William	40	47		1000	100		5	1	1		4	28	18	645		110		600	50				1200	
White William	12			120	25		1		2		1		10	140		95		75	40					
Seay Ruben	95			350	10		1		1		2	18	15	155		82		600	200					
Roberts Mary	70	91		150	60		4		2			20	20	550		128		500	20					
Howard Andrew	45	80		2500	300	125	4	2	2	2	5	6	18	760		252		1000	300				3600	
Butts John	16			160	50		2			2	1			260				700	45					
Howard Mary	45	85		3000	950	100	4		8	2	4	25	27	685		98		400	100					
Farret Richard	6	9		400	50		1						11	135				200	50					
Decker John	86			1000	100		3						4	310										
McQuire Elizabeth	80	40		3600																				
Dickenson Wiram	100	50		3650	200	800	1	4	2				30	640		300		1000	300				8000	
Basner Henry	150	75		6000	600	500	2	2					50	550		1710		500						
Cannon Frank	60	54		5000	50	250	4		8	2	5	7	30	675		300		500	200					
Wail Burrow	45			1000	75		8		1		2	5	25	725		260		300	37				400	
Edwards James	100	44		4000	250	240		2	2			10	16	315		145			150					
Moore Lemon	22			400	25				1	2	1		17	150		105		300	210					
Henderson Robert	40			800	50		2		2	2				250										
Long Andrew	5	45		1000	100				2	2		8	15	310				100	50					
Altenthal Henry	70	100		5000	350	50	6		8		9	8	50	810		680		400	300					
Fulmeider Frank	100	87		8500	500		2	1	3		4	15	15	495		300								
				93780	6640	2505	121	24	68	20	2	387	674	1850		7888		12675	3427	2811				9200

State of Massachusetts, enumerated by me on the 2nd day of August, 1870.

A B Carroll, Ass't Marshal.

YEAR ENDING JUNE 1, 1870.

1	2	3	4	5	6	7	8	9	10	11	12	13	14	15	16	17	18	19	20	21	22	23	24	25	26	27	28	29	30	31	32	33	34	35	36	37	38	39	40	41	42	43	44	45	46	47	48	49	50	51	52	53	54	55	56	57	58	59	60	61	62	63	64	65	66	67	68	69	70	71	72	73	74	75	76	77	78	79	80	81	82	83	84	85	86	87	88	89	90	91	92	93	94	95	96	97	98	99	100	101	102	103	104	105	106	107	108	109	110	111	112	113	114	115	116	117	118	119	120	121	122	123	124	125	126	127	128	129	130	131	132	133	134	135	136	137	138	139	140	141	142	143	144	145	146	147	148	149	150	151	152	153	154	155	156	157	158	159	160	161	162	163	164	165	166	167	168	169	170	171	172	173	174	175	176	177	178	179	180	181	182	183	184	185	186	187	188	189	190	191	192	193	194	195	196	197	198	199	200	201	202	203	204	205	206	207	208	209	210	211	212	213	214	215	216	217	218	219	220	221	222	223	224	225	226	227	228	229	230	231	232	233	234	235	236	237	238	239	240	241	242	243	244	245	246	247	248	249	250	251	252	253	254	255	256	257	258	259	260	261	262	263	264	265	266	267	268	269	270	271	272	273	274	275	276	277	278	279	280	281	282	283	284	285	286	287	288	289	290	291	292	293	294	295	296	297	298	299	300	301	302	303	304	305	306	307	308	309	310	311	312	313	314	315	316	317	318	319	320	321	322	323	324	325	326	327	328	329	330	331	332	333	334	335	336	337	338	339	340	341	342	343	344	345	346	347	348	349	350	351	352	353	354	355	356	357	358	359	360	361	362	363	364	365	366	367	368	369	370	371	372	373	374	375	376	377	378	379	380	381	382	383	384	385	386	387	388	389	390	391	392	393	394	395	396	397	398	399	400	401	402	403	404	405	406	407	408	409	410	411	412	413	414	415	416	417	418	419	420	421	422	423	424	425	426	427	428	429	430	431	432	433	434	435	436	437	438	439	440	441	442	443	444	445	446	447	448	449	450	451	452	453	454	455	456	457	458	459	460	461	462	463	464	465	466	467	468	469	470	471	472	473	474	475	476	477	478	479	480	481	482	483	484	485	486	487	488	489	490	491	492	493	494	495	496	497	498	499	500	501	502	503	504	505	506	507	508	509	510	511	512	513	514	515	516	517	518	519	520	521	522	523	524	525	526	527	528	529	530	531	532	533	534	535	536	537	538	539	540	541	542	543	544	545	546	547	548	549	550	551	552	553	554	555	556	557	558	559	560	561	562	563	564	565	566	567	568	569	570	571	572	573	574	575	576	577	578	579	580	581	582	583	584	585	586	587	588	589	590	591	592	593	594	595	596	597	598	599	600	601	602	603	604	605	606	607	608	609	610	611	612	613	614	615	616	617	618	619	620	621	622	623	624	625	626	627	628	629	630	631	632	633	634	635	636	637	638	639	640	641	642	643	644	645	646	647	648	649	650	651	652	653	654	655	656	657	658	659	660	661	662	663	664	665	666	667	668	669	670	671	672	673	674	675	676	677	678	679	680	681	682	683	684	685	686	687	688	689	690	691	692	693	694	695	696	697	698	699	700	701	702	703	704	705	706	707	708	709	710	711	712	713	714	715	716	717	718	719	720	721	722	723	724	725	726	727	728	729	730	731	732	733	734	735	736	737	738	739	740	741	742	743	744	745	746	747	748	749	750	751	752	753	754	755	756	757	758	759	760	761	762	763	764	765	766	767	768	769	770	771	772	773	774	775	776	777	778	779	780	781	782	783	784	785	786	787	788	789	790	791	792	793	794	795	796	797	798	799	800	801	802	803	804	805	806	807	808	809	810	811	812	813	814	815	816	817	818	819	820	821	822	823	824	825	826	827	828	829	830	831	832	833	834	835	836	837	838	839	840	841	842	843	844	845	846	847	848	849	850	851	852	853	854	855	856	857	858	859	860	861	862	863	864	865	866	867	868	869	870	871	872	873	874	875	876	877	878	879	880	881	882	883	884	885	886	887	888	889	890	891	892	893	894	895	896	897	898	899	900	901	902	903	904	905	906	907	908	909	910	911	912	913	914	915	916	917	918	919	920	921	922	923	924	925	926	927	928	929	930	931	932	933	934	935	936	937	938	939	940	941	942	943	944	945	946	947	948	949	950	951	952	953	954	955	956	957	958	959	960	961	962	963	964	965	966	967	968	969	970	971	972	973	974	975	976	977	978	979	980	981	982	983	984	985	986	987	988	989	990	991	992	993	994	995	996	997	998	999	1000	1001	1002	1003	1004	1005	1006	1007	1008	1009	1010	1011	1012	1013	1014	1015	1016	1017	1018
---	---	---	---	---	---	---	---	---	----	----	----	----	----	----	----	----	----	----	----	----	----	----	----	----	----	----	----	----	----	----	----	----	----	----	----	----	----	----	----	----	----	----	----	----	----	----	----	----	----	----	----	----	----	----	----	----	----	----	----	----	----	----	----	----	----	----	----	----	----	----	----	----	----	----	----	----	----	----	----	----	----	----	----	----	----	----	----	----	----	----	----	----	----	----	----	----	----	----	-----	-----	-----	-----	-----	-----	-----	-----	-----	-----	-----	-----	-----	-----	-----	-----	-----	-----	-----	-----	-----	-----	-----	-----	-----	-----	-----	-----	-----	-----	-----	-----	-----	-----	-----	-----	-----	-----	-----	-----	-----	-----	-----	-----	-----	-----	-----	-----	-----	-----	-----	-----	-----	-----	-----	-----	-----	-----	-----	-----	-----	-----	-----	-----	-----	-----	-----	-----	-----	-----	-----	-----	-----	-----	-----	-----	-----	-----	-----	-----	-----	-----	-----	-----	-----	-----	-----	-----	-----	-----	-----	-----	-----	-----	-----	-----	-----	-----	-----	-----	-----	-----	-----	-----	-----	-----	-----	-----	-----	-----	-----	-----	-----	-----	-----	-----	-----	-----	-----	-----	-----	-----	-----	-----	-----	-----	-----	-----	-----	-----	-----	-----	-----	-----	-----	-----	-----	-----	-----	-----	-----	-----	-----	-----	-----	-----	-----	-----	-----	-----	-----	-----	-----	-----	-----	-----	-----	-----	-----	-----	-----	-----	-----	-----	-----	-----	-----	-----	-----	-----	-----	-----	-----	-----	-----	-----	-----	-----	-----	-----	-----	-----	-----	-----	-----	-----	-----	-----	-----	-----	-----	-----	-----	-----	-----	-----	-----	-----	-----	-----	-----	-----	-----	-----	-----	-----	-----	-----	-----	-----	-----	-----	-----	-----	-----	-----	-----	-----	-----	-----	-----	-----	-----	-----	-----	-----	-----	-----	-----	-----	-----	-----	-----	-----	-----	-----	-----	-----	-----	-----	-----	-----	-----	-----	-----	-----	-----	-----	-----	-----	-----	-----	-----	-----	-----	-----	-----	-----	-----	-----	-----	-----	-----	-----	-----	-----	-----	-----	-----	-----	-----	-----	-----	-----	-----	-----	-----	-----	-----	-----	-----	-----	-----	-----	-----	-----	-----	-----	-----	-----	-----	-----	-----	-----	-----	-----	-----	-----	-----	-----	-----	-----	-----	-----	-----	-----	-----	-----	-----	-----	-----	-----	-----	-----	-----	-----	-----	-----	-----	-----	-----	-----	-----	-----	-----	-----	-----	-----	-----	-----	-----	-----	-----	-----	-----	-----	-----	-----	-----	-----	-----	-----	-----	-----	-----	-----	-----	-----	-----	-----	-----	-----	-----	-----	-----	-----	-----	-----	-----	-----	-----	-----	-----	-----	-----	-----	-----	-----	-----	-----	-----	-----	-----	-----	-----	-----	-----	-----	-----	-----	-----	-----	-----	-----	-----	-----	-----	-----	-----	-----	-----	-----	-----	-----	-----	-----	-----	-----	-----	-----	-----	-----	-----	-----	-----	-----	-----	-----	-----	-----	-----	-----	-----	-----	-----	-----	-----	-----	-----	-----	-----	-----	-----	-----	-----	-----	-----	-----	-----	-----	-----	-----	-----	-----	-----	-----	-----	-----	-----	-----	-----	-----	-----	-----	-----	-----	-----	-----	-----	-----	-----	-----	-----	-----	-----	-----	-----	-----	-----	-----	-----	-----	-----	-----	-----	-----	-----	-----	-----	-----	-----	-----	-----	-----	-----	-----	-----	-----	-----	-----	-----	-----	-----	-----	-----	-----	-----	-----	-----	-----	-----	-----	-----	-----	-----	-----	-----	-----	-----	-----	-----	-----	-----	-----	-----	-----	-----	-----	-----	-----	-----	-----	-----	-----	-----	-----	-----	-----	-----	-----	-----	-----	-----	-----	-----	-----	-----	-----	-----	-----	-----	-----	-----	-----	-----	-----	-----	-----	-----	-----	-----	-----	-----	-----	-----	-----	-----	-----	-----	-----	-----	-----	-----	-----	-----	-----	-----	-----	-----	-----	-----	-----	-----	-----	-----	-----	-----	-----	-----	-----	-----	-----	-----	-----	-----	-----	-----	-----	-----	-----	-----	-----	-----	-----	-----	-----	-----	-----	-----	-----	-----	-----	-----	-----	-----	-----	-----	-----	-----	-----	-----	-----	-----	-----	-----	-----	-----	-----	-----	-----	-----	-----	-----	-----	-----	-----	-----	-----	-----	-----	-----	-----	-----	-----	-----	-----	-----	-----	-----	-----	-----	-----	-----	-----	-----	-----	-----	-----	-----	-----	-----	-----	-----	-----	-----	-----	-----	-----	-----	-----	-----	-----	-----	-----	-----	-----	-----	-----	-----	-----	-----	-----	-----	-----	-----	-----	-----	-----	-----	-----	-----	-----	-----	-----	-----	-----	-----	-----	-----	-----	-----	-----	-----	-----	-----	-----	-----	-----	-----	-----	-----	-----	-----	-----	-----	-----	-----	-----	-----	-----	-----	-----	-----	-----	-----	-----	-----	-----	-----	-----	-----	-----	-----	-----	-----	-----	-----	-----	-----	-----	-----	-----	-----	-----	-----	-----	-----	-----	-----	-----	-----	-----	-----	-----	-----	-----	-----	-----	-----	-----	-----	-----	-----	-----	-----	-----	-----	-----	-----	-----	-----	-----	-----	-----	-----	-----	-----	-----	-----	-----	-----	-----	-----	-----	-----	-----	-----	-----	-----	-----	-----	-----	-----	-----	-----	-----	-----	-----	-----	-----	-----	-----	-----	-----	-----	-----	-----	-----	-----	-----	-----	-----	-----	-----	-----	-----	-----	-----	-----	-----	-----	-----	-----	-----	-----	-----	-----	-----	-----	-----	-----	-----	-----	-----	-----	-----	-----	-----	-----	-----	-----	-----	-----	-----	-----	-----	-----	-----	-----	-----	-----	-----	-----	-----	-----	-----	-----	-----	-----	-----	-----	-----	-----	-----	-----	-----	-----	-----	-----	-----	-----	-----	-----	-----	-----	-----	-----	-----	-----	-----	-----	-----	-----	-----	-----	-----	-----	-----	-----	-----	-----	-----	-----	-----	-----	-----	-----	-----	-----	-----	-----	-----	-----	-----	-----	-----	-----	-----	-----	-----	-----	-----	-----	-----	-----	-----	-----	-----	-----	-----	------	------	------	------	------	------	------	------	------	------	------	------	------	------	------	------	------	------	------

SCHEDULE 3.—Productions of Agriculture in Byrd Township, in the County of Cape Girardeau, in the Post Office: Jackson

Name of Agent, Owner, or Manager.	ACRES OF LAND.			PRESENT CASH VALUE.		Total amount of wages paid during the year, including value of board.	LIVE STOCK, JUNE 1, 1870.								PRODUCE DURING THE YEAR.								
	Improved.	UNIMPROVED.		Of farm.	Of farming implements and machinery.		Horses.	Mules and Asses.	Milch Cows.	Working Oxen.	Other Cattle.	Sheep.	Swine.	Value of all live stock.	WHEAT.		Rye.	Indian Corn.	Oats.	Barley.	Buckwheat.	Rice.	Tobacco.
		No.	Wood-land.												Other unimproved.	Dolls.							
1	2	3	4	5	6	7	8	9	10	11	12	13	14	15	16	17	18	19	20	21	22	23	24
Wray Emadetha	22			600	25		3		2				5	960				300					
Bridgell John	12			250										8	25			100					300
Luster Josiah	50	70		2500	100		4		6					50	750			300					
Miller Robert	20			450					2		4			6	110			1000					40
Barns James	7			125					1		1			4	50			200	100				
Davis Chesley	50	50		2000	100		2	6	2		8	30	25	1000		160		500	100				50
Blackfetter Cyrus	70	108		2000	100	20	4		1		8	13	35	605		125		200	40				
Kirk William	25			800																			
Scrump John	50	24		1500	100	45	5	1	8		1	10	35	915		200		400	200				
Howard Richard	200	200		4000	500	300	22	4	8		5	58	40	2340		350		1600	400				
Kirk Wiley	45	112		2000	10	100	7		2		8	30	14	810		92		600	200				50
Green Ansel	65	45		1120	50		2		3			20	15	235									
Ball Mary	50			500	50	10	8					16	18	335		97		300	200				
Wigginton Benjamin	60	110		3000	250	100	2		2		2		10	300		150		200	100				600
Ball Wiley	200	200		8000	1000	400	10	4	4		2	60	40	1160		625		1200	600				
Sheppard Thomas	12			240	25		1		1			2	6	120		25		150	100				
Sheppard Isaac	80	124		5000	200		2	4	2			30	20	740		150		800	300				
Adkins Olen	35			900	100		2	8	2		6	8	12	635		40		300	100				800
Bridgell Bert	25			500	80	50	2	1						8	315			150	10				
Libert Roman	3	22		250																			
Gran Charles	4			80	10		1							6	100			50					
Mathews William	4	16		400	25		3		3					10	380		150	75	150				
Link Amos	100	110		5000	225	800	1	5	2		4	11	10	930		300		400	200				
Sawyers Polly	25			500	30		1		1		1	10	5	160		50		200	120				1150
Henderson Daniel	30			600	10			2	1			8	15	290		60		150					
Walkerson Reuben	70	174		3000	100	50	4	8	3		5	30	15	900		180		400					
Walkerson Joel	100	125		4000	100	100	3							40	420								
Rose Thomas	17			300																			
Meyers Henry	40	60		2500	100		3		2		2	4	18	430		150		200	200				
Pody Henry	35	40		1500	100		8		2		2		8	330		235			800				
Miller Aman	42	100		5000	200	100	6	1	2		2	18	50	950		100		900					
Wittinger Christian	50	48		2500	100		4		3			4	20	540		128		300	60				
Overbeck August	70	70		3500	100		4		4		1		20	560		224		800	60				
Wittinger August	14	48		1200	20		2		2				6	265		100		150	10				
Scrump Samuel	10			400	75		1		2		1	12		235				150					
Brodrick Edward	12			340	50		1		1		1	10	6	225									
McGuire George	75	125		1200	150	150	3		1		1		40	455		300		1000	400				150
Sperling Christ	25	125		3000	100		4		3		2	5	14	540		109		150	25				
Proffer Benjamin	30	145		3000	15		1		3		2	15	12	240		22		400	100				25
Henry Juliette	70	30		1800																			

1982 2800 7600 4200 1725 114 34 70 54 401 1785 4112 12025 4075 8505

State of _____, enumerated by me on the _____ day of _____, 1870.

A B Carrall, Ass't Marshal.

YEAR ENDING JUNE 1, 1870.																									TOTAL VALUE.				
Cotton.	Wool.	Peas and Beans.	POTATOES.		Orchard products.	Wine.	Produce of Market Gardens.	DAIRY PRODUCTS.			SEED.			Hops.	Hemp.	Flax.	Flax-seed.	SILK cocoon.	SUGAR.		Molasses.	BEES.		Forest products.	Value of Home Manufactures.	Value of animals sold for slaughter.	Estimated value of all farm production, including betterments and additions to stock.		
			Irish.	Sweet.				Butter.	Cheese.*	Milk sold.	Hay.	Clover.	Grass.						Maple.	Cane.		Wax.	Honey.					Dolls.	Dolls.
Bales (450 lbs.)	Lbs.	Bush.	Bush.	Bush.	Dolls.	Gallons.	Dolls.	Lbs.	Lbs.	Gallons.	Tons.	Bush.	Bush.	Lbs.	Tons.	Lbs.	Bush.	Lbs.	Hds. (1,000 lbs.)	Gallons.	Lbs.	Lbs.	Dolls.	Dolls.	Dolls.	Dolls.			
25	26	27	28	29	30	31	32	33	34	35	36	37	38	39	40	41	42	43	44	45	46	47	48	49	50	51	52		
								25																		10	260		
																											20	200	
			10					100																			100	370	
			30					150																			100	970	
			15					100																			100	350	
	20		6	5	15			150			2								20		12					7 05	215	1015	
	60		12	5	50			50			5																150	835	
	40	3	15	25	15			150			1										40					50	220	450	
	100		25		15			50			8										80					50	450	1370	
	50	3	50					150			6										40			50		50	200	1900	
	30		50																								70	825	
			20					50																			10	80	125
	100		20								2																100	420	
	100		20					500			2														8	50	60	300	2830
																													1785
	4		6					50																			50	280	
	40		10		10			150			3										30				50	80	770		
	20	3	30	40				150			8								10		40					120	900		
		1	10	12							1								12		20					90	370		
																												00	
		3	7	13															10		20					60	150		
			15					150																		30	80	420	
	87		5	5				50			12										12 10		18	50	150	1275			
	20							50													12			8		150	800		
	15		7																						15	140	300		
	35		10	12				100			2														50	100	750		
	8		20					50			5															60	190		
																												00	
																												410	
			30					150			5															200	800		
	40		8	10				100																	9	150	1080		
	20		50	5	25			100			5														50	120	740		
	40		40		10			100			2										21					120	720		
			10	5																							40	275	
	40		10					50																	10	140	320		
			100	20	25			150			4															150	400		
	12	1	25					25																		80	1460		
																												250	
	24		25					400			4														85	80	770		
																												00	
885	14	813	157	160				350			67								52						7167	565	425	27535	


* This will include only such cheese as is made upon the farm. Milk sent to cheese factories will be regarded as milk sold off the farm.

1870

SCHEDULE 3.—Productions of Agriculture in Byrd Township, in the County of Cape Girardeau, in the Post Office: Jackson

Name of Agent, Owner, or Manager.	ACRES OF LAND.			PRESENT CASH VALUE.		Total amount of wages paid during the year, including value of board.	LIVE STOCK, JUNE 1, 1870.							PRODUCE DURING THE YEAR.										
	Improved.	UNIMPROVED.		Of farm.	Of farming implements and machinery.		Horses.	Mules and Asses.	Milch Cows.	Working Oxen.	Other Cattle.	Sheep.	Swine.	Value of ALL live stock.	WHEAT.		Rye.	Indian Corn.	Oats.	Barley.	Buckwheat.	Rice.	Tobacco.	
		No.	Wood-land.												Other unimproved.	Dolls.								Dolls.
1	2	3	4	5	6	7	8	9	10	11	12	13	14	15	16	17	18	19	20	21	22	23	24	
Spurling Elizabeth	50	50		2000	100		5	1	1		2	9	24	640		150		200	250					
Grantright Anna	14	102		1500	100		3		2		2	5	15	332		100		200	40					
Meyer Conrad	22	38		700	30		8		2		2	1	4	311		110		125	5					
Strong Samuel	150	322		6000	100	100	3	5	4		3	15	35	1000		250		700	100					
Watters Frederick	42	42		1000	100	11	3	2	3		2	9	11	540		93		150	180					
Shunkhard James	50	110		3000	50	40	4	1	8		4	20	7	580		130		600	160					
Smith James	110	280		6000	50	75	7	3	4	2	8	28	40	1260		250		300	100					
Link Aaron	65	220		2000	50		3		8	2	1	35	20	560		150		200	200					
Meyer August	40	20		700	50		3	1	2		8	2	16	325		227		300	50					
Burkefeldt Christy	100	150		3000	300	30	12	6	5		6	20	40	1715		600		400	100					
Meyers Henry	40	74		1500	100	50	5		2		4	5	10	695		140	2	200	120					
Meyer August	50	65		2000	75	30	4		2		2	7	20	545		300	7	300	50					
Fischerhorn William	15	95		700	100		3		2		1	1	13	350				30	100					
David Edward	6	45		500	100		2	2	1		1	13	9	290				200					40	
Richards James	30	10		500	100		8		2		3	29	10	465		150		150					2000	
Davis Robert	75	25		2000	100	75			2	1			6	260				150						
Pedigo Patrick	15			800	50		2		1				1	240				150						
Mayberry Robert	30			600	100		2		2		1	11	4	235		165		150						
Davis James	12			250	25							4	1	10				20					40	
Senke Charles	27	65		2000	75		2		2		1		6	275		135		60	100					
Meyer William	38	74		2000	100	140	4		2		3	5	25	460		325		250	80					
Heiderman David	45	40		2500	100		4		2	2	2	13	20	600		103		300						
Heiderman James	13			280	25		1					7	7	120										
Fischerhorn Henry	60	169		4500	100		5		4		2	12	20	625		280		400	100					
Blackmont August	35	57		1800	100		4		4		3	6	15	545		150		125	60					
Jordan August	35	57		2700	155	100	5		4		2	12	10	650		150		300	300					
Hanfelt Frederick	10			150																				
Williams Harriett	215	750		17000	300	950	6	1	6		10		40	1120				600						
Mcquire Elizabeth	90	40		3660	200	100	4	1	6		10		50	975		250		600	200					
Schmucke Joseph	80	4		2840	500	350	4		2		1		7	470				300	120					
Davis Leonard	53	134		5000									4	25										
Cuningberg Columbus	15			500	75		1		1				17	140		50		100						
Stell James	6			240	600		7		1				12	750										
Sandford Lewis	100	250		5000			1		2				6	175										
Macke Louis	15	65		1400	150	150	3	2	2		3	10	20	850		570		600						
Spurling Harissa	30	50		1500	75		3		2		2		20	420		200		400	40					
Goyert Henry	40	74		2000												250		200	75					
Gothel Christian	30			460																				
Kilback Mary	110	441		22000	150	100	5	6	2		6		50	1325		527		500	300					
Cannon James	150	86		14500																				

2113 4009 125480 44135 1701 124 38 84 4 88 295 610 19845 5835 9 920 2860 2080



SCHEDULE 3.—Productions of Agriculture in Byrd Township, in the County of Wheeler, in the Post Office: Jackson

Name of Agent, Owner, or Manager.	ACRES OF LAND.			PRESENT CASH VALUE.		Total amount of wages paid during the year, including value of board.	LIVE STOCK, JUNE 1, 1870.								PRODUCE DURING THE YEAR.									
	Improved.	UNIMPROVED.		Of farm.	Of farming implements and machinery.		Horses.	Mules and Asses.	Milch Cows.	Working Oxen.	Other Cattle.	Sheep.	Swine.	Value of Art. Live Stock.	WHEAT.		Rye.	Indian Corn.	Oats.	Barley.	Buckwheat.	Rice.	Tobacco.	
		Wood-land.	Other unimproved.												Dolls.	Dolls.								No.
1	2	3	4	5	6	7	8	9	10	11	12	13	14	15	16	17	18	19	20	21	22	23	24	
Kege, Frederick	8			1000				2		1		12	100											
Friedlander, Mary	200			6000	400	450	8	2	4	2		60	100	1600	500			300						
Watches, Albert	25			750			1					7	60				150							
Friedlander, John	165	41		3600	150	300	3	3	2	2	2	30	800		360			250	200					
Ross, Charles	8	23		375	25		2					6	220				30						30	
Williams, Bartley	27			275	25		2		1			5	6	230				30						
Stenberg, Frederick	85			1800	100		4		2		1	3	7	485		150		200	120					
Bradenstein, Christian	75	59		3710	250	75	5		3		3	5	15	400		295		300	50					
Olden, James	65	135		2400	100		8	1	2	2	2	16	25	630		50		300	20				50	
Black, Mitchell	15			300	10		2		1			2	10	225										
Bruns, Herman	60	120		3000	100		6		4		5	8	10	700		350		400	60					
Bartol, Frederick	18	22		300	50		2		2		3	2	9	250		200		30	60					
Hoffmeister, Caroline	30	70		1500	100		3		2		3	6	8	400		180		200	100					
Salich, Charles	30	50		1600	100		4		4			17	505		152		200	80						
Hoffmeister, Henry	35	45		2000	150	100	2		2			4	13	300		206		400	120					
Brencke, George	50	50		3500	300	200	3		2		2	5	12	400		210		300						
Brauns, William	40	60		1000	300	50	4		2		6	12	20	570		265		200	40					
Proffer, Jacob	50	27		1500	100	75	4		3	2	4	30	40	680		100		300	200					
Wethardt, Frederick	25	35		1500	100	50	2		2			17	290				200	100						
Boehmer, August	60	70		2000	200		2		2		1	6	7	250										
Wainwright, Henry	30	90		1500	200		8		3		2	5	14	410		190		100	20					
Retman, John	75	100		2000	100		4		3		2	13	16	650		150		300	40					
Lange, Ferdinand	20	21		2000	200		3		3		5	4	20	465		200		300	60					
Bloss, Christian	50	150		2500	150		7		4		4	10	30	980		350		600	100					
Meyers, Frederick	53	120		2500	200	270	2		1		2	5	18	300		200		600	20					
Nagle, William	30	70		800	75		4		4			10	16	570		160		125	80					
Eggers, Herman	20	10		600																				
Arnold, Christian	35	95		2000	125		4		3		5	8	14	500		200		150	80					
Meyer, Fritz	50	50		1000	100		3		2			6	10	400		100		150	40					
Putz, Henry	100	150		5000	350	20	6		5		6	14	20	840		495	10	300	200					
Brencke, William	90	90		3600	150		3		3		3	8	11	460		400		300	140					
Sharp, Charles	50	100		3600	100		5		3		1	12	775		325		50							
Clemens, August	60	32		1500	200	50	2		2			19	340		325		200	100						
Hoffmeister, Phillip	60	62		3000	200	100	4		4		3	15	24	610		700		200	120					
Rose, Wilhelmina	40	97		3700	200	240	3		3		4	6	10	445		250		250	100					
Sheppard, Samuel	100	120		6000	100	30	9		8		2	5	30	25	1685		335		700	450				
Bradelle, Catharine	50	90		1400	150	25	5		2		3	2	20	600		200		300	50					
Dougherty, Sara	50	150		4000	50	50	3		1	2	2	13	15	390		50		100	60					
Warrnberg, Theodore	55	65		1750	400	350	9		2		2	20	7	830		200		400	140					
Warrnberg, Charles	40	82		2100	200		5		5		4	10	13			325		400	160					
				2100	2750	2335	144	20	97	10	92	359	685	2035	8175	10	9865	3110					80	

State of Missouri, enumerated by me on the 7th day of August, 1870.

A B Cassall, Ass't Marshal.

YEAR ENDING JUNE 1, 1870.

Cotton. Bales (450 lbs.)	Wool. Lbs.	Peas and Beans.		POTATOES.		Orchard products. Dolls.	Wine. Gallons.	Produce of Market Gardens. Dolls.	DAIRY PRODUCTS.			SEED.			SUGAR.					BEES.			Value of Home Manufactures. Dolls.	Value of animals slaughtered or sold for slaughter. Dolls.	Estimated value of all farm produc- tion, including bet- terments and addi- tions to stock. Dolls.			
		Bush.	Bush.	Bush.	Bush.				Butter. Lbs.	Cheese.* Lbs.	Milk sold. Gallons.	Hay. Tons.	Clover. Bush.	Grass. Bush.	Hops. Lbs.	Hemp. Tons.	Flax. Lbs.	Flax-seed. Bush.	Silk cocoons. Lbs.	Maple. Lbs.	Cane. Hhds. (1,000 lbs.)	Molasses. Gallons.				Wax. Lbs.	Honey. Lbs.	Forest products. Dolls.
25	26	27	28	29	30	31	32	33	34	35	36	37	38	39	40	41	42	43	44	45	46	47	48	49	50	51	52	
																											00	
	140							400			2															250	1200	
			5	5																						40	170	
			15					100			2															140	870	
			15	10	5																18				15	150	240	
			10	5	5			20													14				40	25	260	
	10		10					50			2															60	540	
	10		50					250			8															1150	840	
	42		12					150			1														30	90	520	
	10	6	50					150			2															160	325	
	5	1	20					50																		60	800	
	15		30					100			1										50				20	40	470	
			25					150			2															50	550	
	6							100			1															165	600	
	15		30					100																		180	810	
	35		30					100			4										40				20	80	710	
	50		12	10	25			150			3														50	200	850	
			50	6	15			150			4														85	180	750	
																												230
	15		40					50			2														15	50	170	
	38		25					150			10																60	640
	10	1	65					100			2														10	100	625	
	20		50								2										40				40	215	850	
	11	1	30								4										10				10	90	1100	
	15		7					150			1										15					90	870	
																												300
																												00
	20		30					100			2										20				15	130	740	
	10		15					50			1															40	360	
	60		30					150			4										20				12	135	1535	
	14		20					150													15					105	1015	
			10					50			1															100	535	
	20		15					100			3										10					50	720	
	30		25					150			3															200	1260	
	15		6					150			1														25	100	700	
	30		30					200													20					250	1615	
	20		10					200			1																	1250
	38		10					75													20				20	120	330	
	30		15					150			4										6				4	125	900	
	40		30					400			5															100	790	
849	9	852	36	5	410			400			33									245				85	30	530	27040	

* This will include only such cheese as is made upon the farm. Milk sent to cheese factories will be regarded as milk sold off the farm.

SCHEDULE 3.—Productions of Agriculture in Byrd Township, in the County of Cape Fear, in the Post Office: _____

1870

Name of Agent, Owner, or Manager.	ACRES OF LAND.			PRESENT CASH VALUE.		Total amount of wages paid to laborers, including value of board.	LIVE STOCK, JUNE 1, 1870.								PRODUCE DURING THE YEAR.										
	Improved.	UNIMPROVED.		Of farm.	Of farming implements and machinery.		Horses.	Mules and Asses.	Milch Cows.	Working Oxen.	Other Cattle.	Sheep.	Swine.	Value of All Live Stock.	WHEAT.		Rye.	Indian Corn.	Oats.	Barley.	Buckwheat.	Rice.	Tobacco.		
		No.	Wood-land.												Other unimproved.	Dolls.								Dolls.	No.
1	2	3	4	5	6	7	8	9	10	11	12	13	14	15	16	17	18	19	20	21	22	23	24		
Ross William	117	70		5000	200	120	9		2		5	18	20	111		500		900	200						
Daugherty Spencer	20			500	10		2	1	2	2			15	230				175							
Mittel Henry	40	35		1500	25		4		2		5	5	12	520		600		250	240						
Prestig August	50			1500	250	220	5		2					350											
Lienellen Sara	50	150		3000		50	1		2		1	15	12	225											
Middle Margaret	23			200	15		2		1			1	4	200		115		50							
Summers John	125	135		500	300	240	9	3	2		2	15	25	1180		100		400							
Ferguson Burn	100	15		4000	400	370	5		2		2		60	735											
Jenkins James	100	40		4200	100	300	4		1				50	535		350		400							
Jenkins Edward	350	450		12000	150	200	10	4	4	2	30		40	1920		605		500							
Shelton William	28			400	200		6	2	2					750											
Stratton William	200	360		10500	250	100	4		8			20	20	435		135		500	200						
Braycraft Andrew	130	175		4600	300	100	7	2	3	2	8	19	30	980		430		600	200						
Wail George	100	92		2400	175	75	7	2	2		1	40	20	1040		550		1000	400						
Bocks John	45	54		1000	25		2		2	2	2	10	18	295		96		300					10		
Holston Felix	14			200																					
English Thomas	240	325		8400	600	100	6		8		6	27	60	940		900		1100	200						
Medley Joseph	100	65		3000	300	150	4		8		6	15	12	580		570		600	200						
Medley Charles	150	60		3500	400	800	6		2		2		22	690		340		900	240						
Mella Frank	12	13		300					1				6	40		100		25	50						
Bennet James	20			500					1					20											
Mella Joseph	60	30		2400	50	50	4		2				3	880		250		200	150						
Basala Winell	25	30		1000	50		2		2		2		2	260		112		50							
Anglad Beantun	120	160		4400	50		2		2	2		8	8	275											
Bennet John	60	39		1100	25		4		2		4	8	8	450		49		200	40						
Took William	30	30		1000	50		2		1		1	2	17	200		100		150	80						
Took William	10	10		400	10		1		1				6	120				50							
Ellen Ann	20			400																					
Took John	20	20		600	300	100	2		1		2	8	9	260		80		150	40						
Mazell Alva	38			760			1						8	100											
Warren Martha	130	150		4000	200	50	8	1	3		1	11	24	975		360		400	175						
Brown Ferdinand	40	100		3500	100	1100	3		8				11	425											
Randol Eraston	30			900	50		2	1	1		2		4	250				100	25						
Williams Thomas	62	113		3400	100	100	1	4	2			17	15	530		80		500	125						
Williams Squin	62	113		3400	150	50	3	2	3		3	10	15	545		105		400	200						
Williams Jacob	20	40		500	100		2		1		1	5	6	220		25		200							
Williams Jacob	50	106		1600	150		4		5		1	18	15	565		105		200	180						
Level Thomas	80	20		2000	25				2			4	18	100		40									
Williams Louisa	150	175		2000	300	100	4	1	3		4	40	25	655		290		400	180						
Smith Louis	57	30		1240	100		3	2	2		2	20	15	645		80		500	20				600		
				3069	3295																				
				10850	5810	4035						25	76	10	98	384	613	19820							
															6990			10600	3145						

State of Missouri, enumerated by me on the 3rd day of August, 1870.

A. B. Carroll, Ass't Marshal.

YEAR ENDING JUNE 1, 1870.

Cotton. (Bales 450 lbs.)	Wool Lbs.	Fens and Deems. Bush.	POTATOES.		Orchard products. Dolls.	Wine. Gallons.	Fruit of Market Gardens. Dolls.	DAIRY PRODUCTS.				SEED.		Hops. Lbs.	Hemp. Tons.	Flax. Lbs.	Flax-seed. Bush.	Silk cocoons. Lbs.	SUGAR.		Molasses. Gallons.	BEES.		Forest products. Dolls.	Value of Home Manufactures. Dolls.	Value of animals slaughtered or sold for slaughter. Dolls.	Estimated value of all farm produce, including per- manents and addi- tions to stock. Dolls.		
			Lish. Bush.	Sweet. Bush.				Butter. Lbs.	Cheese.* Lbs.	Milk sold. Gallons.	Hay. Tons.	Clover. Bush.	Grass. Bush.						Maple. Lbs.	Cane. 1,000 lbs.		Wax. Lbs.	Honey. Lbs.						
25	26	27	28	29	30	31	32	33	34	35	36	37	38	39	40	41	42	43	44	45	46	47	48	49	50	51	52		
	80	2	41		25			150			15															250	1480		
			35																		15					50	240		
	10	2	20		10			100			3														25	120	1180		
																											10		
	40		10		40			200																	70	100	290		
	21							25																			50	225	
	40		10		60			150			4														20	250	900		
								50																	30	400	450		
			6					100			2																500	1070	
	50		60	50	150			400			3													80	50	200	1715		
	44		30	6	10			100			10										30					400	725		
	60		40	10	30			150			2														65	350	1230		
	20		5					100			4														25	95	1480		
																												1550	
	40		60		25			150			5																240	810	
																												50	
																												150	1880
	50		50					200			1														100		180	1480	
			15		25			100			4																130	1500	
			50					50																			15	200	
			60					25			1																	160	
			30					75			1															90	30	580	
	15							100																		80	40	260	
																												50	
	13		30		20			50			2																50	380	
	16		5		20			150			1															50	100	600	
			5					25			1																50	125	
	15		6	5				50			1														80	50	60	170	
																												200	
																												00	
	20		20	6	10			150																		65	250	1190	
			5					25																			30	145	
																												95	
	26		10		10			50			2														20	100	765		
	16		25	10				150			8														30	40	185	860	
	10		10	10				100			1															25	50	160	
	45							100			2															50	35	150	850
	12		10	50							2																60	205	
	45		5	5				200			8															60	65	235	1325
	40		40	5	20			100			1															80	20	110	500
	70	11	67	145	155			3875			71														465	480	4815	27155	

* This will include only such cheese as is made upon the farm. Milk sent to cheese factories will be regarded as milk sold off the farm.

SCHEDULE 3.—Productions of Agriculture in Byrd Township, in the County of Cape Girardeau, in the Post Office: Jackson

Name of Agent, Owner, or Manager.	ACRES OF LAND.			PRESENT CASH VALUE.		Total amount of wages paid during the year, including value of board.	LIVE STOCK, JUNE 1, 1870.								PRODUCE DURING THE									
	Improved.	UNIMPROVED.		Of farm.	Of farming implements and machinery.		Horses.	Mules and Asses.	Milch Cows.	Working Oxen.	Other Cattle.	Sheep.	Swine.	Value of all live stock.	WHEAT.		Rye.	Indian Corn.	Oats.	Barley.	Buckwheat.	Rice.	Tobacco.	
		No.	Wood-land.												Other unimproved.	Dolls.								Dolls.
1	2	3	4	5	6	7	8	9	10	11	12	13	14	15	16	17	18	19	20	21	22	23	24	
Wadrick John	60	134		2100	75		3	2	3		2	15	20	670		80		400	100				150	
Kewel Mullington	60	40		1800	104		2		1		1	15	15	485		60		250						
Holston Milton	50	50		2000	100		4	1	3		2	21	15	571		120		200	100					
Baler Christ	50	75		2000	100		5		1		1	15	10	485		81		150	100					
Baler Friedrich	40	60		800			3							250										
Lane Henry	25			500	125		2	2	1		1	1	4	450				100					1500	
McKinnie Eliza	20			400	25		8		2		1	10	11	365				250						
Dickenson Thomas	15			300	10				1				8	50										
Kenally Richard	100			200	400	50	4	2	2		5		20	710		254		1000	200					
Finnamore Henry	60	40		2500	900	10	2	2	3		8	17	30	625		100		400	120					
Robinson David	18			250	20		8		2				10	330		60		150					10	
McCombs Solomon	15			200	200				1	2	1		3	100		25		80						
Bray John	175	325		8000	150	50	3		8				40	500		240		1000	200					
Hay John	22	125		2000	100	100	2	1	8	6	2		15	500		104		400						
Ware Mathias	12	2		800	35	10	2		1		1		23	250		112		400	100					
Alexander Glen	55	86		3000	100		3	2	3		4	6	20	670		175		300	600					
Ware John	45	55		2000	25		2		1		1	1	20	300		122								
Ware Nathan	65	103		2000	100		2		2	2	3		47	465		175		700	100					
John Andrew	40	86		8400	360	450	2	2	4		1	20	23	610		370		800						
Williams Francis	130	100		5100	500	300	5	2	3		2	30	20	910		400		1000	200					
Snider Logan	100	130		5750	150	25	4	2	2		4	40	25	825		60		1000						
Snider Adam	15			375	100		2	3	1	2	2	12	20	585		150		500	300				50	
Shart George	30	66		1500	100		5		2		1	8	12	610		150		400	100					
Dennis William	25	11		700	15		8		2			14	11	360		70		150						
Green Joseph	20			400	25		2							150		10		20						
Miller John	5	22		1000	100	10	2		1			17	20	800		35		500	110				75	
Ranchal Joseph	1	9		200					1					50				150						
Rinder Eliza	6	9		350	50		1			2	1		10	180				15						
Mitchem Leopold	50	68		4000	100	45	3	4	2				20	810		89		500						
Kicker John	40	60		2500	50		2	4		2			30	400		254		300	170					
Horrell William	100	37		4200	200	150	6		2			5	7	690										
Barstley John	340	460		8000	900	800	21	2	6	2	11	30	35	3315		210		3000	220					
Black Franklin	15	65		2000	150		2	1					11	258										
Raney Johnson	300	1000		10000	300	200	6	7	4		1	20	20	1570		500		600						
Wanter Nancy	80	100		500	200		3	1	2	2	4	9	80	630		150		300	50					
Watterson James	10			100	100		2		1				2	240				300						
Daniel Christoph	25			600	100		2	1	1				25	500		224		400						
Durdan James	40			400	10		2		2		2		20	280		58		500	25					
Alexander Robert	5			50	25		1		3		3	15	10	240				100	60					
Russell Manon	2400	700		8000	200		6	2	4		5		20	1000										
				2710	4050		126	42	81	18	67	317	689	22305		4809		10315	2880					1645

State of Massachusetts, enumerated by me on the _____ day of August, 1870.

A B Caswell, Ass't Marshal.

YEAR ENDING JUNE 1, 1870.

1	2	3	POTATOES.		Orchard products.	Wine.	Produce of Market Gardens.	DAIRY PRODUCTS.				SEED.			SUGAR.				BEES.		Forest products.	Value of Home Manufactures.	Value of animals slaughtered or sold for slaughter.	Estimated value of all farm production, including partitions and additions to stock.	TOTAL VALUE.			
			Irish.	Sweet.				Butter.	Cheese.*	Milk sold.	Hay.	Clover.	Grass.	Hops.	Hemp.	Flax.	Flax seed.	Silk cocoons.	Maple.	Cane.						Molasses.	Wax.	Honey.
25	26	27	28	29	30	31	32	33	34	35	36	37	38	39	40	41	42	43	44	45	46	47	48	49	50	51	52	
	41		30					100													20			100	50	300	1070	
	15		30		10																						300	
	50		10					50													15		30	25	120		600	
	25		20					50			8										5		50	20	120		530	
																											00	
			40	10				100																40	35	150	1465	
	14		20					75																	35	110	400	
			50	20	10			100			20										85			25	200		730	
	25		125	10	50			100													80					320	1655	
			5	5				25													5					90	620	
			5	5	10			150													20				15	55	325	
			20		100			50													60					300	405	
			40					100			1															140	1340	
																											420	
			40					50													30					150	700	
	24			20				100																		120	910	
			5		10			100			1										25					120	325	
																									20	215	1045	
	45		65	10				200			5										80		25	45	220		1530	
	90		30	10	150			300			4										20			35	200		1950	
	60		5	10	30			100			4										60		2	30		200	1140	
			10	10				25															20		30	200	995	
	30		15		10			50			4														15	170	855	
	30			5				50			1														20	60	340	
	30																				15					15	155	
	24		20		100			50			2										15			30	20	130	970	
			5	5				50													9						40	240
			15								1																	
			20					50																25		130	195	
			20					50																150		150	840	
					30			100			2															150	820	
			10	10				150			25															150	900	
	40		50	30				400			6													100	230	3570		
																											00	
	50			10				150			8													35		80	1330	
	20		20					200			3										218					100	735	
			10																							100	310	
			20					150																	25	100	740	
			15	20				50			2															200	1165	
	30		10					100			2														50	90	330	
																										150	190	
	165		135	190	510			325			10									220			75	500	448	5505	2230	

* This will include only such cheese as is made upon the farm. Milk sent to cheese factories will be regarded as milk sold off the farm.

SCHEDULE 3.—Productions of Agriculture in Boyd Township, in the County of Cape Girardeau, in the Post Office: Jackson

1	ACRES OF LAND.			PRESENT CASH VALUE.		7	LIVE STOCK, JUNE 1, 1870.								PRODUCE DURING THE									
	2	UNIMPROVED.		5	6		8	9	10	11	12	13	14	15	WHEAT.		18	19	20	21	22	23	24	
		Improved.	Wood-land.												Other unimproved.	Dolls.								Dolls.
No.	No.	No.	Dolls.	Dolls.	Dolls.	No.	No.	No.	No.	No.	No.	No.	Dolls.	Bush.	Bush.	Bush.	Bush.	Bush.	Bush.	Bush.	Bush.	Lbs.	Lbs.	
1	Sheppard Samuel	100			1000		2		1		7	12	236		198		1200	400						
2	Statter Margaret	50	30		1500	195	5	4	2		2	20	11	1050		200		400	240					
3	Rosea August	30	42		700	150	2		1		1	8	200		30		100							
4	Heider William	16			160	10		2	1		2	5	12	290		97		150	25					
5	Smere William	30	90		1200	25	2		2		1	7	4	210		150		100	50					
6	Zickfeld Henry	25	35		500	50	3		1		1	5	350											
7	Swan Charles	150	500		6500	50	2	2	4	4	2	20	25	1225		260		400	140	26				
8	Heider Frederick	100	211		3000	100	7		2		4	15	20	860		375		400	90					
9	Baldwell John	100	289		3000	200	4	2	4		3	30	18	925		350		600	40					
10	Garret William	10			100	40	1		2		1	2	12	150		25		125	100				60	
11	Kaler Henry	22			220	75	3		1		1	2	2	325										
12	McFerren Sara	20	160		2600	100	3		1		2	15	20	430		157		175	60					
13	McBride James	120	70	80	1700	200	4	4	2		2	15	25	955		250		600	160					
14	Knott John	15			50								8	15										
15																								
16																								
17																								
18																								
19																								
20																								
21																								
22																								
23																								
24																								
25																								
26																								
27																								
28																								
29																								
30																								
31																								
32																								
33																								
34																								
35																								
36																								
37																								
38																								
39																								
40																								
		798	1482	80	22780	1125	1070	48	14	24	4	21	140	177	7221	2090	4750	1325	24				60	

State of Missouri, enumerated by me on the _____ day of August, 1870.

A B Carroll, Ass't Marshal.

YEAR ENDING JUNE 1, 1870.

Cotton. Bales (50 lbs.)	Wool. Lbs.	PEAS AND BEANS.		POTATOES.		Orchard products. Dolls.	Wine. Gallons.	Produce of Market Gardens. Dolls.	DAIRY PRODUCTS.			SEED.			SUGAR.			BEES.		Forest products. Dolls.	Value of Home Manufactures. Dolls.	Value of animals slaughtered or sold for slaughter. Dolls.	Estimated value of all stock on hand, including herds, flocks, and addi- tions to stock. Dolls.	TOTAL VALUE. Dolls.				
		Bush.	Bush.	Bush.	Bush.				Butter. Lbs.	Cheese.* Lbs.	Milk sold. Gallons.	Hay. Tons.	Clover. Bush.	Grass. Bush.	Hops. Lbs.	Hemp. Tons.	Flax. Lbs.	Flax-seed. Bush.	Silk cocoons. Lbs.						Maple. Lbs.	Cane. Hhds. (1,000 lbs.)	Molasses. Gallons.	Wax. Lbs.
25	26	27	28	29	30	31	32	33	34	35	36	37	38	39	40	41	42	43	44	45	46	47	48	49	50	51	52	
	15		10	5	100			30												35				15	100	2035	1	
	50		10		25			100			1									50				20	140	960	2	
			20								1														100	250	3	
		7	25								1														50	300	4	
	10																			14				15	90	400	5	
	50		80					50			4												15		220	385	6	
	25		70		10			50			1									5					150	925	7	
	75		80	25	30			100			2												25		835	1260	8	
			5	5				50												50						880	9	
	30		30		25			150												20				20	125	465	10	
	50		5	30	25			75			8												30		325	475	11	
																											330	12
																											820	13
																												14
																												15
																												16
																												17
																												18
																												19
																												20
																												21
																												22
																												23
																												24
																												25
																												26
																												27
																												28
																												29
																												30
																												31
																												32
																												33
																												34
																												35
																												36
																												37
																												38
																												39
																												40
	305	7	285	40	215			605			18									135			55	15	70	1085	9485	

* This will include only such cheese as is made upon the farm. Milk sent to cheese factories will be regarded as milk sold off the farm.

State of Missouri, enumerated by me on the _____ day of July, 1870.

Richard Carroll, Ass't Marshal.

YEAR ENDING JUNE 1, 1870.

Cotton. Bales (450 lbs.)	Wool. Lbs.	Peanut Beans. Bush.	POTATOES.		Orchard products. Dolls.	Wine. Gallons.	Produce of Market Gardens. Dolls.	DAIRY PRODUCTS.				SEED.		Hemp. Tons.	Flax. Lbs.	Flax-seed. Bush.	Silk cocoons. Lbs.	SUGAR.		Molasses. Gallons.	BEES.		Forest products. Dolls.	Value of Home Manufactures. Dolls.	Value of animals slaughtered or sold for slaughter. Dolls.	TOTAL VALUE. Dolls.		
			Irish. Bush.	Sweet. Bush.				Butter. Lbs.	Cheese.* Lbs.	Milk sold. Gallons.	Hay. Tons.	Clover. Bush.	Grass. Bush.					Maple. Lbs.	Cane. Hhds. (1,000 lbs.)		Wax. Lbs.	Honey. Lbs.						
25	26	27	28	29	30	31	32	33	34	35	36	37	38	39	40	41	42	43	44	45	46	47	48	49	50	51	52	
			25					50			2														85	200	1	
																							300		50	350	2	
			150				250	50																80		250	3	
			15					100															400		80		695	4
			20		15			150			1													50	120	850	5	
			40	10				100																		150	400	6
			100				100	100			2															100	290	7
			50					250			4															115	1050	8
			50	10				100																		150	600	9
			150	100	15	160	200	100																		150	850	10
			50					50																		15	130	11
			300					100			3										150		300		100	1200	12	
																												13
			20	20	10			50													12		100		60	500	14	
			5					50													60				100	500	15	
			15					50			2													10	20	450	16	
			50	20	50			100			2												300		35	1200	17	
																									1		18	
	12		10		50			100													10		75		190	900	19	
																												20
			20		100			50															20	75	75	20	1800	21
	10		16	10				50													80				175	1000	22	
																												23
																												24
																												25
																												26
			20	5				50																	50	300	27	
								100			6													20	100	550	28	
			25	25				50			1												100		40	450	29	
			10					100			1										25				400	2600	30	
	70		60	20				300			20													40	375	2200	31	
	50		50	10	40			150			8													40	100	1100	32	
	20		30					150			4										16			15	150	1100	33	
	30		50					150			2										35			25	235	900	34	
			50					100																150	75	2150	35	
			25	5				50																350	50	300	36	
			25					50																		240	3200	37
			50			1500		250			8													150	35	1300	38	
			20		10	150		5			1														150	1650	39	
							1810																					40
192			1601	235	290	2810	550	3110			67																29215	
																												2850

* This will include only such cheese as is made upon the farm. Milk sent to cheese factories will be regarded as milk sold off the farm.

SCHEDULE 3.—Productions of Agriculture in Cape Girardeau Sp., in the County of Cape Girardeau, in the Post Office: Cape Girardeau

Name of Agent, Owner, or Manager.	ACRES OF LAND.			PRESENT CASH VALUE.		Total amount of wages paid during the year ending value of board.	LIVE STOCK, JUNE 1, 1870.								PRODUCE DURING THE YEAR.									
	Improved.	UNIMPROVED.		Of farm.	Of farming implements and machinery.		Horses.	Mules and Asses.	Milch Cows.	Working Oxen.	Other Cattle.	Sheep.	Swine.	Value of All live stock.	WHEAT.		Rye.	Indian Corn.	Oats.	Barley.	Buckwheat.	Rice.	Tobacco.	
		No.	Woodland.												Other unimproved.	Dolls.								Dolls.
1	2	3	4	5	6	7	8	9	10	11	12	13	14	15	16	17	18	19	20	21	22	23	24	
Penny William	20	25		4000	80	10	2		3		3		20	400				400						
Cross William	250	430		19,200	800	300	10	2	5		6		4	1400		600		600						
Klein Henry	33	40		1500	30	120			1	2	3		12	150		100			20	25				
Holcomb Thomas	80	120		5800	700	150	4	3	4	2	2	25	25	1000		75	12	400	200					
Heen William	112	27		4000	300	150	3		3	2	3		25	525				700	300					
Jaden Thomas	90	130		4000	200	100	6		3		18	20	20	900		300		600	400					
Farrell Sara	45	35		1000	25		1		1		3	6	6	165				100						
Henry Sylvester	40			2000	10		1							50				100						
Jenkins Robert	50			1500	70		5		2		2		9	400		215		50	60					
Williams Francis	120			400	50	35	2		2		1		8	260				20						
Williams William	120			400	50	35	2		2		1		8	260				20						
Krober William	40	60		2000	150	240	2	2	3		3	10	20	555		205		250	75					
Bathing Frederick	35	125		1500	100	250	2		2		2		12	300										
Stroger Christian	30	90		1500	100		2		3		2	2	4	260		50		50	60					
Hobbs Joseph	50	70		2000	100	50	2	2	2	2	4	12	20	570		200		150	100					
Shornberg Henry	40	40		1400	75		3		2		2		13	390		192		100	50					
Henry Henry	100	170		5000	300	150	4	2	4		4	13	13	780		350		500	220					
Hobbs Green B.	150	180		10,000	200	450	6		2	2	5	22	17	835		300		800	400					
St Vincents College	200	400		6400	200	1200		8	8		10		40	1200				3,600		1000				
"	200	600		12,000	150	900		6	4	2	8	30	30	1000		1100		1200	300					
Larimer Steuback	100	30		10,000	150		2	1	1		1		8	300		98		700	200					
Collins Carroll	30	70		2000	150	100	2		2		3		8	350		1600		500	100					
Hambach William	30	47		1600	100		3		3		3		12	400		115		300	25					
Dermotters Amode	40	20		1200	100		3		2		2		8	300				200						
Molzer John	30	30		600	100	20	2		3		4	3	13	250		100		150	30					
Battling Louis	40	65		2500	150	50	2		4		2		16	300		110		100	100					
Brewman Charles	62	60		3000	150	100	4	2	3		2		9	500		200		300	180					
Meyer Julius	120	140		8000	200	300	5	2	3		9	26	28	900		400		400	250	150				
March Nicholas	40	100		2500	50		2		2		1		8	250		150		200	50					
Hitt John	85	55		2500	50	10	2				3		25	250					120					
Randol Smith	30	80		3000	75		2	2	2		2	11	6	300		200		200	100					
Hoopfe Theodore	50	30		3000	75		3		3		1		18	400		250		400						
Grosshumer John	40	40		1800	75		2		2		3		11	300		160		200	50					
Collins Prestly	35	125		2000	50		3		2		2		15	300		80		500	75					
Hill Jacob	40	45		1500	40		2		1		1		3	200										
Frank Philip	40	40		100	75			2	1		2	1	10	300		16		75	100					
Senabe Henry	100	125		2500	75	50	3	3	3		5	4	9	500		425		150	50					
Musche Henry	100	95		4000	150	150		2	2		5	16	50	500		110		350	150					
Stokey August	60	20		1000	65		4		3		3	4	18	300		325		100	100					
Randol Samuel	65	93		3500	200	10	2	1	3		4	22	12	400		240		200	200					
Miller Benjamin	160	120		6000	400	300	3	6	4		7	10	14	600		400		600	600					
				2093	3042																			
				147500	6120	5195	106	46	103	18	146	234	599	18980		8666	12	15245	4445	1175				

SCHEDULE 3.—Productions of Agriculture in Cape Girardeau Sp., in the County of Cape Girardeau, in the Post Office: Cape Girardeau

Name of Agent, Owner, or Manager.	ACRES OF LAND.			PRESENT CASH VALUE.		Total amount of wages paid during the year, including value of board.	LIVE STOCK, JUNE 1, 1870.								PRODUCE DURING THE YEAR.								
	Improved.	UNIMPROVED.		Of farm.	Of farming implements and machinery.		Horses.	Mules and Asses.	Milk Cows.	Working Oxen.	Other Cattle.	Sheep.	Swine.	Value of All Live Stock.	WHEAT.		Rye.	Indian Corn.	Oats.	Barley.	Buckwheat.	Rice.	Tobacco.
		Woodland.	Other unimproved.												Dolls.	Dolls.							
No.	No.	No.	Dolls.	Dolls.	Dolls.	No.	No.	No.	No.	No.	No.	No.	Dolls.	Bush.	Bush.	Bush.	Bush.	Bush.	Bush.	Bush.	Bush.	Bush.	Bush.
1	2	3	4	5	6	7	8	9	10	11	12	13	14	15	16	17	18	19	20	21	22	23	24
Graden Benedict	35	64		1000	125	60	2		2	1	4	4	300		140		300	60					
Wambach Julius	35	64		1000	60	40	2		2		2	14	250		160		300	90					
Webber Christian	40	39		600	30		2		2	1	2	15	250		160		300	20					
Lampe Frederick	45	55		1000	750	75	2		2	3	7	14	200		200		200	60					
Graden John	25	15		500	100		4		2	2	4	9	300		65		80	75					
Graden Mary	35	48		1500	50		2		1	2	4	8	200		125		300	20					
Frige Benedict	30	50		1600	50	50	3		3	3	9	8	350		165		300	30					
Wambach William	35	45		800	50	30	2		2		4	5	200		70		150	45					
Hoeber John	40	40		1000	40		3		2	1	2	9	350		125		100	90					
Schwarz Jacob	34	46		1500	50	20	2		2		6	7	250		150		200	100					
Miles John	39	41		1500	50		1	2	2		1	9	250		250		100	45					
Tissdale William	75	85		2500	50		1	1	1		1	17	8	250		75		250	25				
Ehrensneider Benedict	57	44		2500	50	30	2	2	2		2	8	10	250		130		300	75				
Gebary Robert	45	70		2000	50	15	1	2	1		1	5	8	300		140		250	30				
Graden Jacob	25	50		1000	50		2	1	2		2	8	15	300		180		150	45				
Kitter George	30	47		1000	50		2		2		1	12	250		155		100						
Randol Eli	70	125		4000	500	200	6	2	5		5	29	16	1000		400		900	150				
Looy William	50	90		4000	350		7	2	3		3	17	16	1000		360		500	150				
Williams Jasper	75	75		4000	350		5	2	3		4	24	16	1000		350		500					
Frige Henry	80	120		5000	350		4	1	3		4	28	16	600		170		200	150				
Luade Henry	50	83		2500	100		5	3	3		2	5	12	500		210		400	150				
Davis Watson	80	30		2500	100		3	3	3		7	30	15	700		80		200	150				
Ramsay Andrew	40	33		1600	50		4		2			15	12	400		130		400					
Wiemers Conrad	100	168		5000	200	450	6	1	4		8	15	20	600		1000		800	150				
Morgan William D.	70	95		3000	75		2		1		1	8	200				150						
Lewis Joseph	100	161		3000	350	250	3	6	4		18		25	700		250		1000	60				
Moore Martha	20	50		500	15				4		5	3	10	100				50					
Marion Samuel	15	25		500	50		2		1			7	200		40		100	15					
Hopper Thomas	8	32		500	50		2		1		1		100				75						
Haston Ernest	20	20		600	50		2		3		1		4	250		50		150	25				
Hottelmann Herman	50	70		1500	150		7	2	2		3	4	6	350		150		100	30				
Hopper Perry	30	70		1800	50		2		2		2		5	300		85		350	75				
Hopper John D.	70	50		1800	50		4		3	2	1	4	30	400		85		350	75				
Brody Louis	20	40		4000	150		2	1	2				12	450		300		800	150				
Runn Elisabeth	75	85		2500	50		1	1	3		2		16	300		150		300	30				
Jones George	40	60		1500	50		2		2		4	9	12	200				500					
Clayton & Bro	27	38		2500			1							75			800						
Jones Jesse	45	60		1000	75		2		3				15	300				400					
Hopper George	50			600	50		2		1		3		10	200		50		300					
Jones Cooper	50	30		1300	75		8	1	4		7		20	800				600					
				1908	2413													13205	2480				

State of Missouri, enumerated by me on the 11 day of July, 1870.
Richard Carroll, Ass't Marshal.

YEAR ENDING JUNE 1, 1870.																									TOTAL VALUE.				
Cotton. Bales (50 lbs.)	Wool. Lbs.	PEAS AND BEANS.			POTATOES.		Orchard products. Dolls.	Wine. Gallons.	Produce of Market Gardens. Dolls.	DAIRY PRODUCTS.			SEED.			Hops. Lbs.	Hemp. Tons.	Flax. Lbs.	Flax seed. Bush.	Silk cocoons. Lbs.	SUGAR.			BEES.		Forest products. Dolls.	Value of Home Manufactures. Dolls.	Value of animals slaughtered or sold for slaughter. Dolls.	Estimated value of farm products in hand at the close of the year, and addi- tions to stock. Dolls.
		Bush.	Bush.	Bush.	Irish. Bush.	Sweet. Bush.				Butter. Lbs.	Cheese.* Lbs.	Milk sold. Gallons.	Hay. Tons.	Clover. Bush.	Grass. Bush.						Maple. Lbs.	Cane. Hhds. (1,000 lbs.)	Molasses. Gallons.	Wax. Lbs.	Honey. Lbs.				
25	26	27	28	29	30	31	32	33	34	35	36	37	38	39	40	41	42	43	44	45	46	47	48	49	50	51	52		
								50																		250	750		
								50														200				80	400		
			40					100			1															80	460		
								50			4											230			30	50	250		
			10					50			2											240				50	400		
																						1600		150		240	900		
	60		100					200																		60	1400		
			50	50				200																					
			10					200			1													25	25	100	50		
			200	100				200			12													400		350	2900		
	26		20					150																	30	110	1050		
								50																		150	900		
	35		20	10	40			100															70	100	150	1300			
800	30		20	15	40			250			50														200	450	3500		
																												500	
	40		20	50	50			100			5														900	750	3200		
	75	8	10	30	30			150			20													50	900	470	3500		
	8		50	40	40			100			2													80	75	275	1300		
	10		40					100																	40	100	900		
	10		75					100			2																200	850	
	8		15	15	15			100			1														15	20	75	500	
	15		20	50	50			50																		10	80	600	
			25					100			2														100	170	1200		
	107		10					150			20															50	600	2400	
	50		10	15	20			100			2																215	850	
			20	20	20			150																			200	1100	
	60		15	20	15			200			10														40	50	300	2000	
	20		20	3	10			150			5															20	200	1000	
	30		60					100			1															40	250	1100	
	12		25					150			3																100	1050	
			30								4																950	2000	
			50					100			1														150	110	850		
	25		30					150			2																160	1000	
	4		12					100			3															40	40	110	800
			30	20	40			100																		100	70	600	
	12		40	5	12			150			6																10	230	1350
			15	30	30			100																			240	450	1800
			20					100																		100	130	1400	
	40		20	150	10			150			4																255	1400	
			20		10			100																		100	60	600	
800	644	8	1158	603	432			4600			160																	48120	

* This will include only such cheese as is made upon the farm. Milk sent to cheese factories will be regarded as milk sold off the farm.

SCHEDULE 3.—Productions of Agriculture in Hubble Township, in the County of Cape Girardeau in the Post Office: Allenville

Name of Agent, Owner, or Manager.	ACRES OF LAND.			PRESENT CASH VALUE.			Total amount of wages paid during the year, including value of board.	LIVE STOCK, JUNE 1, 1870.							PRODUCE DURING THE YEAR.										
	Improved.	UNIMPROVED.		Of farm.	Of farming implements and machinery.	Dolls.		Dolls.	Horses.	Mules and Asses.	Milch Cows.	Working Oxen.	Other Cattle.	Sheep.	Swine.	Value of all live stock.	WHEAT.			Indian Corn.	Oats.	Barley.	Buckwheat.	Rice.	Tobacco.
		No.	Wood-land.														Other unimproved.	Dolls.	Dolls.						
1	2	3	4	5	6	7	8	9	10	11	12	13	14	15	16	17	18	19	20	21	22	23	24		
1 Longman Chas.																									
2 Coqueman Jno.	23	137		1800	100	100	5		3		6	6	19	250				400							
3 Goodman Louis	45	55		1300		30	5		2				14	250											
4 Draumont Gustave		80		450	10				2	2	3		2	100											
5 Chiles Solomon		40	2	250	25		2		1				1	175				75							
6 Becha John	20	180		1600	30	200	2		2		3		20	200		116		75							
7 Hinton Henry	35	45		1000	25	150	2	2	1				20	250		110		150							
8 Schawb Benedict	17	23	4	400	20		3		2		1		10	150				300							
9 Steinhoff Ernest	35	115		5000	485	300	2	6	3	7	5		30	1725		320		400							
10 Strayhorn Jno.							2		1					250				1000							
11 Reno William							2		1					200											
12 Sunderlin Thos.	75	85		1600	50	100	5	2	3		5		30	600		112		1500	150					40	
13 Brown Jno.							2						8	225											
14 Steinhoff Henry							1		2		2		13	175				350							
15 Redmond Job							4		1		1			250				400	36						
16 Ackerman Ernest							2				1	9	4	110		95		100	150					20	
17 Cheeks Pristo							2		1				16	100				75							
18 Winters Jno.		42		600			2		1				10	200											
19 VanGilder Francis	18	12		300	10		1		1					100				100							
20 Bund Wm H.	60	100		3000	100	100	5		9	2			36	800											
21 Hunter Susanna	100	700		1400	50		7		2	4	14	15	30	700		400		150							
22 Lafie Israel							2		2					100				100							
23 Renfro Erastus	40	88		2600	50	50	1	1	6	2	3	1	15	300		130									
24 Kidd Jas.	12	28		400			3		2	2	2	8	10	275				100							
25 Lafie Solomon	10	150		1800			2		1		1	11	10	125											
26 Martinson Wm	10	110		1500	15		2		1		1		10	150				50							
27 Renfro Muncie							1		1					80				300							
28 Keeling Aquilla	40	40		1600	15		1		2		2	5	14	150				200							
29 Poe Arenas	20	140		2600	20	5	3		2		2	11	6	300				500						30	
30 Smith Philo L	40	260		2000	40	400	5		5	2	15		18	500											
31 Dowell Isaac	20	20		400	10				2	2	1		10	120											
32 Pell Ephram	25	55		1200														100							
33 Halls Benj F	25	250		3000			1		2	4	3		50	300				150							
34 Pendergrass Cwd							6		1					600											
35 Lewis Williams									2					500				100							
36 Renfro Andrew J	50	150		3000	50		6		2	2	3		30	900		50		150							
37 Hammonds Wm							1		3		1	1	5	150											
38 Rud Danico											4			150											
39 Renfro Geo.							2		1		1		8	125											
40 Lew Alford									2		2		3	75											
	720	2910		63800	1105	1435	85		64	29	46	66	1104					1833							90

State of Missouri, enumerated by me on the 11th day of June, 1870.

Richard Carroll, Ass't Marshal.

YEAR ENDING JUNE 1, 1870.

Dolls.	Dolls.	Dolls.	Dolls.	Dolls.	Dolls.	Dolls.	DAIRY PRODUCTS.			SEED.			SUGAR.					BEES.		Forest products.	Value of Home Manufactures.	Value of animals slaughtered or sold for slaughter.	Estimated value of all farm production, including betterments and additions to stock.							
							Butter.	Cheese.*	Milk sold.	Hay.	Clover.	Grass.	Hops.	Hemp.	Flax.	Flax-seed.	Silk cocoons.	Maple.						Cane.	Molasses.	Wax.	Honey.			
																		Lbs.	Lbs.									Gallons.	Tons.	Bush.
25	26	27	28	29	30	31	32	33	34	35	36	37	38	39	40	41	42	43	44	45	46	47	48	49	50	51	52			
	8		20					150			2																220	1200		
			10					25																			60	150		
			8					50																			100	375		
			25		30			50														35					120	500		
			20								1																80	360		
			40	15	1500			150			25																300	2340		
								50																			300	812		
	80		40	15				150														30					200	1680		
											2																	300		
			25					100			2															60	75	475		
	15		10								2																30	356		
																											25	140		
																												80		
																												120		
	35		15					100																			60	75	500	
		10			15			75																				150	700	
																												50	300	
	14		15					75																			15	50	350	
			10					50																				110	250	
																												60	130	
	8		30	10	40			250			4																30	150	610	
	8		12	10	75			200														30					50	200	600	
			100					150			4																200	200	1015	
			25					50																				100	200	
								50																						
168	10	405	50	1060				1725			42										30.16						130	165	14058	
											44											1050					200	215	2785	14062

* This will include only such cheese as is made upon the farm. Milk sent to cheese factories will be regarded as milk sold off the farm.

SCHEDULE 3.—Productions of Agriculture in Hubb Townships, in the County of Cape Girardeau, in the Post Office: Altenville

Name of Agent, Owner, or Manager.	ACRES OF LAND.			PRESENT CASH VALUE.		Total amount of wages paid during the year, including value of board.	LIVE STOCK, JUNE 1, 1870.								PRODUCE DURING THE YEAR.									
	Improved.	UNIMPROVED.		Of farm.	Of farming implements and machinery.		Horses.	Mules and Asses.	Milk Cows.	Working Oxen.	Other Cattle.	Sheep.	Swine.	Value of all live stock.	WHEAT.		Rye.	Indian Corn.	Oats.	Barley.	Buckwheat.	Rice.	Tobacco.	
		No.	Wood land.												Other unimproved.	Dolls.								Dolls.
1	2	3	4	5	6	7	8	9	10	11	12	13	14	15	16	17	18	19	20	21	22	23	24	
Emmons Daniel							4	1					4	400										
Held Peter	130	933		10000	125	1200	5	9	5		5		25	1000	777		700							
Eggerman Mary	130	270		8000	575	60	7	8		9	13		65	1000	774		1100	150						
Bierschwal Conrad	75	72		1500	200	200	5	1	5		3	1	50	650	340		300	50						
Kueffman Jno.	49	120		3000	200	100	5		4		3	4	30	600	300		250	30						
Schwab Jacob	70	90		3000	150	200	3		5				25	500	385		200	95						
Kurstaum Saml.	40	160		4000	120	200	3	4	6	6	5		20	1000	300		250	50						
Messel Henry	110	50		2000	200	250	8		4		14	15	35	1000	600		400	130	14					
Miller Charles	50	110		200																				
Lucke William	70	100		400	200	300	3		5		10	25	24	450	400		200	100	50					
Sanders Frederick	60	127	12	5000	200	50	6		2		7	12	30	600	550		300	70						
Penny Anthony	66	140		6000	200	50	7		2	2	4		20	1000	200		300	180						
Hayden William	74	76		3000	150	50	2	5	1		5	18	18	600	286		60	90						
Stewart Samuel	10	50		1800	50				2	1			5	250	135		100	10						
English Robt.	60	40		2500	100	100	4		2		1		25	200	406		200	50						
Mathews Mary	70	96		4000	50	200	5		3		2	18	10	300	480		200	180					2000	
Messel August	75	100		4000	100	75	4	2	1		5	11	17	350	300		250	75						
Siemert Louis	200	115		10000	200	400	4	2	5		5	20	20	400	600		800	100	165					
Morgan William	75	55		3000	40	100	5	2	2	2	6	30	15	500	216		500	150						
Keuman William	45	55		2000	50	50	3	1	3		3	10	20	300	275		400	45						
McClure Ezekiel	50	99		3000	100	100	4		3		5	20	20	350	240		300							
Brandenburg Jno	30	40		1000	100	50	2	4	3		3	28	20	500	180		200							
Brandenburg Paul	30	40		1000	100	50	2	2	1		2	18	16	400	120		300							
Woodfin Maria	70	30		1500	50	100	1	2	1		1	13	2	250	316		400	25						
Cot Daniel							1		1	2		12		175										
Summers Nancy	85	115		3000	40	35	3		1	2	1	12	14	250	140		200	50						
Morgan Mary Ann	60	40		1500	40	20	2		2			20	15	200	200		300	75						
Coz Isaiah C.	150	10		2500	50	150	5		2		3	20	20	300	305		700	100						
Faulkner Jno.							3		1		1	5		150										
Dohusack August	80	120		5000	200	100	7		3		4	90	20	500	600		500	500						
Kestner & Sibert	40			8000	120	200	2		2		2		5	300			200	100						
Oldman Jno.									1	1				95										
Anderson Erwin	80	120		5000	350	80	5	2	3		3	15	24	700	150		100	200						
Groves Roger W	40	160		4000	100	100	4		1		1		18	400	180		100	150						
Coz William													2	50										
Dian Louis M.	35	40		1800	100	80	2		1		1	4	16	200	107		250	200						
Maacke William	100	184		9000	300	200	6		3		5	25	27	600	600		300	50						
Ross Julius	65	75		6000	100	100	3		2		5	10	15	400	300		300	100						
Rogers Henry W	70	89		3000	150	40	4		3		5	10	14	400	380		300	50						
Probst John	70	140		2500	25		2		1		2			250	160		60	15						
	2489	4101	12	136200	4935	4990	137	97	12	136	460	707			9705		11070	3170	229					2000

State of *Missouri*, enumerated by me on the *June* day of *1870*, Ass't Marshal.

YEAR ENDING JUNE 1, 1870.

	Cotton. (Bales 450 lbs.)	Wool. Lbs.	Peanut Beans. Bush.	POTATOES.		Orchard products. Dolls.	Wine. Gallons.	Produce of Market Gardens. Dolls.	DAIRY PRODUCTS.			Hay. Tons.	SEED.		Hops. Lbs.	Hemp. Tons.	Flax. Lbs.	Flax-seed. Bush.	Silk cocoons. Lbs.	SUGAR.		Molasses. Gallons.	BEES.		Forest products. Dolls.	Value of Home Manufactures. Dolls.	Value of animals slaughtered or sold for slaughter. Dolls.	Estimated value of all farm produc- tion, including bet- terments and addi- tions to stock. Dolls.	TOTAL VALUE. Dolls.		
				Irish. Bush.	Sweet. Bush.				Butter. Lbs.	Cheese.* Lbs.	Milk sold. Gallons.		Clover. Bush.	Grass. Bush.						Maple. Lbs.	Cane. Hhds. (1,000 lbs.)		Wax. Lbs.	Honey. Lbs.							
	25	26	27	28	29	30	31	32	33	34	35	36	37	38	39	40	41	42	43	44	45	46	47	48	49	50	51	52			
1								50 50																				25	60		
2				50		200	80	200 200				20												80		230	400	2300			
3		40	2	30	8	65		150 150				5															25	500	3000		
4		5		10		50		100 100				3																420	1200		
5		12		7		30		108 108				2																150	900		
6				10		50		100 100				4																150	800		
7				10				100 100				10																200	550		
8		30		15				150 150															10 ^m			25	130	1200			
9												3																			
10		50		10				150 150				1																100	850		
11		4		30				100 100				3														30 ^m	20	120	1100		
12				20	30	200		160 160				1																120	1050		
13		30			5	50		50 50				7 ^m										20 ^m	30 ^m			25	100	800			
14				20	10			50 50															9 ^m	5	15		70	500			
15		15						50 50																						730	
16		40				50		150 150				2															55	240	1250		
17		35		25	10			150 150				20																150	900		
18		40		50	50	50		100 100				30															100	250	2110		
19		50		20	10	50		150 150				2										20 ^m	10 ^m					120	1800		
20		18						100 100																				100	900		
21		48		35	10	50		100 100				1														40 ^m	15	175	800		
22		50		10	10			75 75																				50	165	750	
23		35		20		25		100 100																				30	130	650	
24		50		15				150 150																				30	200	1000	
25																															
26		35						50 50																				18	8	75	550
27		40		30	5	50		100 100																				20	120	800	
28		55		25		100		100 100				5															9	20	285	1350	
29																															
30		40						100 100																				30	290	1600	
31				50		30		100 100				4																100	450		
32																															
33		30		40	15	100		125 125				6																	160	550	
34				5				50 50				3																	70	500	
35																															
36		11		10	5	25		50 50				1																10	80	600	
37		50		15		50		300 300				20																75	300	1900	
38		25		50		35		300 300				3																20	200	1000	
39		20		100				150 150				4																	210	1000	
40		50 ^m		30																											165
	85 ^m	2	74 ^m	168	1260	80	400 ^m	400 ^m				154									916	80 ^m								35465	
												158 ^m									400	49 ^m			123	23	760	5905	26550		

* This will include only such cheese as is made upon the farm. Milk sent to cheese factories will be regarded as milk sold off the farm.

SCHEDULE 3.—Productions of Agriculture in Hable Township, in the County of Cape Girardeau, in the Post Office: Allenville

Name of Agent, Owner, or Manager.	ACRES OF LAND.			PRESENT CASH VALUE.		Total amount of wages paid during the year, including value of board.	LIVE STOCK, JUNE 1, 1870.								PRODUCE DURING THE YEAR.										
	Improved.	UNIMPROVED.		Of farm.	Of farming implements and machinery.		Horses.	Mules and Asses.	Milch Cows.	Working Oxen.	Other Cattle.	Swine.	Value of All live stock.	WHEAT.		Rye.	Indian Corn.	Oats.	Barley.	Buckwheat.	Rice.	Tobacco.			
		Wood-land.	Other unimproved.											Dolls.	Dolls.								No.	No.	No.
1	2	3	4	5	6	7	8	9	10	11	12	13	14	15	16	17	18	19	20	21	22	23	24		
1 Reacher Robt.	70	138		2500	50	150	3		2		2		8	200											
2 Beck Geo.	70	43		2800	100	20	5		3		4	8	30	600	380	4	150		100						
3 Kunstadt Hannah	40	70		2000	100	15	3		4		3	12	14	450	300		200		80						
4 Tasterling Frederick	50	80		1500	60	25	4		5		2	9	12	550	310		150		25						
5 Schommer Fred	54	36		1500	50	5	4		5		4	8	7	400	360		125		20						
6 Rustig Frederick	40	50		1200	150	40	3		4		3	9	14	300	300		75		15						
7 Rogers August	50	50		1800	150	40	3		3		2	20	20	300	330		200		50						
8 Rasche Henry	55	80		1500	100	25	5		2		2	6	13	350	230		80		70						
9 Meyer Andrew	50	90		1000	50	20	2		2		2	7	15	200	140		150		15						
10 Miller William	40	50		1000	50	140	4		2		2	4	9	200	200		175		15						
11 Meyers William	60	110		2500	125	100	3		3		2	7	10	400	225		300		50						
12 Sanders Wm G	60	115		2500	125	180	6		3		6	10	15	600	275		200		50						
13 Kienstadt Wm	45	95		2000	100		5		3		2		4	350	280		150		50						
14 Widenk Fred	80	220		600	150	100	3		3		3	5	8	500	300		300		30						
15 Sanders Henry	40	80		1800	150		4		2		5	11	25	350	221		200		150						
16 Witt Mary Ann	40	50		1000	50		4		1		1	7	6	200	100		100								
17 Linscum Lucinda	30	50		800	25		3		2		2	5	8	200	149		175								
18 Schlutter Fred	12	28		500	25	30	2		2		3	9	9	125			100								
19 Smith Melinda	30	50		1000			1		2		2	7	8	150	50		200		150						
20 Knopff Louis	40	60		1200	100		2		1		1		6	250	200		150		15						
21 Koehle Ferd	50	128		3000	60	225	5		2		3	16	15	500	335		300		60						
22 Witt Sarah	30	40		1000			2		3		2		2	200			100		125						
23 Pokasack Chas.	65	75		2000	125	150	4		3		4	15	30	500	250		300		150						
24 Forthdurff Julius	70	90		2500	125	50	5		4		8	10	14	500	430		400		150						
25 Forthdurff Henry	75	75		2500	125		7		2		5	15	30	550	435		500								
26 Hiesen Claus	50	50		900	50		4		1		3	10	5	500	200		250		50						
27 Bergfield John	50	60		1000	100		4		3		4	8	15	500	230		300								
28 Werner Henry	40	30		800	50		2		1		3	8	10	350	125		150		10						
29 Aufenberg Hermann	40	40		2000	100		4		3		4	5	15	300	200		100		10						
30 Sanders Wm	90	100		3500	50		7		4		4	9	24	500	250		150								
31 Ahrens Henry	50	250		2500	50		4		3		5	12	8	400	500		200		50						
32 Smith Wright	60	90		2000	100		3		2		2	3	7	300	130		125		50						
33 Forthdurff Henry D	65	235		8000	500	250	5		4		3	10	19	1000	500		500		80						
34 Millie William	18	142		1000	40	10	3		2		2	5	20	200	100		50		50						
35 Meyer Henry	45	725		3000	100	50	4		3		5	10	10	400	250		200		50						
36 Millie Henry	15	95		1000	50	100	3		1		2	5	20	200			100		25						
37 Simmons Henry	30	50		1000			2		1					120											
38 Gertung Chas.	60	140		2000	800	20	7		5		5	6	20	500	300		200		200						
39 Young Morris	80	107		2500	100	100	2		1			17	50	500	297		200		50						
40 Hartman August	85	220		5000	250	200	4		5		6		50	600	350		450								
				20243987	77100	4485	2045	152	+	105	8	120	301	615	15095	9288	4	7453	1945						

SCHEDULE 3.—Productions of Agriculture in Hubbards Township, in the County of Cape Girardeau, in the Post Office: Allenwille

Name of Agent, Owner, or Manager.	ACRES OF LAND.			PRESENT CASH VALUE.		Total amount of wages paid during the year, including value of board.	LIVE STOCK, JUNE 1, 1870.								PRODUCE DURING THE YEAR.									
	Improved.	UNIMPROVED.		Of farm.	Of farming implements and machinery.		Horses.	Mules and Asses.	Milk Cows.	Working Oxen.	Other Cattle.	Sheep.	Swine.	Value of live stock.	WHEAT.		Rye.	Indian Corn.	Oats.	Barley.	Buckwheat.	Rice.	Tobacco.	
		Woodland.	Other unimproved.												Dolls.	Dolls.								Spring.
1	2	3	4	5	6	7	8	9	10	11	12	13	14	15	16	17	18	19	20	21	22	23	24	
1. <u>Fordoff August</u>	45	155		2000	100	200	4		3	4		20	400		140		100							
2. <u>Porman August</u>	40	60		1800	100	30		2	2	5	9	24	300		215		200	10						
3. <u>Burby Jas. W.</u>	30	120		1000			2		2	1		3	150				75							
4. <u>Dralle Henry</u>	60	117		1500	60	100	5	2	2	5	28	25	500		400		200	100						
5. <u>Dralle Henry W.</u>	40	160		1000				2	2				230		200		100							
6. <u>Huckstep Adam</u>	20	20		400	20		2		1	1		5	150		30		30							
7. <u>Kistig Friedrich</u>	40	54		1500	150	30	5		2	3		14	500		188		200	25						
8. <u>Erwin Herakoa</u>	45	135		1800	100	40	5		4	4	18	15	550		75		250							
9. <u>Lape William</u>	20	30		500	10		1		1	2		3	125				200							
10. <u>Strang Jas. W.</u>	40	60		800	25		2		1	1		5	150		75		150							
11. <u>Erwin Henry</u>	20	60		800	75		3		3	3	17	5	375		100		75							
12. <u>Erwin William</u>	60	140		4000	125	100	5		5	6	9	20	500		300		250	50						
13. <u>Kistig Henry</u>									3	2		7	300											
14. <u>Pean Columbus</u>	30	115		3000	50	50	2		1	1	9	30	300		86		400							
15. <u>Paker Jas. et</u>												10	150											
16. <u>Austin Harin</u>									2	1	1	3	50											
17. <u>Shell Geo. H.</u>	20	142		2000	50	50	3	1	1	1		10	400				250	100						
18. <u>Pean Mary</u>	60	140		2600	100	5	3		3	8	6	12	400		209		200	100						
19. <u>Bess Henry</u>	55	90		2500	150		4		3	1	6	10	400		285		100	15						
20. <u>Mers August</u>	40	60		2500	100		6		2	2	3	11	500		200		200							
21. <u>Thomas John</u>	45	67		1200	100	17	4		2	3	8	9	400		280		150	50						
22. <u>Smith David</u>	50	125		1600	100	25	2		2	3	15	11	200		10		200	30						
23. <u>Smith Saml.</u>	40	60		1200	50		2		2	1	9	12	250		75		150	30						
24. <u>Agrest Chas.</u>							1					2	50											
25. <u>Wagg Edward</u>	50	42		1200	100	10	4		2	5	4	8	400		130		100	50						
26. <u>Dencke Caroline</u>	80	70		1600	100		2		2	2	15	10	200		500		400	100						
27. <u>Dencke Charles</u>	40	29		1600	50		4		4	3		10	400		200		300							
28. <u>Bastles Chas.</u>	60	140		2500	100	100	1	2	5	4	2	28	500		400		300	50						
29. <u>Schluter Anderson</u>	60	53		2500	500	50	5		3	4	12	25	700		300		450	150						
30. <u>Wideland Wm.</u>	35	72		2000	100	10		2	1			12	250		300		200	20						
31. <u>Girichs Fred.</u>	22	78		3000	100	100	3		1	1		7	250		100		200							
32. <u>Berbeck Christian</u>	50	50		2500	100	10	2		3	1	12	40	300		400		200							
33. <u>Bess Charles</u>	35	70		200	100	60	2		1	1	3	12	250		200		200							
34. <u>Bastles Henry</u>	45	67		2400	75	10	2		2	2	10	14	300		242		200	30						
35. <u>Dencke Henry</u>	67	57		2600	900	50	3		3	4	7	25	500		260		400	30						
36. <u>Dencke Ernest</u>	50	45		1800	500	10	1	3	2	4	8	20	500		333		300	30						
37. <u>Ulrichs Fred.</u>	45	137		2000	300	30	6	1	3	15	12	35	800		400		500	50						
38. <u>Wage William</u>	63	58		2000	250	100	6		4	6	8	20	750		273		500							
39. <u>Schutte Richd.</u>	30	79		2000	100		1		1	1		1	100											
40. <u>Guntter August</u>	30	50		1000	25		1		1			5	125											
	1562	3013		63600	4865	1187	108	15	82	108	230	576	13105		7066		7730	1020						

SCHEDULE 3.—Productions of Agriculture in Hubble Township, in the County of Cape Girardeau, in the Post Office: Allenville

Name of Agent, Owner, or Manager.	ACRES OF LAND.			PRESENT CASH VALUE.		Total amount of wages paid during the year, including value of board.	LIVE STOCK, JUNE 1, 1870.								PRODUCE DURING THE YEAR.								
	Improved.	UNIMPROVED.		Of farm.	Of farming implements and machinery.		Horses.	Mules and Asses.	Milch Cows.	Working Oxen.	Other Cattle.	Sheep.	Swine.	Value of ALL live stock.	WHEAT.		Rye.	Indian Corn.	Oats.	Barley.	Buckwheat.	Rice.	Tobacco.
		No.	Wood-land.												Other unimproved.	Dolls.							
1	2	3	4	5	6	7	8	9	10	11	12	13	14	15	16	17	18	19	20	21	22	23	24
1 Pruehl Francis	40	114		2000	150	3	2	3	4	7	350			115	150	150							30
2 Thomas Henry	130	125		3000	100	15	4	5	14	20	23	550		192	700	300							
3 Thomas Wm H	28	36		800	100	20	3	3	4	9	24	375		230	225	60						50	
4 Amelunke Henry	60	95		1800	100	25	3	2	5	10	25	400		213	250	75						50	
5 Sander Friedrich	70	70		2500	100	140	5	2	8		11	350		230	350	100							
6 Gibbs Geo W	65	235		6500	200	200	3	1	2	12	17	400		225	500	80							
7 Oliver William	45	97		3000	100	50	3	4	4	11	25	500		380	300	80							
8 Podenstine Wm	90	31		2800	100	200	4	4	10	5	30	400		640	400	120							
9 Talkesding Henry	70	80		4000	100	100	5	3	6		20	400		400	400	60							
10 Groves Thomas H	60	180		4000	250	100	3	3	6	40	14	450		300	150	100							
11 Sucherman Henry	70	80		3000	400	225	7	4	7	14	14	550		500	600	140							
12 Danms Chas	60	37		1800	50		2	1	1	5	9	250											
13																							
14																							
15																							
16																							
17																							
18																							
19																							
20																							
21																							
22																							
23																							
24																							
25																							
26																							
27																							
28																							
29																							
30																							
31																							
32																							
33																							
34																							
35																							
36																							
37																							
38																							
39																							
40																							
	788	1180		35200	1750	1075	45	34	70	132	219	4975		3425	4025	1265							130

State of Missouri, enumerated by me on the _____ day of June, 1870.

Richard Carroll, Ass't. Marshal.

YEAR ENDING JUNE 1, 1870.

Cotton. Bales (50 lbs.)	Wool. Lbs.	Peas and Beans. Bush.	POTATOES.		Orchard products. Dolls.	Wine. Gallons.	Produce of Market Gardens. Dolls.	DAIRY PRODUCTS.			SEED.		Hops. Lbs.	Hemp. Tons.	Flax. Lbs.	Flax-seed. Bush.	Silk cocoons. Lbs.	SUGAR.		Molasses. Gallons.	BEES.		Forest products. Dolls.	Value of Home Manufactures. Dolls.	Value of animals slaughtered or sold for slaughter. Dolls.	TOTAL VALUE. Dolls.				
			Irish. Bush.	Sweet. Bush.				Butter. Lbs.	Cheese.* Lbs.	Milk sold. Gallons.	Hay. Tons.	Clover. Bush.						Grass. Bush.	Maple. Lbs.		Cane. Hhds. (1,000 lbs.)	Wax. Lbs.					Honey. Lbs.			
25	26	27	28	29	30	31	32	33	34	35	36	37	38	39	40	41	42	43	44	45	46	47	48	49	50	51	52			
	30		15		25			100			1													15	100	550	1			
2	20	25	10	10	5			150			1													35	210	1300	2			
3		10	15					25																15	370	950	3			
4		15	50		5			50			1													10	120	700	4			
5			80		40			150			5														175	900	5			
6		25	25	40	100			100			2											5	50	36	10	850	6			
7		15	30					150																20	300	1200	7			
8		17	50					100			4														525	1800	8			
9			15	5	50			150			2														120	1200	9			
10		60	5	10	25			100			10												60	150	170	1500	10			
11		50	30					100			10														250	1600	11			
12																												12		
13																												13		
14																												14		
15																												15		
16																												16		
17																												17		
18																												18		
19																												19		
20																												20		
21																												21		
22																												22		
23																												23		
24																												24		
25																												25		
26																												26		
27																												27		
28																												28		
29																												29		
30																												30		
31																												31		
32																												32		
33																												33		
34																												34		
35																												35		
36																												36		
37																												37		
38																												38		
39																												39		
40																												40		
	247		325	65	250			1175			36													5	50	60	281	2350	12550	12560

*This will include only such cheese as is made upon the farm. Milk sent to cheese factories will be regarded as milk sold off the farm.

State of *Missouri*, enumerated by me on the *10* day of *July*, 1870.

Richard Carroll, Ass't Marshal.

YEAR ENDING JUNE 1, 1870.

	YEAR ENDING JUNE 1, 1870.																									TOTAL VALUE.													
	Cotton. Bales (450 lbs.)	Wool. Lbs.	Peas and Beans. Bush.	POTATOES. Irish. Sweet.		Orchard products. Dolls.	Wine. Gallons.	Produce of Market Gardens. Dolls.	DAIRY PRODUCTS. Butter. Cheese.* Milk sold.			Hay. Tons.	SEED. Clover. Grass.		Hops. Lbs.	Hemp. Tons.	Flax. Lbs.	Flax-seed. Bush.	Silk cocoons. Lbs.	SUGAR. Maple. Cane.		Molasses. Gallons.	BEES. Wax. Honey.		Forest products. Dolls.	Value of Home Manufactures. Dolls.	Value of animals sold for slaughter. Dolls.	Estimated value of all farm produce, including bot- tom, and addi- tions to stock. Dolls.											
	25	26	27	28	29	30	31	32	33	34	35	36	37	38	39	40	41	42	43	44	45	46	47	48	49	50	51	52											
1				30																							200	600											
2				15								2													150	25	100	300											
3				20		10			100			2													200		150	960											
4				40		10			100			1														30	500	1200											
5				4																					15		190	300											
6		25							100																5	30	100	400											
7				50					50																100		40	200											
8		19		20					50			2													50		70	900											
9				20					50																7		150	400											
10				60					50																		80	900											
11				60					50																		70	300											
12				75					50			7															100	400											
13				20					50																		30	200											
14				20	15				50																	198	180	600											
15				20					50			8													30		80	800											
16		40	50			20			100			2													12	50	325	1500											
17																																							
18																									12		150	200											
19			50						100																		150	700											
20		3		15	10	20			100			1														40	300	1700											
21		37		5		10			100			2															40	200	800										
22		15		18	5				50																	50	10	70	300										
23		40		30					100																	40	30	300	1100										
24		44		80		20			100																	150	40	200	800										
25																																							
26		20		5					50																	15	15	80	900										
27		25		10	10	20			100																	25	30	157	900										
28		5		5					50																			70	300										
29									50																	108		150	700										
30				300					100			2															145	8	118	10	150	300							
31																																							
32																													4										
33		20		100	30				100			1														30	30	15	300	1000									
34				15					50																			70	400										
35				15	5				100																			120	500										
36																																							
37				10					50																			50	300										
38	10			50					50																			10	170	600									
39		10		30					50																			10	340	1200									
40				15	5				50																			70	400										
	10	303	100	1097	80	110			2200			30																			208	1168	26M	98	02	1468	375	5476	23784

* This will include only such cheese as is made upon the farm. Milk sent to cheese factories will be regarded as milk sold off the farm.

SCHEDULE 3.—Productions of Agriculture in *Liberty Township*, in the County of *Cape Girardeau* in the Post Office: *Altonville*



Name of Agent, Owner, or Manager.	ACRES OF LAND.			PRESENT CASH VALUE.		Total amount of mortgages and other encumbrances including value of land.	LIVE STOCK, JUNE 1, 1870.								PRODUCE DURING THE YEAR.										
	Improved.	UNIMPROVED.		Of farm.	Of farming implements and machinery.		Horses.	Mules and Asses.	Milch Cows.	Working Oxen.	Other Cattle.	Sheep.	Swine.	Value of All Live Stock.	WHEAT.		Rye.	Indian Corn.	Oats.	Barley.	Buckwheat.	Rice.	Tobacco.		
		No.	Wood-land.												Other unimproved.	Dolls.								Dolls.	No.
1	2	3	4	5	6	7	8	9	10	11	12	13	14	15	16	17	18	19	20	21	22	23	24		
Erwin Lucy A	10	30		320	10		1	3	2	4	12	12	150				300								
Proffer Geo.	9	210		3000	140		5	3		6	20	40	600		100		400								
Kinder Daniel	12	92		800	75		2	2	2	3	13	15	300				250	5							
Hassa Smith	17	33		400	75		3	1	2	2	5		8	500			300								
Hassa Green	4	30		400	75		2	1	1		2	8	8	250			200						25		
Jones Henry L	50	250		250	100	7	6		8		18	12	25	600			600	150							
Jones William	25	75		600	50		2	1	3		5	5	25	300			250								
Jones Jonathan	35	85		800	75		3		3		6	10	25	400			300	50							
Proffer Daniel	8	54		480	20		3		1				10	125			175								
Kinder Cannon	21	112		1064	20		2		2			6	10	225			200	60							
Young Wood Wm	10	65		600	20		2		1		3	3	6	200		48	250	60							
Stiphens Jno.	20	60		500	40		2		1		1	3	6	250		20	150						40		
Pitchey Jno.	14	97		666	15		1		2		2	6	7	150		25	100						6.90		
Brown Wm	20	100		700	75		1		2		4	12	15	300		28	125						50		
Sisley James	50	250		2500	75	25	3	3	4	4	5	15	17	400			500	135					1300		
Kinder Malochi							2	2	2	2	2	10	3	200		32	100	115					25		
Woods Saml.	30	90		720	25		2	2	1	1	3	17	8	250		26	400						50		
Crafton Thos	19	53		275	10		5	4	3	12	3	18	19	800			250	200					300		
Grader Jno.	15	25		400	15		2	2	1	1	2	12	13	250			200						300		
Kagley Adam	40	160		800	100		5	5	2	2	1	7	7	300			500	105							
Kinder Charlotte	13	297		1000	75		1	1	1	2		2	2	75			200								
Rhodes George	125	55		600	00		2	2	2	2		12	300				250	105					300		
Shurley William	5	35		300	15				2	2	1		7	75			100								
Agnew Pat F.	50	30		600	50	100	4	4	4	4	2		8	300		100	300	120							
Allen Andrew	50	120		800	50		4	0	3	2	3	16	16	400		75	300								
Allen Franklin	32	8		320	60		2	2	3	0	1	1	12	200		50	150	115							
Habery John	25	95		700	20		2	2	1	1	2	3	9	250		20	200								
Kinder Sophia	100	500		3000	40		2	2	1	1	4		20	300		200	500	50							
Thomas Lewis	22			200	10		3	3	2	2	3	5	14	250		60	200								
Capes John	50	70		1000	100	80	5	2	2	2	4	14	18	600		120	600								
Wray Thurea							2	2	1	1	1			200											
Purford Richd	500	800		5000	200	2500	25	6	5		10	85	70	2400		300	9000	300							
Nart Silas					25		4	4	1	1	1		21	400			200								
Kants John	10	90		500	10		1	2	2	2	2	9	10	150		50	300								
Habery Martha	18	22		400	5		1	1	1	1	3	5	19	150			300								
Gladist Martin	25	75		500	50		2	1	4	2	4		2	350		150	1000								
Luster Jas. F.	45	102		1200	15	25	3	5	1	1	1		18	300			300	140							
Proctor Rebecca					30		2	1	2		1	17	21	300		97	300								
Bony Nancy	30	70		500	50		3	3	1	1	1	13	15	300		97	300	15					50		
Hilderman Lucinda	60	255		1500	30		2	2	2		3	12	15	300		16	250								
				78495				24	19		122	371													
	1583	4495		4895	1910		2684	115	20	26	31	779	372	579	14100		1594	20300	1700					3130	

State of *Missouri*, enumerated by me on the _____ day of *July*, 1870.

Richard Carroll, Ass't Marshal.

YEAR ENDING JUNE 1, 1870.

	Cotton. (Bales 450 lbs.)	Wool. Lbs.	Peanut Beans. Bush.	POTATOES.		Orchard products. Dolls.	Wine. Gallons.	Produce of Market Gardens. Dolls.	DAIRY PRODUCTS.				SEED.				SUGAR.			BEES.		Forest products. Dolls.	Value of Home Manufactures. Dolls.	Value of animals slaughtered or sold for slaughter. Dolls.	Estimated value of all farm produce, including bet- terments and addi- tions to stock. Dolls.	TOTAL VALUE. Dolls.						
				Fresh. Bush.	Sweet. Bush.				Butter. Lbs.	Cheese.* Lbs.	Milk sold. Gallons.	Hay. Tons.	Clover. Bush.	Grass. Bush.	Hops. Lbs.	Hemp. Tons.	Flax. Lbs.	Flax-seed. Bush.	Silk cocoons. Lbs.	Maple. Lbs.	Cane. Hhds. (1,000 lbs.)						Molasses. Gallons.	Wax. Lbs.	Honey. Lbs.			
	25	26	27	28	29	30	31	32	33	34	35	36	37	38	39	40	41	42	43	44	45	46	47	48	49	50	51	52				
1				10					50																	20	100	500	1			
2		30		40	10				100			2							10 ^m							30	300	900	2			
3		10		20	15				50													15 ^v				15	120	500	3			
4				20	12				50																16	20	140	500	4			
5				20	14				500																16		60	300	5			
6		21		30	30	10			150																	40	205	900	6			
7		5		20	10				50																		10	100	500	7		
8		15		30					100																		20	150	600	8		
9																									7		70	250	9			
10		11		10					50																	10	120	400	10			
11		5		10					50																	20	30	400	11			
12				10					50																	20	60	300	12			
13	14	11		30					50									100								75	40	500	13			
14	15	24		15					100																	70	150	500	14			
15		28		10																				2	35	5	100	1100	15			
16		28		10	5				100																	10	60	300	16			
17		30		15	5				50																	25	100	600	17			
18		56		40	20				50															1	35	100	35	900	18			
19	30	12		40					50																	50	100	500	19			
20	30	12		50					50																	35	38	20	100	700	20	
21		15		30					50																		15	60	300	21		
22	100			30					50																			80	400	22		
23				15					50																			30	200	23		
24					20				50																		100	600	24			
25		15		20					100																		20	40	20	100	600	25
26		10							50																		10	10	15	20	400	26
27	10	10			8				50																		10	30	400	27		
28				20					100																			10	100	900	28	
29		12							100																				60	400	29	
30		20		25	5				50																			20	150	900	30	
31																															31	
32		250		700		100			150			2																	700	11200	32	
33																													150	150	33	
34		150		40	35				50																		20	900	1250	34		
35		20		15					50																		15	10	90	500	35	
36																												50	1000	36		
37		20		15		10			50			3														20			1600	37		
38																													140	400	38	
39	30	10		100	10				25																		21	15	650	39		
40		30		20	10				75																			50	230	600	40	
	289	859		1460	205	130			2700									100	1000							2880	3193	39	745	5880	33400	

* This will include only such cheese as is made upon the farm. Milk sent to cheese factories will be regarded as milk sold off the farm.

SCHEDULE 3.—Productions of Agriculture in *Randal Township*, in the County of *Cape Girardeau*, in the Post Office: *Cape Girardeau Egypt Mills*

Name of Agent, Owner, or Manager.	ACRES OF LAND.			PRESENT CASH VALUE.		Total amount of wages paid during the year, including value of board.	LIVE STOCK, JUNE 1, 1870.								PRODUCE DURING THE YEAR.										
	Improved.	UNIMPROVED.		Of farm.	Of farming implements and machinery.		Horses.	Mules and Asses.	Milch Cows.	Working Oxen.	Other Cattle.	Sheep.	Swine.	Value of all live stock.	WHEAT.		Rye.	Indian Corn.	Oats.	Barley.	Buckwheat.	Rice.	Tobacco.		
		No.	Woodland.												Other unimproved.	Dolls.								Dolls.	No.
1	2	3	4	5	6	7	8	9	10	11	12	13	14	15	16	17	18	19	20	21	22	23	24		
<i>Bradford August</i>	48	83		1500	75	270	4		3	4	4	28	575		265		500	50							
<i>Finckle Virginia</i>	30	10		400	10		2		1	2			240				200	40							
<i>Rudolph Samuel</i>	24	16		400	25		4		1	1			450		132		800								
<i>Steinbeck Zelfa</i>	24	16		40																					
<i>Wilkinson James</i>	50	15		800	200	25	3	2	4	2	20	25	740		180		300	140							
<i>Jordan William</i>	60	36		3000	25		3		1	9			425		300		500								
<i>Letz Henry</i>	30	30		600	25		1		1				100												
<i>Mary Abigail</i>	45	35		1500	50		4		1	2	3	20	600		127		500	75					150		
<i>Coker Margaret</i>	80	45		2500	125	125	3	2	2	3			615		180		300	200							
<i>Boon William</i>	25	91		2500	250	30	4		4	2	13	10	580		135		300	120							
<i>Williams Frank</i>	60	60		2000	250		2	4	3	3	8	5	745		80		150	90							
<i>Young Philip</i>	56	105		2900	100		2		2				265												
<i>Smith John</i>	25	27		1000	100	20	3	2	2			12	20	585		70		250	80						
<i>Sheppard Olisha</i>	80	32		1600	100		4		3	4			660												
<i>Smith Charles</i>	60	100		1600	300	20	6		3	2	5	18	850				1000	280							
<i>McGarry James</i>	65	95		2500			3		1				300												
<i>Russell George</i>	55	53		1400	100	50	2		2		5	3	340		295		400								
<i>Koepfle Christian</i>	80	280		2000	175	50	5	1	2	2	7	8	700		368		150								
<i>Shimmaman Henry</i>	100	126		4000	300	300	3	7	3	2	5	25	1290				2000								
<i>Hahn Frederick</i>	40	22		1300	75	25	3		2			10	400		136		400	90							
<i>Keiser Joseph</i>	70	50		2000	100	450	5	3	2			6	810		347		200	200							
<i>Sumner William</i>	12			120	10		1		1				100												
<i>Stacy Martha</i>	5			50	5		1		1				100												
<i>Hornbreck Otto</i>	80	60		4000	150	250	7		2	3	9	20	850				400								
<i>Hearta Christian</i>	24	45		400			1		2	1	10	7	200				100						10		
<i>Esmer Henry</i>	70	124		2000	100	50	1	5	2	7	6	16	755		140		300	80							
<i>Davis James</i>	50	80		2000	100		4		2	3	9	15	345												
<i>Stacy George</i>	55	54		1600	100	125	3		1	2	2	9	332		132		200	120							
<i>Lahna August</i>	40	40		800	250	250	3	4	3	5	2	20	675		200		400	60							
<i>Redding Charles</i>	40	40		800	100		2			4	8	10	250		150		200	80							
<i>Russell Philip</i>	45	35		800	100		2		1	5	10	9	175												
<i>Brockmeyer Henry</i>	30	70		800	300		3	2					500		200		100								
<i>Penny Emmanuel</i>	2	10		100	25				1	2			105												
<i>Haupt John</i>	100	240		4000	325	350	4	1	4	7	12	22	580		385		800	200							
<i>Swertman Louis</i>	30	48		1000	50		2		3			4	315		52		150	60							
<i>Swertman Charles</i>	50	130		1500	150	50	4		5	6	20	20	580		200		600	80							
<i>Shaller John</i>	52	165		2200	175	100	2		3	7	8	25	390		370		150	150							
<i>Steinoff Christian</i>	60	240		2000	150	25	4		3	6	15	20	590		380		400	80							
<i>Schkamp William</i>	100	100		2000	150	100	3	6	4	6	14	30	750		300		400	160							
<i>Schatter Charles</i>	120	135		5000	300	150	4	2	2	22	27	40	1000		475		500	140							
				6670									306	610											
	2072	2953		6670	4025	2815	117	41	83	14	139	247	445	10840	5574		12650	2575						160	

SCHEDULE 3.—Productions of Agriculture in Spanada Township, in the County of Cape Girardeau, in the Post Office: Egypt Mills

1	Name of Agent, Owner, or Manager.	ACRES OF LAND.			PRESENT CASH VALUE.		7	LIVE STOCK, JUNE 1, 1870.								PRODUCE DURING THE YEAR.									
		Improved.	UNIMPROVED.		Of farm.	Of farming implements and machinery.		Total amount of wages paid during the year, in kind and value of board.	Horses.	Mules and Asses.	Milch Cows.	Working Oxen.	Other Cattle.	Sheep.	Swine.	Value of All Live Stock.	WHEAT.			Indian Corn.	Oats.	Barley.	Buckwheat.	Rice.	Tobacco.
			No.	Woodland.													Other unimproved.	Dolls.	Dolls.						
2	3	4	5	6	7	8	9	10	11	12	13	14	15	16	17	18	19	20	21	22	23	24			
1	Garlar Edward	20	50		600	100		2	2	2		3	270		40	50	50	100						10	
2	Hitchcock Geo	6			60	10		3					240												
3	Hessner Henry	40	80		1000	100		2	1	2	2	9	410		70	400	600	120							
4	Windschnecht Philip	40	160		1500	100		2	1	2	2		275		200	100	100	40						40	
5	Windschnecht Henry	10	300		1000	15		1					150			100	60							500	
6	Strong William	40	60		1000	150	350	5	1	2	9	29	35	750		190	200	200	80						
7	Hitchcock William	20			200	10		2					150			100	60							100	
8	Smith Mary	30	60		700	10			2				60												
9	Kassell John	35	85		1500	100	60	2	1	2	4		460		150	100	125								
10	Baldwell William	30			300			1					100			100									
11	Helderman John	40	80		900	100	50	2		2	2	11	6	340		100	100	100							
12	Baldwell John	30	170		2500	25		1	1				150												
13	Whism John	20	40		4000	10			2	2			100												
14	Clark Jesse	10	70		1000	100		1	1		2	7	7	170		12	50	50	30						
15	Holand William	20	60		1000	100			1	2		7	8	150		91	200	200							
16	Vancey Sidney	16	64		500	100		1	2		2	5	2	175			100	20							
17	Waters Erasmus	25	25		600	150		2	2		2	10	7	210		30		20							
18	Same John	10	30		500				2		3		25		50										
19	Same Cyrus	5	35		300				1		1		40												
20	Allen Jacob	35	145		800	50		5	2		1	7	10	510		32	500	500	40					30	
21	Comer John	10	70		200	50		2	1	2	2	1	12	470		33	300	300	270						
22	Allen Harrison	35	365		1600	100		3	2		1	2	5	275		30	100	100							
23	Reiman Charles	5			50	50			2				65			50	50								
24	Bryant Fritz	20	60		800	75		1	1				165												
25	Wausing Casper	15	65		800	25		1	1				140			100	100								
26	Roberts Lewis	40	120		500			2		2		10	9	275											
27	Barney John	40	124		1800	100		2	1	1			365		145		100	100							
28	Graves William	65	55		2500	100	35	4		3	2	12	13	545		320		200	80						
29	Miller Frederick	27	63		1000	50			2				200		60		1000	140							
30	Minton Mary	150	390		5400	150	30	4		2	4	4	20	600		225		700	200						
31	Fernand August	55	175		2500	100		4	1	4		5	11	700		375		250	160						
32	Thompson August	70	110		3000	300	350	7	6	3	2	10	20	1420		230		1000	240						
33	Fernand Henry	25	25		500	75		1	2	1		1	11	350											
34	Lange John	60	140		2000	100		2		2		8	9	300		100		50	60						
35	Lange Henry	40	240		2000	100		2	2	2	4	3	12	460		206		100	25						
36	Biddleke Elisa	50	85		800	75		2					260												
37	Naval Washington	50	30		800	200		2	2	1		10	17	500		215		500	100						
38	Garlock Frederick	60	60		1500	200	200	4		3		4	5	510		240		150	160						
39	Burchfeld August	30	90		500	75		2	1	2			10	380		80		100	100						
40	Huey Enock	40	260		1500	100	75		2	2		3	4	350		114		300	100						
		1399	4041		49110	3255	1150	77	22	62	20	60	482	411	13140		3341		4425	2335					680

State of Missouri, enumerated by me on the 27th day of August, 1870.

Richard Carroll, Ass't Marshal.

YEAR ENDING JUNE 1, 1870.

	Cotton. Bales (450 lbs.)	Wool. Lbs.	Peas and Beans. Bush.	POTATOES.		Orchard products. Dolls.	Wine. Gallons.	Produce of Market Gardens. Dolls.	DAIRY PRODUCTS.			Hay. Tons.	SEED.		Hops. Lbs.	Hemp. Tons.	Flax. Lbs.	Flax-seed. Bush.	Silk cocoons. Lbs.	SUGAR.		Molasses. Gallons.	BEES.		Forest products. Dolls.	Value of Home Manufactures. Dolls.	Value of animals sold for slaughter. Dolls.	TOTAL VALUE. Dolls.			
				Irish. Bush.	Sweet. Bush.				Butter. Lbs.	Cheese.* Lbs.	Milk sold. Gallons.		Clover. Bush.	Grass. Bush.						Maple. Lbs.	Cane. Hhds. (1,000 lbs.)		Wax. Lbs.	Honey. Lbs.							
	25	26	27	28	29	30	31	32	33	34	35	36	37	38	39	40	41	42	43	44	45	46	47	48	49	50	51	52			
1				50		25			50													17					40	300	1		
2																													200	2	
3		16		10		10			50													42					180	630	3		
4				50					50																			100	500	4	
5				40																			21			20	120	500	5		
6		20		15					50														25		300		300	1100	6		
7				30																			12					60	300	7	
8																														8	
9				15		15			50			1											26				80	500	9		
10				10					50																15	15	20	200	10		
11		20		4					100														31				100	400	11		
12																														12	
13																														13	
14		10		20		50			50														31			15	50	200	14		
15		25		10		50			100															18	400	30	55	500	15		
16		6		5		50			150			1																	200	16	
17		20		15		10			50			2																65	200	17	
18				5					100																				100	18	
19																														19	
20		20		30					100														42			20	100	700	20		
21		20		40					25														46			25	100	650	21		
22		5		15					25														5			30	100	300	22		
23				20		25																						50	150	23	
24																														24	
25				5					25																			60	200	25	
26				20		30			75			4																60	250	26	
27		20 20		30					50														64			25	150	500	27		
28																													560	28	
29				10		55			25														10		50		50	1300	29		
30						15			50			1																130	1200	30	
31		15		50		25			100			1											17		50	10	80	1000	31		
32		20		20		20			150			2															55	200	1500	32	
33																														33	
34		8		20		20			50			1											15			20	75	350	34		
35		15		10		15			20			1											40			20	80	500	35		
36																												20	20	36	
37		25		10					75														30		75	40	100	900	37		
38		10		30		25			100			2											24				110	950	38		
39				25		10			25																			75	400	39	
40		15		25					100																				700	40	
	290			639		450			1845			18										523						1045415	3372825	17960	

* This will include only such cheese as is made upon the farm. Milk sent to cheese factories will be regarded as milk sold off the farm.

SCHEDULE 3.—Productions of Agriculture in Randol Sp., in the County of Cape Girardeau, in the Post Office: Egypt Mills

Name of Agent, Owner, or Manager.	ACRES OF LAND.			PRESENT CASH VALUE.		Total amount of wages paid during the year, including value of board.	LIVE STOCK, JUNE 1, 1870.								PRODUCE DURING THE YEAR.								
	Improved.	UNIMPROVED.		Of farm.	Of farming implements and machinery.		Horses.	Males and Asses.	Milk Cows.	Working Oxen.	Other Cattle.	Sheep.	Swine.	Value of All Live Stock.	WHEAT.		Rye.	Indian Corn.	Oats.	Barley.	Buckwheat.	Rice.	Tobacco.
		Wood-land.	Other unimproved.												Spring.	Winter.							
No.	No.	No.	Dolls.	Dolls.	Dolls.	No.	No.	No.	No.	No.	No.	No.	Dolls.	Bush.	Bush.	Bush.	Bush.	Bush.	Bush.	Bush.	Lbs.	Lbs.	
1	2	3	4	5	6	7	8	9	10	11	12	13	14	15	16	17	18	19	20	21	22	23	24
Weiss Herman	55	130		4000	125	75	5		3		3	6	25	615		100		250	100				
Meyer Charles	60	175		7400	400		3		7			7	12	525		150		150	100				
Holt Clark	40	40		1600	100		4		3	2		6	13	475		30		150	120				
Masters John	150	175		7000	125	50	7	3	3	2	4	50	45	1485		300		2000	600				
Masters David	40	120		3000	150		2	3					25	575		150							
Cochran John	60	48		2000	255	160	3		3		2	8	12	450		60		200	120				
Poi Jacob	31	46		1500	50	150	3		2			10	8	400		50		100	180				
Randol Abraham	70	52		3000	200	30	3	2	4		9	15	12	715		170		400	300				
Randol Judson		28		700																			
Whitney Englebert	50	65		2500	100		3	2	2			4	12	575		50		300	150				
Lovens Christian	100	150		5000	250		6		5		4	11	9	815		350		250	160				
Philips Christian	40	59		1000	60		3	1	3		3	8	27	500		50		200	160				
Meyer Henry	54	136		1500	125		3	2	4		2	5	15	550		300		500	120				
Weiss George	90	100		5000	255	25	3	1	5		3	9	12	800		600		150	150				
Masterson David	30	50		1500	125	30	3	5	3		4	15	20	840		85		300	140				
Hoppers William	40	40		1000	100		4	2	2		1	13	12	655		90		350	60				
Wiseman John	40	120		800	100		4		1		1		11	250		111		200	140				
Hall Thomas	15			150	50		1	1	3				11	310									
Wiseman Herman	20	140		600			1		1				2	50									
Patterson John	20	20		400	100		3		1				3	300									
Clark John	2	198		500			2		1				3	25									
Beaucamp Henry	80	140		2500	250		2	2	3		4	15	9	540		200		200	160	50			
Vanzilder James	70	70		1600	100		4		2	2	4	18	20	615		1150		300	200				
Philips Thomas	40	100		1000	100		4		3		2	10	15	465		100		300	50				
Mavers Christian	100	40		2800	150	50	4		5			15	12	570		108		200	100	125			
Schraden Henry	100	200		3500	200	365	1	10	5		2	15	11	1290		275		300	200				
Schraden Henry	35			350	50	25	3		2		4	10	10	420		90		175	50				
Gollaber Reuben	60	100		3000	100		4	1	2	2		20	15	485		140		300	140				
Griffin Marion	35	145		3000	150		2		1	2			13	265				100	180				
Brady Terrence	40	40		600	10		2		2		1		12	210				200					
Mattews Henry	50	210		2600	250	50	2	2	1		2	2	8	475		200		100	60				
Randol Frank	140	100		3000	250	400	7	1	4		3	8	30	1030		450		800	200				
Keeney Christian	80	120		2500	200		4	2	3		5	13	12	685		350		300					
Brinman Albert	40	63		2000	50		3	1	2			6	9	490		160		200	40				
Schauer Michael	60	170		1630	400	350	3		4		2	22	11	800		180		400	75				
Kreger Henry	45	45		1300	200		3		4		1	11	9	460		153		300	140				
Harris John	45	64		2900	200		4	1	2		5	14	25	625		87		300					
Foster Frederick	70	170		3000	100	50	4	1	2	2		3	15	650		100		400	160				
Penn Margaret	30	50		1500	25		2		2		3		14	315		66		200	100				
Hosay George	35	125		3200	150		4		2		2		15	480				400	140				
	2162			92130	5605	1810	128					344		369				5542	1900				
	2162	3144		92130	5605	1810	132	43	107	12	77	379		5542	1900	6528		10775	4715	205			

State of Missouri, enumerated by me on the _____ day of August, 1870.

Richard Carroll, Ass't Marshal.

YEAR ENDING JUNE 1, 1870.

	Cotton. (Bales of 50 lbs.)	Wool. Lbs.	PEAS AND BEANS.		POTATOES.		Orchard products. Dolls.	Wine. Gallons.	Produce of Market Gardens. Dolls.	DAIRY PRODUCTS.			Hay. Tons.	SEED.			Flax. Lbs.	Flax seed. Bush.	Silk cocoons. Lbs.	SUGAR.			BEES.		Forest products. Dolls.	Value of Home Manufactures. Dolls.	Value of animals slaughtered or sold for slaughter. Dolls.	TOTAL VALUE. Dolls.		
			Bush.	Bush.	Irish. Bush.	Sweet. Bush.				Butter. Lbs.	Cheese.* Lbs.	Milk sold. Gallons.		Clover. Bush.	Grass. Bush.	Hops. Lbs.				Hemp. Tons.	Maple. Lbs.	Cane. Hds. (1,000 lbs.)	Molasses. Gallons.	Wax. Lbs.						Honey. Lbs.
	25	26	27	28	29	30	31	32	33	34	35	36	37	38	39	40	41	42	43	44	45	46	47	48	49	50	51	52		
1		22		10		5			150						2							22			30	15	135	700	1	
2		12		15		5			525						3										100		150	700	2	
3		40				4			150						1							5					150	500	3	
4		103	1	10		75			300						15							75			20	100	600	3500	4	
5		12				25			150						11							10			10		100	650	5	
6																						14							220	6
7		20		15					75													10			100	15	100	550	7	
8		20		5	5	25			100						7							10				40	150	700	8	
9		7							100																10		60	100	9	
10		20		40					250						10							17				15	100	650	10	
11		25		20		10									1												40	500	11	
12																						8							340	12
13		18		30					100						5										30	30	10	50	1100	13
14		20		10		25			200						2										25	25		80	1100	14
15		25		15		5			150													12			30	20	150	500	15	
16		25		10		10			150						2										5	35	250	900	16	
17				20		10			100																		40	500	17	
18																														18
19																														19
20																														20
21																														21
22		15		40		25			200						1							10			15	10	50	800	22	
23		15		10					150						2							32				35	140	1900	23	
24																													425	24
25		25		50					100						5												80	700	25	
26		40		40		15			150						2							26					135	900	26	
27		30		10		10			50						1							9					90	600	27	
28		35		35					100						6							16			25	32	100	900	28	
29				5					150													8				15	65	400	29	
30				20		15			100																		70	400	30	
31		5		30		15			50						2												60	500	31	
32		10		50	20	15			100						2							60		10			200	1150	32	
33		27		15		10			100						5							15				36	110	1000	33	
34		20		10					100						4							8			25	20	50	700	34	
35		45		10					100						3							30				40	90	900	35	
36		18		70					250						2										35	15	100	800	36	
37		68		35	10	150			150						2							42			50	220	900	900	37	
38		16		5					50						2										60		190	800	38	
39				30					50													22				20	65	500	39	
40				5					100						1											35	50	600	600	40
	748			670	35	4574			4530					101														28805	14800	

* This will include only such cheese as is made upon the farm. Milk sent to cheese factories will be regarded as milk sold off the farm.

State of Missouri, enumerated by me on the 3rd day of Sept, 1870.
Richard Carroll, Ass't Marshal.

YEAR ENDING JUNE 1, 1870.

Cotton. (450 lbs.)	Wool. Lbs.	Peas and Beans. Bush.	POTATOES.		Orchard products. Dolls.	Wine. Gallons.	Produce of Market Gardens. Dolls.	DAIRY PRODUCTS.			SEED.			SUGAR.			BEES.		Forest products. Dolls.	Value of Home Manufactures. Dolls.	Value of animals slaughtered or sold for slaughter. Dolls.	TOTAL VALUE. Dolls.									
			Irish. Bush.	Sweet. Bush.				Butter. Lbs.	Cheese.* Lbs.	Milk sold. Gallons.	Hay. Tons.	Clover. Bush.	Grass. Bush.	Hops. Lbs.	Hemp. Tons.	Flax. Lbs.	Flax-seed. Bush.	Silk cocoons. Lbs.					Maple. Lbs.	Cane. Hhds. (1,000 lbs.)	Molasses. Gallons.	Wax. Lbs.	Honey. Lbs.				
25	26	27	28	29	30	31	32	33	34	35	36	37	38	39	40	41	42	43	44	45	46	47	48	49	50	51	52				
	12		6					100																		40	200	1			
			5	30	20			100																80		40	300	2			
			10																		40			60		60	600	3			
			25		50			200			2													150		170	1000	4			
	75		10	10	10			150			1										40			25	25	200	1200	5			
			20		30			200																120		100	400	6			
																													7		
	50		10		25			450			2														80	240	1200	8			
	15		30		20			100			1										70		50	10	75		700	9			
	10		20		25			200			2															40	600	10			
	20		20		10			75													25					100	900	11			
	16		30		10			50			2										40					100	300	12			
			30	5	200			75																	60	210	600	13			
																												14			
																												15			
			10	10				200													15					100	500	16			
	20		40					100			2										10					100	600	17			
																												18			
																												19			
																												20			
																												21			
																												22			
																												23			
																												24			
																												25			
																												26			
																												27			
																												28			
																												29			
																												30			
																												31			
																												32			
																												33			
																												34			
																												35			
																												36			
																												37			
																												38			
																												39			
																												40			
	218		366	55	400			2000			12															1625	50	435	175	1575	10300

* This will include only such cheese as is made upon the farm. Milk sent to cheese factories will be regarded as milk sold off the farm.

SCHEDULE 3.—Productions of Agriculture in Shawney Township, in the County of Cape Girardeau, in the Post Office: _____

Name of Agent, Owner, or Manager.	ACRES OF LAND.			PRESENT CASH VALUE.		Total amount of wages paid during the year, including value of board.	LIVE STOCK, JUNE 1, 1870.								PRODUCE DURING THE YEAR.									
	Improved.	UNIMPROVED.		Of farm.	Of farming implements and machinery.		Horses.	Mules and Asses.	Milch Cows.	Working Oxen.	Other Cattle.	Sheep.	Swine.	Value of ALL live stock.	WHEAT.			Indian Corn.	Oats.	Barley.	Buckwheat.	Rice.	Tobacco.	
		Wood-land.	Other unimproved.												Dolls.	Dolls.	Spring.							Winter.
	No.	No.	No.	Dolls.	Dolls.		No.	No.	No.	No.	No.	No.	No.	Dolls.	Bush.	Bush.	Bush.	Bush.	Bush.	Bush.	Bush.	Lbs.	Lbs.	
1	2	3	4	5	6	7	8	9	10	11	12	13	14	15	16	17	18	19	20	21	22	23	24	
Rice James	20			150	200		2		2	4		16	14	320		300		700	50					
Farris Stephen	16			175	500	100	1						5	85		27		20						
Cunningberg Alfred	10			100	10	10	3			2			30	325		27		225						
Cunningberg Solomon	50			500		25	3				1		40	310		75		200						
Foster Thomas	25	25		500	30	1030	2		1	9	10	11	300		75		300						75	
Hines Edwin	90	550		890	100	2060	3	2	2		2	16	20	900		85		1000	50					
Hines Demps	15			75	15	90	2		2			1	8	275				100						
Moffler Robert	25	55		500	75		2		1		2		9	175		50		200				104		
Neithorst Albert	15	145		600	50		3	1	2		2		6	240	50			50						
Newery John	35	490		800	300		6		1	1			12	475		100		150	50	100				
Foster Edith	60	240		720	50		5		1	2	8	13	50	685		210		300	150					
Brown Tobias	50	180		1000	25	25	4		5		2	50	20	400		154		200	100					
Penrod Levi	20	20		125			1						3	95		155		100						
Gross Albert	8	32		200			3		1		2		12	350		80		50						
Wormack Jifry	20	60		300		25	3		2			15	13	135										
Schrader John	10			500		10																		
Whitebread Frederick	16			50	50		1		1		1		3	80		20		100	25	30				
Meyer Joseph	25	15		600			5		4	2	2	16	20	600		300		50						
Meyer John	10	42		700		100	3		2		2	6	10	140		145		50	25					
McKa John	8	2		125	10		2		1			4	6	175				100	25					200
Murky Charles	60	132		1000		50	3	3	2		4	12	18	615		140		200	50	250				
Shupen Louis	70	50		1000		150	2		3		3	3	12	200		300		20						
Penrod Henry	25	265	10	400	50		2	1	2	2	3	16	7	135				300						250
Stornathy Columbus	12	140		360														200						
McLain George	60	200		900	25		1	4	2		2	24	20	600		120		300						100
Childs Roland	36	100		1500	100	100	3		1		1	10	5	200		80		350	50					50
Anderson John	24			120	25		1		1			9	11	210		80		300	40					
Penny Sidney	13			65	25		1		1		1			100				200						
Means George	50			500	50	30	3		1		2		12	475		44		250						
Athist Jefferson	10			50			1							25										
Wingate Ruden	8			50									7	10				60						40
Witty John	75	225		1500	50		4		4		4	30	15	400				200						
Robins Thomas	40	220		700	100	10	2	1	1		7	25	20	300				300	50					
Orrell John	5			25	25					2				70										
Wally John	75	225		240	25		3		2		5		21	200				500						
Byrd James	25	95		300	10		3	1	2		3	14	13	275		97		200	50					175
McLain William	15	115		500	25	15	2		2		1	20	2	230		77		300						
James Henry	10	30		200	100		1		1	2	1	21	20	100		80		50						100
Harris Robert	20	150	30	800	20	1000	2	1	2	2	3		30	685				400						
Baird Franklin	5			40	15				1	2	1			40				250						250
	1158	5280	40	36700	2000	1980	88	14	56	20	60	322	547	11960	50	2825		8275	715	380	104			2060

State of Missouri, enumerated by me on the Sixth day of June, 1870.

A B Carrall, Ass't Marshal.

YEAR ENDING JUNE 1, 1870.

Cotton.	Wool.	Peas and Beans.	POTATOES.		Orchard products.	Wine.	Produce of Market Gardens.	DAIRY PRODUCTS.			SEED.			SUGAR.			BEES.		Forest products.	Value of Home Manufactures.	Value of animals slaughtered or sold for slaughter.	TOTAL VALUE.						
			Irish.	Sweet.				Butter.	Cheese.*	Milk sold.	Hay.	Clover.	Grass.	Hoys.	Hemp.	Flax.	Flax-seed.	Silk cocoons.					Maple.	Cane.	Molasses.	Wax.	Honey.	Dolls.
Dales (450 lbs.)	Lbs.	Bush.	Dash.	Dash.	Dolls.	Gallons.	Dolls.	Lbs.	Lbs.	Gallons.	Tons.	Bush.	Bush.	Lbs.	Tons.	Lbs.	Bush.	Lbs.	Hhds. (1,000 lbs.)	Gallons.	Lbs.	Lbs.	Dolls.	Dolls.	Dolls.	Dolls.		
25	26	27	28	29	30	31	32	33	34	35	36	37	38	39	40	41	42	43	44	45	46	47	48	49	50	51	52	
			6								2									80					60	400		
	31		14		50			150			1											12	100	40	45	1200		
																											75	
																											225	
																											50	
																										25	135	
			11					25													22			30	50	450		
																					10				50	200		
			50					50													20				50	290		
								50																	50	165		
	16		50	12				50													20			50	100	300		
	7		20	8																	60			10	95	350		
	10		10					50													30			25	50	150		
																									20	350		
	35		10		50			50			1										150			10	150	480		
								50			1										9				50	231		
																											182	
			8	6				50																15	64	127		
	8		10					50			1														40	250		
																											00	
	7		8								2														50	300		
	20		15	6	10			100																10	75	500		
																									25	25		
			20					50			1																150	
																										20	180	
			40	10	50			200			15													30	100	1404		
	6		10																		12				25	250		
	14		15					100													20				50	500		
	16		24					150													11				36	175		
	15																				10				10	50		
	30																				24			10	50	600		
	5		6								1										10				15	195		
	20		10					50													8				25	380		
																										27	75	
								100																		150	430	
	35		6	6				25			1										16				140	500		
	40	15	25	15				25			6														240	3200		
	10	15			15			25		1	3										20			1	10	40		
	4																									45	300	
	28		10	5				50			4															160	433	
358	30		42	69	185			1375			89									60				12	100	240	428	15192
																												580

* This will include only such cheese as is made upon the farm. Milk sent to cheese factories will be regarded as milk sold off the farm.

State of Missouri, enumerated by me on the 14th day of June, 1870.

A B Carrall, Ass't Marshal.

YEAR ENDING JUNE 1, 1870.

1	2	3	POTATOES.		Orchard products.	Wine.	Produce of Market Gardens.	DAIRY PRODUCTS.			SEED.			Hops.	Hemp.	Flax.	Flax-seed.	Silk coccons.	SUGAR.		Molasses.	BEES.		Forest products.	Value of Home Manufactures.	Value of animals slaughtered or sold for slaughter.	Estimated value of all farm production, including per-sons, additions to stock.	TOTAL VALUE.	
			Irish.	Sweet.				Butter.	Cheese.*	Milk sold.	Hay.	Clover.	Grass.						Maple.	Cane.		Wax.	Honey.						
																													Bales (450 lbs.)
25	26	27	28	29	30	31	32	33	34	35	36	37	38	39	40	41	42	43	44	45	46	47	48	49	50	51	52		
	4		10					104													30					29	300		
			7					52																		64	210		
	12																				20				15	56	410		
	20		20	6	50			140													30		30		50	150	1600		
																												50	
																												00	
			40					152													25					104	695		
			10					25																		60	200		
																												00	
			60																		25					12	300		
	24		20		100			52													20				15	125	955		
			13																		20					35	150		
																												00	
			60																							32	40	325	
			25																								35	290	
																					23					16	380		
			7																							48	200		
	45		41					104													50			50	20	204	1740		
			40					31																		20	46	650	
			20					114																		15	265		
	4		20					208																			100	675	
			10		10			104																		6	50	305	
	15		14					52																			40	315	
																												00	
			10					52																		2	64	300	
																												200	
			150		50			152																			135	600	
			60																								60	640	
	10		7					40																		15	155	300	
	45		8		60			104																			112	700	
	15		25					150																		35	125	650	
			3					50	50												9							75	
																											150	370	
	80		12	100				150																			150	1975	
					50			52																			100	2200	
	9		12					104																		20	100	580	
	11							52																		15	54	250	
	40	12	20	12				104																			90	550	
	10		8	6				52																			12	90	335
	40		200		50			300																			218	800	
	380		12	947				2490																				20500	
			12	11				50																				290	
																												2080	
																												2080	

* This will include only such cheese as is made upon the farm. Milk sent to cheese factories will be regarded as milk sold off the farm.

SCHEDULE 3.—Productions of Agriculture in Shawnee Township, in the County of Cape Girardeau, in the Post Office: Peachontas

Name of Agent, Owner, or Manager.	ACRES OF LAND.			PRESENT CASH VALUE.		Total amount of wages paid (including value of board) during the year, including value of board.	LIVE STOCK, JUNE 1, 1870.								PRODUCE DURING THE YEAR.										
	Improved.	UNIMPROVED.		Of farm.	Of farming implements and machinery.		Horses.	Mules and Asses.	Milk Cows.	Working Oxen.	Other Cattle.	Sheep.	Swine.	Value of live stock.	WHEAT.		Rye.	Indian Corn.	Oats.	Barley.	Buckwheat.	Rice.	Tobacco.		
		No.	Wood-land.												Other unimproved.	Dolls.								Dolls.	No.
1	2	3	4	5	6	7	8	9	10	11	12	13	14	15	16	17	18	19	20	21	22	23	24		
Harris John E	100	220		3000	400		2	8	1	2	1	2	40	1480		195								1	
Harris William	220	80		700	50	40	1		2	4			20	825		90		400						2	
McGlockland Kate	100	300		2900	50		1		2	2	21	25	200		120		150	50					100	3	
Morgan Daniel	19			190	15		3		1				5	250		49		100	30					4	
Abernathy Henry	20	120		140	15	20	1		1				17	95				200					50	5	
Gahn Daniel	21	20		400	25		3		1		4	12	20	390		47		150					25	6	
Garner James	35	125		700	100		1	1	2			15	46	250		105		300	100	12			100	7	
Sides Robert	15			150	10		2	1	1		2	7	5	235		26		100	10					8	
Sides John	30	90		1000	150		1	1	3		3	15	30	305		125		300					100	9	
Smith John	13	30		200	25		2		2		1		8	120		9		150		10			50	10	
Ogum Solomon	12	25		400	35				1	2			17	160				300	150				50	11	
Green Alfred	10			100	5		1							50				125						12	
Hull Henry	20			200	50		2		2		2	2	4	188				200						13	
Cash Nathaniel	25	50		500	25		1		1			6	9	100		59		100						14	
McKain Francis	6			60	5		1						3	25										15	
Market Jane	85	225		2500	50		2	1	3		3	25	20	675		100		500						16	
Sides Daniel	60	60		900	100		5	1	4		1	30	20	307		200		300	50					17	
Sides William	18	20		200	25		2		1		2	15	1	243		58		125	40					18	
Plesight Labolt	36	164		900	20		2		2		1	5	15	155		120		120	50					19	
King James	12	28		300	5		1						1	102										20	
Reisenbagger Kate	35	50		600	70		4		2		1		10	260		150		150	50					21	
Reisenhaus John	30	70		600	80		2		1		2	3	12	200		80		100	80					22	
Anderson Samuel	20	20		350	25		3		2		2	7	70	387		50		200						23	
Hull Henry	50	70		1200	100		6		2		2	15	10	400		80	17	200					70	24	
Rock Frederick	35	34		1500	40		2		2			10	12	180		150		400	100	250				25	
Sides Lisi	35	85		1000			1	1	1		1	15	20	300										26	
Sides Henry	40	40		500	100		5		2		5	15	32	452		50	5	150						27	
Hearts Lemon	100	100		3000	600	30	3	2	3		4	15	18	640		404		350	500				1000	28	
McClard Clem	30	90		1200	15		1		1		1	6	9	157		25		200					20	29	
Martain John	7			70	10				1	2		2	13	8	200		100		300						30
Alton John	50	40		1200	100		2		1		1	9	12	245		150		300	50						31
Alexander William	60	180		1200	125	50	8		4		2	25	20	680		175		200	100						32
Fore Jesse	130	450		2000	600	200	1	5	4	8	8		40	890		160		1250	150						33
Woods Rufus	70	210		1500	200	50	4	2	3	2	4	12	24	639		195		500	100	50					34
Martain James	65	195		2500	80		3	1	1		1	20	15	310		130		200							35
Martain Catherine	70	110		2500		100	3	2	3		4		17	455		50		200							36
McKaly Sara	24	56		300	50		3		2		1	17	14	325		75		250	60						37
Hull James	45	35		1000	200	500	5	4	4		5	50	15	1545		245		500							38
Abernathy William	40			400	125		3	1	1		1		9	307		150		400	27						39
Ferman Thomas	12	28		600	15		1		1				4	108											40
	1604	3470		37760	3880	990	95	25	71	15	69	25	22	14540		3714	22	9170	1047	328			1565		

SCHEDULE 3.—Productions of Agriculture in Shawnee township, in the County of Cape Girardeau, in the Post Office: Pocahontas

Name of Agent, Owner, or Manager.	ACRES OF LAND.			PRESENT CASH VALUE.		Total amount of wages paid during the year, including value of board.	LIVE STOCK, JUNE 1, 1870.								PRODUCE DURING THE YEAR.								
	Improved.	UNIMPROVED.		Of farm.	Of farming implements and machinery.		Horses.	Mules and Asses.	Milk Cows.	Working Oxen.	Other Cattle.	Sheep.	Swine.	Value of all live stock.	WHEAT.		Rye.	Indian Corn.	Oats.	Barley.	Buckwheat.	Rice.	Tobacco.
		No.	Wood-land.												Other unimproved.	Dolls.							
1	2	3	4	5	6	7	8	9	10	11	12	13	14	15	16	17	18	19	20	21	22	23	24
Ingram Charles	25	15		400				1						25		2		400	250				
Trabon George	40	46		80		350	1		1					100									
Ude Augustus	4			1500		350	2		1			4		150									
Buck John	1			45			1						1	35									
Yancy John	20	35		1200	100		1	1	1				15	225		125		300	200				
Bendel Barbara	25	15		900	200		3	1	2		2		12	175			150		200				
Norgel Alexander	5			50					1					50									
Piderman Richard	7			10			1		1				4	92		160							
Sturtevant John	40	90		1800	150	250	7		2		4		1	575		200		350	100	260			
Hinkle Levi	90	400		3000	200		8		4		4	30	18	850		60		300	150	130			
Hinkle Marvin	25	20		800	10		3		1					290		212		200	50	80			
Kanech Andrew	100	420		3900	150	200	10	2	5		5	25	18	1056		252		400	200	300			
Glass Dennis	110	240		3000	50	50	3		2		3	5	20	310		180		200	100	190			
Scholl Tobias	25	35		800	50	50	3		2		2		4	420		180		100	80				
Koch Gottfried	50	235		2500	50		6		3		2	8	18	410		65		40	200	80			
Puce Stuart	50	50		1300	50		2						60	60		60		100					25
Blodpeter Philip	40	160		2700	150		2		1			3	9	136				100	50				
Mitchel Margaret	10	20		400			1		1		1	3		135		100							
Blodpeter Leonard	20	40		600		50	3		1		1	7	12	275		340		300	70				
Wilson Richard	100	190		2000	250	100	7		2		4	9	20	450		150		600	150				
McVay Oziel	170	950		18000	50		4		3		2		20	475				400	100	190			
Scholl Constant	20	40		600			1		1				2	85		180							
Cotner Alfred	60	25		1100	50	50	2	1	2		2	10	11	232		150		400	100				
Wilson Thomas	70	200		2000	150	150	5	1	3		4	25	13	650				600	200				
Henderson Robert	7			70	10	200	1	1			1		1	140									
Hancil Margaret	45	85		2000		40	4		2		2	14	13	390		225		250	100				
Querry Anton	30	110		2000	75	20	4	2	3		1	35	12	550		185		250					
Knot John	70	65		2000	25	75	3	2	2		2	7	14	610		130		300	75	112			
Stephenson Alexander	25	75		2500	400	200	5	1	4		5	50	18	720		400	28	1300	400				
Linan John	5			50	50		1							40									
Bendel Barbara	20	20		800	50		3	1	3		1		9	235		100		300		200			
Murphy Joseph	10		5	100					2		1		8	65				100					
Bendel Mary	6			100	10				1		1	2	4	30									
Leah's Henry	14			100	15		2	1	2			3	6	125		110		50	50				
Henderson John	100	330		8000	350	100	4	2	4		8	5	40	1030		210		1000	300	400			
Stephenson William	45	230		2000	50	100	5		5		1	20	14	360		200		200	200	210			
Himring Joseph	60	70		1000	100	80	3	2	4		4	16	20	440		286		50	60				
Wunderlich Zucanes	30	50		600	25		4		2		1		8	240		88		25	20	40			
Chapfetter Joseph	40	100		600	150	50	1	4	3		1	20	20	480		225		100	100				
Robert Ernest	35	40		700	50		2		1		1		10	200		140		25					
	180	410	5	63500	3050	2400	122	22	79		44	297	400	400	4810	28	9890	3300	2429				25

SCHEDULE 3.—Productions of Agriculture in Shannon Township, in the County of Cape Girardeau, in the Post Office: Pocahontis

Name of Agent, Owner, or Manager.	ACRES OF LAND.			PRESENT CASH VALUE.		Total amount of wages paid during the year, including value of board.	LIVE STOCK, JUNE 1, 1870.								PRODUCE DURING THE YEAR.									
	Improved.	UNIMPROVED.		Of farm.	Of farming implements and machinery.		Horses.	Mules and Asses.	Milk Cows.	Working Oxen.	Other Cattle.	Sheep.	Swine.	Value of all live stock.	WHEAT.		Rye.	Indian Corn.	Oats.	Barley.	Buckwheat.	Rice.	Tobacco.	
		Wood-land.	Other unimproved.												Spring.	Winter.								
		No.	No.												Bush.	Bush.								
1	2	3	4	5	6	7	8	9	10	11	12	13	14	15	16	17	18	19	20	21	22	23	24	
Sittinghouse, Andrew	55	105		1000		75	1	4	2		2	18	10	410		214		300	150	10				
App. Miles	3			100				1	1					140										
Medlock John	14	104		1000	25		1		2	1	6	7	185				300						50	
Witcher John	5			1000			1		2	1			95	220										
Reed Milton	2			800			2		1					113	30		200	150						
Roman Benjamin	10			150						1				15										
Ahernathy Uria	21	11		400	25	70	1		1				8	145		75		125						
Buckhammon James	3			500						1				25										
Ahernathy Aaron	50	62		2500	800	150	1	2	1		1		12	870		125		200	50					
Thompson James	5			450					1				5	30										
Larry Robert	40	110		1400					1				3	35										
Whitaker William	15			200			3						9	120				100						
Torrence George	50	150		2200	100		2		2	2	14	20	230		180		100							
Torrence Levi	45	50		500	100		2	1	1	2		2	370		227		100							
Hoop Robert	100	140		2500		190	4	2	2	2	15	12	440		428		200	100						
Hoop Thomas	20			400			2	2	1				380											
Johnson James	40			600	15		3					4	7	275		44		50						
McNulty John	40	160		2000	150		4		1	2	18	20	375		270		150	25						
Howen Richard	50	115		1200	50		4		1			20	11	275		144		250						
Whottoner Martin	30	40		400	10		2		2	2			220											
Adams John	60	120		1400	100		2	1	2	2	11	14	400		180		350	75	80					
Griffin Michael	40	71		1200	120	50	4		3	6	7	19	450		125		200		175				25	
Lutz Thomas	40	62		700	100	25	2		4			24	11	325		110		200	50					
Ahernathy John	35			800		25	3	2	3			18	10	565		200		100	50					
Watter Edward	25	600		4500	200	1000	7	5	3	12	28	20	1225		770		800	100						
Dempsey Daniel	20			400	50		2		1	2	2	8	235		28		200						50	
Trickey Monroe	12			150	10		2		1	1	1		125				300							
Harris John	50	25		1200	25		2		2			12	20	275		130		200	10					
Trickey Thomas	65			400	50	25	2	1	2	2	5	12	20	675				900						
Grammer Eliza	60	320		1500	15	20	4		2	2	3	11	10	480		125		200	25					
Franko Thomas	130	390		2500	100	100	2	3	2	2	8	25	22	740		150		500	150				300	
Knight Percilla	18			145			1		1					25				150						
Wammerton Jacob	20			300			1							100				100						
Reed William	20			250	25		1		1	2			9	100		30		100					500	
Ogden Gray	10			110	10		1						8	75				100					50	
Torrie William	20	40		400	15		4		1	4	2	12	14	200				1700	35					
Newberry Eliza	30			300					2				1	15										
Watkins Louis	15	25		400	10		2		2			7	2	125		20		100						
Chambers John	22			125					2	2			1	80										
Dickens John	40			400			3		2			15	7	300				1500	50					
		1560	2607	35635	2105	1077	78	24	59	14	52	375	374					9975	1020	235			975	

State of _____, enumerated by me on the _____ day of _____, 1870.

A B Caswell, Ass't Marshal.

YEAR ENDING JUNE 1, 1870.

1	25	26	27	POTATOES.		30	31	32	DAIRY PRODUCTS.			SEED.			SUGAR.					DEES.		49	50	51	52	TOTAL VALUE.					
				Irish.	Sweet.				Butter.	Cheese.*	Milk sold.	Hay.	Clover.	Grass.	Hops.	Hemp.	Flax.	Flax-seed.	Silk cocoons.	Maple.	Cane.						Molasses.	Wax.	Honey.		
																														Orchard products.	Wine.
		45		20	2	25			52								18						25	125	700	1					
		10		25					104								18						10	72	289	2					
																										350	3				
																											4				
				12					52													36		50	250	5					
																											6				
																											7				
																									64	226	8				
						100			52			8											40	8	5	114	557	9			
																											10				
																											11				
																									24	75	12				
		30				150			25			1												16	80	550	13				
				5		20			54			1													80	452	14				
		36		10		57			40			2												8	154	602	15				
																											16				
		12		5	8				10															25	48	175	17				
		25		4		12			104			2												10	45	516	18				
						50						5											44		176	675	19				
																									130	130	20				
		25		7		30			52			2													130	750	21				
		15		50	6	50			52			8												80	80	850	22				
		35		13		80			114			1												20	80	500	23				
		40		6		20			104			2												40	100	510	24				
		35				50			300														100	25	300	1740	25				
		24							104																50	72	325	26			
				3																						54	210	27			
		30							50																15	250	600	28			
		24							25																20	1500	740	29			
		30				100			150															15	100	100	500	30			
		50	12	20	15	300			100			2											15	4	40	25	200	1216	31		
									52																	42	120	32			
									100																	6	70	140	33		
				40					125																	4	100	300	34		
																										50	92	35			
		20																								80	940	36			
																												37			
									40																		24	150	38		
																												39			
		50		40	30	150			225			12														58	60	80	1325	40	
		582	12	270	67	1187			2176			37														27	112	207	514	1457	15023

* This will include only such cheese as is made upon the farm. Milk sent to cheese factories will be regarded as milk sold off the farm.

SCHEDULE 3.—Productions of Agriculture in *Shapona Township*, in the County of *Cape Girardeau*, in the Post Office: *Pocahontas*

Name of Agent, Owner, or Manager.	ACRES OF LAND.			PRESENT CASH VALUE.		Total amount of wages paid during the year, including value of board.	LIVE STOCK, JUNE 1, 1870.								PRODUCE DURING THE YEAR.									
	Improved.	UNIMPROVED.		Of farm.	Of farming implements and machinery.		Horses.	Mules and Asses.	Milch Cows.	Working Oxen.	Other Cattle.	Sheep.	Swine.	Value of ALL live stock.	WHEAT.		Rye.	Indian Corn.	Oats.	Barley.	Buckwheat.	Rice.	Tobacco.	
		Wood-land.	Other unimproved.												Spring.	Winter.								
		No.	No.												Bush.	Bush.								
1	2	3	4	5	6	7	8	9	10	11	12	13	14	15	16	17	18	19	20	21	22	23	24	
Davis George	40	50		200	100	44	3		2	1	6	14	240		45		800	100						
Davis Munroe	100	120		1320	1320	11	2	1	1		6	6	255		375		400	112						
Davis Robert	20	60		800	200	57	3	2	1	1		10	470				300	100						
Caldwell Andrew	30	100		500	90	20	2		1	2	10	10	295		90		500	50						
McSaly George	41	40		800	100		5		1	2	8	11	396		200		300	100						
Kerr James	5			50	50		1		1	1		6	190											
Timpelton Clem	5	45		800	50		1	2	1	1		11	295		140		100							
Timpelton Onie	5	42		800	50		1	1	1	4	20	25	380		60		200							
Timpelton Robert	19	27		400	25			2	1			7	245		140		100	30						
Tant Andrew	14	50		660	25		1	1	1	1			135											
Caldwell David	40	47		2500	75		4	8	3	3	10	10	528		100		200	60						
Sawyer John	60	50		1500	200	30	6		2	4	25	17	700		175		300	150						
Brown Marcus	15			150	40		2		2		11	12	200											
Wells John	40	120		150	100		3		2	2	13	16	213		140		150	35						
Morton William	40	50		1500	100		3		2	1	20	11	370		180			85						
Wells Elizabeth	40	180		2500	80		4		2	2	19	21	311		130		200	50						
Matterson Robert	35	144		800	140		4	2	1	2	30	14	760		100		400	70						
Gorden John	30			300	45			2	1			14	250		90		100	90						
Gorden William	70			1000	50		2		1		5		235											
Quinn Blackburn	10			100	25					2			95											
Worth Morris	25	15		300	10	80	2		2	1		6	175				100						50	
Whitticker Hallie	40	160		2000	30	50	1	2	2	2	6	12	323		150		150	150						
Mortimer James	5	15		200	20			1	1			5	80		1		400							
Wells Alfred	25	55		400	25		1		1	1	12	6	185				150							
Phillips William	20			200	5					2	7	6	63				150	30						
Babner Roda	12			120	10		1		1	1	7	7	151				100							
Ruff John	75	100		2000	200	50	10		2	1	27	30	790		580		400	150						
Querry Henderson	30	20		700	10	42	3		2		25	20	320		200		300	40						
Ruff Benjamin	25	45		400	100	80		2	1			17	380		75		400	75	150					
Mayer Albert	25	15		800	400		2		1		4	11	137		85		100	150						
Pinkston Charles	35	35		300	10		1		1		2	15	140				150						10	
Bridgeman William	150	110		1500	40		2		7		20	12	275		40		100						400	
Miller Franklin	35	55		800	50	10	3		3	8		5	400				180	100						
Dutz Joseph	30	80		600	50		3		2	2	6	12	265		100		125							
Masterson Margaret	11	34		200					1			1	25											
Striner Mathias	40	52		300	100		2		2	2	4	8	190		50		50	15						
McPherson Robert	100	40		2000	100		3	2	1	2	4	7	360		90		350	60					70	
Baldridge John	145	125		3500	200	500	3	5	5	2	6	50	975		300		300	100						
Goodman Alfred	14	4		180	10					1			10		90		100	50						
Martins William	10			100			2						10											
				1500	2147	3290	4817	960	56	28	56	8	50	227	440	3574	6925	1888	150				470	

SCHEDULE 3.—Productions of Agriculture in Welch Township, in the County of Cape Girardeau, in the Post Office: Allenville

Name of Agent, Owner, or Manager.	ACRES OF LAND.			PRESENT CASH VALUE.		Total amount of wages paid during the year, including value of board.	LIVE STOCK, JUNE 1, 1870.								PRODUCE DURING THE YEAR.								
	Improved.	UNIMPROVED.		Of farm.	Of farming implements and machinery.		Horses.	Mules and Asses.	Milk Cows.	Working Oxen.	Other Cattle.	Sheep.	Swine.	Value of ALL live stock.	WHEAT.			Indian Corn.	Oats.	Barley.	Duckwheat.	Rice.	Tobacco.
		Wood-land.	Other unimproved.												Dolls.	Dolls.	No.						
1	2	3	4	5	6	7	8	9	10	11	12	13	14	15	16	17	18	19	20	21	22	23	24
1	Vangilder James	15	125	840	840	100		1		2			9	90				450					360
2	Russels Joseph	16	324	1944	1944	50			1	2	3		8	150				450					600
3	Russels Dudley	9	71		480					2	1		8	150									450
4	Rose Mary Jane	10	95		650	45		2	1	2		1	6	14	450			75					150
5	Lovelace Manuel	30	50		400	500		3		2		2		12	250		50	100					3000
6	Scott Preston	30	50		700	50		6		2	2	2	28	25	400			400					300
7	Pierce Augustus		200		600					1	4	1			150								
8	Sipe John	8	32		520							5	3	2	30								
9	Snider Samuel	30	139		1200	100		2		3		2		30	350		300	300	240				50
10	Keaneck Robert	20	20		500	50		3		1	2	1		16	300			150					
11	Markel Jacob	30	130		1280						4				120								
12	McNelly Samuel	40	860		8000	200		4		2		1		8	250								
13	Totly Margaret	20	60		600	30		1		1		1		12	125			250					
14	Moore Jephtha	30	150		1000	50		4		3	2	6	10	30	450		40	700					
15	Philips James R	12	28		250	50		2		2				12	175			240					1000
16	Cartwright Peter	8	51		500	40		1		2	2	1		15	150			75	30				1000
17	Proffer Andrew J	50	210		2000	50		1		3	2	6		20	110			100	25				
18	Comstock James	2	28		60			1		2	2	1		13	100			250					
19	Stovall George L	24	56		800	60	75	4		3	2	3		30	250		91	250	30				
20	Erwin James A	14	66		400			2		1		1	9	20	150		105	100					
21	McBarley Moses	35	45		320	25		2		1	2	4	4	10	200			400	10				30
22	Monet George	25	54	5	600	60	300	3		2	2	1	4	30	450			350					
23	Bosley Levi J	9	31		600	40		4	3	6	2	12	3	7	1000			75					
24	Hollins Aaron	33	107	4	1200	50	200	1		2	2	2		20	240		52	200	80	8			
25	Waddle Jacob	18	122		1400	10	150	4	1	1				30	200			400	40				
26	Bolton Sara J	20	178		1600	10		4		1				11	110			50					
27	Telbringer Henry	16	24		320		25	2		2		2	1	6	150		90	200	45				
28	Boy Jackson	24	66		1900	50	50	1		1		2		35	250		110	250	50				
29	Carruthers James	35	665		4500	50		6	2	5	2	8	12	40	700			300	25				
30	Rhodes William H	16	64		800	30	15	1		1			6	10	200			150					
31	Holt William	25	95		600	25		3		1		1	6	10	150		185	100	20				
32	Mathews Thomas	15	120		1600	50	50	2		1	2	1	11	9	300		20	200					15
33	Daniels David	24	76		1000	75	75	2		2		4		15	250		150	400	25				
34	Clark James H	10	50		2180																		
35	Baker William B	3	77		1200																		
36	Mathews John	13	107		800	10	30	1		1				9	100			125					
37	Tidwell James	22	138		960	200	25	4		3		8	25	60	450			200					
38	Balyeau William		40		350		25	3		2					200								
39	Hilly Charles	20	60		500	20	40	1	1	2	2	5	13	45	250			225					100
40	Bargle James	12	68		500	15		2		1		1	3	16	150			250					15

7754950 9428742090 1085 80 9 66 42 89 144 9850 7193 7765 620 8 5620
 51 11 12 13 14 15 16 17 18 19 20 21 22 23 24

SCHEDULE 3.—Productions of Agriculture in Welch Township, in the County of Cape Girardeau, in the Post Office: Allenview



1	ACRES OF LAND.			PRESENT CASH VALUE.			LIVE STOCK, JUNE 1, 1870.								PRODUCE DURING THE																			
	Improved.	UNIMPROVED.		Of farm.	Of farming imple-ments and ma-chinery.	Total amount of wages paid during the year, in-cluding value of board.	Horses.	Mules and Asses.	Milch Cows.	Working Oxen.	Other Cattle.	Sheep.	Swine.	Value of All live stock.	WHEAT.		Rye.	Indian Corn.	Oats.	Barley.	Buckwheat.	Rice.	Tobacco.											
		Wood-land.	Other unim-proved.												Dolls.	Dolls.								Dolls.	No.	No.	No.	No.	No.	No.	No.	Dolls.	Spring.	Winter.
		No.	No.												No.	Dolls.								Dolls.	Dolls.	No.	No.	No.	No.	No.	No.	No.	Dolls.	Bush.
2	3	4	5	6	7	8	9	10	11	12	13	14	15	16	17	18	19	20	21	22	23	24												
1	<i>Henson Reuben</i>	35	74		714	30	30	2		2		4		45	300		75		250					595										
2	<i>Linscum Charles</i>	14	46		360			1		2		1	3	13	100																			
3	<i>Leggit George</i>	27	75		600	30		5	2	3		3		24	500																			
4	<i>Wray Eli B</i>	6	103		650	50		1		1	2	1			150				150					100										
5	<i>Shirkhart Emily</i>	15	75		540			1		1		1	6	13	160				200					100										
6	<i>Mr. Farland John</i>	6	36		280	15	30	1		1	2	1		6	160				20					75										
7	<i>Gibbs Charles W</i>	26	125		2000	10		1		3	2	2	6	18	280		53		225					150										
8	<i>Danzon John Mary</i>							3		2		2	10	9	245																			
9																																		
10																																		
11																																		
12																																		
13																																		
14																																		
15																																		
16																																		
17																																		
18																																		
19																																		
20																																		
21																																		
22																																		
23																																		
24																																		
25																																		
26																																		
27																																		
28																																		
29																																		
30																																		
31																																		
32																																		
33																																		
34																																		
35																																		
36																																		
37																																		
38																																		
39																																		
40																																		
								12	2	13	6	13	10	119																				
								60	15	2	15	6	15	25	128	1650																		
																	128			845				1020										

SCHEDULE 3.—Productions of Agriculture in White Water Township, in the County of Cape Girardeau, in the
 Post Office: Millersville

1	ACRES OF LAND.			PRESENT CASH VALUE.		7	LIVE STOCK, JUNE 1, 1870.								PRODUCE DURING THE YEAR.									
	Improved.	UNIMPROVED.		Of farm.	Of farming implements and machinery.		Total amount of wages paid during the year, including value of board.	Horses.	Mules and Asses.	Milk Cows.	Working Oxen.	Other Cattle.	Sheep.	Swine.	Value of all live stock.	WHEAT.		Indian Corn.	Oats.	Barley.	Buckwheat.	Rice.	Tobacco.	
		No.	Wood-land.													Other unimproved.	Dolls.							Dolls.
2	3	4	5	6	7	8	9	10	11	12	13	14	15	16	17	18	19	20	21	22	23	24		
1	Niswanger John	65	110		1000	50		3	3		4	11	80	140		40		300	75				40	
2	Niswanger Emma	80	60		2000	50		4	2	2	1	14	15	500		120	14	500	60				30	
3	Waltz John	17	29		1160	25			2	2		2	14	15	395			50						
4	Wicker Margaret	12			120	15			1	2		2	2	10	200			50						
5	Wicker Amicus	40	80		1000			1		3		1	11	3	190									
6	Waltz Daniel	100	200		1000	25		3	1	2		3	20	25	475		210		400	150				
7	Turner Charles	60	260		2000	150	10	2		2		1	6	20	335			200	40				200	
8	Baker Frank	100	450		6000	250	150	2	2	2		5		35	370		240		500	50				
9	Starns Charles	100	55		2450	75	75	6		2		3	15	20	670		310		200	100				
10	Starns Nathaniel	30	105		1750	75	75	4		2		2	5	20	440		310		200	100				
11	Kimber Elson	160	300		4000	300	50	6	2	3		4	9	50	970		175		600	60				
12	Woven Robert	25	70		2000	50	26	2		2		4	19	10	330		105		200					
13	Sweet Owen	45	64		1500	25		4		2				20	410				250				1400	
14	Miller John B.	60	60		1000	125	75	3		1		3	12	12	400		60		150					
15	Probst John W.	30			300	10		2		1		1		2	140		150		250	75				
16	Keiser James		80		300																			
17	Turner George D.	50	30		400			2	2	2		2	2	25	335									
18	Miller Henry H.	60	55		2500	60		3		2		5	10	25	455		140		250	110				
19	Walford John	85	35		450	40		4		1		2		11	310		139		70	160				
20	Landfer Henry B.	110	45		2000	250	100	5	1	2		2		20	430									
21	Baylis William	50	250		1500	55		1	1	1	2	1		9	240									
22	Stemathz Males	15	10		150	50						2			50									
23	Turner Mathew F.	20			200	15		1		1				7	120				150	140			125	
24	Davidson George	33			930	100		4		1				20	385		100		300					
25	Snider George W.	200	100		6000	200	150	2		3	2	3	12	80	640		120							
26	Miller Francis	75	25		1500	100		5		1		4		12	390		255		1000	160				
27	Landfer Felix	30			350	100		1	1	2				15	235				500	300				
28	Steele Henry F.	40	40		1200	25		1		1		1	4	20	175		102		300	120			25	
29	Hank James B.	110	65		3500	300	150	4		3		1	14	25	665		100		500	100				
30	Waller John	55	25		2000	175	160	3	1	1		1		22	500		139		400					
31	Wood Lucy	45			450	40		2		1			15	15	275		100		150	40			400	
32	Page William	20			200	10		2					5	30	300				300	40				
33	Miller James B.	60	90		1500	225	75	4						20	300		300		300	50				
34	Day James	105			2300	200	75	3						12	325		185							
35	Howard Sara	270			5500			4		2				7	150	400			600	400				
36	Chippard Andrew	160	240	20	6000	200	250	1	2					14	345		155		100	20			100	
37	Ward James D.	50			500	25		2		2		1	9	12	300		160		300	240				
38	Snider Barnet	12			120	10		1		1				15	14	190			200	20				
39	Barr Joseph	50	70		1800	100		4		1		1	10	15	490		120		200	100			30	
40	Ford James	40	17		800	25		3		2		2	14	18	485		50		200	75			30	
		2690	3288	20	70200	3470	1441	100	17	67	8	62	267	706	14575		3925	14	9920	2575	1400			2410

State of Missouri, enumerated by me on the 24th day of July, 1870.

A B Carrall, Ass't Marshal.

YEAR ENDING JUNE 1, 1870.																									TOTAL VALUE.				
Cotton.	Wool.	Peas and Beans.	POTATOES.		Orchard products.	Wine.	Produce of Market Gardens.	DAIRY PRODUCTS.			SEED.			Hops.	Hemp.	Flax.	Flax-seed.	Silk cocoons.	SUGAR.		Molasses.	BEES.		Forest products.	Value of Home Manufactures.	Value of animals slaughtered or sold for slaughter.	Estimated value of stock, including betterments and additions to stock.		
			Irish.	Sweet.				Butter.	Cheese.*	Milk sold.	Hay.	Clover.	Grass.						Maple.	Cane.		Wax.	Honey.					Dolls.	
Bales (450 lbs.)	Lbs.	Bush.	Bush.	Bush.	Dolls.	Gallons.	Dolls.	Lbs.	Lbs.	Gallons.	Tons.	Bush.	Bush.	Lbs.	Tons.	Lbs.	Bush.	Lbs.	Lbs.	Hths. (1,000 lbs.)	Gallons.	Lbs.	Lbs.	Dolls.	Dolls.	Dolls.	Dolls.		
25	26	27	28	29	30	31	32	33	34	35	36	37	38	39	40	41	42	43	44	45	46	47	48	49	50	51	52		
	25		5		25			100			2								100	16				40	210	769	1		
	25		20		75			50			3										40			45	110	940	2		
	15		25	10															45	3 40				25	50	175	3		
	10		12	5				50											45	3 45				5	90	180	4		
	15		5	5	5			50																5	50	105	5		
	38		10	15				50																35	210	990	6		
	20		6	10				25																			325	7	
			15		25			100			2														80	1200	8		
	23		7	5	2						4													86	150	800	9		
	10		8	5	2			50			4														135	900	10		
	16		10		30			100			8													40	20	155	1150	11	
																									50	165	500	12	
	25		5								2														25	00	1075	13	
			5					200			2														18	95	400	14	
	20							50			2													50	100	550	15		
																												00	16
	20		15		25			50																	30	170	660	18	
																										60	350	19	
			15					25			2															200	400	20	
			20	20				50																		140	200	21	
			15	10				150																	25	100	220	22	
			10	10	10			50																		90	450	23	
	20	1	70		100			200			10														30	680	1300	24	
					15			100			5															150	450	25	
		5	20					200																	25	200	1550	26	
	13							50																		20	80	800	27
	30							200			2														20	20	1150	28	
			15	5				200			1															100	850	29	
	20		10	15				25																	20	25	800	30	
	10		12																							100	520	31	
																										50	650	32	
																												575	33
																												185	34
	30			20				150			8															120	970	35	
			3								4															210	650	36	
	15		14		50			150																		50	80	810	37
	25				15			50																				275	38
	20				10			150																		30	20	640	39
	15		15	15	25			50			12															25	10	800	40
	476		6	30	150	414		2675			68									190				98	400	515	5010	25464	

* This will include only such cheese as is made upon the farm. Milk sent to cheese factories will be regarded as milk sold off the farm.

SCHEDULE 3.—Productions of Agriculture in White Water Township, in the County of Cape Girardeau, in the Post Office: Millersville

1	ACRES OF LAND.			PRESENT CASH VALUR.		7	LIVE STOCK, JUNE 1, 1870.								PRODUCE DURING THE											
	Improved.	UNIMPROVED.		Of farm.	Of farming implements and machinery.		Horses.	Mules and Asses.	Milch Cows.	Working Oxen.	Other Cattle.	Sheep.	Swine.	Value of All Live Stock.	WHEAT.		Rye.	Indian Corn.	Oats.	Barley.	Buckwheat.	Rice.	Tobacco.			
		No.	Wood-land.												Other unimproved.	Dolls.								Dolls.	No.	No.
2	3	4	5	6	7	8	9	10	11	12	13	14	15	16	17	18	19	20	21	22	23	24				
Haupt Charles	20	20		800	25		1	1	2			5	265			5	20	20								
Olisonger William	20	25		500					1				4	35												
Haupt Christian	50	145		1200	50		1	2	2	1	6	16	400	150			200	150								
Haupt John	60	20		1400	25		2		1	1	2	6	230													
Friedricks William	20			200					1	1			30													
Walker James	30			300	10			2	2	1	6	14	250	119			725	125								
Walker Allen	6			60	10		1						10	100			100						10			
Ward Lewis	18			150	25		1	1					150													
Walker William	14			170	15		2		1	1		20	260	80			700	100								
Schuttie Fritz	50	72		2200	95		2		2	1	10	12	320	125			150	160								
Valentine James	20			200	40		2	1					200													
Will James W	25	25		1000	50		1		2		2	6	150	80			300	100								
Swoft Thomas	100	130		5250	400	100	3	3	1	2	14	40	780	270			150	240								
Davis John W	100	107		3725	100	25	5	3	2	8	49	25	820	300			200	20								
Snider Martha	70	57		2000	100	50	2	4	2	2	30	25	825	300			100	50								
Willson James D	15			200	60		2	1		1	7	9	300	35			200	75								
Steel Sammie	30	60		180	100		2		1			15	245	25			50									
Talley Jesse R	40	65		2450	125	200	4	3	2	8		6	750	61	20		300	60								
Dalton Jonathan	175	55		1500	50		4	2	3	2	12	20	760	100			250	100								
Ford Nancy K	3			100					1				2	30												
Snider Julius	4	12		500	150		2		2	4	3		12	450	35		500	200								
Paarl John	30	45		100	100		4		4			15	6	450	100		300	80								
Chapman John	21			315	15			1	1			30	10	185			200	20								
Roberts Eli	55	45		2000	75		1		1	2	2	18	15	315	90		200									
Ramsy Albert	100	147		4000	300	50	3	7	4	8	30	25	840	600		1000		150								
Wendricks Jesse	60	40		2500	75		6	2	2	3	30	20	840	120		800	150									
Peterman William	150	150		3000	200	150	3	4	5	2	4	25	20	660	400		350	300								
Wilkinson Jacob	22			220	10		2		1				55	200			180	145								
Wilkinson Sara	80	230		3000	100		4	6	2	5	40	13	1020	200		600	150									
Wilkinson Nathan	80	220		3000	100		2		2			30	12	350	100		300									
Thomas Francis	24			240	80		2		1				250													
Moore James	6	16		250									12	50												
Howard John W	12	148		3000	50		2	1	1	1	10	8	280	100		150	75									
Cowen David R	50	83		2600	200		5	2	3	1		25	545	102		200	100									
Massy William	50			500																						
Davenport Aaron	17			120	50		3	3	1	1		13	670													
Talley Charles	30	70		3000	100	50	2		1	2		8	260	40		175							50			
Miller Eli	70	105		3000	125	100	4	2	3	4	1	14	18	785	290		300	150								
Tankersby Levi W	3	13		160	20				1	2	1		80			40										
McGlasson Morris	65	98		3000	100	10	6		2			38	665	160		500	200									
	1798	2224		5500	3210	785	84	51	63	14	51	354	545	4025	25	8500	2800	150						60		

1870

SCHEDULE 3.—Productions of Agriculture in White Water Township, in the County of Cape Girardeau, in the Post Office: Millersville

Name of Agent, Owner, or Manager.	ACRES OF LAND.			PRESENT CASH VALUE.		Total amount of wages paid during the year, including value of board.	LIVE STOCK, JUNE 1, 1870.								PRODUCE DURING THE YEAR.								
	Improved.	UNIMPROVED.		Of farm.	Of farming implements and machinery.		Horses.	Mules and Asses.	Milk Cows.	Working Oxen.	Other Cattle.	Sheep.	Swine.	Value of ALL live stock.	WHEAT.		Rye.	Indian Corn.	Oats.	Barley.	Buckwheat.	Rice.	Tobacco.
		Wood-land.	Other unimproved.												Dolls.	Dolls.							
1	2	3	4	5	6	7	8	9	10	11	12	13	14	15	16	17	18	19	20	21	22	23	24
1. <i>Atchison Louisa</i>	90	100		2000	200	10	3	2	2		2	14	14	620		117		300	200				
2. <i>Knott Ann</i>	40	140		3000	15		2	1	8		3	16	14	985		40		125					
3. <i>Rodes Jacob</i>	21			210	100		4		1		1	6		345				200	40				
4. <i>Mabery Phillip</i>	50	70		2000	75		4		2		1	11	25	450		71							
5. <i>Slinkhard Phibe</i>	42			420			8	2	1		2	13	15	520									
6. <i>Slinkhard William</i>	42			420	75		2		1		4			225		280		400	100				
7. <i>Wortzinger Ferdinand</i>	70	155		2500	75		4	2	2		4	12	30	700		150		600	250				
8. <i>Hall Amanda</i>	30	50		500	25		3		2		3	8	9	325				200	80				
9. <i>Bennah August</i>	35	35		700	100		3	1	2		4	7	9	420		100		70	20				
10. <i>Bennah Frederick</i>	45	125		1000	100		4	1	8		1	12	12	440		173		400	100				
11. <i>Morrison Thomas</i>	40	140		1800	100	40	5	4	8		8	40	25	995		234		800	150				
12. <i>Allen Thomas</i>	60	140		1000	300	100	3	2	2		3	20	25	685		160		400	50				
13. <i>Proffer John</i>	26			260	100		5		3	2	1	10	16	700		101		300	200				
14. <i>Scaggs William</i>	5			50					1				1	25									
15. <i>Proffer William</i>	20	130		800	10		2	2	8		3	5	10	610		69		60					
16. <i>Link John</i>	50	60		1500	25		2		2	2	2	10	15	400		123		100					
17. <i>Winters Andrew</i>		80		1000	10		2		1				8	225		40							
18. <i>Deck Jacob</i>	45	125		1600	140	25	2				7		25	325		130		300				25	
19. <i>Proffer John</i>	35	430		3000	100		3	3	2	2	10	15	20	910		150		700	225				
20. <i>Slinkhard Elbie</i>	20			200			2	2			8	5	10	240									
21. <i>Mockler John</i>	40	52		1000	100	150	8		2		2	15	20	410		200		100	200				
22. <i>Lewis James</i>	12	28		540	75		3		2				14	340		90		100				25	
23. <i>Miller Newton</i>	100	107		3000	100	75	4	2	8		3	19	30	720		244		800	45				
24. <i>Miller Andrew</i>	70	170		3000	100	40	2	2	1		9	20	18	600		203		600	125				
25. <i>Fendricks John</i>	40	80		650	50		3		1			10	20	350				250					
26. <i>Morgan William</i>	75	80		1600	75	50	4		1				12	335		50		150	200				
27. <i>Fucker James</i>	41	45		600	65	35	4	2	1		2	7	10	600				300	200				
28. <i>Miller Sara</i>	100	160		5200	100	75	6		3		4	28	50	800		238		900	240				
29. <i>Dutton Eliza</i>	50			500	20		2		4	4	3	23	25	500		200	9	500	50				
30. <i>Green John</i>	80	67		2000	100		8	3	5		2	23	30	655		144		350	100				
31. <i>Reynolds James</i>	30	90		1600	100	25	3	2	3		4	5	20	680		38		400	28				
32. <i>Reynolds Fernell</i>	12	28		500	150		2		2			7	15	280				300					
33. <i>Miller James</i>	100	300		5000	200	100	7	1	2		8		40	720		600		350	100				
34. <i>Miller George</i>	100	130		4600	700	200	7	1	4		9		55	950		582		800	200				
35. <i>Witty Henry</i>	25			500	30		2		1			8	16	300		75		130	50				
36. <i>Barney Isaac</i>	50	125		8000	100	75	5		1		3	12	19	520									
37. <i>Witty Daniel</i>	85	45		3000	25	20	2		2		1		30	350		128		600					
38. <i>Turner Franklin</i>	30	50		1500	15		2		2		2	4	19	310				200					
39. <i>Greer John</i>	35			350	10				1				18	75									
40. <i>Legitt Washington</i>	20	20		300	10		2		1				15	230				200					
	1911	3867		66700	3075	1020	124	30	78	10	112	385	758	19280		4690	9	10985	2958				50

State of Missouri, enumerated by me on the 27th day of July, 1870.


A B Cassell, Ass't Marshal.

YEAR ENDING JUNE 1, 1870.

Cotton.	Wool.	Peas and Beans.	POTATOES.		Orchard products.	Wine.	Produce of Market Gardens.	DAIRY PRODUCTS.				SEED.				SUGAR.			BEES.		Forest products.	Value of Home Manufactures.	Value of animals at close of year sold for slaughter.	TOTAL VALUE.								
			Irish.	Sweet.				Butter.	Cheese.*	Milk sold.	Hay.	Clover.	Grass.	Hops.	Temp.	Flax.	Flax-seed.	Silk cocoons.	Maple.	Cane.					Molasses.	Wax.	Honey.	Dolls.				
Bales (450 lbs.)	Lbs.	Bush.	Bush.	Bush.	Dolls.	Gallons.	Dolls.	Lbs.	Lbs.	Gallons.	Tons.	Bush.	Bush.	Lbs.	Tons.	Lbs.	Bush.	Lbs.	Hds. (1,000 lbs.)	Gallons.	Lbs.	Lbs.	Dolls.	Dolls.	Dolls.	Dolls.						
25	26	27	28	29	30	31	32	33	34	35	36	37	38	39	40	41	42	43	44	45	46	47	48	49	50	51	52					
1	20				25			150																45	370	840	1*					
2	33		13		25			150											30	435				40	140	440	2					
3			8		5			150											30	480				5	30	410	3					
4	15		20								2												7		100	230	4					
5	26		6					50																	40		80	5				
6											2															140	800	6				
7	30		15		30			150			8				10					20		5	125	60	180	1180	7					
8	18		5					25																		60	300	8				
9	10		10		25			50			2															30	280	9				
10	15		25		25			150			2														10	130	725	10				
11	40		15		40			150			8									35		20			270	1140	11					
12	20		20					50			2									16						100	690	12				
13	22		20	22				150												35		50			40	100	775	13				
14																											00	14				
15	18		8					50			1									8					20	70	260	15				
16	20		12	10	5			150															5			85	360	16				
17																											40	17				
18			80					100			1								50				10	100	160	740	18					
19	28		20	10	45			150			5												25	75	120	1270	19					
20																											60	20				
21	15		5					25																		10	40	505	21			
22			6	5																						120	595	22				
23	30		14	10	50			150			2														30	225	1100	23				
24	40		12	20	20			50			6														30	120	1110	24				
25	20																									150	335	25				
26											2																290	26				
27	10		6					75																		10	80	460	27			
28	80				50			150			4															150	1505	28				
29					15			50																		15	110	810	29			
30	45		10		10						1															160	740	30				
31	10		10																							15	10	60	480	31		
32	10		20	5				25			2															10	10	110	440	32		
33			10					100			8																110	1130	33			
34			5	8	20			150			5															50	50	120	1580	34		
35	13		5	6				25																			18	700	880	35		
36	12		10		50			25																			125	210	36			
37								50			1																100	740	37			
38	10		12					45																			15	90	300	38		
39																													00	39		
40			5					10																			10	40	240	40		
	575		417	111	475			2635			54				10				110							270	1000	5380	180	518	2400	2400

* This will include only such cheese as is made upon the farm. Milk sent to cheese factories will be regarded as milk sold off the farm.

SCHEDULE 3.—Productions of Agriculture in Whitewater Township, in the County of Cape Girardeau, in the Post Office: Millersville



Name of Agent, Owner, or Manager.	ACRES OF LAND.			PRESENT CASH VALUE.		Total amount of wages paid during the year, including value of board.	LIVE STOCK, JUNE 1, 1870.								PRODUCE DURING THE YEAR.									
	Improved.	UNIMPROVED.		Of farm.	Of farming implements and machinery.		Horses.	Mules and Asses.	Milk Cows.	Working Oxen.	Other Cattle.	Sheep.	Swine.	Value of all live stock.	WHEAT.		Rye.	Indian Corn.	Oats.	Barley.	Buckwheat.	Rice.	Tobacco.	
		No.	Wood-land.												Other unimproved.	Dolls.								Dolls.
1	2	3	4	5	6	7	8	9	10	11	12	13	14	15	16	17	18	19	20	21	22	23	24	
Legitt John	95	45		500	50		2	1	2		5		30	375		120		200	120					
Welch Mary	50	106		2000	50		4	1	2		6	9	20	575		160		300	50					
Summers Ira	80	67		2000	100		1	2	1	2	2	15	20	481		900		500	971					
Wauk George	30	42		750	30		2	1	1		1	6	22	355		144		200						
Welch Eli	5	45		1000	100		2	1	1			11	17	320		50		100	40					
Crump Pinkney	45			450	60		3		2					350				300	100					
Stallman Henry	70	170		3000					1					25										
Brimington John	14			140	50		2		2		1		2	250										
Hause Hutson	15			150			2		2					100										
Sail Robert	40	36		800	50		2	1	2			8	12	325				175	40					
Lankston Wiram	12	28		250			1						4	110										
Bufford Anson		99		500	100	240	3	1	2		2		8	445				1600						
Strader John	30	8		200	15		1	1	1			6	8	225		30		250						
Strader William	6			120	25				1	2	2			100		26		100						
Shinkhard David	50	70		1500	250		4	3	3		2	18	16	665		30		350	200					
Kinder Alfred	45	115		1500	100		2	1	3		3	4	30	600		75		400	100					
Woodley Robert	40	41		400	15		1		2		2		9	160		50		200						
Henry John	45	25		600	100		2		3		3		20	325		75		500	100				600	
Kinder William	50	160		1000	50		2		2				10	280										
Bufford Wendel	120	247		10000	300	500	4		3		2	6	60	680		169		1000	100					
Shinkhard Allice	40	120		500	50		1		1		1	5	11	160										
Drumming George	80	50		1500	30		2		1		4	9	17	315		80		800						
Taylor Hiram	10			100								2	1	5										
Allen Andrew	22	50		400	10		1		2		2	8	10	205		41		300						
Summers Stephen	85	105		700	25		1		2	2	2	13	21	280				300	60				300	
Sully Murrel	15			150	15		1		1		2	14	15	180				150	75				30	
Bufford Windfield				180	5				2					20	160			100	25					
Strader Daniel	100	200		6000	200		1		3	2	3	25	25	975		150		900						
Strader Alexander	150	250		6500	225	200	3	5	3	4	5	25	25	1125		200		700						
Kinder John	65	10		4000	50		3		2		3	17	21	400				700	100				100	
Kinder Sara	22	25		400	50		2	1	2		4	5	12	350		100		600					50	
Shingine Smith	70	50		1000	100		3	2	1		2	9	18	425		75		400	100					
Wains John	5	35		150	15		2		1				5	240				100	30					
Wains John	60	100		600	25		3	1	2		5		35	425				200	50					
Shingine Smith	15	20		300					2		3		8	100				200					20	
Estes William	50	154		800	157	100	3		4	4	4	16	18	600		270		500						
Kinnison Charity	25	70		600	100		2		1			8	9	280		20		150	20					
Tucker James	35	45		800	60		4	2	2		2	6	10	610				200	60					
Mitchel Samuel	35	30		600	10				2		2	8	5	100		30		150						
Leonard Adaline	10	30		800									6	15				100						
				1644	2620	6084	2565	1040	78	24	69	18	75	251	580	13674	2815	10925	1740				1100	

State of Missouri, enumerated by me on the 29th day of July, 1870.
A B Cassell, Ass't Marshal.

YEAR ENDING JUNE 1, 1870.

1	2	3	POTATOES.		Orchard products.	Wine.	Produce of Market Gardens.	DAIRY PRODUCTS.			SEED.			SUGAR.			BEES.		Forest products.	Value of Home Manufactures.	Value of animals slaughtered for sale for slaughter.	TOTAL VALUE.	1					
			Irish.	Sweet.				Butter.	Cheese.*	Milk sold.	Hay.	Clover.	Grass.	Hops.	Hemp.	Flax.	Flax-seed.	Silk cocoons.						Maple.	Cane.	Molasses.	Wax.	Honey.
			60																			20	120	510	1			
	18		20	7	25			150															10	105	640	2		
	27		10					100							130		30/30			100			220	1370	3			
	10		15					50												15	15	100		420	4			
			6																				40	200	5			
								150															150	575	6			
	25		70					150															140	250	7			
																									195	8		
																									00	9		
																									140	10		
																									00	11		
			700	40				150													10	10	150	1895	12			
	17		8					25														15	50	385	13			
			15					25															50	195	14			
	30		12	2				25			1											45	100	675	15			
	10		57	12	25			50							80								120	690	16			
			57	20				100															35	150	530	17		
			200	10				50																70	895	18		
																									00	19		
			80		200			100			2										20	50	250	1605	20			
	12		25	12	05						2												12	50	205	21		
	20		20	20				100															20	100	605	22		
	15		20	10																					80	23		
					42			250															40	100	525	24		
	30		20	25				60															60	70	550	25		
	6		21	50																			10	60	325	26		
			25					75																85	210	27		
	50		60	25							8												50	50	180	1050	28	
	50		40	100				30			8												100	75	250	1500	29	
	50		10					50																85	140	825	30	
	40		10	50				100																150	825	31		
	20		5	20				110															25	125	665	32		
			16					25																80	145	33		
			30					100																80	70	345	34	
			5	5				50			e												7	40	300	35		
	37		30					150																40	100	250	36	
	12		11	5	25																			55	50	310	37	
	9		8	10				30																20	60	300	38	
	16	1	12	10				100																25	100	355	39	
			8	5																					80	150	40	

510 1 1600 148 682 2885 19 100 546 80 20 285 125 614 35 21340 1340

* This will include only such cheese as is made upon the farm. Milk sent to cheese factories will be regarded as milk sold off the farm.

SCHEDULE 3.—Productions of Agriculture in White water Township, in the County of Cape Girardeau, in the Post Office: Millersville

Name of Agent, Owner, or Manager.	ACRES OF LAND.			PRESENT CASH VALUE.		Total amount of wages paid during the year, including value of board.	LIVE STOCK, JUNE 1, 1870.								PRODUCE DURING THE YEAR.									
	Improved.	UNIMPROVED.		Of farm.	Of farming implements and machinery.		Horses.	Mules and Asses.	Milch Cows.	Working Oxen.	Other Cattle.	Sheep.	Swine.	Value of all live stock.	WHEAT.		Rye.	Indian Corn.	Oats.	Barley.	Buckwheat.	Rice.	Tobacco.	
		No.	Wood-land.												Other unimproved.	Dolls.								Dolls.
1	2	3	4	5	6	7	8	9	10	11	12	13	14	15	16	17	18	19	20	21	22	23	24	
Smith James	16	24		400	10		1		1			3	14	150										
Gorbrough Rachel	42	80		700	15		2		1			20	15	145										
Waldwell James	80	35		1200	75		4		2	1	10	12		415			200							
Winters Daniel	50	30		1000	100		2		1		3		20	300		200	300							
Winters Andrew	25	55		1200	250			2	2		5		25	850		50		300	60					
McBrey George	14			140	10				2		2	15	5	160										
Huntson Edward	50	124		1200	75		3		2		6	15	40	725				400						
Auston John	8	5		500	20		1	1	2	3			9	245				200	60					
Summers Columbus	10			100					1			5	7	55				400						
Summers Perrion	35	40		1000	50				2	2	1	8	5	145		70		200						
Baker Peter	60	100		2000	100		3	1	2		3	13	15	555		100		250	50					
Waltz Levi	104	160		2500	300	75	3	2	4		4	30	30	740		400		400	100					
Propst William	70			100	30		2		1					200		25		30						
Huntson Elizabeth	75	235		4000	125	350	7	1	2		7	38	20	925		100		400	40					
Meyer Conrad	8	52		400	50			2	1		4		10	280		95	2	100	80					
Smith John	100	600		4000	50		5	2	3		8	15	30	970		90		1000	800					
Propst Jesse	25	135		1100	100		5	2	2		4	17	20	690		140		400	50					
Propst Daniel	30			200	20		1		1	2		12	3	135										
Wurtz Emanuel	60	240		2000	150	50	3	6	1		2	6	18	975		100		400	100					
Wurtz Jesse	200	600		8000	400	50	3	2	4		2	30	40	795		300		400	150					
Propst Mary	25	175		700	10		4		2		3	5	20	890				150	50					
Kesner Henry	5			50	10		2		1	2	1	2	13	270				80	50					
Propst Solomon	20			200	50		3		2		3	11	9	320				400						
Baker Columbus	9			100	20				1					25				300						
Waiswonger Peter	25	135		500	15		3		2		2	9	15	345		75		400	100					
Waiswonger Joseph	25			250	200				1	2	4	3		100				300	34					
Waiswonger Benn	125	45		700	25		1				3	5	18	200				125	50					
Baker David	15	25		100	75		3		1		1	5	15	225				500	40				100	
Waiswonger Peter	27						1		1	2	2	12	14	270		100		300						
Coster Jefferson	35	45		1500	100		4		1		5	15	15	525				300	200					
Living John	15	35		200	10		3		1				4	800				50						
Sutherland Joel	6			60			1						4	100		30		100						
Waiswonger Daniel	50	200		8000	125	15	1	3	3		1	5	15	520		100		200	100					
Branstatter Christian	240	20		800					1					25										
Lawrence James	18			180																				
Starns John	5			50					2			11	1	75				30						
Welford Frederick	12	28		200	10				1		1		8	45		100		200						
Welford John	35	85		1000	100		3		2		2	6	20	830		142		140	20					
Rehman Ernst	53	145		1800	100		2		1		7		25	400		214		200	125					
Muell John	65	60		1200	200		6	3	2		6	12	16	860		225		300	10					
	1588	3502		44350	2985	540	82	27	62	18	93	333	538	14300		2780	2	925	1789				100	

State of Missouri, enumerated by me on the 8th day of August, 1870.

A B Carroll, Ass't Marshal.

YEAR ENDING JUNE 1, 1870.

Cotton.	Wool.	Peas and Beans.	POTATOES.		Orchard products.	Wine.	Produce of Market Gardens.	DAIRY PRODUCTS.			SEED.			SUGAR.			BEES.		Forest products.	Value of Home Manufactures.	Value of animals slaughtered or sold for slaughter.	Estimated value of all farm production, including berries, additions to stock.									
			Irish.	Sweet.				Butter.	Cheese.*	Milk sold.	Hay.	Clover.	Grass.	Hops.	Hemp.	Flax.	Flax-seed.	Silk cocoons.					Maple.	Cane.	Molasses.	Wax.	Honey.				
			Bales (450 lbs.)	Lbs.				Bush.	Bush.	Bush.	Dolls.	Gallons.	Dolls.	Lbs.	Lbs.	Gallons.	Tons.	Bush.					Bush.	Lbs.	Tons.	Lbs.	Dush.	Lbs.	Lbs. (1,000 lbs.)	Gallons.	Lbs.
25	26	27	28	29	30	31	32	33	34	35	36	37	38	39	40	41	42	43	44	45	46	47	48	49	50	51	52				
																												00			
																												00			
	25		12					100													15					45	150	420			
			15		25			150													20					35	100	555			
			5					100																		5	80	445			
																												00			
	50		5								2										20					10	130	550			
			20	10				100																				105	340		
	14		12	9																						15	40	400			
	23		5	5				25			1															15	150	445			
	25		10		40			100													10				10	80	505				
	30		5	5	30			150			8										5				60	165	1165				
	45				25			00													20/4				15	30	170				
																									40	900	685				
			20		5			1			1															30	270				
	30		5		25						2										20			20	25	120	1345				
	30	1	5								1										40				40	80	655				
	20																								15	100	125				
	10		5					50																	5	100	605				
	30		8		25			150			8														30	300	460				
	10		5					50													100				15	70	980				
	5		5					20													30					30	100				
	15							15																		30	365				
			15					150																		40	340				
	15		10					150													50				15	120	815				
	5		8																		150				15	75	400				
	10		10					25													15				20	85	255				
	10		15	30																					20	80	615				
	10		5																		10			10	75	570					
	25		10		10			100																	20	100	410				
			6																							80	75				
																									20	90	220				
	18		10					100			2														25	90	480				
	25																											15			
			5					100																	20	55					
			10					50																	30	90					
																												260			
	4		20					25			2														12	12	100	420			
			25					100																			175	550			
	20		30					50			1															15	90	830			
567	1	321	509	85				1914			18									395						2118	2500	72	510	3350	46935

* This will include only such cheese as is made upon the farm. Milk sent to cheese factories will be regarded as milk sold off the farm.

State of Missouri, enumerated by me on the _____ day of August, 1870.
A B Carroll, Ass't Marshal.

YEAR ENDING JUNE 1, 1870.																									TOTAL VALUE.				
Cotton.	Wool.	Peanut Beans.	POTATOES.		Orchard products.	Wine.	Produce of Market Gardens.	DAIRY PRODUCTS.			SEED.			Hops.	Hemp.	Flax.	Flax-seed.	Silk cocoons.	SUGAR.			BEE.		Forest products.	Value of Home Manufactures.	Value of animals slaughtered or sold for slaughter.	Estimated value of all farm production, including betterments not additions to stock.		
			Bales (450 lbs.)	Lbs.				Bush.	Bush.	Bush.	Dolls.	Gallons.	Dolls.						Butter.	Cheese.*	Milk sold.	Tons.	Bush.					Bush.	Lbs.
25	26	27	28	29	30	31	32	33	34	35	36	37	38	39	40	41	42	43	44	45	46	47	48	49	50	51	52		
	39	6		12	15			100													28			10	35	115	790	1*	
				10				50													28					140	450	2*	
																													3
																													4
																													5
																													6
																													7
																													8
																													9
																													10
																													11
																													12
																													13
																													14
																													15
																													16
																													17
																													18
																													19
																													20
																													21
																													22
																													23
																													24
																													25
																													26
																													27
																													28
																													29
																													30
																													31
																													32
																													33
																													34
																													35
																													36
																													37
																													38
																													39
																													40
	39	6		22	15			180														450		10	35	255	1240		

* This will include only such cheese as is made upon the farm. Milk sent to cheese factories will be regarded as milk sold off the farm.

1240