



SCHEDULE 3.—Productions of Agriculture in Re Branch Township, in the County of Chautauq, in the

Post Office: Keytesville Missouri

1	Name of Agent, Owner, or Manager.	ACRES OF LAND.			PRESENT CASH VALUE.		Total amount of wages paid during the year, including value of board.	LIVE STOCK, JUNE 1, 1870.							PRODUCE DURING THE							24												
		UNIMPROVED.			Of farm.	Of farming implements and machinery.		Horses.	Mules and Asses.	Milch Cows.	Working Oxen.	Other Cattle.	Sheep.	Swine.	Value of live stock.	WHEAT.																		
		Improved.	Woodland.	Other unimproved.												Dolls.	Dolls.	No.	No.	No.	No.		No.	No.	Dolls.	Spring.	Winter.	Rye.	Indian Corn.	Oats.	Barley.	Buckwheat.	Rice.	Tobacco.
2	3	4	5	6	7	8	9	10	11	12	13	14	15	16	17	18	19	20	21	22	23													
1	Standiff John	15			300	8		1	1		2	8	10	100				200							500									
2	Neadley Joseph	12	33		400				2		5			150		11		20																
3	McCurry Seth	100	40		1500	10		7	3	2	10		10	750	35			250	350															
4	Shelley James	80	15	80	1800	75		5	3			17	7	350	25			150	100					1000										
5	Brooks Edmund M	30	80		1000	60		5	7	2	5	16	9	775				600	100															
6	Burnett John	20			300			2						100											2000									
7	Gates John	10			150	10		1	2	2		1	18	400	22			100																
8	Barny William A	12	20	48	400	100		2	1		1		2	175				175	150															
9	Barlow James	30		10	400	80	20	2		3		10	5	450	20	40	20	700	60															
10	Patterson Welcome	70	30		200	100		2	2	2			11	375																				
11	Stone James M	40			600			2						150	30			375																
12	Bay Lewis F	20		80	600	15		3	1				7	350		80		250																
13	Jackson Isaac	80	100	80	2500	150		4	2	5		25	16	1200				1000	150															
14	Lake Charlotte	45		103	1600	30		4		2		2	18	500				250	40															
15	Sutton Benjamin F	45	115		1500	10			2	1			5	250				250	100															
16	Beardan Francis M	10			150			2	1				4	150				50	30															
17	Ellis Fanny	30		50	1000	10		1	1			3	20	150			8	200																
18	Post Bela	20	80		400	60		3	1		1		3	225	50			25																
19	Sutton Joseph	90	70		2000	125		4	1	2	2	30	10	20	1050	20	50	375	75															
20	Cupp Clayburn	40	87		2000	100		3		4		4	20	500				600	50					1200										
21	Proster Euclid J	10			150										30			150	60															
22	Raid Joseph M	50	80	30	2000	20		2		5		25	3	5	630	100	20	100	100															
23	Cobb Marion	10	20	40	300	300				1		5		100	40			50																
24	Chaffin William J	30	50		1000	60		1	1	2		4		400			60	100		30				3000										
25	Swearingen Ann M	15	103		800	10		2		2			5	10	250			100																
26	Lingo James	20	20		400	30		1		2			4	135				20																
27	Holt Henry	20	26		500	10		2	1		1	4	9	150				100																
28	Craig Thomas	10	30		350	25		1	1	6			9	300				10																
29	Craig William A	10	30		200	5		2	2				5	185				150																
30	Swearingen John	12			150	5		1	1				5	6	120			160																
31	Young Jacob	40	40		1000	75		4	1	2	2		8	330																				
32	Black Daniel	20			150	5		1		3		1	8	11	300	20		100	20					200										
33	Piffin Amy	30	50		1000	35		3		4	2	2	6	3	420				15															
34	Mossinger Isaac	25	15		400	50		3		2		1	14	350				25																
35	Purcell Henry	4	74		100			1	1					100				25																
36	James Solon	10	40		50	30			2					190				40																
37	Wauugh Peter E	20		60	200	100		3	2	3		1	16	5	400			100	50															
38	Haugb Daniel	12		28	300	10			1	2	1		2	165																				
39	Cunningham Catharine	40		80	1500	50		3		2		1	30	15	500			500	50															
40	Lingo James	7	10	40	200	15		2	1	1			2	250		20																		

1194 1262 731 2950 1508 20 55 16 78 18 14 214 247 1345 392 221 88 7300 1500 30 7900



SCHEDULE 3.—Productions of Agriculture in Red Branch Township, in the County of Chanton, in the

Post Office: Haystack Missouri

Name of Agent, Owner, or Manager.	ACRES OF LAND.			PRESENT CASH VALUE.		Total amount of wages paid during the year, including value of board.	LIVE STOCK, JUNE 1, 1870.								PRODUCE DURING THE YEAR.									
	Improved.	UNIMPROVED.		Of farm.	Of farming implements and machinery.		Horses.	Mules and Asses.	Milk Cows.	Working Oxen.	Other Cattle.	Sheep.	Swine.	Value of all live stock.	WHEAT.		Rye.	Indian Corn.	Oats.	Barley.	Buckwheat.	Rice.	Tobacco.	
		No.	Wood-land.												Other unimproved.	Dolls.								Dolls.
1	2	3	4	5	6	7	8	9	10	11	12	13	14	15	16	17	18	19	20	21	22	23	24	
Standiff John	15			300	8		1	1	2	8	10	100						200					500	
Meadley Joseph	12	23		400					2	5		150			11			20						
McCurry Seth	100	40		1500	10		7	3	2	10		10	750	35				250	350					
Abelley James	80	15	80	1800	75		5	3			17	7	350	25				150	100				1000	
Brooks Edmund M	30	80		1000	60		5		7	2	5	16	9	775				600	100					
Burnett John	20			300			2							100									2000	
Cates John																								
Barney William A																			150					
Barlow James																			60					
Patterson Welcome																								
Stone James M																								
Ray Lewis F																								
Jackson Isaac																			150					
Lake Charlotte																			40					
Sutton Benjamin F																			100					
Beaman Francis M																			30					
Ellis Franky																								
Post Bela																								
Sutton Joseph																			75					
Cupp Clayburn																			50				1200	
Proter Euclid J																			60					
Rice Joseph M																			100					
Coff Marion																								
Chaffin William																						30	3000	
Swaringer Ann M	15	103		800	10																			
Lingo James	20	20		400	30		1		2			4	135						20					
Holt Henry	20	26		500	10		2		1		1	4	8	150					100					
Craig Thomas	10	30		350	25		1		1	6			9	300					10					
Craig William A	10	30		200	5		2		2				5	185					150					
Swaringer John	12			180	5		1		1				5	120					160					
Young Jacob	40	40		1000	75		4	1	2	2		8	380											
Black Daniel	20			150	5		1		3		1	8	11	300	20			100	20				200	
Pippin Amy	30	50		1000	35		3		4	2	2	6	3	420					15					
Mossinger Isaac	25	15		400	50		3		2		1	14	350						25					
Purcell Henry	4	74		100			1		1					100					25					
James Solon	10	40		50	30				2					190					40					
Warrh Peter E	20		60	200	100		3	2	3		1	16	5	400				100	50					
Hugh Daniel	12		28	300	10				1	2	1		2	165										
Cunningham Catharine	40		80	1500	50		3		2		1	30	15	500				500	50					
Lingo James	7	10	40	200	15		2	1	1				2	280					20					
				1194	1262	431	2950	1508	20	85	16	78	18	14	214	247	1345	392	221	88	7300	1500	30	1400


State of Missouri
 County of Cedar
 I, James M. Comaway
 ass't Marshal for dist No 16
 of West dist of Mo do hereby certify
 that the above and foregoing return
 are made out according to law
 and instructions
 Given under my hand
 this 20th day of Sept. A.D. 1870
 James M. Comaway
 ass't Marshal.

State of Missouri, enumerated by me on the Fifth day of July, 1870.
B. M. Keeler, Ass't Marshal.

YEAR ENDING JUNE 1, 1870.

	Cotton. Bales (450 lbs.)	Wool. Lbs.	Peas and Beans. Bush.	POTATOES.		Orchard products. Dolls.	Wine. Gallons.	Produce of Market Gardens. Dolls.	DAIRY PRODUCTS.			Hay. Tons.	SEED.		Hops. Lbs.	Hemp. Tons.	Flax. Lbs.	Flax-seed. Bush.	Silk cocoons. Lbs.	SUGAR.		BEES.		Forest products. Dolls.	Value of Home Manufactures. Dolls.	Value of animals slaughtered or sold for slaughter. Dolls.	TOTAL VALUE.		
				Irish. Bush.	Sweet. Bush.				Butter. Lbs.	Cheese.* Lbs.	Milk sold. Gallons.		Clover. Bush.	Grass. Bush.						Maple. Lbs.	Cane. Hhds. (1,000 lbs.)	Molasses. Gallons.	Wax. Lbs.				Honey. Lbs.	Dolls.	
	25	26	27	28	29	30	31	32	33	34	35	36	37	38	39	40	41	42	43	44	45	46	47	48	49	50	51	52	
1		15		15					3-0													20			10	65	240		
2									1-00																		60	145	
3		10		30					1-00													1-00					5-0	387	
4		30							5-0																		75	348	
5		25		30					4-00																	5-0	120	640	
6																													140
7		27		40					2-00																	30		180	
8									1-00																			100	260
9																												120	550
10																												55	55
11				30																									260
12																													200
13				20					2-00		10											1-00					200	940	
14		30							1-00														25	25	35	75	305		
15									1-00													40					80	285	
16																											50	110	
17		18		30																		16			12	120	260		
18									5-0																		12	87	
19		40		20					15-0																	35	75	435	
20		50		30					1-00													40			60	150	688		
21				7					50																		40	150	
22		30		75					2-00															200	20	80	410		
23				12					1-00																			93	
24				40					2-00													15			80		483		
25		22																				40	200	15	75	198			
26				15					1-00																	80	120		
27		27		20					25													15		10	65	152			
28		20		10					75																	75	115		
29									1-00																10	15	130		
30				10																		15				65	135		
31		20							1-00													12				40	85		
32																												80	
33		20		20					2-00															200	10	55	160		
34		40							1-00													40			40	65	185		
35				20					5-0																			33	
36									25																			28	
37		25							1-00													15		10	25	148			
38									50																		10	25	
39		40		15					2-00		1											30	40	10		80	460		
40									5-0																	60		95	
		459		484					3425		11										523		665	10	48	2177	9560		

* This will include only such cheese as is made upon the farm. Milk sent to cheese factories will be regarded as milk sold off the farm.



SCHEDULE 3.—Productions of Agriculture in Blue Branch Township, in the County of Chariton, in the Post Office: Keytesville Missouri

1	ACRES OF LAND.			PRESENT CASH VALUE.		7	LIVE STOCK, JUNE 1, 1870.								PRODUCE DURING THE YEAR.									
	Improved.	UNIMPROVED.		Of farm.	Of farming implements and machinery.		Horses.	Mules and Asses.	Milch Cows.	Working Oxen.	Other Cattle.	Sheep.	Swine.	Value of ALL live stock.	WHEAT.		Rye.	Indian Corn.	Oats.	Barley.	Buckwheat.	Rice.	Tobacco.	
		No.	Wood-land.												Other unimproved.	Dolls.								Dolls.
2	3	4	5	6	8	9	10	11	12	13	14	15	16	17	18	19	20	21	22	23	24			
1	McCurry John	85	80	40	3300	200	300	6	7	4	15	15	12	1500				500	300					4000
2	McCurry Andrew	55	30	75	2400	50	30	8	8		8	12	12	1015				600	100					2000
3	Smith George	25	10	15	900	55	10	6	3		3	6	17	645				200	30					1800
4	Parker George	14	15	51	400						2		8	235										
5	Parks Samuel	15	25		400	5	100	3	3		4	12	14	555	35			375						900
6	Walton Jacob W	20			220			1			2	12	4	210	10			150	30					600
7	William James	60			900	400	250	3	3	6	4	20	15	60	1255	600		1200						12000
8	Stow Matthew	95	50	45	2500	165	120	4	3	6	6		22	1045	65			350	100					
9	Brewer James	10	30		400	15		3		3			5	300	25									
10	Moxley Harvey	40	40		1000	100		6	1	3		3	15	15	550	75		150						2500
11	Price Marshall	10			150			2						80				100						
12	Price Mary M	40	120		1500	150		2		2		4	4	320	28			75						300
13	Billy Patrick	30	30		700	45		6		2				16	500			350						3700
14	Stoble Clark	20			300	50		2	2	1		2	10	350				250						
15	Curran Martha	20			300	10		1		1				125				100						300
16	Welch Thomas	80	80		1300	200	100	5	2	4		8	18	15	555	80		300	200					4300
17	Jones Taylor	10	30		400	10		3	1	2			11	17	225	35		100	20					900
18	Parker Nathan	70	130		1500	100		4		3			10	20	385	46		250						4300
19	Bunch Nathaniel	40	40		800	10		3		1		5	15	14	400	70	15	150						700
20	Bunch George D	20			300			1		1				150				100						
21	McCurry George P	70	30	40	2700	180		4		4	2	8	11	10	750	20	10	300	170					2000
22	Living George	50		30	1200	75		7		4		3	9	25	800			400						3000
23	Hill Ephraim	20	120		1200	35		4		2		3	8	12	300									
24	McCollum David	30	10		200	40	40			2	2			12	200	25		150						
25	Milbert Andrew J	14	25		600	50		5		4		5	16	16	700	50		100	40					
26	Breton Edward	20	20		700					1			8	12	95	30		250						1500
27	Hayes William B	25			400	50		4		5		4	30	8	420	123		80						2300
28	Turner Francis M	30	30		800	100		4	1	3		1	8	25	645			500						2500
29	Price William	10			150			2		1				250				100						
30	Roberts Henry	20	135		1000	15		2		2			9	2	185	20		50						
31	Harris John	15			225	40		2						160				50	50					
32	Pope James	12			180			2	1					200				125						
33	McCollum James	20			300	100		5		2			22	15	580	115		300						1800
34	Munk Nicholas	26			300	40		2		1			4	140				100						
35	Hurryman William	18	27		200	30		2		1			8	275				200						800
36	Chane William E	60	60		2000	40		1	2	4			16	20	400	40	50	250						
37	Harland James	15	41		250	25		2		3		1	7	10	300	15		100						200
38	Martin William	50	110		2000	125		6	2	4		5		13	1085	25	25	500	20					600
39	Chapman Edward	26	10		600	100		1		2		2	3	8	220	41		100	40					1600
40	Wilton William D	10	10		200	45		1		1		2	5	160				100						1000
		1300	1354	296	24975	2655	950	128	14	101	18	116	295	465	15645	1550	1493	25	9055	1100				55400

State of Missouri, enumerated by me on the Fifth day of July, 1870.

B M Veale, Ass't Marshal.

YEAR ENDING JUNE 1, 1870.																									TOTAL VALUE.						
Cotton.	Wool.	Peas and Beans.	POTATOES.		Orchard products.	Wine.	Produce of Market Gardens.	DAIRY PRODUCTS.			Hay.	SEED.			Flax-seed.	Silk cocoons.	SUGAR.			BEES.		Forest products.	Value of Home Manufactures.	Value of animals slaughtered or sold for slaughter.	Estimated value of all farm production, including betterments and additions to stock.						
			Bales (450 lbs.)	Lbs.				Bush.	Bush.	Bush.		Dolls.	Dolls.	Lbs.			Lbs.	Gallons.	Tons.	Bush.	Bush.					Lbs.	Tons.	Lbs.	Bush.	Lbs.	Lbs.
25	26	27	28	29	30	31	32	33	34	35	36	37	38	39	40	41	42	43	44	45	46	47	48	49	50	51	52				
	45		100					300												160	15	50			45		930				
	35		25					100													80		60			20		505			
	16		30					160														10	50		25	30		300			
	30		20					160													14				20	40		162			
																												373			
	20		20					100													100				15	75		325			
	40		75		200			80			40														25	180		2715			
			120					100																		130		455			
								150																				65			
	30		20					100																	20	125		620			
																												50			
			25		15			150																				200			
			50		30			100			1														35		100	578			
			20					100																			60	230			
			20					50																				101			
	50							250			4														40	125		895			
	15		15					50																	20	100	20	50	220		
	80		20					75			2															15	80	620			
	20		20					100			2																80	365			
																												50			
	30		20					250			3														60		115	115	587		
	15		30					200																		12	275	787			
			20					100																		10		45			
			20					50																				50	265		
	50		20					100																				50	205		
	25		25					50																				60	345		
	50							400																		20	200	50	90	640	
	30																											160	602		
																													50		
	20							150																			20	25	133		
																													40		
																													25	80	198
	40		15					200																					455		
																													50		
	50							50																				25	50	266	
	70		25					200																				40	200	565	
	15							100																				40	156		
			40					100																					150	592	
			10					50																					50	290	
			30					50																					30	285	
	732		835		245			4145			52									878	250	460		412	2555		16350				

* This will include only such cheese as is made upon the farm. Milk sent to cheese factories will be regarded as milk sold off the farm.

SCHEDULE 3.—Productions of Agriculture in Buckbranch Township, in the County of Chariton, in the

Post Office: Azeytsville Missouri



Name of Agent, Owner, or Manager.	ACRES OF LAND.			PRESENT CASH VALUE.		Total amount of wages paid during the year, including value of board.	LIVE STOCK, JUNE 1, 1870.								PRODUCE DURING THE									
	Improved.	UNIMPROVED.		Of farm.	Of farming implements and machinery.		Horses.	Mules and Asses.	Milch Cows.	Working Oxen.	Other Cattle.	Sheep.	Swine.	Value of All live stock.	WHEAT.			Indian Corn.	Oats.	Barley.	Buckwheat.	Rice.	Tobacco.	
		No.	Wood-land.												Other unimproved.	Dolls.	Dolls.							No.
1	2	3	4	5	6	7	8	9	10	11	12	13	14	15	16	17	18	19	20	21	22	23	24	
Moore John	10			150			1	1	1		1			225				50						
Thomas Perry	20	140		1000	75		3		4			3	12	800	20	100		250						
Bartlett William	20			300					2					85				100						
Pearce Calvin	15	65		1000	80		3		1		28			1000				200						
Deer Curtis	80	40		2000	5		2		3		3	20	5	400		225								
William Jones St	10			150			3		2			10	10	275				125						
Clark Bowling	12			180			2		2		2	4	6	200				150						
Clark Randolph	20			300			2		1		2	4	15	200				150						
Thomas Austin D	50	30		1200	40		2		3			8	11	275		22	6	100						
Pleasants David W	20			300	10		4		4		2	20	8	300	28			100	180					
Pethrew Daniel	20	20		400	30		2	1	1			10		250		20		100	50				1500	
Aulet Jasper	20	20		500	5		1		1		1	5	6	150		10		100						280
Thomas Ira	5			150	25		2		1				11	175		30		100	25					
Aulet Allen	35	103		1400	40		3		1		5	16	6	200		30		300	4					
Dewey Orin P	25	55		1500	60		5		4		5		10	450				400						
Whittaker John	18			520	15		1					5		100	50	100		100	100					
Menter Peter	20			300	50		4	2			2	16	6	600	50	100		100	100					
Jones Esther	41	48		800	15		2		2			3	3	145			20	100						
Harwin John St	15	25		200	10		2		1			8	2	150	10	100		25						1200
Smith Minerva	20	20		400			1		1					125		20		250						
Whittaker John	10			150	15		1		1			6	3	100										
Hunt William	30	130		1600	60		8		6		10	15	25	1175		20		100	10					
Turner William	20			300	80		3		5			8	14	375		20		50						
Stuff John W	25	15		500	45		2		2		1			250	20			200	30					
Pethrew Harriet	60	20		1500	40		2	2	1			45		350		40		500	85					4000
Williams Stephen	10	30		400	5		1					10		75		30		100	50					500
Brewer William St	35	65	80	1000	50		5		5		5	4		500	30			1000	100					
Porter David P	40	75	80	3000	75		11		7	6	11	10	11	800	20	60	20	600	100		10			
Owen Benjamin	60	60	40	1800	40		5	2	5		11	15	25	875		30		250	75					3000
McSparren Joseph	10			160	50		2							200				100	25					
Dowell Cranville	40	40		800	35		7	1	5		2	20	16	550		50		240	60					
McLaran John	10			150	10		3		1				12	325		20								
Fitzgerald James	18	22		400												50		200	50					
Decker Fredill	8	35		400	10		1		1			4	2	100				100						300
Downer Emory	30	50		800	45		3		3		5	8		450		55		200	20					
Vankirk Susan	18	21		400	5				2		1	4	3	125	5			50	10					
Smith Alexander	25	75		800	10		1			2		10	4	140	15			325	135					2300
Collett John	20	60		800	10		1		2		3	10	10	200	27			100	20					500
Westcott Robert St	20			300	10		2		2		1	15	6	400	24			250	130					900
Thomas Joseph	10	30		400	5		2		3			15	10	300	350		15	50						800

1003 1308 210 2540 1000 107 9 86 8 103 232 346 650 1135 61 7215 1369 10 15290

State of Missouri, enumerated by me on the Seventh day of July, 1870.
B M Neatch, Ass't Marshal.


YEAR ENDING JUNE 1, 1870.

Cotton. Bales (450 lbs.)	Wool. Lbs.	Peas and Beans. Bush.	POTATOES.		Orchard products. Dolls.	Wine. Gallons.	Produce of Market Gardens. Dolls.	DAIRY PRODUCTS.			SEED.					SUGAR.			BEES.		Forest products. Dolls.	Value of Home Manufactures. Dolls.	Value of animals slaughtered or sold for slaughter. Dolls.	TOTAL VALUE. Dolls.				
			Irish. Bush.	Sweet. Bush.				Butter. Lbs.	Cheese.* Lbs.	Milk sold. Gallons.	Hay. Tons.	Clover. Bush.	Grass. Bush.	Hops. Lbs.	Hemp. Tons.	Flax. Lbs.	Flax-seed. Bush.	Silk cocoons. Lbs.	Maple. Lbs.	Cane. Hhds. (1,000 lbs.)					Molasses. Gallons.	Wax. Lbs.	Honey. Lbs.	
25	26	27	28	29	30	31	32	33	34	35	36	37	38	39	40	41	42	43	44	45	46	47	48	49	50	51	52	
			20																		10					15	50	1
	35		15					200													22					60	375	2
			5					50													5					30	100	3
																											100	4
	15							200			2										10				10	100	190	5
	18		15					100													25				30	80	225	6
	15							100													23				10	25	138	7
	15							100													30				16	16	152	8
	21		14		10			200																	15	65	230	9
	45		15					100													10					85	303	10
			12					25																		75	200	11
	9		10					50													30				5	25	145	12
			35					50													16					15	133	13
	45		25		50			50													100		250	15	15	100	355	14
			100					100													40		200			75	375	15
			150																							80	352	16
			150																							80	352	17
								100													10				15	40	152	18
			20					50																		45	265	19
								50																	10	35	95	20
	15		5																				10	10	35	53	21	
	20		25		50			200															200	30	80	225	22	
	20							100													16		40	20	65	180	23	
			30					100																		35	197	24
			100		25			200																		85	795	25
			15																							80	215	26
			75		20			100																	8	85	710	27
	11		25					400													31		100	15	220	825	28	
	40		25					400													30		100	40	160	750	29	
			10																		40				25	103	30	
	44							200			1										12		100	30	80	403	31	
			10					100													18				25	85	32	
			20		20			100													40				65	303	33	
	6		10					50													5			15	12	120	34	
			12		25			150													10		100		40	290	35	
	27		24		5			75																	20	32	130	36
	16		25					150																20	10	35	498	37
	20							100																	20	75	241	38
	47		20					150													100		50	10	50	426	39	
	20		6					100																	35	40	660	40

2504 ✓ 1023 ✓ 205 ✓ 4200 ✓ 3 ✓ 659 ✓ 1170 ✓ 3150 ✓ 2370 ✓ 11529 ✓

* This will include only such cheese as is made upon the farm. Milk sent to cheese factories will be regarded as milk sold off the farm.

SCHEDULE 3.—Productions of Agriculture in Bee Branch Township, in the County of Chariton, in the Post Office: Highersville Missouri



Name of Agent, Owner, or Manager.	ACRES OF LAND.			PRESENT CASH VALUE.		Total amount of wages paid to hired hands, including value of board.	LIVE STOCK, JUNE 1, 1870.								PRODUCE DURING THE									
	Improved.	UNIMPROVED.		Of farm.	Of farming implements and machinery.		Horses.	Mules and Asses.	Milk Cows.	Working Oxen.	Other Cattle.	Sheep.	Swine.	Value of All live stock.	WHEAT.		Rye.	Indian Corn.	Oats.	Barley.	Buckwheat.	Rice.	Tobacco.	
		No.	Wood-land.												Other unimproved.	Dolls.								Dolls.
1	2	3	4	5	6	7	8	9	10	11	12	13	14	15	16	17	18	19	20	21	22	23	24	
Merriffe David	50	30		1500	50		4	2	3		3	12	12	800		123	75		175					
Umbarger George	15	25		400	60	10	3		1		1	15	10	320		50	12		45					
Broley James	10			150	10		3		1				7	260		27		100	108					
Shoemaker David	20	140		1000	50		3		3				2	400				50						
Samuels Anthony	30	50		1200	5		3	1	3		1	10	15	450		50		100						
Smith Alfred	140	50		3000	100		6		6		25		20	1300		55		100	600					
Shoemaker Milton	30	70		1200	10		4		3			13	16	530		35		75	60					
Doctor John W	12			1000	8		4		2				4	450				100	120					
Johnson James	100	100	160	6000	200	300	6	5	5		28	12	40	1435		130		800	750					
Esperley George	20			300			1	2	3			5	6	400		25	20	300	100					
Wymant John	20	20		400			1		1		1			135		62	30	50						
Perrin William A	55	40	65	1200	75		4		4			20	12	450		128	14		50					
Rogers Abner	20	70		900	75		2		2		1	4	15	260		118	50		200					
Ferguson Frank	22	18		400	10		5		4		5	7	4	500		120	27	150	210					
Esperley Hiram	50	50		1000	50		5		3		1	18	18	400		50	40	400	100					
Book Corydon	40			400	100		1	1	1		3	16	16	265		75		50						
Book Henry	40			400	100		2		1			15	10	250				100	100					
Sisson John S	20			300	100		1	2			11	8	16	610		30		200	100		10			
Sisson John W	100	140		4000	150	300	6		15		25		20	1600		80								
Jessup Susan	20	60		800									10	20		30								
Cory William	30	40		1000	5		3		2		1	4	2	250		42	21	100						
Ferguson Sarah	60	100		1200	10		2		2			15	10	300		120		20						
Clark Christopher	100	18		800	10		2		2			8	5	150		50		100	25					
Brewer Daniel	16	24		700	40		2	2	5		3		6	350	100	20	30	100	80		10			
King John	20	20		300	100		3		2	4			7	600	100			600	100		10			
Cressman William	35	90		1200	5		2		2		1	8	6	275	30	30			40					
Wattaker William	40			800	75		2	2	3			8	12	700		20		150						
Shoemaker Hiram	20			300					1				3	40				75	25					
Thomas Lora	20			300	5		1		2			18	2	200				200					1400	
Jones William	15			225	5				3				7	130			10	150						
Howard William	60	20	110	1500	15		6		4		10		5	630		98	18	100	200					
Dixon William	20	20		400	40		2		1					200		50			300					
Clark Robert	8	32		400	3		1		3					150				60						
Call Andrew	4	20	65	1000	65		6		3				10	500		20		100						
Harmon John	80		40	1500	75		8		3	2	17		8	1100		230		250	150					
Byeum Jonathan	10			150	65		2		1				11	200				20						
Green Charles N	30	90		1500	100		3		2		4		4	375	20			200						
Byeum Harvey	60	100		1600	300	150	6		4	6	5		15	1300	12			600	200					
Long Casper	40	120		2000	300		7		4		4	8	10	700		65		240	315					
William Sylvester	30	130		1300	100		2		1		1		8	300	16			200	30					

15020 1717 1440 44-425 2473 460 124 17 11 12 15 23 37 1925 188 1925 347 5490 4254 30 1400

State of Missouri, enumerated by me on the Seventh day of July, 1870.
B. M. Veatch, Ass't Marshal.

YEAR ENDING JUNE 1, 1870.

Cotton.	Wool.	Pigs and Bacon.	POTATOES.		Orchard products.	Wine.	Produce of Market Gardens.	DAIRY PRODUCTS.			SEED.			SUGAR.			BEES.		Forest products.	Value of Home Manufactures.	Value of animals slaughtered or sold for slaughter.	Estimated value of all farm production, including bet-terments and addi-tions to stock.						
			Irish.	Sweet.				Butter.	Cheese.*	Milk sold.	Hay.	Clover.	Grass.	Hops.	Hemp.	Flax.	Flax-seed.	Silk cocoons.					Maple.	Cane.	Molasses.	Wax.	Honey.	
Bales (450 lbs.)	Lbs.	Bush.	Bush.	Bush.	Dolls.	Gallons.	Dolla.	Lbs.	Lbs.	Gallons.	Tons.	Bush.	Bush.	Lbs.	Tons.	Lbs.	Bush.	Lbs.	Hds. (1,000 lbs.)	Gallons.	Lbs.	Lbs.	Dolls.	Dolls.	Dolls.	Dolls.		
25	26	27	28	29	30	31	32	33	34	35	36	37	38	39	40	41	42	43	44	45	46	47	48	49	50	51	52	
	20	3	12					300																		60	375	
	27		15					200															25	40	50		235	
																												107
								200													12							91
	25							100																	40	56		236
					50			400			15												200			150		750
	23				15			200			2														10	100		295
								75															75			80		200
	24		40	15	25			200			8												100	20	185		1220	
	10							50															6	15	60			303
								100																		25		140
	40		30					150																	30	120		358
	15		12		20			150			3														15	50		358
	18	3	60					200													40	100	15	38			440	
	33	2	10		10			200			2										5			50	55		510	
	20							150																		70		235
																										20		100
	18		30					100																	60	80		403
								400																			200	420
	20																							4				37
	25							15														5	50	12	40			177
	40		20					100																		50		215
	20				10																					80		223
			20					150																		20		180
			40					200																	10	250		755
	15		100					100																		50		210
	20		15					100																100	25	100		275
																										35		85
	18							100																				235
	10		40					100																	10	6		141
			60					100																		100		370
																										16		146
								100																		15		75
								100																		25		130
			20					200																		75		370
			5																							35		55
			30					100																				158
			10	5	200			50																		100		695
	20		15					100																			125	461
			100					100																			110	280
	463	8	684	20	330			4890			255																	12200

* This will include only such cheese as is made upon the farm. Milk sent to cheese factories will be regarded as milk sold off the farm.

State of Missouri, enumerated by me on the Smith day of July, 1870.
B M Beach, Ass't Marshal.

YEAR ENDING JUNE 1, 1870.

Cotton. Bales (450 lbs.)	Wool. Lbs.	Peas and Beans. Bush.	POTATOES*		Orchard products. Dolls.	Wine. Gallons.	Produce of Market Gardens. Dolls.	DAIRY PRODUCTS.			SEED.				SUGAR.			BEES.		Forest products. Dolls.	Value of Home Manufactures. Dolls.	Value of animals slaughtered or sold for slaughter. Dolls.	TOTAL VALUE. Dolls.					
			Irish. Bush.	Sweet. Bush.				Butter. Lbs.	Cheese.* Lbs.	Milk sold. Gallons.	Hay. Tons.	Clover. Bush.	Grass. Bush.	Hops. Lbs.	Hemp. Tons.	Flax. Lbs.	Flax-seed. Bush.	Silk cocoons. Lbs.	Maple. Lbs.					Cane. Hhds. (1,000 lbs.)	Molasses. Gallons.	Wax. Lbs.	Honey. Lbs.	
25	26	27	28	29	30	31	32	33	34	35	36	37	38	39	40	41	42	43	44	45	46	47	48	49	50	51	52	
																											102	
	25										1										10					45	273	
	20		25					200													60					115	495	
																											50	
																											50	
			60					300													20					85	1060	
			40					600																		125	465	
			40					100																		35	250	
			100					100													20					40	790	
			200					100																	5	15	232	
								100																		25	103	
								100													40					20	108	
			30					200			1															30	225	
			20					200													40				10	35	335	
	12		70					300													60		40	10	80	740		
			20					300													10				40	65	365	
	25		15					200																			400	
	100		20					200																		75	200	560
								50																		30	75	
	40		20					200															150	30	80	410		
	50		15					150																	30	100	415	
	15		25					150													12				20	160	321	
			12					50													8					90	150	
	20							50																	20	773	298	
	28		20					200													50				20	200	600	
	25		10		25			150													100				35	65	268	
								30													4					16	58	
	18							75															4	100	7	50	156	
	30		20					100																15	60	50	280	
	40				25			200																	50	250	625	
			30					150																		50	263	
	30		20					100																		50	447	
	20							100																		10	65	168
	10							50																		5	25	71
			30					200																			40	347
			20					100																		60	35	160
			100					200																		20	80	385
			8																								35	84
			12					50																		20	55	127
			173		10			150																		15	110	493
518			1154		60			5525			2									944				150	427	2746	11823	

* This will include only such cheese as is made upon the farm. Milk sent to cheese factories will be regarded as milk sold off the farm.

453

SCHEDULE 3.—Productions of Agriculture in Beu Branch Township, in the County of Chariton, in the Post Office: Keytesville Missouri



Name of Agent, Owner, or Manager.	ACRES OF LAND.			PRESENT CASH VALUE.		Total amount of wages paid during the year, including value of board.	LIVE STOCK, JUNE 1, 1870.							PRODUCE DURING THE												
	UNIMPROVED.			Of farm.	Of farming implements and machinery.		Horses.	Mules and Asses.	Milch Cows.	Working Oxen.	Other Cattle.	Sheep.	Swine.	Value of all live stock.	WHEAT.			Indian Corn.	Oats.	Barley.	Buckwheat.	Rice.	Tobacco.			
	Improved.	Wood-land.	Other unimproved.												Dolls.	Dolls.	No.							No.	No.	No.
1	2	3	4	5	6	7	8	9	10	11	12	13	14	15	16	17	18	19	20	21	22	23	24			
1 <i>Wisdom William</i>	20	20		500	35-		3		4		2	6	11	350	30			125								
2 <i>Soyan Luther</i>	20	20		500					1			8		50		37			30	40				800		
3 <i>Williams James</i>	10			150			1					3	6	100				100								
4 <i>Thomas John A</i>	40	120		1400	40		5		5-		12	12	20	500		50		80								
5 <i>Billiter Parmene</i>	50	30		1600	60		4		2					350				100								
6 <i>Brewer James</i>	10			150	5-		2		3		2			225		15-					3					
7 <i>Wilson William</i>	27	50		1000	25-	25-	2		3	2	3	5	18	550		46		200	100							
8 <i>Kroeger Henry</i>	25	55		1600	100		3		2		2		10	400				500	75-		7					
9 <i>Scott William</i>	20			300	50		2		2		2		15	255		40		225	100							
10 <i>Slise John</i>	50	70		2000	60		3		5-		5	25	25	550		84		500	100							
11 <i>Buchanan James</i>	15		5	200	25-		2		2		2	8	5	300				250	60					1200		
12 <i>Caris Daniel</i>	20	20	120	1200			2		2				2	275				400								
13 <i>Nelson William</i>	20	15	35	840	75-		2		4		4	8	10	350				200								
14 <i>Claburg Jacob</i>	30		50	800	75-		4		2				9	400		80		250	100					700		
15 <i>Scott Thomas</i>	60	25	35	1340	40		2		1			20	20	350				400	100					750		
16 <i>Kroeger Peter</i>	150	350		5000	100		10	2	2		21		40	2050		200		750	400							
17 <i>Stoble John W</i>	20		60	800	50		3		3		2	15	50	600		25-		100	35-							
18 <i>Claburg George W</i>	20	28		4800			1		2			16	10	160		20		50	52							
19 <i>Cantlon Jacob</i>	40			600	50		2		4		2	5	10	350				450						8400		
20 <i>Johnson Thomas</i>	7	33		320					1				3	75-				100								
21 <i>Peyer Anthony</i>	140	60	60	2600	150	260	6	3	3		60		60	2100		100		1500	200							
22 <i>Reafferty Michael</i>	20	20		500			2		1			5	12	225		15-		100						500		
23 <i>Dowell James Mack</i>	10	40		800	60		2		4			16	15	300				350						1500		
24 <i>Reafferty Martin</i>	20	40		1000	75-		2		3			15	20	450				50						10000		
25 <i>McSparran John</i>	50	30	20	1000	40		3	2	4		4	32	25	775		50			50							
26 <i>McCollum James</i>	25	55		1200			6		3	2	3	15	25	750		55		500						1200		
27																										
28																										
29																										
30																										
31																										
32																										
33																										
34																										
35																										
36																										
37																										
38																										
39																										
40																										

919 1111 385 32200 11154 285 74 7 68 4 130 217 426 13220 30 821 7280 1402 40 10 17050

State of Missouri, enumerated by me on the Ninth day of July, 1870.
B M Keatch, Ass't Marshal.

YEAR ENDING JUNE 1, 1870.																															TOTAL VALUE.
Cotton. Bales (50 lbs.)	Wool. Lbs.	Peas and Beans. Bush.	POTATOES.		Orchard products. Dolls.	Wine. Gallons.	Produce of Market Gardens. Dolls.	DAIRY PRODUCTS.			Hay. Tons.	SEED.		Hemp. Tons.	Flax. Lbs.	Flax-seed. Bush.	Silk cocoons. Lbs.	SUGAR.		Molasses. Gallons.	BEES.		Forest products. Dolls.	Value of Home Manufactures. Dolls.	Value of animals slaughtered or sold for slaughter. Dolls.	Estimated value of all farm production, including bet-terments and addi-tions to stock. Dolls.					
			Irish. Bush.	Sweet. Bush.				Butter. Lbs.	Cheese.* Lbs.	Milk sold. Gallons.		Clover. Bush.	Grass. Bush.					Maple. Lbs.	Hhds. (1,000 lbs.) Cane.		Wax. Lbs.	Honey. Lbs.									
25	26	27	28	29	30	31	32	33	34	35	36	37	38	39	40	41	42	43	44	45	46	47	48	49	50	51	52				
	10		20					300													20				20	75	353	1			
			10																		13					25	171	2			
								100																	5	80	140	3			
	34		30		10			200															60		50	100	340	4			
																												50	5		
			40					75														10				35	85	6			
	16		15					100														20	40		15	60	250	7			
			20					100														10	75			100	480	8			
			75					100																		80	355	9			
	40		30		75			200															80		20	140	650	10			
	24		60					260																		80	408	11			
			20					160														40				40	313	12			
	10		28					480														12				70	321	13			
	25		50					158														20				80	440	14			
	43							160														23				145	468	15			
			25					270			12													20	200	450	1350	16			
	16		12					152														15			15	110	267	17			
	25		10					156														12			20	4	185	18			
	15		50					100																	15	30	575	19			
			10					52																			68	20			
			25					312			12															1700	2810	21			
	3																									2	20	1241	22		
	30		15					160														15			28	100	478	23			
	17		5					107			1													15	22	80	267	24			
	30		30					260			20														250	45	140	553	25		
	51				20			520														32		200	23	170	818	26			
																													27		
																													28		
																													29		
																													30		
																													31		
																													32		
																													33		
																													34		
																													35		
																													36		
																													37		
																													38		
																													39		
																													40		

* This will include only such cheese as is made upon the farm. Milk sent to cheese factories will be regarded as milk sold off the farm.

391 ✓ 592 ✓ 105 ✓ 4450 ✓ 45 ✓ 252 ✓ 20 ✓ 950 ✓ 280 ✓ 344 ✓ 12.75 ✓
 3914 ✓



SCHEDULE 3.—Productions of Agriculture in Bowling G. Township, in the County of Chariton

Post Office: Highvale Mo

1	ACRES OF LAND.			PRESENT CASH VALUE.			LIVE STOCK, JUNE 1, 1870.									PRODUCE DURING THE							
	Improved.	UNIMPROVED.		Of farm.	Of farming impro- ments and fix- tures.	Total amount of wages paid during the year, in- cluding value of board.	Horses.	Mules and Asses.	Milk Cows.	Working Oxen.	Other Cattle.	Sheep.	Swine.	Value of all live stock.	WHEAT.		Rye.	Indian Corn.	Oats.	Barley.	Buckwheat.	Rice.	Tobacco.
		Wood-land.	Other im- proved.												Spring.	Winter.							
	No.	No.	No.	Dolls.	Dolls.	Dolls.	No.	No.	No.	No.	No.	No.	No.	Dolls.	Bush.	Bush.	Bush.	Bush.	Bush.	Bush.	Bush.	Lbs.	Lbs.
2	3	4	5	6	7	8	9	10	11	12	13	14	15	16	17	18	19	20	21	22	23	24	
1	Nichols Daniel	40		400	100			2	1			8	375				200						
2	Tippett Thomas	80	80	4	2500			2		1			30	400			200						
3	Steuhan John	60	55	50	3500	300	200	7	2	4		10	25	800		400	1225	700				4500	
4	Steuhan Henry	80	55	130	4000	150	200	1				3		100		400	1225	100					6000
5	Helen Margaret	20			400			3		2		3		6	225			100					
6	Ewing Sterling P	160	200	180	10000	500	300	8	1	6		9	40	50	1500		488	1000	150				6500
7	Ewing John J	270	140		10000	325	125	8	3	6	2	12	32	50	2200		270	2000	1500				16000
8	Thomas	16			320			3	2	1			8	500			100						
9	Christopher Mills	20			400			2		2		2		10	400			75					
10	Robert	10			200			2		2		2		10	400			50					
11	Whiteside John B	100	220	40	6000	120	350	6	5	8		10	25	1200		400	1000	40					8000
12	Ague Wesley	10			200													100					
13	Ellington Jesse	70	170		6000	100		2	2				60	750		250	1250	200					8000
14	Coastell Michael J	200	200		6000	75		2	1	7	1			450		100	125						
15	Munnell Peterson	12	25		600	100	160	1	5	1		2		6	700			100	100				6000
16	Moore Edward	10			200			1		1				100				100					
17	Mills Alexander	20			400	125		3	1	1		2		8	400			250					
18	Kausgale Lewis	10			200													100					
19	Abbott Albert	100			2000	170		2	2	2		2		600			1500	300					
20	Hyde J Broddie	120	115		3500	1000	100	9	3	5		3		8	1200		75	425		1500			3500
21	Lewis Henry	25			500												17	500					3500
22	Strother George	20			400	10		2		1				100				150	30				3500
23	Morgan John	20			400	5		2		1	2			8	250			150					2000
24	Strother George	30			600																		500
25	Bayne Calvin	25			500	10		2	1					100				200					1500
26	Moore John James	50	110		2500	15				2				300			30	500	150				1200
27	Brown John	20			400			1	1			5	15	200		40	100	100					1000
28	Bradley Maria S	80		100	2000	100	60	9	4	4		6	14	40	1400	100	800		400	100			7000
29	Redmon Thomas	85	295		3000	300	130	4	4	6		10		40	1125		270	1500					8000
30	Paschen Albert	110	40		3000	50		1	4	2		5		30	600		135	350	50				1000
31	Meyer Henry J	20		60	1600	60		2		2		3		15	300			200	40				3500
32	Meyer Henry	90		70	3000	100		6		5		7	25	650		100	750	100					4500
33	Bitter William	60		20	2500	75		3		3		3		30	520		300	1000	40				4500
34	Ann Henry	40			800	75		6	2	5	6			20	1250			500	20				2000
35	Feather Richard	40			800	75		2	2	2				20	325		150	1000	50				2000
36	Bitiker Joseph	40			500	50		3		4		1		3	300		60	750	50				5000
37	Sleyter Peter	80			1600	150		11		3		22	10	8	1100		200	500	100				5000
38	Hemming John	40		80	1600	50		2	2	2		3		10	500		200	1000	50				
39	Williams John P	1000	3000		50000	500	500	3	6	10		40	400	30	3500		1200	2000	200				
40																							

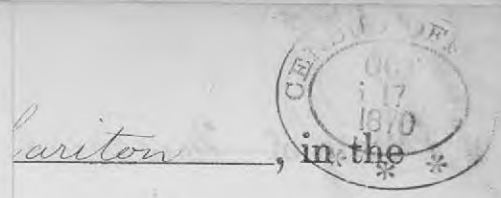
3333 4705 434 32820 4690 2125 121 57 100 11 159 518 583 24520 1705 6200 23680 3670 119200

State of Missouri, enumerated by me on the 18th day of July, 1870.
B. M. Deatch, Ass't Marshal.

YEAR ENDING JUNE 1, 1870.

Cotton. (Bales 450 lbs.)	Wool. Lbs.	Furs and Beaus. Bush.	POTATOES.		Orchard products. Dolls.	Wine. Gallons.	Produce of Market Gardens. Dolls.	DAIRY PRODUCTS.			Hay. Tons.	SEED.		Hogs. Lbs.	Hemp. Tons.	Flax. Lbs.	Flax-seed. Bush.	Silk cocoons. Lbs.	SUGAR.		Molasses. Gallons.	BEERS.		Forest products. Dolls.	Value of Home Manufactures. Dolls.	Value of animals slaughtered or sold for slaughter. Dolls.	TOTAL VALUE. Estimated value of stock, including terminations and addi- tions to stock. Dolls.			
			Irish. Bush.	Sweet. Bush.				Butter. Lbs.	Cheese.* Lbs.	Milk sold. Gallons.		Clover. Bush.	Grass. Bush.						Maple. Lbs.	Cane. Hhds. (1,000 lbs.)		Wax. Lbs.	Honey. Lbs.							
25	26	27	28	29	30	31	32	33	34	35	36	37	38	39	40	41	42	43	44	45	46	47	48	49	50	51	52			
			20					100																	10	120	250	1		
																												100	2	
			100																									1160	3	
			150																									1320	4	
																												50	5	
	60		400								30																250	1875	6	
	75		150		100			400			25																645	4555	7	
			10																									50	8	
			5																									135	9	
			15																									40	10	
			20		50			200			20														120		700	2300	11	
																												50	12	
	50		25					100																			625	2195	13	
			10																								90	260	14	
			50					100																			60	610	15	
																											45	95	16	
								17																			50	180	17	
			10																									55	18	
			1000					250																			250	1440	19	
			100		50			200			100																800	3145	20	
			30																								50	575	21	
								25																			41	385	22	
								50																			25	255	23	
																											8	145	24	
																											25	230	25	
			10		25			50																			160	605	26	
	30							100																			60	305	27	
	30		40					200																			120	1810	28	
			20		25			250			8														40		375	2330	29	
			20		10			50																			80	510	30	
			30					50																			50	435	31	
	10		100					200			2																200	1135	32	
			150					150			1																65	1040	33	
			100					200																			80	1295	34	
								25																			100	915	35	
			40					20																			15	80	910	36
	20		20					50																			120	990	37	
			20					50																				120	860	38
	1000		400		25			300			20																		1100	39
																														40
	1275		3045		285			3137			206															15	160	10	5400	35495

* This will include only such cheese as is made upon the farm. Milk sent to cheese factories will be regarded as milk sold off the farm.



SCHEDULE 3.—F

Oct 4 1870

Post Office: AC

I hereby certify that I have taken the Census of 17th sub districts of the State of Missouri according to law and instructions to the best of my ability

B. M. Veatch

Agent and Marshal 17th sub dist. Mo.

PRODUCE DURING THE

Year.	Barley.	Buckwheat.	Rice.	Tobacco.
sh.	Bush.	Bush.	Lbs.	Lbs.
0	21	22	23	24

Name of Agent, Owner, or Manager.

No.	Name	Wheat		Corn		Oats		Rye		Buckwheat		Barley		Clover		Hay		Tobacco			
		bu.	sh.	bu.	sh.	bu.	sh.	bu.	sh.	bu.	sh.	bu.	sh.	bu.	sh.	bu.	sh.	bu.	sh.	bu.	sh.
1	Harry Willis																				
2	Sanders Isaac																				1800
3	Sanders David																				50
4	Lilloison John	150	250	8000	50	250	3	1	3	5	26	15	580	140	2000	400				4000	
5	Williams Edward	80	40	3000	200		4		2		6	340	200	750	300						
6	Danneron George	400	180	7000	400	150	7	3	6	10	20	22	1330	30	330	45	500	500	50		
7	Sanders William A	18	62	1000	30		4		2		15	330		200	30						
8	Foster Patrick	120	40	5000	725	200	2	2	3	1	37	852	200	80	150	250				3000	
9	Davis Benjamin F	10		200	25		2		1		3	325		100							
10	Dougherty Parris	15		300	25		2				2	200		150							
11	Sticker James	10		200			1					100		80							
12	Brown Michael	35	6	800	15		2		3	2	20	440	100	500							
13	Lilloison William	170	42	1600	100	75	2	3	4	4	30	15	730	45	500	60				4000	
14	Windsor Nathaniel J	570	160	2000	10000	745	500	10	2	4	20	50	70	1600	300	40	500	1000		2000	
15	Sumell George W	40		800	75		3		3		10	20	480	75	30	350	60				
16	Sanders John	25	140	2000	10		4	1	4	2	12	450	25	250	50						
17	Eckhardt George	150	170	4500	30	25	6	2	2	8	240	20	850		250						
18	O'Brien Dixon A	80	60	2500	75	100	7	1	3	4	16	30	700	50	500	100				5000	
19	Wallis Julius	12		240	10		1	1		1		1	100		250	30				800	
20	Adams William J	50		2000	100	100	4	2	6	3	20	25	600	40	750	140				3000	
21	Phelps Horatio D	70	70	1500	100	60	2		1		13	250	60	250	30					1500	
22	Gunn Asa	80	150	3500	50		2	5		3	25	35	600	50	350	50					
23	West George B	80	80	1200	10	200	2		2		17	250	24	300						800	
24	Lee George J	45		900	10		1	1				125		375	100					600	
25	Drumwall James	200	338	1000	6700	200	450	4	5	6	5	5	40	1000	200	100	750	200		500	
26	Heaton Benjamin F	100	40	85	4900	60		6		5	2	25	750	61	750	200				1000	
27	Phelps James	270	20	6000	80	160	6	3	3	30	50	30	1300	100	750						
28	Dickson James	80	80	1800	80	100	2		3		13	350		250	120						
29	Brockman Jacob	70	10	1000	80		5		2		5	400	10	250	150					300	
30	Brockman Lewis	40		800			2		2	1	4	200		250	45					1000	
31	Smith William L	80	60	4200	125		5		2		3	640		150							
32	Manning William	50		1000	100		6		1	3	8	3	600	50	80	900	100			7000	
33	Blackwell Robert	60	40	2000	50		4	2	3	2	10	25	560		20	600				7000	
34	Murphy Marion	10		200	50		1	1			2	130		100							
35	Phelps John C	40	30	1000	50	30	4		4	3	15	3	330		600						
36	Crouse B	10		200			2		2	1	12	200		20							
37	Winn Rebecca	148		2900	50		3		2		12	50	525	200	500	900				3000	
38	Stouton Elizabeth	125		2500	50		6	2	2	4	20	15	675	50	15	350	100			600	
39	Winn Hampton	25	35	600	25		2		2	2	10	12	160	78	400	150				1000	
40	Brown Thomas	106	106	2500	90	90	6		4	7	7	35	675	75	575	75					

4470 2609 465 15840 3935 3070 154 60 108 5 125 655 946 2475 30 2998 485 17300 5370 50 4790

H. S. M.



SCHEDULE 3.—Productions of Agriculture in Buffalo Sick Township, in the County of Chariton, in the State of Missouri.
Post Office: Keeytesville Missouri

Name of Agent, Owner, or Manager.	ACRES OF LAND.			PRESENT CASH VALUE.		Total amount of wages paid during the year, including value of board.	LIVE STOCK, JUNE 1, 1870.								PRODUCE DURING THE YEAR.								
	Improved.	UNIMPROVED.		Of farm.	Of farming implements and machinery.		Horses.	Mules and Asses.	Milch Cows.	Working Oxen.	Other Cattle.	Sheep.	Swine.	Value of all live stock.	WHEAT.		Rye.	Indian Corn.	Oats.	Barley.	Buckwheat.	Rice.	Tobacco.
		No.	Wood-land.												Other unimproved.	Dolls.							
1	2	3	4	5	6	7	8	9	10	11	12	13	14	15	16	17	18	19	20	21	22	23	24
Harvey William	700	300		15000	2500	500	12	25	2		5	250	3665		200		750						
Sanders Isaac	160	140		6000	300	500	6	1	4			30	30	970		335	75	300	250				1800
Sanders David	20			400	60		3		1			2	3	300				150					
Lilloson John	150	250		8000	50	250	3	1	3		5	26	15	386		140		2000	400				4000
Williams Edward	80	40		3000	200		4		2				6	340		200		750	300				
Dameron George	400	180		7000	400	150	7	3	6		10	20	20	1330	30	330	45	500	500	50			
Sanders William A	18	62		1000	30		4		2				15	390				200	30				
Foster Patrick	120	40		5000	725	200	2	2	3		1		37	852		200	80	150	250				3000
Davis Benjamin	10			200	25		2		1				3	325				100					
Dougherty Parris	15			300	25		2						2	200				150					
Adcker James	10			200			1							100				80					
Brown Michael	35	6		500	15		2		3		2		20	440		100		500					
Lilloson William	120	42		1600	100	75	2	3	4		4	30	15	730		45		500	60				4000
Wardor Nathaniel	570	160	200	10000	775	500	10	2	4		20	50	70	1600		300	40	500	1000				2000
Fennell George W	40			800	75		3		3			10	20	480		75	30	350	60				
Sanders John	25	140		2000	10		4	1	4		2		12	450		25		250	50				
Chhardt George	150	170		4500	30	25	6	2	2		8	240	20	850				250					
O'Brien Dixon A	80	60		2500	75	100	4	1	3		4	16	30	700		50		500	100				5000
Wallis Julius	12			240	10		1	1			1		1	100				250	30				800
Adams William J	50			2000	100	100	4	2	6		3	20	25	600		40		450	140				3000
Phelps Horatio D	70	70		1500	100	80	2		1				13	250		60		250	30				1500
Carrn Asa	80	150		3500	50			2	5		3	25	35	600		50		350	50				
West George B	80	80		1200	10	200	2		2				17	250		24		300					800
Lee George G	45			900	10			1	1					125				375	100				600
Drumwall James	200	338	100	6700	200	450	4	5	6	5	5		40	1000		200	100	750	200				500
Heaton Benjamin F	100	40	85	4800	60		6		5		2		25	750		61		750	200				1000
Phelps James	270	20		6000	80	180	6	3	3		30	50	30	1500		100		750					
Hickson James	80	80		1800	80	100	2		3				13	350				250	120				
Brockman Jacob	70	10		1000	80		5		2				5	400		10		280	150				300
Brockman Lewis	40			800			2		2		1		4	200				350	45				1000
Smith William G	80	60		4200	125		5		2				3	640				150					
Manning William	50			1000	100		6		1		3	8	3	600		50	80	500	100				7000
Blackwell Robert	60	40		2000	50		4	2	3		2	10	25	560			20	600					7000
Murphy Marion	10			200	50			1	1				2	130				100					
Phelps John C	40	30		1000	80	30	4		4		3	15	3	330				600					
Cruise B	10			200			2		2		1		12	200				20					
Winn Rebecca	148			2900	50		3		2			12	50	525		200		500	400				3000
Stooton Elizabeth	125			2500	50		6	2	2		4	20	15	675		50	15	350	100				600
Winn Hampton	25	35		600	25		2		2		2	10	12	160		78		400	150				1000
Brown Thomas	100	100		2500	80	90	6		4		7	7	35	675		75		575	75				

3278.

46.5.11

State of Missouri, enumerated by me on the 20th day of June, 1870.
B W Deatch, Ass't Marshal.

YEAR ENDING JUNE 1, 1870.

Cotton. Bales (450 lbs.)	Wool. Lbs.	Peas and Beans. Bush.	POTATOES.		Orchard products. Dolls.	Wine. Gallons.	Produce of Market Gardens. Dolls.	DAIRY PRODUCTS.			SEED.			Hops. Lbs.	Hemp. Tons.	Flax. Lbs.	Flax-seed. Bush.	Silk cocoons. Lbs.	SUGAR.			BEES.		Forest products. Dolls.	Value of Home Manufactures. Dolls.	Value of animals slaughtered or sold for slaughter. Dolls.	TOTAL VALUE. Dolls.				
			Irish. Bush.	Sweet. Bush.				Butter. Lbs.	Cheese.* Lbs.	Milk sold. Gallons.	Hay. Tons.	Clover. Bush.	Grass. Bush.						Maple. Lbs.	Cane. Hhds. (1,000 lbs.)	Molasses. Gallons.	Wax. Lbs.	Honey. Lbs.								
25	26	27	28	29	30	31	32	33	34	35	36	37	38	39	40	41	42	43	44	45	46	47	48	49	50	51	52				
	426							200	100																	200	1381				
	60		100		100			300			12										20				100	150	1240				
																												75			
	70		40					150													35	10	50		20	100	1200				
			50					100																		50	150	835			
	100		200		400			300	100		20														40	300	100	300	1768		
			20																			15					75	197			
																											30	560			
			10																									55			
																												75			
																												40			
			20					150																			125	500			
	80				25			200														30	6	70		35	165	620			
	100		40		25			100			18														200		400	1620			
	20							50																			100	400			
					10			100																			100	300			
	1300		40		25						20																130	870			
	60		10		50			100			12														10	200		240	1155		
			10					25																				65	265		
	435		15					200																		40	10	150	200	970	
					100			100																				80	470		
	33		20		25			200																			15	30	120	495	
																													250	445	
			10																										30	285	
			60		25			200																					350	1433	
			30					200																				40	120	800	
	100				25			150																			40	25	1800	2415	
								50																					75	280	
			40					200																					70	340	
																														215	
								100																					55 165		
	30							80																			15	25	110	1240	
	25		30					130																				15	60	930	
			50					60			1															10	30	100	225		
	16		10					175																						360	
								73																						20	
	100							200																					410	1380	
	50		30		125			250			2																18	50	50	300	910
	35		30					150																				10	80	525	
	75							240			3																		340	830	

266 ✓ 865 ✓ 435 ✓ 4543 200 500 298 76 1180 430 1295 27.911

* This will include only such cheese as is made upon the farm. Milk sent to cheese factories will be regarded as milk sold off the farm.

SCHEDULE 3.—Productions of Agriculture in Buffalo Lick Township in the County of Chariton, in the State of Missouri
 Post Office: Keyleville Missouri



Name of Agent, Owner, or Manager.	ACRES OF LAND.			PRESENT CASH VALUE.		Total amount of wages paid during the year, including value of board.	LIVE STOCK, JUNE 1, 1870.								PRODUCE DURING THE YEAR.										
	Improved.	UNIMPROVED.		Of farm.	Of farming implements and machinery.		Horses.	Males and Asses.	Milk Cows.	Working Oxen.	Other Cattle.	Sheep.	Swine.	Value of ALL live stock.	WHEAT.		Rye.	Indian Corn.	Oats.	Barley.	Buckwheat.	Rice.	Tobacco.		
		No.	Woodland.												Other unimproved.	Dolls.								Dolls.	No.
1	2	3	4	5	6	7	8	9	10	11	12	13	14	15	16	17	18	19	20	21	22	23	24		
1 Percival Alfred	20			400	65		2	2	1		2	16	24	525	22			200	50						
2 Lamb Thomas	20			400	50		6		2		5	8	375				100						2700		
3 Winn James	40	60		3000	100	20	1	1	1		3		25	450		70		300	300				3000		
4 Winn John	75	115		4000	100	20	2		3		8		50	600		70	40	500	100				1000		
5 Swartzler Barnett	10			200	10		2	1	1		1	2	5	210		50		375						800	
6 Hughes Eury	15			300	60		4	1	1	2			12	460										2000	
7 Sandrum Richard S	50	110		1000	40		1		2			12	7	220				375	80					3000	
8 Horton Cyrus	20		125	400	50		2		1		2	20	6	200				300							
9 Anderson Betsey	65	45		2000	100	25	10	2	4		6	37	40	1440		60		1000	100						
10 Horton Eliza	15	25		400	10	50	1		1			10	3	130				100	25					300	
11 Hendricks B J	15			360	100		3		2			5	10	230				400						4500	
12 Euring Henry	100	25	75	2000	125	100	3		2			15	5	300		85	40	150	75					2500	
13 Horton Andrew	30	30	50	1000	50	100	3		2			12	2	200		130	80	150							
14 Horton Thomas	20	6	50	600	10	50	2		1				4	150				100						1800	
15 West George	70	18	82	1600	60		2		2				10	300			25	750	60					900	
16 Hunt Conger	160	80		4500	80	300	5	3	3		2	35	20	1050		150		1500	150					10000	
17 Williams Martha	100	200		5000	80	300	10	10	5		10	13	25	1800		90		1500	140					3000	
18 Ellington Samuel D	150	330		4000	40		3	4	2	2	3	10	40	1000		35	40	500	100					5000	
19 Dawson William	30	10	40	800	60		4		3			50	12	350		15			50						
20 Valley Moses	50	30		500	50				1	2	1	45	10	300		50		600						2000	
21 Philpot Barton	55	105		1600	80		4		3		2	8	13	340		140		375	100					1000	
22 Ellington Edward	20			400			1	2	1			3	2	200				100						800	
23 Lee William H	100	100		2000	40	400	6		4		2	45	18	750		70		200	200					7000	
24 Madison Isaac	50	30		800	20		2		2			5	12	250		100		700	50					300	
25 Henderson Thomas H	160	240		4000	300	150	12		6	4	6	35	20	1100		130		1000	300						
26 Suran Thomas	80	120		2000	40		13		5	2	6	8	14	750		38	58	800	100					2200	
27 Bucker Jere	50	70	80	2000	40	200	5		4			15	20	500		80	30	250	15					1100	
28 Ellington John	70	90		1600	40	200	4		2			30	21	450				750	100					4000	
29 Jacks Edward	20			400	50		2		1					150				250	30					3700	
30 Dameron Grene	10			200			1							40				100							
31 Mason Benjamin S	30	10	100	1000	50	170	2		3		3	20	12	280				300						5000	
32 Snyder Henderson	10			200	80		3		1				7	250		36									
33 Fitzpatrick John	20			400	50		4		2		4	6	35	680				250							6300
34 Foxman Ann	10			200			1		1		2	12	10	180				150							
35 Mott James	50	70		1200	40		5		2		9	12	10	450		30		200						1200	
36 Roummall Doc	20			400	50		4	1	1		2		17	500		50		300							4000
37 Funnell James	40			800	20	125	3		2		2			320		15	100	400							2600
38 Bay Samuel	20			400	60				2	2	3		12	390		140		200							800
39 Haines Calvin	10			200										25				100							
40 Wetherston Reuben	10			200										45											
	1853	1919	615	52400	2220	2250	139	29	82	12	44	486	548	17970	22	1656	413	16005	2525					82300	

State of Missouri, enumerated by me on the Twentieth day of June, 1870.
B M Veatch, Ass't Marshal.

YEAR ENDING JUNE 1, 1870.																									TOTAL VALUE.						
Cotton. (Bales 450 lbs.)	Wool. Lbs.	Peas and Beans. Bush.	POTATOES.		Orchard products. Dolls.	Wine. Gallons.	Produce of Market Gardens. Dolls.	DAIRY PRODUCTS.			Hay. Tons.	SEED.			Flax. Lbs.	Flax-seed. Bush.	Silk cocoons. Lbs.	SUGAR.			BEES.		Forest products. Dolls.	Value of Home Manufactures. Dolls.	Value of animals slaughtered or sold for slaughter. Dolls.	Estimated value of all farm produce, minerals and additions to stock. Dolls.					
			Irish. Bush.	Sweet. Bush.				Butter. Lbs.	Cheese.* Lbs.	Milk sold. Gallons.		Clover. Bush.	Grass. Bush.	Hops. Lbs.				Hemp. Tons.	Maple. Lbs.	Cane. Hdls. (1,000 lbs.)	Molasses. Gallons.	Wax. Lbs.					Honey. Lbs.				
25	26	27	28	29	30	31	32	33	34	35	36	37	38	39	40	41	42	43	44	45	46	47	48	49	50	51	52				
	30		10		10			50																	14	250	345	1			
	14		10					110																		16	72	365	2		
			10					50																			160	430	3		
			25					50		10													50				150	430	4		
	5		10					30																			75	180	5		
			60					30																				150	200	6	
	30		20					20																				200	600	7	
	90																												185	8	
	110		10					200													10					35	660	550	9		
	18		5																								10	80	10		
	20		10					12																			30	75	500	11	
	20		10	5				75																			26	80	500	12	
	20							80			1																20	100	350	13	
								50			1																40	250	14		
			20					50																				410	900	15	
	150		50					200			1											50		20			450	2300	16		
	30				20			80		8														50			200	2500	17		
	20		10					20		2																		150	1000	18	
	60		10					100		1																	35	100	250	19	
	100		15					100																			80	320	820	20	
	32		10					10																				150	440	21	
	5		5					10																				100	175	22	
	100		50					200			7																60	100	1900	23	
	10		5																									150	350	24	
	60		20	30				200			12													30			300	1400	25		
	30		50					100			5																	125	900	26	
	75		30					75			2																50	100	430	27	
	60		10					50																				150	825	28	
			15					50																				100	450	29	
																													50	30	30
	60		10					100																			33	150	800	31	
			8					50																					38	90	32
	15		8					150																			10	100	700	33	
	15							30			1																15	45	200	34	
	20		30					90			2																20	70	400	35	
			10					40																				100	500	36	
			20					30																				60	560	37	
																												15	150	600	38
																													50	39	
																													40	40	

1144 566 35 30 253 53 60 150 449 5660 23.675

* This will include only such cheese as is made upon the farm. Milk sent to cheese factories will be regarded as milk sold off the farm.

SCHEDULE 3.—Productions of Agriculture in Buffalo Lick Township, in the County of Chautau, in the State of Missouri, in the Year 1870

Post Office: Keytesville Missouri

Name of Agent, Owner, or Manager.	ACRES OF LAND.			PRESENT CASH VALUE.			LIVE STOCK, JUNE 1, 1870.	PRODUCE DURING THE YEAR 1870.																
	UNIMPROVED.			Of farm.	Of farming implements and machinery.	Total amount of wages paid during the year, including value of board.		Horses.	Mules and Asses.	Milch Cows.	Working Oxen.	Other Cattle.	Sheep.	Swine.	Value of ALL live stock.	WHEAT.		Rye.	Indian Corn.	Oats.	Barley.	Buckwheat.	Rice.	Tobacco.
	Improved.	Wood-land.	Other unimproved.													Spring.	Winter.							
No.	No.	No.	Doll.	Doll.	Doll.	No.	No.	No.	No.	No.	No.	No.	Doll.	Bush.	Bush.	Bush.	Bush.	Bush.	Bush.	Bush.	Bush.	Lbs.	Lbs.	
1	2	3	4	5	6	7	8	9	10	11	12	13	14	15	16	17	18	19	20	21	22	23	24	
Mason John	100	90	40	3300	100	200	4		4		3	40	25	720		200	100	450	150					3200
Mason Peter	70	90		2000	750	60	6		2	2	2			25	550	110		1000	50					4000
Brunnall Samuel	160	160		4000	250	375	5	2	5		18	35	20	950	80	20	2200	300						1300
Moorehead Isaac	46	95		3000	100	200	3	2	3		4			44	850			250	120					4500
Bowman Alfred	25			500														350	200					650
Philpot Mezekiah	20			400	40		5								250			200	100					3000
Madison Thomas	20	40		700	70		2		2		1		20	325	20		600	70						
Medley Frank	30	45		800	50		2	2	1				3	300					20					
Lovel John	50	70		1400	60		5		3		1	20	15	650	50	10	400	20						900
Sanders Henry	12			240	40		2		2					200				150						900
Hatchers Moses	35	85		1400	50		2	1	4		1	15	12	400	50		350	100						1400
Finell William	40	106		1400	50	80	2	1	2				25	14	340	39		300	100					2000
Collins Albert	10			200			2							2	125	10	5	50	20					
Burton David	50	150		2500	600	300	10		6		6	100	60	1250	100	20	1400	300						4000
Wall Asa M	10	30		400	25		1							80				75	30					
Insler Lewis	80	70	20	1700	40		5	3	3		2	20	20	900	114	34	400	120						
Insler Orlando	2	48		500	50		3		1			10	15	225				150						600
Burtley Henry	15			300	10		1	1	1					150				360						
Sturt William	30			600	20		4		2		3	10	15	350	20	25	250	40						
Prather John	25	35		800	60		5		3		3	6	30	600	25	25	300	30						800
Keen William	35			700	50		7	1	5		2	13	20	700	20	160	300	108						1200
David Marks	30			600	60		1	2	2				2	310	50	100	150	150						600
Ben Henry	25			500					1					30	40		150							600
Richardson Samuel	10			200	20		4		1				15	450				250						
Waterfield Henry	20			400	12		4	1	3		1		1	430	16		500	50						2800
High Aaron	21	35		400	10		3							225			400	100						800
Waterfield Thomas	60	100	40	5000	100		3		4			26	25	425	137		500							1500
Graves Inrush	20	70	40	2000	70		2		1					4	200		500	50						
Poffett Sarah	25			500	40		3		2			9	11	320			400	60						1700
Bartholomew Lucius	40	15	103	3500	30				1	2	3	2	11	250	5		400							170
Richardson Joseph	4	40	36	1200	50	30	3		2		1	14	3	325	45		200	70						1800
Dameron Lewis G	100	420		1240	200	100	4	4	6		13	10	40	1100	100	200	1000	300	40					
Covey Simon B	30	60		1000	100		2		2				6	250	35		150							
Cook William	10			200			3							250			150	30						
Richardson Henry	100	300		6000	150		10	5	6	2	5	50	35	1300	50	25	750	250						1100
Dunn John D	70	60	30	1920			4	4	5		5	5	15	900	60		375	150	50					500
Wright John W	60	50	10	1800	150	75	4	2	4		4	20	20	730			950	200						
West Ignatius	30		50	1500	50		2	1	2				4	300			400							
Christman Henry	55		25	1300	50		2		2				2	175			400							
Eshardt John	15			300	40		2		2		1	30	12	200			150	75						
	1619	2288	426	61600	2872	1220	135	32	95	6	84	479	555	18105	170	1666	2644	17610	8363	99				40020

State of Missouri, enumerated by me on the 20th day of August, 1870.

B M Veatch, Ass't Marshal.

YEAR ENDING JUNE 1, 1870.

Cotton. Bales (450 lbs.)	Wool. Lbs.	Peas and Beans. Bush.	POTATOES.		Orchard products. Dolls.	Wine. Gallons.	Produce of Market Gardens. Dolls.	DAIRY PRODUCTS.			SEED.			SUGAR.			BEES.		Forest products. Dolls.	Value of Home Manufactures. Dolls.	Value of animals slaughtered or sold for slaughter. Dolls.	TOTAL VALUE. Dolls.									
			Irish. Bush.	Sweet. Bush.				Butter. Lbs.	Cheese.* Lbs.	Milk sold. Gallons.	Hay. Tons.	Clover. Bush.	Grass. Bush.	Hops. Lbs.	Hemp. Tons.	Flax. Lbs.	Flax seed. Bush.	Silk cocoons. Lbs.					Maple. Lbs.	Cane. Hhds. (1,000 lbs.)	Molasses. Gallons.	Wax. Lbs.	Honey. Lbs.				
25	26	27	28	29	30	31	32	33	34	35	36	37	38	39	40	41	42	43	44	45	46	47	48	49	50	51	52				
	60				75			250			5										10			40	200	1400					
								80			4															200	1300				
	40		100		10			300			12														60	600	2900				
					50			260																			45	600			
			5																									200			
								30			2																40	350			
			5																			40					75	420			
								20																			50	75			
	40		10		10			40																		40	125	500			
			15					80																		15		150			
	30		10	8				70																			18	125	475		
	50		10		5			100																				80	425		
																												40	85		
	200		30	20				150			4															20	12	200	1600		
			5																									75	115		
	40							100			3																20	60	600		
	20		10					30																				125	250		
			10					40																				100	280		
	20		15					30			4																	100	480		
	15							200			5															10	20	130	600		
	26							250			4															30	20	125	700		
								150																				17	100	500	
								40																					30	180	
			15					25																		30		60	200		
			15					250			2																	2	45	550	
																												6	40	400	
	50		100	50	20			200			20															3	120	40	110	900	
			50	25				40			2															10		50	200		
	14			10				100			2																	85	105	550	
	14		125								9															10		25	325		
	45		20					200																		40		50	80	510	
	100		30	2	300			300			20															12	200	100	2960	3845	
								200																					75	245	
			15					200																		10			60	155	
	150		30		50			350			3																10	440	20	230	1140
	25							300																					15	120	615
	100		15		10			150			3																50	25	220	910	
	100		15		10			100																					120	350	
								100																					150	380	
	100		5					25			2																	75	205		
	1165		665	1130	530			4500			1000															265	25	410	528	7185	25695

* This will include only such cheese as is made upon the farm. Milk sent to cheese factories will be regarded as milk sold off the farm.

SCHEDULE 3.—Productions of Agriculture in Buffalo Creek Townships, in the County of Chariton, in the

Post Office: Keokukville Missouri



Name of Agent, Owner, or Manager.	ACRES OF LAND.			PRESENT CASH VALUE.		Total amount of wages paid during the year, including value of board.	LIVE STOCK, JUNE 1, 1870.								PRODUCE DURING THE								
	Improved.	UNIMPROVED.		Of farm.	Of farming implements and machinery.		Horses.	Mules and Asses.	Milch Cows.	Working Oxen.	Other Cattle.	Sheep.	Swine.	Value of ALL live stock.	WHEAT.		Eye.	Indian Corn.	Oats.	Barley.	Buckwheat.	Rice.	Tobacco.
		No.	Wood-land.												Other unimproved.	Dolls.							
	No.	No.	No.	Dolls.	Dolls.		Dolls.	No.	No.	No.	No.	No.	No.	No.	Dolls.	Bush.	Bush.	Bush.	Bush.	Bush.	Bush.	Bush.	Lbs.
1	2	3	4	5	6	7	8	9	10	11	12	13	14	15	16	17	18	19	20	21	22	23	24
Finnell, Asa H	183			5000	100	200	13	4	4	55	40	1350		500	100	500	500						7500
Phelps Stephen	230	30		5000	50	150	10	2	4			40	1375		40	50	1500	100					2600
Dean Hazel	150	10		1500	125		6	1	5	16	25	475		50	100	375	50						300
Patterson David R	15			300	25		2		2			3	300				200						
Davis James S	65	15		1000	150	25		2	1			32	375		140	50	300	50					
Reynolds Edward	15			300					1				20				150						
Prather John J	20			400		5	4	1	3			1	375				125	100					
Murphy John	350			6000	150		4	4	4	4	10	40	1200		200	100	600	100					
Murphy Milford	300	40	10	8000	150		7		3			10	70	800		87	1000	200					
Booley John P	10			200	60		3		1			3	170				120						500
Finnell Elizabeth	160			3200	100		5		3	2	6	20	42	1070		300	50	650	100				
Anderson James C	40	30		1400	50		3	2	2			7	10	500		52	40	350	150				1700
Allen Garret J	375	15		8000	200	300	5	4	4		1	40	75	850		540	75	1000	200				4600
Mott Surlida	40	40		800	20		5		4			10	10	450			90						
Elliott Jefferson	10			200	25		2						100										300
Gooch Edward	15			300	10	25	2	1	1				180										100
Gooch William	80			1200	100		3	1	2		3	15	25	360		50	50	200	50				2600
Gooch Daniel	200	200		6000	150	150	10	7	5	2	4	56	44	1250		300	80	1000	200				610
Gooch Nelson	10			200	10				1			5	2	50									
Mott James	140	60		2000	30	300	6	1	3	2	3	20	25	500		150	25	500					
Price Joseph H	20	160		1000	200	450	10	1	4	4	2	50	40	1000		75		375	100				550
McCrany Eliza	13	7		50													200						
Thomas Elizabeth	25			500	25		2		1	2		25	325				125						4000
Gooch John	50	140		1500	20		2		2	2		15	29	380		40	30	150	50				2400
Boeadus Omer	25			500	25		2		1			22	12	300		70		200	140				2000
Clark James B	15	25		600	20		4		1			8	15	300				500					
Lewis Thomas	25	25		600	25		3		1		3	10	10	300				250	50				800
Ramsey George W	40			800	12		2		2		2	4	5	300		40	375	100					540
Gooch Malinda	200	150		4000	5		3		2		2	12	250		60	15	300	100					
Dennis Thomas H	50	40		1000	50		2		2		2	7	18	275									2600
Blake Davis	100	140		2400	100	100	2	3	2	2	1	35	5	450		100		100					2000
Byron John	80	50		1800		120	2	2	2			7	500				1500	20					
Brester Segrant	80	40		1200	25		3		2			10	20	250			200	40					850
Butter James B	200	20		2200	25		2	2	3			20	30	300		250		250	300				400
Mott Robert	10			200					2				125				90						
Best Margaret	80	40		1200			4		1		3	7	12	200									
Best Henry C	40	10		500	100		4		2			10	13	325			500	100					990
Dennis William H	40			800	25		8	3	5	2	4	15	2	800		140	100	300	300				
Harrelson Andrew	60	38		1500	10		3	1	2		4	15	13	500		35		375	100				2000
Ketchum Stephen	80	120		1000	25		3	1	2	2	6	50	40	60		120		150	300				2300
				3591	1465	10	69500	2197	1525	158	40	86	24	60	532	816	18690	3339	915	14500	3600		42211

State of Missouri, enumerated by me on the 20th day of August, 1870.

B M Veatch, Ass't Marshal.

YEAR ENDING JUNE 1, 1870.

Cotton. Bales (450 lbs.)	Wool. Lbs.	Peas and Beans. Bush.	POTATOES.		Orchard products. Dolls.	Wine. Gallons.	Produce of Market Gardens. Dolls.	DAIRY PRODUCTS.			SEED.			SUGAR.			BEES.		Forest products. Dolls.	Value of Home Manufactures. Dolls.	Value of animals slaughtered or sold for slaughter. Dolls.	TOTAL VALUE. Dolls.					
			Irish. Bush.	Sweet. Bush.				Butter. Lbs.	Cheese.* Lbs.	Milk sold. Gallons.	Hay. Tons.	Clover. Bush.	Grass. Bush.	Hops. Lbs.	Hemp. Tons.	Flax. Lbs.	Flax-seed. Bush.	Silk cocoons. Lbs.					Maple. Lbs.	Cane. Hhds. (1,000 lbs.)	Molasses. Gallons.	Wax. Lbs.	Honey. Lbs.
1		125		30					150		8							4	40		60	310	1500				
2				20		20			150												50	50	815				
3		16							30												15	15	500				
4									15													30	135				
5		118		12					150													340	500				
6																							75				
7									50		2											100	220				
8				8		50			150		2										40		700				
9		50		15	5	100			200									10			25	600	1453				
10				10					30														103				
11		15				10			200									30				500	1240				
12		25							50		1							30				180	640				
13		200		10		25			200									100				1200	2840				
14		30							100														85				
15				20	10														120		300	100	460				
16				10					25													30	47				
17		40																				100	503				
18		160		15	10	100			150									13	120		40	600	2230				
19		13		10	3				40													50	75				
20		120		10																		20	150	670			
21		125				50			100		1											500	965				
22																							100				
23				6					25		2											100	460				
24		27				5			25													50	340				
25		40		3					150													50	100	550			
26		20		5					25													300	565				
27		25		6					50													24	160	405			
28		8		30					40									52				120	435				
29		5		10					25									18	5	2		20	120	415			
30		18																				83	270				
31		130		8					20												5	100	430				
32				12		20			100		10										7	94	990				
33		25		5					20													130	315				
34		100		100					50												25	200	785				
35		20							40													100	120				
36																							45				
37		17		10					50										10		10	275	660				
38		40		40		20			100		8											20	100	790			
39		60							100													12	120	570			
40		200		20	25	100															25	72	300	990			

* This will include only such cheese as is made upon the farm. Milk sent to cheese factories will be regarded as milk sold off the farm.

SCHEDULE 3.—Productions of Agriculture in Buffalo Sick Township, in the County of Chariton, in the

Post Office: Haytesville Missouri

Name of Agent, Owner, or Manager.	ACRES OF LAND.			PRESENT CASH VALUE.		Total amount of wages paid during the year including value of board.	LIVE STOCK, JUNE 1, 1870.								PRODUCE DURING THE YEAR.										
	Improved.	UNIMPROVED.		Of farm.	Of farming implements and machinery.		Horses.	Mules and Asses.	Milk Cows.	Working Oxen.	Other Cattle.	Sheep.	Swine.	Value of all live stock.	WHEAT.		Rye.	Indian Corn.	Oats.	Barley.	Buckwheat.	Rice.	Tobacco.		
		No.	Woodland.												Other unimproved.	Dolla.								Dolla.	No.
1	2	3	4	5	6	7	8	9	10	11	12	13	14	15	16	17	18	19	20	21	22	23	24		
1. <u>Stephen Mary</u>	70	30		1200	60		3		3		2		20	275		28		300	200						
2. <u>Shinner John B</u>	30			600			1		2		3		18	180		28		300	200				230		
3. <u>Hill George B</u>	30			400	15		1		2		2		8	8	200			300	3-0				1700		
4. <u>Green James B</u>	20			400	10		1		1				1	125		70		200	20				270		
5. <u>King Elizabeth</u>	50	30		1000	10		1				1		1	45											
6. <u>King Charles</u>	10			200			5		2				10	12	300		65	150	75				500		
7. <u>Alderson Williamson</u>	30	50		1200	150		3		3		4		18	8	325										
8. <u>Harrelson James M</u>	100	780		6000	50	110	3		4	2	2		14	180		146	6	600	200				3000		
9. <u>Harrelson Windsor</u>	20			400			1		1		1		4	5	50		6	150	30				800		
10. <u>Henderson William</u>	20			400	50		2		2				4	250				500	25						
11. <u>Crutchfield John</u>	40	40		1200	75	175	2		2				14	5	175		40	20	500				3000		
12. <u>Pilloton William</u>	25	73		980	75	30	2	1	3		6		20	18	375		50	375	25				1000		
13. <u>Pilloton Loutitia</u>	130			1000	50		3	1	4				16	7	400		60	250	25				1000		
14. <u>Pilliton Richard</u>	30	10		400	25		2		2		1		7	250		13		500	40				2000		
15. <u>Finnell Howell</u>	16	22		600	25		4		1				15	250				100	50				300		
16. <u>Sigat Edward J</u>	75	5		1300	40		6		2		11		8	24	400		90	500							
17. <u>Hurt Jasper B</u>	10			200	20		1				2		5	120				100							
18. <u>Bagby John W</u>	15			300	25		1	1	2				11	175		190		100	50				1000		
19. <u>Richards John</u>	20	26		600					2		1		11	75											
20. <u>Lovette Catherine</u>	100	60		1000	75		5	2	5		2		10	15	500		34	500	250				1900		
21. <u>Sanders Robert</u>	17	17		300	20		2		1				6	100				50					700		
22. <u>Ketchum Thomas D</u>	170	400		6000	75	100	8	4	3	2	3		45	45	800		100	50	700	500			1200		
23. <u>Waterfield Alexander</u>	30			600			2		3				3	100				250	50				2800		
24. <u>Wieg Aaron</u>	10	38		300	15		2						10	100				200	40				600		
25. <u>Went Jacob</u>	50	30		2000	50		2		2		1		28	300		150		625	50	150			2000		
26. <u>Wynn William</u>	5	75		400	50		2		2				13	300				300					1000		
27. <u>Ketchum Nelson C</u>	65	378		3000	25	20	4		1	2	4		25	27	450		62	300	100				3500		
28. <u>Ketchum Monroe</u>	10			200	10		1		2	2	3		15	240		35		100	60				1700		
29. <u>Ketchum Nathaniel</u>	20			400	5		2						10	100		23		150	100				2300		
30. <u>Ehrhardt John</u>	80	225		3000	75	200	8	1	7	2	10		300	80	1000		40	46	300	60					
31. <u>Box Guy</u>	30			600	50		2	2	4	2	15		17	500				50	50						
32.																									
33.																									
34.																									
35.																									
36.																									
37.																									
38.																									
39.																									
40.																									

1348
 2804
 36180
 1130
 635
 82
 12
 65
 12
 80
 301
 446
 8680
 1200
 116
 8450
 2250
 150
 32500



SCHEDULE 3.—Productions of Agriculture in Chanton Township in the County of Chanton, in the

Post Office: Keytesville Mo

Name of Agent, Owner, or Manager.	ACRES OF LAND.			PRESENT CASH VALUE.		Total amount of wages paid during the year, including value of board.	LIVE STOCK, JUNE 1, 1870.										PRODUCE DURING THE							
	Improved.	UNIMPROVED.		Of farm.	Of farming implements and machinery.		Horses.	Mules and Asses.	Milk Cows.	Working Oxen.	Other Cattle.	Sheep.	Swine.	Value of all live stock.	WHEAT.		Rye.	Indian Corn.	Oats.	Barley.	Buckwheat.	Rice.	Tobacco.	
		Wood-land.	Other unimproved.												Spring.	Winter.								
No.	No.	No.	Doll.	Doll.	Doll.	No.	No.	No.	No.	No.	No.	No.	Doll.	Bush.	Bush.	Bush.	Bush.	Bush.	Bush.	Bush.	Lbs.	Lbs.		
1	2	3	4	5	6	7	8	9	10	11	12	13	14	15	16	17	18	19	20	21	22	23	24	
Lewis James W	150	1700		25200	5700	1000	8	6	10	8			150	3800		300		2500	200					
Lewis James B	200			10,000	200	600	8	4	1		30		2	1750			2000	300						
Hays Levi W	20			4000	30		3		2		6			350			100							
Martin James	15			300					1			9	2	60			100	200						
Thrash Andrew	60	40		1000	150		3	2	5		6		20	800		200								
Obannon William J	20			400	100	300	1	2	4		6		7	830			500							
Adams Isaac	40			800	80		4	1	3	2		2	50	750		200	1000	200						
Hordmeyer Charles	280			10000		200	4	4	10		20	55	30	1800		900	700	400						
Rusche Barnard	20	240		2000	10		4		3		6	35	10	600		300	250	100						
Rushner John	40	40		800					2					70		10	80	20						
Pickens Henry	25	45		1000	50		2		4		4		10	350		150	200	150						
Storin John W	15	18		3000	100		2		2				10	400										
Lilton John	38			700	60		2		1				7	300			700	160						
Clark James A	40			2000	10		2	2	3				6	350			150	60						
Pryton Jackson	13			1000	50		3	1	3				6	500			400	100						
Murray Richard	35	65		1000	150		3	7	2				10	850		60	1000	25						
Harris Alexander	40			800	30		1		1	2			7	175		15	600					6000		
Cupp Thomas H	20			400			3		1				3	200			250					1500		
Pietum Maria	10			200	10		2		2				8	190			20							
Estelle Artie	12			240													100					700		
Wissom Elizabeth	25	50		1800	40		3		2		1	17	10	350			250							
Anderson David	10			200	40		3						3	250			50							
Maltby Beverly	30	50		1500	55		5	1	2		2		6	500			200					3000		
Moss James C	80	120		3000	25	100	6		3		10		25	600		300	1500	50				8000		
Moss Maria	100			1800	40	60	3		3		6	12	7	450		180	500	100				3000		
Lee Noah	30			600	100	30	2		4	2	9		25	550		100	600					6000		
Shaw Thomas	20			400			1							150			300							
Wamers Thomas	90	80		5300	150	400	2	4	4		8		45	1300		440	150	200						
Pape James	420	230		19500	225	250	12	6	7	7	10	35	55	1950		1000	190	3000	150			8000		
Henry John Madison	25			500													500	50				1500		
Pape George	25			500													500	50				1500		
Hays Willis	25			500		30	2		2					200			500	60				1600		
Moss Barnell	60			500			5		1				10	400			375					4000		
Hays Doctar	20			1200	5		1		2				5	150		80	200					2000		
Hays August	20			400	10		1		1		2		15	150		100	300	40				8000		
Hays John	20			400	10		2		1					100		70	200					3000		
Muir Julius C	55	25		2000	75	75	1	2	2		3	14	20	525		100	250					5000		
Lewis John B	30	35		1200	75	100	5	2	4		1	10	10	700		100	200					3000		
Washam John	25	55		2000	20		5		2				6	10	450		50	500				2500		
Verrest John C	65	65		3000	80		6	2	6	2	11	15	65	1450		350	600					1900		

2073 18558
 110.140 1930 33155 117 46 106 23 141 210 629 25550
 4955 190 20220 2605
 68.100

State of Missouri, enumerated by me on the Twelfth day of July, 1870.
B. M. Veatch, Ass't Marshal.

YEAR ENDING JUNE 1, 1870.

Cotton. Bales (450 lbs.)	Wool. Lbs.	Peanut Beans. Bush.	POTATOES.		Orchard products. Dolls.	Wine. Gallons.	Produce of Market Gardens. Dolls.	DAIRY PRODUCTS.			Hay. Tons.	SEED.		Hops. Lbs.	Hemp. Tons.	Flax. Lbs.	Flax-seed. Bush.	Silk cocoons. Lbs.	SUGAR.		Molasses. Gallons.	BEES.		Forest products. Dolls.	Value of Home Manufactures. Dolls.	Value of animals slaughtered or sold for slaughter. Dolls.	TOTAL VALUE. Dolls.		
			Irish. Bush.	Sweet. Bush.				Butter. Lbs.	Cheese.* Lbs.	Milk sold. Gallons.		Clover. Bush.	Grass. Bush.						Maple. Lbs.	Cane. Hhds. (1,000 lbs.)		Wax. Lbs.	Honey. Lbs.						
25	26	27	28	29	30	31	32	33	34	35	36	37	38	39	40	41	42	43	44	45	46	47	48	49	50	51	52		
			100		200			200			20															2800	4675		
			100								12																341		
								300																		80	220		
	20		20																							25	168		
			150		50			150																		240	558		
			30					300			34															100	720		
			100					200																		160	1028		
	100		600		300			600			30											20			28	500	2855		
	175		50								2													40	20	25	607		
			40																							10	63		
			50					400																		80	522		
			10		10			150			1															120	249		
			10					200																		40	517		
			20		50			100			4															80	296		
			75		25			100																		65	379		
	20		100																							80	683		
			10																							38	503		
																											230		
			10					19																		40	576		
																											99		
	35				10			100																		100	279		
			10																							30	57		
			50					100																		80	383		
			30					200																200		350	1897		
	25		10					100																10	12	80	637		
			50					75																		175	1031		
			100																								125		
			75					50			6															100	760		
	75		150		200			300			8															1000	4124		
								50																			390		
								100																		75	380		
								100																			405		
			10					50																			486		
			20					50			1															100	388		
			15					50			1															800	1612		
			10					50																		80	478		
	60		10		50			50			1															250	834		
	35		10					150			1															25	120	625	
	35		35																							10	160	668	
	60		50		50			150			4														150	40	400	1299	
520			2100		945			4444			125														20	400	132	4950	31624

* This will include only such cheese as is made upon the farm. Milk sent to cheese factories will be regarded as milk sold off the farm.

SCHEDULE 3.—Productions of Agriculture in Chanton Township in the County of Chanton, in the

Post Office: Key Asville Mo

Name of Agent, Owner, or Manager.	ACRES OF LAND.			PRESENT CASH VALUE.		Total amount of wages paid during the year, including value of board.	LIVE STOCK, JUNE 1, 1870.								PRODUCE DURING THE YEAR.								
	Improved.	UNIMPROVED.		Of farm.	Of farming implements and machinery.		Horses.	Mules and Asses.	Milk Cows.	Working Oxen.	Other Cattle.	Sheep.	Swine.	Value of ALL live stock.	WHEAT.		Rye.	Indian Corn.	Oats.	Barley.	Buckwheat.	Rice.	Tobacco.
		No.	Wood-land.												Other unimproved.	Dolls.							
1	2	3	4	5	6	7	8	9	10	11	12	13	14	15	16	17	18	19	20	21	22	23	24
1 <u>Leimann William</u>	105			2000	80		3	1	2		4		23	500	100 100		500						4800
2 <u>Morlock Goleib</u>	48	63		2000	75		3	3	4		3		14	650	130		500	100					4000
3 <u>Fornest Louisa</u>	80	80		3000	10		3		4	2	1	15	10	10	100		350						
4 <u>Fornest James</u>	20			400	70		2	2	2			9	15	600	67		350						3000
5 <u>Fornest Jackson</u>	20	60		1600	170				2	2			20	300			500						5000
6 <u>Rich Anthony</u>	44	76		900	40		2		3				10	260	40		250						7000
7 <u>Wilber James</u>	39	90		2000	330		5	2	3	2	2		25	700	80		500						4000
8 <u>Lee John H</u>	40	120		3000	375		5	2	6		4	21	15	700	80		500	50					6000
9 <u>Golden John W</u>	20	40		1000	175		4		3				15	460			5000						3000
10 <u>Howard John W</u>	30			600	100		2	1	3		2		3	300			600	100					
11 <u>Herryford William</u>	740	840		33,000	320	600	6	8	7	4	25	25	60	2800	750	100	3500						10,000
12 <u>Bentley Jordan</u>	300	600		30,000	500	800	6	7	8		12	60	50	2875	1000		3000	500					
13 <u>Bradlett Jonathan</u>	25			500	95		2		2				25	20	340		500						3300
14																							
15																							
16																							
17																							
18																							
19																							
20																							
21																							
22																							
23																							
24																							
25																							
26																							
27																							
28																							
29																							
30																							
31																							
32																							
33																							
34																							
35																							
36																							
37																							
38																							
39																							
40																							

1499 1969 80,000 1410 1400 43 26 49 10 53 155 280 10,495
 2347 100 15,050 450 49800

State of Missouri, enumerated by me on the 14th day of July, 1870.
B M Veatch, Ass't Marshal.

YEAR ENDING JUNE 1, 1870.

Cotton.	Wool.	Peas and Beans.	POTATOES.		Orchard products.	Wine.	Produce of Market Gardens.	DAIRY PRODUCTS.			Hay.	SEED.			Flax-seed.	Silk cocoons.	SUGAR.			BEEES.		Forest products.	Value of Home Manufactures.	Value of animals slaughtered or sold for slaughter.	TOTAL VALUE.				
			Irish.	Sweet.				Butter.	Cheese.*	Milk sold.		Clover.	Grass.	Hops.			Hemp.	Flax.	Maple.	Cane.	Molasses.					Wax.	Honey.	Dolls.	Dolls.
Bales (450 lbs.)	Lbs.	Bush.	Bush.	Bush.	Dolls.	Gallons.	Dolls.	Lbs.	Lbs.	Gallons.	Tons.	Bush.	Bush.	Lbs.	Tons.	Lbs.	Bush.	Lbs.	Hhds. (1,000 lbs.)	Gallons.	Lbs.	Lbs.	Dolls.	Dolls.	Dolls.	Doll.			
25	26	27	28	29	30	31	32	33	34	35	36	37	38	39	40	41	42	43	44	45	46	47	48	49	50	51	52		
1	14		100					50																10	200	916	1		
2			100		50			100																		200	805	2	
3	35		25		150			300																	20	300	750	3	
4	20																									75	535	4	
5			25					150																		150	802	5	
6			60		10			50																		200	454	6	
7	40		25					100																			125	787	7
8	40		10					200																	50	150	824	8	
9					10			100																		200	1700	9	
10								50																		50	405	10	
11	60		200		50			200			50													100		1000	4349	11	
12	300		50					300			40																1200	4445	12
13	28		20					100																	25	100	700	13	
14																													14
15																													15
16																													16
17																													17
18																													18
19																													19
20																													20
21																													21
22																													22
23																													23
24																													24
25																													25
26																													26
27																													27
28																													28
29																													29
30																													30
31																													31
32																													32
33																													33
34																													34
35																													35
36																													36
37																													37
38																													38
39																													39
40																													40

5394
 615
 270
 1400
 90
 100
 105
 3930
 17,470

* This will include only such cheese as is made upon the farm. Milk sent to cheese factories will be regarded as milk sold off the farm.

SCHEDULE 3.—Productions of Agriculture in Clark Township, in the County of Chariton, in the

Post Office: Keytesville Mo



No.	Name of Agent, Owner, or Manager.	ACRES OF LAND.			PRESENT CASH VALUE.		Total amount of wages paid during the year, including value of board.	LIVE STOCK, JUNE 1, 1870.								PRODUCE DURING THE YEAR.											
		UNIMPROVED.			Of farm.	Of farming implements and machinery.		Horses.	Mules and Asses.	Milch Cows.	Working Oxen.	Other Cattle.	Sheep.	Swine.	Value of all live stock.	WHEAT.			Indian Corn.	Oats.	Barley.	Buckwheat.	Rice.	Tobacco.			
		Improved.	Wood-land.	Other unimproved.												Dolls.	Dolls.	No.							No.	No.	No.
1	2	3	4	5	6	7	8	9	10	11	12	13	14	15	16	17	18	19	20	21	22	23	24				
1	Bamhardt Jacob	65	10	55	2500	100	200	2		2			15	400	50			500	350								
2	Moorman William H	10			200	40	40	2	2	1			13	4	320		20	150	100								
3	Miller Seth	25			500	10	10	1						7	200			700									
4	Whetter Harvey	7		13	300								5		50	22											
5	Leigo William	10			300	10	10	1		1				4	160			60	60								
6	Bearden Francis	10			200			2		1			6	6	145			75	10								
7	Stone James M	18		60	600	25	25	2						19	200	30		500									
8	Gantt Mary E	18	70	59	600	25	25	2	1	2			2	5	250			50									
9	Williams Jan	18	20	25	700	20	20			3			6	10	125			100									
10	Williams Adolphus	10			200	20	20	2		2			5	360			50										
11	McIntosh William	15	25		400	100	100	2		1		3	15	350			100										
12	Purser Samuel	20	40	80	1800	50	50		2	3	2		19	3	500			300									
13	Solomon William	16			200			2		1				1	150			50									
14	Rogers Calvin C	12			175					1	1			1	12	140											
15	Rusher Thomas H	20			300	50		2		1		2	12	12	360			300							200		
16	Ellis Abraham	120	40		2500	100		2		2				15	420			250									
17	Leubaugh Jacob	15			200	50		2	2	2			2	5	390			200	40								
18	Cupp William	25		80	500	40		3		4		2	34	8	245			500	40								
19	Leubaugh Maynard	10			150	30		1		2	4		4	3	210			75									
20	Leubaugh Isaac	3	37		350	10		1		1	2		4	3	140			50							100		
21	Merri George	10	50	20	400					1			6	9	80			150							500		
22	Hall Elizabeth J	12	5	33	400	25				2		3	4	11	150			150									
23	Anderson Benjamin	40		80	800	125			2	1	4			8	475	180		100	85								
24	Anderson Robert	20			300						2				100												
25	Haa Charles H	30	80	50	2400	100		2		2		1		19	365			200						14			
26	Maupia Anna	10			150	40				2	2	1		1	200			75									
27	Ray Andrew J	50	70		1200	100		4		3		1	17	25	490	30		300							1000		
28	Lake William	30			400	25		2		1			5	17	290												
29	Cupp James	15	65		800	25		2		2			10	12	270		10	200	50								
30	Martin Joseph	16	24		400	50		2		2		2	14	15	350			125									
31	Ray Willis	30	30	20	1000	50		1		3	2	5		2	400			375	100								
32	Ray Halbert	30			400					2					250			100									
33	Kellison William	35	105		1000	20		2	1	3		4			360			150									
34	Smith William	50	160	80	3000	75	75	4		4	4	3	30	12	870	15	15	6	75	100							
35	Smith John	15	95	10	1200	50		5		3	2	1	30	10	640			400	30								
36	Padgett Simon A	40			600	10		2		2				2	200			200	50								
37	Henderson Francis	30	100	15	1200			3		9			30	15	650			100									
38	Compton James H	40	40		400	50	100	2		2		3	25	14	350			200									
39	Beas Abraham	20	60		800	100					4	4		8	325												
40	Peden Benjamin	8	52		300	10		1		2			6	6	130	6		150									
		978	1118	650	29425	1515	375	54	15	45	28	44	303	323	12000	153	225	6	7000	1013				14			3600

State of Missouri, enumerated by me on the 25th day of August, 1870.

B M Veatch, Ass't Marshal.

YEAR ENDING JUNE 1, 1870.

1	2	3	4	5	6	7	8	9	10	11	12	13	14	15	16	17	18	19	20	21	22	23	24	25	26	27	28	29	30	31	32	33	34	35	36	37	38	39	40	TOTAL VALUE.	
																																								Dolls.	Dolls.
25	26	27	28	29	30	31	32	33	34	35	36	37	38	39	40	41	42	43	44	45	46	47	48	49	50	51	52														
Cotton. (450 lbs.)	Wool. Lbs.	Pean and Beans. Bush.	POTATOES. Irish. Bush.	Sweet. Bush.	Orchard products. Dolls.	Wine. Gallons.	Produce of Market Gardens. Dolls.	DAIRY PRODUCTS. Butter. Lbs.	Cheese.* Lbs.	Milk sold. Gallons.	Hay. Tons.	SEED. Clover. Bush.	Grass. Bush.	Hops. Lbs.	Hemp. Tons.	Flax. Lbs.	Flax-seed. Bush.	Silk cocoons. Lbs.	Maple. Lbs.	SUGAR. Cane. Hhds. (1,000 lbs.)	Molasses. Gallons.	Wax. Lbs.	Honey. Lbs.	Forest products. Dolls.	Value of Home Manufactures. Dolls.	Value of animals slaughtered or sold for slaughter. Dolls.	Estimated value of stock, including bal- ances and addi- tions to stock. Dolls.														
							100																				145	865	1												
							100																				50	200	2												
			60																		40						40	500	3												
			40				50																				7	50	4												
							50																				30	90	5												
																											50	90	6												
			30				100																				160	450	7												
	10						100																						60	8											
	10						100																		8	100	200	9													
	40						50																			160	200	10													
							50																				40	110	11												
	47		8				50														7						5	20	15	75	130	12									
	30	2	20				100																				50	100	490	13											
			15				100																				15	50	275	14											
	15		10				100																				30	190	15												
	75		50	10			75			10																30	100	600	16												
	9						50														10					10	40	125	17												
	10						50														15						7	25	100	18											
	30																				50								110	19											
	8						100																				50	95	20												
			100				200																				140	360	21												
			30		5		150																				125	295	22												
			10				150																			30	40	150	23												
	50		15				100			2																18	100	400	24												
	16		25				100														30	20	500		25	60	310	25													
	24		12	6	20		100			3															10	150	36	120	350	26											
			20				120																					165	425	27											
			20				100																				32	50	170	28											
	50		20	12	25		200			1																5	140	46	110	400	29										
	50				5		100			1																5	200	25	100	440	30										
							50																					75	210	31											
	200		20	5			25																			10	200	25	175	350	32										
	50			6			150																			5	400	125	125	270	33										
	65	2	15				100																					50	160	34											
	60						50																							280	35										
																														110	36										
	75						150																							125	37										
	50						60																							115	38										
			50																											75	39										
	12																													75	40										
984	A	510	39	55			325			17										185	58	1410		497	2717	9670															

* This will include only such cheese as is made upon the farm. Milk sent to cheese factories will be regarded as milk sold off the farm.

SCHEDULE 3.—Productions of Agriculture in Clark Township, in the County of Chariton, in the

Post Office: Keytown Mo



Name of Agent, Owner, or Manager.	ACRES OF LAND.			PRESENT CASH VALUE.		Total amount of wages paid during the year, including value of board.	LIVE STOCK, JUNE 1, 1870.								PRODUCE DURING THE YEAR.									
	Improved.	UNIMPROVED.		Of farm.	Of farming implements and machinery.		Horses.	Mules and Asses.	Milch Cows.	Working Oxen.	Other Cattle.	Sheep.	Swine.	Value of All Live Stock.	WHEAT.		Rye.	Indian Corn.	Oats.	Barley.	Buckwheat.	Rice.	Tobacco.	
		No.	Wood-land.												Other unimproved.	Dolls.								Dolls.
1	2	3	4	5	6	7	8	9	10	11	12	13	14	15	16	17	18	19	20	21	22	23	24	
Bunch Julia A	15			200				1		4	17	95					100							
White David	15	25		300	50			1	1		1	10	8	170		10	15							
Donell James	10			150	10			1	1				1	115										
Hardin Andrew W	40	40		800	30			2			3			140	50		40	20						
Quinn John D	10	30		400				1	1			7		140		48		100					800	
Holt James	12			160	10			1	1	1			8	4	190	15			75	50				
McClun Lanza J	25	40	15	1000	20			1	1	2		6	5	250	15		20	75	50					
Moon Luke B	3	77		400				1	1					110				200						
Moon Squire	8			75	10			2	2	2	12	5		320				100						
Holt Gustavus	20			300	10	10			2	1	9	16		175	15	20		150	100					
Jackson Samuel	10			150				1	1			10		150				100	20				100	
Noak Maryann	18	62		400													15	100						
Hobbs Thomas	20			300	10			2				18	2	250				200						
Williams James M	25	10	30	650	100	10		4	3		1	20	20	455										
Stelling Henry	20		60	800	80			2	2			7		410	57			20	100					
Hobbs Craig	15			300	75			2	1			10	8	260				200						
Bradley George A	35	65		1000	8			1	1			10	10	150	25	25		100						
Riley William	50		30	1000	80			3	2	2		20	10	575	30		40	200						
Riley Joshua	10			150	50							8		40	59			50						
Perry Allen	12			160	80			2	3			7	5	355	20			60						
Hinton William	8	12		140					2	2	1			120				40						
Angel Ephraim	15	7		250	75				2	2	1			120			60	100						
Cluges Joseph J	20		140	1500	75	150		1	2			30		250	36			300					2000	
Angel Elijah	15	25		300				1	1	1		17	7	285				300						
Angel Henry	20	20		400	70			2	1	2		6	14	420	15			125						
Lurgusson William	20	60		600	50			1	2	2	3	9	17	345		48		50						
Clark William	60	80	100	1600	75			1		4			60	535				100						
Perrist Robert L	15	40	105	1200	50			1	1	2			22	325				400						
Mann Emanuel	20		140	1200	50	100		2	2	2	4	16	15	260		59		200						
Riley Isaac	90	250		4200	100	50		7	5	4	7	28	20	1145	30	80		500	200					
Perrist Nathan	40			600				2	1				1	240				1000						
Stevenson Rutney	20			300														200					800	
Wether Marion	20	60		600	75			1	1			8		200		50								
Graham William J	16	44		900	75	25			2	1		7	19	350	47			60			8		1400	
Bowles Cornelius	50	30		1200	100			5	3	7		19		680	60			500	30					
Beal Thomas	100	120	60	5300	520	100		2	2	4		30		925	96	104	100	700	500				600	
Riley Puckney	80	40	80	4000	200			2	2	4		6	12	800				500	200					
West William S	45	100	115	2000				1	2			5	2	235		80		100						
Couch Isaac Co	25	10	15	400	250					4				300				100						
Chadwick Melville	12			500					1				3	50				60						

10644 1227 890 35995 2388 445 56 10 61 20 45 266 379 11695 538 524 290 1160 1250 8 5700

State of Missouri, enumerated by me on the 24th day of August, 1870.
B. M. Veatch, Ass't Marshal.


YEAR ENDING JUNE 1, 1870.

Cotton.	Wool.	Peas and Beans.	POTATOES.		Orchard products.	Wine.	Produce of Market Gardens.	DAIRY PRODUCTS.			SEED.		Hops.	Hemp.	Flax.	Flax-seed.	Silk cocoons.	SUGAR.		Molasses.	BEES.		Forest products.	Value of Home Manufactures.	Value of animals slaughtered or sold for slaughter.	TOTAL VALUE.					
			Irish.	Sweet.				Butter.	Cheese.*	Milk sold.	Hay.	Clover.						Grass.	Maple.		Cane.	Wax.					Honey.	Dolls.	Dolls.		
Bales (450 lbs.)	Lbs.	Bush.	Bush.	Bush.	Dolls.	Gallons.	Dolls.	Lbs.	Lbs.	Gallons.	Tons.	Bush.	Bush.	Lbs.	Tons.	Lbs.	Bush.	Lbs.	Lbs.	Hds. (1,000 lbs.)	Gallons.	Lbs.	Lbs.	Dolls.	Dolls.	Dolls.	Dolls.				
25	26	27	28	29	30	31	32	33	34	35	36	37	38	39	40	41	42	43	44	45	46	47	48	49	50	51	52				
								20																		50	1				
	22		20					50													50				60	60	120	2			
					25																				50		85	3			
																							30			54		112	4		
	10							50													80				10	75	280	5			
	10																								11	36	110	6			
	20							60																	35	36	160	7			
			5					40																	20	75	120	8			
	25																								24	48	125	9			
	25		10					50																	9	65	225	10			
	10		10					40																	12	55	150	11			
								25																				70	12		
	30		40																							12		120	13		
	30	3	60					150																5	100	35	155	290	14		
			10																								50	135	15		
	20	2	20	5				100																			54	160	16		
	10	2	20	5	20			100			1															6	75	190	17		
	24		20		20			150			2										30		60	30	90	350	18	18			
			20																		45				10	35	100	19	19		
	26							75													15				34	75	160	20	20		
			10					150			2															35		165	21	21	
																												90	22	22	
	18	1	50	5				200			10										25				13	100	620	23	23		
	20		10					50			10										40				25	90	335	24	24		
																							100					70	25	25	
	20							150													20		50	27	50		180	26	26		
			20																									60	27	27	
	5		40					50													5		50			160	285	28	28		
	30		40					100			8										30				100		352	29	29		
	97				40			200			6											50	150			180	965	30	30		
			25					50																				325	31	31	
			15					75																10	150			175	32	32	
								100																				120	33	33	
	12		100					50																15	300		75	320	34	34	
			15					300																			75	425	35	35	
			100		20			200			1														120		20	200	1225	36	36
	25		10		50			150			2														40		8	90	510	37	37
	15		20					100			12																12	100	365	38	38
			20																										60	39	39
			10																										40	40	40
499	6		700	10	155			2735			54									588	80	2340		355	2420	9799					

* This will include only such cheese as is made upon the farm. Milk sent to cheese factories will be regarded as milk sold off the farm.

SCHEDULE 3.—Productions of Agriculture in Clark Township, in the County of Chariton, in the

Post Office: Keytesville Mo



Name of Agent, Owner, or Manager.	ACRES OF LAND.			PRESENT CASH VALUE.		Total amount of wages paid during the year, including value of board.	LIVE STOCK, JUNE 1, 1870.								PRODUCE DURING THE YEAR.								
	Improved.	UNIMPROVED.		Of farm.	Of farming implements and machinery.		Horses.	Mules and Asses.	Bull Cows.	Working Oxen.	Other Cattle.	Sheep.	Swine.	Value of All Live Stock.	WHEAT.		Indian Corn.	Oats.	Barley.	Buckwheat.	Rice.	Tobacco.	
		Wood land.	Other unimproved.												Spring.	Winter.							
No.	No.	No.	Dolls.	Dolls.	Dolls.	No.	No.	No.	No.	No.	No.	Dolls.	Bush.	Bush.	Bush.	Bush.	Bush.	Bush.	Bush.	Lbs.	Lbs.		
1	2	3	4	5	6	7	8	9	10	11	12	13	14	15	16	17	18	19	20	21	22	23	24
Paucost Lester E	6			100														40					
Hayler Malinda	25	20	15	500			1					150						100					
Dyer David L	10			150	50		2	2	1	12	5	340			50			20	50				
Mrs Percin V	20		20	300	50		2	2				5	300										
Robinson James J	25	55		650			2	1	1	6	5	275	30	45	30	50	30					400	
Wether Arthur	100	160		5000	150	75	5	2	5	8	12	30	1160	100	100	100	750						
Hedrick William	40	20		500	50		2	2	2	28	7	340	60	65	60	400	60					5500	
Breese Elizabeth	5	15		600					1				35					60					
Doss Thomas	30	10		700	60		2	1				6	270			75	20						
Hedrick Nicholas	25	15		400	50			2	1		11	12	345	20			600	50				1500	
Knott Isaac	110	80	110	4000	75	150	4		4		6	7	700	208			60						
Long Sarah	20	60		700	50		2		1			10	250		20		50						
Cyank Nicholas	22	32		450	65		2			2	2	2	235	60		105	300	340					
Grundick Martin	20	20		400	65		7		3		1	17	6	825	55	60	80	300	100			1500	
Suller Peter	35	45		700	100	25	2		2	2	5	10	10	465	30		70	200	100			1000	
Locke Harrison	50	190		2000	30	30	5		2		4	46	20	540			500	50					
Long Nancy	50	70		1200			1	2	1			10	330				100	+					
Stanley Joseph	120			1500	150	500	3	2	6		30	15	1455	200	100	50	1000	500					
Oldham Goodman	35	20	25	1000	60		2		3		7	12	6	580	30	45	95		200				
Doans Geop R	40	100	100	2400	200	60	3		3		18	16	500	60	35		25						
Maupin Barney	5	35		400			1		1				135										
Coy James W	30	25	25	700	60	40	3		2		4	12	8	500		20	50	115					
Langley James	25	15		400	80		2		2		1	18	3	320	50	50		400				1400	
Langley William H	12			200			1		1			2	1	140				100					
Phillip William C	50	60	50	4000	100	50	6		2		8	60	30	800	34	72	34	150	100			1100	
Akers Samuel P	60	80	20	2500	100	40	3	2	4		10	25	14	1008	20	20		300	100			1400	
Green Johnson L	60	10	30	1000	150		6	2	4		3	8	9	900	50	50	100	500	100			500	
Fox Robert	25	15		400	75		3		2		8	8	4	465	15		15	100	25				
Christman Leander	30			400	50	60		2	3	2	2	16	15	560	20			200	60				
Garnett John H	10			150	50		2		1					135	5	20		20	30				
Coy James	40	50		1350	50	50	2	1	1			20	25	355	15			500	125				
Hedrick James W	10			150			1		3					210				100					
Bell Jackson	15	65		1200	75		2		1				3	275	20			100	75				
Suller Elizabeth	25		15	400	50		3		1			20	14	360	21			50	125				
Calahan John	25	15	40	800	75		2		1			8	15	280									
Gombbs Catharine	20	12	58	800			2		2		5	5	5	325	20			200	8				
Hoddel Isaac	60	80		1700	60	500	8		2				7	750				100					
Adams Joe	140	100		4500	200	50	4		1		2	10	13	400		240		500	40			2600	
Adams Geop J	30			400			2	1	2			5	9	490				150					
Pitney Reuben	25	10	5	400								2		125				75					

1485 1484 573 4600 2380 1630 100 16 1/6 6 110 386 17658 1123 992 812 510 2443 14700

State of Missouri, enumerated by me on the 25th day of August, 1870.

B. M. Veatch, Ass't Marshal.

YEAR ENDING JUNE 1, 1870.

Cotton.	Wool.	Peas and Beans.	POTATOES.		Orchard products.	Wine.	Produce of Market Gardens.	DAIRY PRODUCTS.			Hay.	SEED.		Hops.	Ternp.	Flax.	Flax seed.	Silk cocoons.	SUGAR.			BEES.		Forest products.	Value of Home Manufactures.	Value of animals slaughtered for sale.	TOTAL VALUE.	
			Irish.	Sweet.				Butter.	Cheese.*	Milk sold.		Clover.	Grass.						Maple.	Cane.	Molasses.	Wax.	Honey.					Dolls.
Bales (450 lbs.)	Lbs.	Bush.	Bush.	Bush.	Dolls.	Gallons.	Dolls.	Lbs.	Lbs.	Gallons.	Tons.	Bush.	Bush.	Lbs.	Tons.	Lbs.	Bush.	Lbs.	Lbs.	Hhds. (1,000 lbs.)	Gallons.	Lbs.	Lbs.	Dolls.	Dolls.	Dolls.		
25	26	27	28	29	30	31	32	33	34	35	36	37	38	39	40	41	42	43	44	45	46	47	48	49	50	51	52	
			10																								25	
			20																									55
	29							50													80				25	60	220	
								50																				15
	5		40		75			60																		80	280	
	30				80			200			7												20	300	40	330	1100	
	50		40					125			2														50	160	800	
			20																									40
			10		5						4															80	160	
	21							40													55				25	60	400	
			40					250															15	2000	20	90	550	
	10		5					25			2														15		80	
								25																	65		420	
	70		15		30			200																	45	125	620	
	25							125			1										120	5	100	12	200	650		
	65		50	5				200			1										40	20	300	40	175	575		
			20																								60	
			20					300			10												10	250	20	550	1780	
	25		40					75																			245	
	50		45		15			100													50				30	75	300	
			10					25																			10	
	30							50															30		25	115	280	
	30		20					125															80		35	90	610	
			10																				26				65	
	115		50					200			7												100		75	165	765	
	70		70		50			165			10												70	250	60	90	765	
	20							165															40	75		180	790	
	17		100					150															40	50	25	35	250	
	40							200																	45	165	415	
			8					60															8			30	100	
	40				50			75			1													150	25	100	550	
																											50	
			20					70																		60	185	
	20							50																		125	240	
																											75	75
								100																			75	255
			10																									50
	30	5	50		70			150																		15	140	1095
			40																									100
			10																									50

190
5
173
5
375
3445
45
110
070
001
050
001
137
40
692
3400
15 035

* This will include only such cheese as is made upon the farm. Milk sent to cheese factories will be regarded as milk sold off the farm.

SCHEDULE 3.—Productions of Agriculture in Clark Township, in the County of Chariton, in the Post Office: Keytesville Mo

Name of Agent, Owner, or Manager.	ACRES OF LAND.			PRESENT CASH VALUE.		Total amount of wages paid to the hired hands including value of board.	LIVE STOCK, JUNE 1, 1870.								PRODUCE DURING THE YEAR.									
	UNIMPROVED.			Of farm.	Of farming implements and machinery.		Horses.	Mules and Asses.	Milch Cows.	Working Oxen.	Other Cattle.	Sheep.	Swine.	Value of ALL live stock.	WHEAT.				Oats.	Barley.	Buckwheat.	Rice.	Tobacco.	
	Improved.	Woodland.	Other unimproved.												Dolls.	Dolls.	No.	No.						No.
No.	No.	No.	Dolls.	Dolls.	Dolls.	No.	No.	No.	No.	No.	No.	No.	Dolls.	Bush.	Bush.	Bush.	Bush.	Bush.	Bush.	Bush.	Lbs.	Lbs.		
1	2	3	4	5	6	7	8	9	10	11	12	13	14	15	16	17	18	19	20	21	22	23	24	
McAndrews, Timothy	25	150	135	1600	45		2		1	2	1		11	250		50		400	35					
Lodge, Timothy	30			600					1					45					100					
Guest, Richard	50	50	100	2100	35	150	2		4		7		6	445	40	300	50		100					
Oldham, Maria G	90	100	50	6000	150	200	10		7		14	7	20	1620		60	8	400	325					
Burles, Timothy	240	180	140	7000	325	350	8	1	7	8	12	28	40	1540		250		1000						
Bonill, James	30			600	50		3		3			7	5	435	30		30	500	50					
Sintchell, Charles	40	10	160	1800		400									100			200						
Taylor, Edward H	40	40	46	2400	325	200	2		5		4		60	855			10	400						
Millet, William	40		5	800	50		2							200	85			100						
Othick, James	45	10		1200	600	100	3		4		3		35	900	100			400	120					
Buck, George R	40	20	40	2000	200		2		1		3		15	360	25	30		500	100					
Bonnet, Paul	80	10		2000		75	4		5		2		18	630	100	55		400	100					
Clark, Francis	260	40	40	4100	340	100	4	2	6		1		3	725	200	300	200	2000	500					
Augua, Frank	10			200	20		2		2			5	11	375		60		100						
Rhodes, Chesley W	140	60	40	3600	140	50	3	1	3				8	300	20	30	10	150	100					
Payne, Thomas W	15			300	30		2						2	225				150						
Embree, Thomas J	30		50	1200	35		2	1	2			13	7	345	10			500	100				1300	
Rhodes, Samuel	40			700	250		4		5	2	14	24	9	900	150	90	90	400	360				650	
Wagner, Thomas W	20	20		500	40		4	2	3		11	24	12	180	6			200						
Brown, Thomas	50		30	1000	200	15	4		3				12	480	50	240		150	150				500	
McGuinn, Mary	60	10		1000	200		4		1		1		8	485	8			400	200		2		550	
Grace, Joseph	60			700			2				4		12	325	10	10	90	1000					500	
Maupin, Elizabeth	80	50	70	4000	350	75	5	1	2		3	20	75	915	75	125	100	300	40					
Grace, Peter	30	20	20	1400	50		2		3	2	2		10	340				100					900	
Pamisk, Edward	20		75	950	50		3		2		2	3		370	60			100	100		8		400	
And, Jackson	50	40	30	2400														200						
Sambert, Jacob	30	20		1000	50		2	1	2		2		8	570	28			400						
Johnson, Melvin	225	95		800	40		4	2	4			20	12	620	17			200	100				900	
Brand, Elijah	10			150	60		2		1					200				100						
Brand, Andrew J	50	15	35	2000	200		4	2	2				12	670				720						
Lippencott, Edward	30	40		1400	75		3		2		4	25	8	375		25	80	300	380					
McDonnell, Patrick	25	75		2000	125		3		2		1		12	335	500			200	60					
Brewer, William J	15	5	10	360	75		1	2	2			11	5	425				150						
Gandy, John E	83	42		2500	100		4		3	2		11		490		170	60	300	200					
Oldham, James	55	160		5400														700						
Smith, George B	10			150									5	90				100						
Bush, Frederick	82		3	2100	900	30	2	2	2				4	665	250		50	400	400					
Earle, George	60		20	2000	170		3	1			2		15	400	50			1000	300					
Earle, Franklin	50	5	30	2500	100		1	2	5		5	10	15	645		250		1000	300					
Lauay, George	25	7	131	1500	75		2		3					19	460									

2165
 1124
 7260
 72010
 5455
 1725
 106
 20
 96
 19
 87
 184
 495
 19250
 1914
 2045
 697
 778
 14900
 3920
 10
 5700

State of Missouri, enumerated by me on the 26th day of August, 1870.

B M Veatch, Ass't Marshal.

YEAR ENDING JUNE 1, 1870.

Cotton. Bales (450 lbs.)	Wool. Lbs.	Peas and Beans. Bush.	POTATOES.		Orchard products. Dolls.	Wine. Gallons.	Produce of Market Gardens. Dolls.	DAIRY PRODUCTS.			SEED.			SUGAR.					BEES.			Forest products. Dolls.	Value of Home Manufactures. Dolls.	Value of animals slaughtered or sold for slaughter. Dolls.	TOTAL VALUE. Dolls.				
			Irish. Bush.	Sweet. Bush.				Butter. Lbs.	Cheese.* Lbs.	Milk sold. Gallons.	Hay. Tons.	Clover. Bush.	Grass. Bush.	Hops. Lbs.	Hemp. Tons.	Flax. Lbs.	Flax-seed. Bush.	Silk cocoons. Lbs.	Maple. Lbs.	Cane. Hhds. (1,000 lbs.)	Molasses. Gallons.					Wax. Lbs.	Honey. Lbs.		
25	26	27	28	29	30	31	32	33	34	35	36	37	38	39	40	41	42	43	44	45	46	47	48	49	50	51	52		
			100					75													30					80	115	1	
			10																									60	2
	18		50					150													30					115	200	3	
	30							350			9										31					1290	1875	4	
	100		40					350			4										280	10	125		45	1600	2765	5	
	15		40					125													15					45	430	6	
			80					50																		25	235	7	
			60					300																		40	320	8	
			100																									145	9
		3	400					250														48				160	540	10	
			50					150														20				25	415	11	
			25					150			4											17	50			75	545	12	
			150					250			35															80	2240	13	
	22		30					75														15			15	75	245	14	
				1				100																		15	225	15	
			300																									140	16
	28		100					125														6				35	500	17	
	80	3	50					300			5											50			30	280	1160	18	
			20					125														50				65	235	19	
			50					75														2				100	600	20	
			30					60														150				40	470	21	
																						15				60	625	22	
	60		15		300			300			2											40	5	340	40	200	1020	23	
			25		30			100			1											40				80	260	24	
	10		35					125																				230	25
																												100	26
			40					100														30				40	310	27	
	20							80																		60	315	28	
			10																									55	29
																												60	30
	20		20					100														22				75	380	31	
			75					75														20				35	595	32	
	20		8					60														25			16	35	170	33	
	33		40					250																25	30	65	585	34	
																												350	35
																												50	36
			20					100																			300	830	37
																												660	38
			20		20			150														40				245	1235	39	
								100																		30	160	40	
456	5	1993	1	250				4270			60															176	5210	21,500	

* This will include only such cheese as is made upon the farm. Milk sent to cheese factories will be regarded as milk sold off the farm.

SCHEDULE 3.—Productions of Agriculture in Clark Township, in the County of Chanton, in the Post Office: Keytesville Mo



Name of Agent, Owner, or Manager.	ACRES OF LAND.			PRESENT CASH VALUE.		Total amount of wages paid to hired labor, including value of board.	LIVE STOCK, JUNE 1, 1870.							PRODUCE DURING THE YEAR.									
	Improved.	UNIMPROVED.		Of farm.	Of farming implements and machinery.		Horses.	Mules and Asses.	Milk Cows.	Working Oxen.	Other Cattle.	Sheep.	Swine.	Value of ALL live stock.	WHEAT.			Oats.	Barley.	Buckwheat.	Rice.	Tobacco.	
		No.	Wood-land.												Other unimproved.	Dolls.	Dolls.						No.
1	2	3	4	5	6	7	8	9	10	11	12	13	14	15	16	17	18	19	20	21	22	23	24
1 <i>Gandy Isaac</i>	26	15		1200	20				1	1		9	130		150	100	300	100			7		900
2 <i>Callahan George</i>	20	5	53	800	40		2		2			18	5	370	10			150	50				
3 <i>Brickell John</i>	14	10	26	600	75		1		2			20	3	165		17		400					
4 <i>Akers Mary</i>	10			200			1						1	40				50					400
5 <i>Phillip William O</i>	40	40	80	3200	80		4		2		8	56	35	690	40	30		200	50				1000
6 <i>Malcolm Rose Ann</i>	16	20	44	640					2					70									
7 <i>Gallaher John</i>	18	12	50	1800					1				1	40		40	40	300	60				300
8 <i>Beeler Christina</i>	25	110	89	4000	80		3		2		3	1	20	500		22	12	200	150				
9																							
10																							
11																							
12																							
13																							
14																							
15																							
16																							
17																							
18																							
19																							
20																							
21																							
22																							
23																							
24																							
25																							
26																							
27																							
28																							
29																							
30																							
31																							
32																							
33																							
34																							
35																							
36																							
37																							
38																							
39																							
40																							

168 212 344 71640 295 11 12 12 95 14 2005 50 259 152 1600 410 40 7 2600



SCHEDULE 3.—Productions of Agriculture in Heptenville Township, in the County of Chariton

Post Office: Heptenville Missouri

1	Name of Agent, Owner, or Manager.	ACRES OF LAND.			PRESENT CASH VALUE.		Total amount of wages paid during the year, including value of board.	LIVE STOCK, JUNE 1, 1870.							PRODUCE DURING THE YEAR.									
		UNIMPROVED.			Of farm.	Of farming implements and machinery.		Horses.	Mules and Asses.	Milch Cows.	Working Oxen.	Other Cattle.	Sheep.	Swine.	Value of All live stock.	WHEAT.		Rye.	Indian Corn.	Oats.	Barley.	Buckwheat.	Rice.	Tobacco.
		Improved.	Wood land.	Other unimproved.												Dolls.	Dolls.							
2	3	4	5	6	7	8	9	10	11	12	13	14	15	16	17	18	19	20	21	22	23	24		
1	Cox William J	35	25		1200	35		2	2		12	10	260				100						1200	
2	Furrow Calvin	40	45		2300	100		9	6	12		15	1125		180		1000	200					6000	
3	Morgan Henry	20			400			6	5	1			550	100			250							
4	Phillips James	20	20		500			1	1	2		2	400				100							
5	Spotswood John	150	40		5000	100	125	20	8	12	12	20	2000		60		750	200						
6	Burris John	10			200			2	2	2			40	11	313		300							
7	Evans Richard	40			500	60		1	1	1	2		30	35	450		1000						2500	
8	Redding John	20			400			1					10	100			60							
9	Wynn James A	30			600			1	7				430				200							
10	Bushnell John	40	10	30	3000	200	200	5					700		400		300	100						
11	Scrivens Andrew	120	60		3500	100	50	4	1	5			40	28	810		300	100					1450	
12	Stacy James	120			300	100		3	1				8	480			300	150						
13	Coburn Anselma	40			800			1			2		115				200						1000	
14	Padgett Joel	40		40	400	45	20	1	1	2			20	470	15		1000	40						
15	Curran John	6	24		1200	80	100			2			15	160			120							
16	Conroy William N	200	400	50	12000	200	500	1	1	3	2		15	840			125						1200	
17	Hyde John	20			400			1	1				15	100										1000
18	Hyde Henry C	80			6000	100	250	2	6		20		12	550			500						2500	
19	Biggs William S	15			300					2				80			50							
20	Crane Archibald	40			800			4	1					200			150						1000	
21	Foster Henry C	12	100		2500	125		3	2	3	2	50	21	800			300	100					3000	
22	Knighthead John	40			1800	130	35		2	4		1	30	575	20		500						300	
23	Cox William M	150	370		10000	250	350	2	2	6		10	50	1190		150	1250	300					4000	
24	Jordan George	86	15		2500	400		2	1				6	350			100							
25	Watson Robert W	20			400	30		2						150			100							
26	Elliott Thomas D	300	420		14000	400	1000	12	4	6		26	12	80	2560		600	500						
27	Applegate Lewis M	100	270	200	12000	200	400	4	5	2	3		75	840			1000							
28	Whiting Reynolds	10			200			4	1					13	450			80						
29	Bowley Simon	40	40		1000	20	20	2	1				8	14	320		48	300	200				800	
30	Adams William	40	40		100	20		2	2				8	14	350		48	300	200				800	
31	Manan Alfred	40			4000	85	45	4	4	4			15	800			600							
32	Grubbs Richard	40			800	100		2	1				8	270	30		825	150					3000	
33	Brooks Jesse	15	25		500	10		2	3				10	10	230		60						1200	
34	Baker Daniel	25			500	75		5	2				30	375			50						3500	
35	Smith William	80	20		3000	140		2	3				9	300		187	300	120						
36	Martin Joseph	60		20	1300	15			2	1				330		150	400							
37	Stur David	10			200												300						600	
38	Stout Nancy	15			300	50		4	1	2		6	12	500		10	300							
39	Clubb Fred	20			400	20		1	3		3	7	6	180		13	100	40						
40	Thrash William	20	60		1000	60			2	1				40	350			350						

2259 2014 370 46900 3330 3125 118 22 105 6 102 257 554 21495 165 2012 14460 1900 35580

State of Missouri, enumerated by me on the 5th day of August, 1870.

B M Watch, Ass't Marshal.

YEAR ENDING JUNE 1, 1870.

Cotton.	Wool.	Peas and Beans.	POTATOES.		Orchard products.	Wine.	Produce of Market Gardens.	DAIRY PRODUCTS.			SEED.			SUGAR.			BEES.		Forest products.	Value of Home Manufactures.	Value of animals slaughtered or sold for slaughter.	Estimated value of stock, including but-ter, and addi-tions to stock.						
			Irish.	Sweet.				Butter.	Cheese.*	Milk sold.	Hay.	Clover.	Grass.	Hops.	Hemp.	Flax.	Flax-seed.	Silk cocoons.					Molasses.		Wax.	Honey.		
																							Majle.	Cane.			Wax.	Honey.
Bales (450 lbs.)	Lbs.	Bush.	Bush.	Bush.	Dolls.	Gallons.	Dolls.	Lbs.	Lbs.	Gallons.	Tons.	Bush.	Bush.	Lbs.	Tons.	Lbs.	Bush.	Lbs.	Hds. (1,000 lbs.)	Gallons.	Lbs.	Lbs.	Dolls.	Dolls.	Dolls.	Dolls.		
25	26	27	28	29	30	31	32	33	34	35	36	37	38	39	40	41	42	43	44	45	46	47	48	49	50	51	52	
	10							100													40					40	275	
																										400	1330	
	25	10	15					150																	30	175	430	
			5																								50	
	50		25					200			3										40				30	300	975	
								100																		100	245	
	10		25																							120	775	
			40																								45	
			30																							80	1000	
		3	300								8																325	
	80		20					200			2										60				50	180	775	
			30					100																		80	800	
			15																							40	180	
			20					200																		200	780	
			15																								65	
			2000					100																		150	1345	
																											50	
								200			8															560	1140	
			10																								55	
								100																	30		180	
	120		25					200																	100		460	
								200			1															100	600	
			50		50			300			2													500		600	1885	
			100					250																		60	200	
			10																								55	
	460		100	10	100			200			60															500	2415	
			100					400			3															140	790	
																											40	
			20					100			1										20					50	400	
			20					100			1										20					50	400	
			60		150			300			4															100	685	
		10	350					100																			80	930
			10					100																			40	253
			100					150													40		300			160	560	
			40					100													12					100	363	
			100								2																	130
			30																									200
		12	35					100																			150	363
	15		20					150													5						50	190
		10	20					50																			750	363

* This will include only such cheese as is made upon the farm. Milk sent to cheese factories will be regarded as milk sold off the farm.

SCHEDULE 3.—Productions of Agriculture in Ceyterville Township, in the County of Chariton

Post Office: Hayleville Missouri



Name of Agent, Owner, or Manager.	ACRES OF LAND.			PRESENT CASH VALUE.		Total amount of wages paid during the year, including value of board.	LIVE STOCK, JUNE 1, 1870.								PRODUCE DURING THE YEAR.								
	Improved.	UNIMPROVED.		Of farm.	Of farming implements and machinery.		Horses.	Mules and Asses.	Milk Cows.	Working Oxen.	Other Cattle.	Sheep.	Swine.	Value of all live stock.	WHEAT.		Rye.	Indian Corn.	Oats.	Barley.	Buckwheat.	Rice.	Tobacco.
		No.	Wood-land.												Other unimproved.	Dolls.							
1	2	3	4	5	6	7	8	9	10	11	12	13	14	15	16	17	18	19	20	21	22	23	24
Staples William	20			400	50		2	2		3	20	20	400	35	90		1000						5000
Reed William	77	63		2500	100	400	3	1	4	4	20	15	300		25		500						3000
Emerton George	40			800	100		4	2				10	600	50			500						
Bennett Lewis	100	60		3000	100		3	2		2	15	30	300				500	100					
Evans William	80			1600	100		2	2		1		14	300		100		300	120					800
Glasgow David	20			400	30		3	1					300		80		250						
Jones William	60	100		2000	50		5	2		1		20	400		40		250	150					
Walker Greenberry B	40	50		1000	50		4	1		2		20	400		15		200	100					900
Culbertson Daniel	50	150		3000	50	200	4	3		6	25	30	500		14		500	100					2000
Song John	30			600													300	40					2800
Shannon James	30	267		1000	50		2	2				21	300		10		500	150					1000
Wheeler Eli M	150	150	200	10000	25	25	4	2	6	2	10		35	1000		220	1375	40					
Chaman James	30			600	50		1	4	3		12	10	30	900			300						3000
Williams Sam	30			600	10				1				18	100		25	500						2500
Franklin Benjamin	80			1600	40		3	1			20	30	300		20		300						1000
Hawkins Joseph W	140			2000	45		4	6		15	12	6	800		130		375	500					
Smyth Enoch	50	30		1200	40		1	1				10	100		40		100						
Sanderson Morris	18	22		600	40			1	1				100				300						
Conan Jonathan C	30	43		1500	40		2	3		6	5	300					350						3000
Willet Benjamin	80			1200	100	250	1	2	5	1	15	30	800		220	15	500	300					4500
Rance Giles	12			240	10		2	2					250				50						1200
Banner Josiah	100	100		4000	250	200	5	2	5	4	15	8	650		300	100	250	100					1500
Allen Samuel	45	130		3000	100	50	3	2		2	5	400		130		200	160						2600
Box Fountain	60			600	50			3	2	1	12	20	600				500	75					
Conrad George W	12	18		500	10										20		500	37					
Davis Delila	20	20		600	25		3	1				10	200				150						
Hilbard William	15	65		600	20		3					4	200										
Barnett David	25	15		600	10		1	1	1	2			200				100						
Dooly William	30	10		600	40			2	2	3	16	40	450				375	40					1000
Dooly Alphonso	20			400	50		2	1				6	200				125	60					500
Dooly John	20			400	40		3	1				5	250				150						900
Sallee Peter	40	120		2000	25			1			9	18	100		60		250	100					
Glasgow Henry	10			200			1	1		2	5	5	100		20		125	50					
Henderson Samuel	40			800	40		2	1					200		50		350						1000
Milame John W	20			400	40		2	1				16	300				200						
Brown Eli	60			1200	40		4	2				13	500				500						
Brooks John	5	35		600	40		3	2		2	5	300				200							3700
Song Richard	20	40		700	25		2	1				3	150				500						500
Cash Lee	50	50		1300	100	30	6	2	3	2	25	30	850	15			1000	50					1200
Cash Jasper S	45	55		1500	40		4	1	2	8	40	45	800	50			1000	100					1100
				1834	1593	200	56,000	2055	1155	88	27	44	6	87	265	622	15300	150	1639	115	15385	2372	15400

State of Missouri, enumerated by me on the 8th day of August, 1870.

B. M. Veatch, Ass't Marshal.

YEAR ENDING JUNE 1, 1870.

Cotton.	Wool.	Peas and Beans.	POTATOES.		Orchard products.	Wine.	Produce of Market Gardens.	DAIRY PRODUCTS.			SEED.		Hops.	Hemp.	Flax.	Flax-seed.	Silk cocoons.	SUGAR.		Molasses.	BEES.		Forest products.	Value of Home Manufactures.	Value of animals slaughtered or sold for slaughter.	Estimated value of all farm production, including bet-terments and addi-tions to stock.			
			Irish.	Sweet.				Butter.	Cheese.*	Milk sold.	Hay.	Clover.						Grass.	Maple.		Cane.	Wax.					Honey.		
Bales (450 lbs.)	Lbs.	Bush.	Bush.	Bush.	Dolls.	Gallons.	Dolls.	Lbs.	Lbs.	Gallons.	Tons.	Bush.	Bush.	Lbs.	Tons.	Lbs.	Bush.	Lbs.	Hbds. (1,000 lbs.)	Gallons.	Lbs.	Lbs.	Dolls.	Dolls.	Dolls.	Dolls.			
25	26	27	28	29	30	31	32	33	34	35	36	37	38	39	40	41	42	43	44	45	46	47	48	49	50	51	52		
	40		80																						20	160	1185		
	50							350												15		250			60	80	750		
			100					50													50						80	430	
			30		25			50													20		20				280	685	
			20		10			100													20		10				80	490	
			40		50			200																			80	375	
			20					50																			90	365	
			50					50																			65	315	
	50		25					100													40		50		30	170	735		
																											100	480	
			20					150													10						70	570	
								300																			350	1385	
	20		30					100																			120	525	
								50													15						100	570	
	40							50													20						120	500	
	20		35					100																			200	765	
								100			1																120	250	
			25					150																			160	360	
																												385	
	35		150					100																		40	500	1520	
	48		10		200			300			4																175	505	
			25		50			100																				160	820
																													575
	25		15		10			200			2															15	120	575	
			30					20																				30	230
								100																		5	100	180	
								50																				20	35
			50																									50	65
	40		40					200																	250	50	200	650	
								50																			5	60	205
								25																				60	210
	50		10					200																				100	405
	10		5																									50	160
								75			1																	30	305
			10					50			2																	40	175
			25					50			3																	65	305
								100																			12	50	435
			20					25																			12	25	320
	60		30					50													60					48	250	935	
	88		10					50			4										50		10		60	110	1080		
	546		905		345			3684			17									340		5		600	304	4540	20790		

* This will include only such cheese as is made upon the farm. Milk sent to cheese factories will be regarded as milk sold off the farm.

3675



SCHEDULE 3.—Productions of Agriculture in Houstonville Township, in the County of Chariton

Post Office: Houstonville Missouri

Name of Agent, Owner, or Manager.	ACRES OF LAND.			PRESENT CASH VALUE.		Total amount of wages paid during the year, including value of board.	LIVE STOCK, JUNE 1, 1870.								PRODUCE DURING THE YEAR.								
	Improved.	UNIMPROVED.		Of farm.	Of farming implements and machinery.		Horses.	Mules and Asses.	Milk Cows.	Working Oxen.	Other Cattle.	Sheep.	Swine.	Value of all live stock.	WHEAT.		Rye.	Indian Corn.	Oats.	Barley.	Buckwheat.	Rice.	Tobacco.
		No.	Wood-land.												Other unimproved.	Dolls.							
1.	2.	3.	4.	5.	6.	7.	8.	9.	10.	11.	12.	13.	14.	15.	16.	17.	18.	19.	20.	21.	22.	23.	24.
Franklin Henry	25	15		800	60		3	2			30	10	350	30	35		350						2200
Albertson Robert	30	130		1600	50		4	2		2	18	13	350		70		200	40					500
Cochran James	60	40		2000	30		8	4	2	2	35	40	1000	43			200	100					
Gardner Samuel	30			600	50		2	2		2		14	300				150	150					1800
Orme James	12	28		800	50		2	1		1		17	250	11			75						
Gardner Annie	30	50		1600	30		4					2	13	350			300	40					
Shoemaker Wesley	60	55		1500	400		4		3				300		80		400	200					
Rodgers Joseph	40			800	5		1	1					13	100		20	300	40					
Perkins Richard	40			800	15		5	2		3		10	300				150	100					2300
Hyde Richard	200	400		12000	100		1	3	4	50	50	35	1100	50			500						150
Courtney Luther	40			800	15		2		1				7	250	40		500	100					
Hyde Simeon	100	150		5000			2	2					30	800		4	400						5000
Oldham John	150	450		6500	100		8	3	5	5		35	95		100								1100
Koles Henry	18		22	800	10		4		2	2	1		17	350		42	150						1500
Williams Henry	20			400	20			1					8	60			50						1000
Allen Willis	15			300			1						10	100			300						3800
Reed John	40	20		1200	75		1	1	2			5	5	300		27	40						
Wheeler Wheeler	40			800			1							25			400						
Maupin Sylvester	40			800	40		2		1					100		10	200	42					2000
Beverly Robert	10			200												5	30						
Franklin Ann	20	22		800	20		2		2			10	10	300		40	250						1000
Stacy James L	40	40		1600	40			2	2				30	400		25	500						1200
Davis John	150	45		4000	300		10		5		9	65	5	800	40	20	100	120					
Coleman Anselm	40			800			3				2	18	12	250		15	95	35					800
Coleman James	40			800	50		2		1				12	200		12	300	50					2000
Hyde Giles	10			200	40		2		1			14	20	200		15	150	15					2500
Adams George	60	60		2500	10		1		1			10	200		25		200	20					
Courtney Casswell	160	160		8000	200		4		2		20		12	1000		20	500	100					
Bell Fabeitha	100	420		10000	50		3		3		2	30	12	400		80	600	200					2000
Johnson Anselm	90	310		5000	100	20	6		4		1	30	20	700		60	1000	200					
Coleman Henry	20			400	10			2					7	300			300						1400
Porterfield James M	30	10		800	40		7		1		1		13	450	30	70	300	50					2600
Burton Joseph	20	20		600	40		3		2			1	25	250		7	300	50					1000
Criffin Samuel	20	40		200			1		1				10	125			200						2000
Jaco Oliver	80	80		3000	150		7	1	2		2	20	25	700		20	250						4000
Cribble Thomas	75	125		4000	125		6	3	3		5		35	750		94	350						2500
McCollum Thomas	30	30		1000	25		3		3		1	16	8	450		36	50						
Embree Lewis P	16	50		1000	100		3		1		2			500		56	200	75					
Coleman Alfred	30			600	75			2	1		1	14	10	400			95						1800
Parker George	20	60		1200	50		2		4					300		19	100	20					1000

2057 2850 22 81300 2475 20 120 24 13 2 83 365 588 14655 244 1020 10495 1747 47050

SCHEDULE 3.—Productions of Agriculture in Hayterville Township, in the County of Chariton

Post Office: Hayterville Missouri



Name of Agent, Owner, or Manager.	ACRES OF LAND.			PRESENT CASH VALUE.		Total amount of wages paid during the year, including value of board.	LIVE STOCK, JUNE 1, 1870.								PRODUCE DURING THE YEAR.								
	Improved.	UNIMPROVED.		Of farm.	Of farming implements and machinery.		Horses.	Mules and Asses.	Milk Cows.	Working Oxen.	Other Cattle.	Sheep.	Swine.	Value of all live stock.	WHEAT.		Rye.	Indian Corn.	Oats.	Barley.	Buckwheat.	Rice.	Tobacco.
		No.	Wood-land.												Other unimproved.	Dolls.							
1	2	3	4	5	6	7	8	9	10	11	12	13	14	15	16	17	18	19	20	21	22	23	24
McQuarrie Daniel	25	55		1200			1	3						200		30		50					1000
Ray Joseph	20			400	10		1	1	2				7	200				150					1600
Elam Joel	70	130		4000	125	38	2	2					15	300				400					1700
Temple Lewis	30			600	10		1	1					5	125				200					2000
Crane Theodore P	100	140		4000	300	150	1	5	4		15		30	1000		75	50	500	150				
Boehm Abraham	40			800			2	1					8	8	250	15		75	50				1000
Brooks Jesse	120	340		7000	130		6	3		1	15		20	700		117	17	500	40				3500
Edman Roger M	30			600			1							100		25		200					1200
Parks Lewis	10			200			2						8	8	150		20	100					800
Brooks Margaret	50	70		2000				1		2	14		17	150		20		200	50				
Coleman James	25	55		1600	10			1	2				14	150		38		50	10				800
Crane J Daltimore	40	40		1600	25	175	2	4		5	30		9	400	40	40		250	30				3000
Douglass William	15	25		600	10			2	1					180		40		200	35				
Bennett Reuben	15	90		1000	20		2	2		2	10		11	250				300	70				700
Jared William	30	60		900	30			2	3		4	15	14	500	100			350	75				2000
Vegter Barzilla M	10			2500	10	200	1	4					7	250				40					
Deavers Henry	10			200	10				1					35				40					
Brooks Edmund	10	50		1800	75	50	2	2					7	300				125					
Wheeler Drury M	50	50		2000	100	175	3	1		2			30	800		65		500	30				1500
McCrusty Jesse	30			600	100		5	6					20	300		60		1200	200				
Cowley William	40			1800	100		2							200				500					
Stables James	10			200			2	1					10	275				60					
Wheeler Henry	15			300			2							70		6		100					
Edson John	40			800	10			2	1					275		30		400					1500
Shurt Nancy	20			400	75	20	4	1	2		6		14	560				160					
Song Josiah	70	3	7	1600	100																		800
Wheeler Edward	160	100		5500	230	125	6	7		14			43	1370		300		1500	150				4000
Ruthridge John	50	110		3200	95		2	2					10	370				150	200				800
Hershey Ezra	100	100	125	8000	200	100	5	5		5	20	15	280		100			400					
Givens Thomas	100	40	20	4000	25		2	2		3	5	21	350	30	90			150	70				
McCampbell Andrew	40			900	30	125	2	1		10	10			500		80	130	2000	380				
Givens Thomas	120	260	20	8000	50		1	2					12	90				150					2100
Prouse Michael	40			800	60	135	3	3					5	430	63			1000	400				
Martin John	200	280		8600	175	275	6	5		15				800	140			1500	750				
Tucker Sherrod	5	16		400	75		2	2					12	280				100	40				2000
Moxley James	20	100	40	1600			1	2		2			10	225				150	50				800
Drew John	35	115		900			4	3		3	33	35	550			23		375					2700
Drew Benjamin	18	52		560	10			2		4	20	40	300			18		100					280
McCollum John	30	68		800	50		1	2	3	5	20	20	600		72	5		150					1500
Mills John	30	10		400	50		2	1					3	150		65		200	45				1450

1513 2536 212 8296 2300 1568 16 85 100 225 470 1425 288 1313 240 14565 2835 37425

State of Missouri, enumerated by me on the 18 day of June, 1870.
B M Veatch, Ass't Marshal.

YEAR ENDING JUNE 1, 1870.

Cotton.	Wool.	Peas and Beans.	POTATOES.		Orchard products.	Wine.	Produce of Market Gardens.	DAIRY PRODUCTS.			SEED.			SUGAR.				BEES.		Forest products.	Value of Home Manufactures.	Value of animals slaughtered or sold for slaughter.	TOTAL VALUE.							
			Irish.	Sweet.				Butter.	Cheese.*	Milk sold.	Hay.	Clover.	Grass.	Hops.	Hemp.	Flax.	Flax-seed.	Silk cocoons.	Maple.					Cane.	Molasses.	Wax.	Honey.	Dolls.		
Bales (450 lbs.)	Lbs.	Bush.	Bush.	Bush.	Dolls.	Gallons.	Dolls.	Lbs.	Lbs.	Gallons.	Tons.	Bush.	Bush.	Lbs.	Tons.	Lbs.	Bush.	Lbs.	Hhds. (1,000 lbs.)	Gallons.	Lbs.	Lbs.	Dolls.	Dolls.	Dolls.	Dolls.				
25	26	27	28	29	30	31	32	33	34	35	36	37	38	39	40	41	42	43	44	45	46	47	48	49	50	51	52			
1								15-0																			145	1		
2			40					100																				350	2	
3			50					400			32														200			1610	3	
4											4																	140	4	
5			50					200																				310	5	
6								100			4																	65	6	
7								250																				250	7	
8			300		75			200		25																910		1125	8	
9								200																				110	9	
10								50																				65	10	
11								150																		30		575	11	
12			60					100																				300	12	
13								100																				225	13	
14											20																	200	14	
15			30					100																	100		440	15		
16			40																									100	16	
17			30					200																		95		210	17	
18			50					300			4																	3025	18	
19								50																				13	19	
20			25		70	400		100																		140		1390	20	
21		60						100																		300		1650	21	
22			20					200																				55	22	
23																														23
24																														24
25																														25
26																														26
27																														27
28																														28
29																														29
30																														30
31																														31
32																														32
33																														33
34																														34
35																														35
36																														36
37																														37
38																														38
39																														39
40																														40

60 695 695 145 400 3050 3030 25 60 1755 12295

* This will include only such cheese as is made upon the farm. Milk sent to cheese factories will be regarded as milk sold off the farm.

SCHEDULE 3.—Productions of Agriculture in Missouri Township, in the County of Chariton, in the

Post Office: Keptzala Mo



1	ACRES OF LAND.			PRESENT CASH VALUE.		7	LIVE STOCK, JUNE 1, 1870.								PRODUCE DURING THE YEAR											
	Improved.	UNIMPROVED.		Of farm.	Of farming implements and machinery.		Total amount of wages paid and value of board.	Horses.	Mules and Asses.	Milch Cows.	Working Oxen.	Other Cattle.	Sheep.	Swine.	Value of ALL live stock.	WHEAT.		Rye.	Indian Corn.	Oats.	Barley.	Buckwheat.	Rice.	Tobacco.		
		Wood-land.	Other unimproved.													Dolls.	Dolls.								Spring.	Winter.
		No.	No.													No.	Dolls.								Dolls.	Bush.
2	3	4	5	6	7	8	9	10	11	12	13	14	15	16	17	18	19	20	21	22	23	24				
1	Blinn's Elisha	20		400	10			2	1		1		2	200		20		250					1500			
2	Blewis Emerson	30	50	800	25		1		1			6	8	100				500								
3	Boyles William	30	10	800	10		1		1			10	8	200		50		500	60				800			
4	Brewer Benjamin	32	53	1000	100			1					8	100		300		1000					500			
5	Phillips John L	40		800	50		1	1	1		1		9	300		200		300	100							
6	Kramer William	50	120	2500	400		2	2	1		8	17	7	600		100		500	100							
7	Quiford Andrew	40		800	300		5	2	2			20	26	900		350		1500					7000			
8	Chen Alfred	26	14	800	75		1		2		3		10	250		160		500	25				3000			
9	Phillips George	30		600	30		2					8		125				400	100							
10	Metcalf Ludwig	15		300														200								
11	Brewer William	20		400	70		4		3		7		10	300		125		500								
12	Brown Joseph	18		360	40		3		2		1			300		200		300								
13	Solson John	13		260	5		1		1					125				175								
14	Bullock Sanford	12	78	800	10		1		2					125		100		400								
15	Reynolds Jesse	18	25	800	75				2	2				150				300								
16	Stettman John	18	258	4000	100			2	2					300				250					1000			
17	Taylor Francis M	80	220	6000	150	700	4		2		3		50	550		100		1200								
18	Pag Chesterfield	10		200														200								
19	Moon Alphonso	80	150	4000	100		6		4				50	600		600		1100								
20	Morrison James A	60	40	2000	50	50	1		1		2		25	200		175		750					6600			
21	Morrison John E	12	8	400	10				1		3		10	100		60		200					800			
22	Shaw Peter	25	15	800	40		4		1		1		15	400				200								
23	Couch William	16		320	25		2		1	4	1			350		20		300								
24	Rowan Michael	25		450			3		3		1		7	350				400					500			
25	Rowan Thomas	30	82	2000	85		2		4		9	15	12	450				750	50				1600			
26	Conrad Janus	30		600	10		2		3		1		13	300				750								
27	Ballew William	10		200										50				75								
28	Hawks William	15		300	5		1		1					150				250					700			
29	Brewer Elizabeth	40		800	25		1							150				350					1900			
30	Majors Joseph	18	22	800	15		2		1					225				300								
31	Ballew James P	30		600	70		2		2		2	8	7	500		140		500								
32	Brewer William	20		400	80		2	1	3		6		12	350		120		500								
33	Cause William J	20		400			2		1		1		12	300				400								
34	Cause John H	25	15	800	10		2	1	1		4		10	200				400								
35	Hallett Samuel	40		800	10		2		1					250				500	300							
36	Thomas Andrew	40	40	1600	40		2		2		7		14	300		60		500								
37	Copau James	10		200					1					50				150					2500			
38	Mehart Elizabeth	60	30	1800	100		2		2		2		25	400		400		500	50				4000			
39	Sathan William	20	38	1000	10				2	1			10	400		90		500					2100			
40	Haucho John	80		1600	100		4		2		7		40	400		300		1000								
		1205	1268	43490	2240	750	68	14	38	6	72	84	45	10900	3670	14500	785						34500			

State of Missouri, enumerated by me on the 2nd day of August, 1870.
B. M. V. atch, Ass't Marshal.

YEAR ENDING JUNE 1, 1870.

Cotton.	Wool.	Peas and Beans.	POTATOES.		Orchard products.	Wine.	Produce of Market Gardens.	DAIRY PRODUCTS.			SEED.			SUGAR.			BEES.		Forest products.	Value of Home Manufactures.	Value of animals slaughtered or sold for slaughter.	TOTAL VALUE.								
			Irish.	Sweet.				Butter.	Cheese.*	Milk sold.	Hay.	Clover.	Grass.	Hops.	Hemp.	Flax.	Flax-seed.	Silk cocoons.					Maple.	Cane.	Molasses.	Wax.	Honey.	Dolls.		
Bales (450 lbs.)	Lbs.	Bush.	Bush.	Bush.	Dolls.	Gallons.	Dolls.	Lbs.	Lbs.	Gallons.	Tons.	Bush.	Bush.	Lbs.	Tons.	Lbs.	Bush.	Lbs.	Hds. (1,000 lbs.)	Gallons.	Lbs.	Lbs.	Dolls.	Dolls.	Dolls.	Dolls.				
25	26	27	28	29	30	31	32	33	34	35	36	37	38	39	40	41	42	43	44	45	46	47	48	49	50	51	52			
			12	+				50												12				10	75	355	1			
	12							100													15				20	30	345	2		
	15																				30				50	80	675	3		
																											40	825	4	
			10					30																	25	80	160	5		
	50																								30	120	550	6		
	30							50													30				30	320	1950	7		
			25					50																			60	695	8	
	15		25																		75							275	9	
			40																									110	10	
			50					100													7						65	470	11	
			10																									40	365	12
			10																									25	115	13
								200																	30	75	465	14		
								200																					210	15
			100					100																			25	295	16	
			20					200																				160	900	17
																												25	125	18
			75					200																				250	355	19
			30					50																		25	220	1255	20	
																												160	365	21
			100					50																				40	180	22
																												80	215	23
			50					150																		15	130	445	24	
	40		30					200													30				10	175	785	25		
			15					50																30			50	445	26	
																												30	170	27
								50																				30	220	28
			30																		40						25	360	29	
								100																10			35	215	30	
	15		20					100													60						100	570	31	
			20					50																				50	450	32
			10					50																				80	300	33
			60					100																				40	285	34
			75					100																				60	460	35
			20																									165	470	36
			30																										157	37
								50																				80	745	38
			15					200																				350	985	39
																													750	40

* This will include only such cheese as is made upon the farm. Milk sent to cheese factories will be regarded as milk sold off the farm.

18807

SCHEDULE 3.—Productions of Agriculture in Missouri Township in the County of Chautau, in the

Post Office: Neysalia Mo



Name of Agent, Owner, or Manager.	ACRES OF LAND.			PRESENT CASH VALUE.		Total amount of wages paid during the year, including value of board.	LIVE STOCK, JUNE 1, 1870.								PRODUCE DURING THE YEAR.										
	UNIMPROVED.			Of farm.	Of farming implements and machinery.		Horses.	Mules and Asses.	Milk Cows.	Working Oxen.	Other Cattle.	Sheep.	Swine.	Value of all live stock.	WHEAT.		Rye.	Indian Corn.	Oats.	Barley.	Buckwheat.	Rice.	Tobacco.		
	Improved.	Woodland.	Other unimproved.												Spring.	Winter.								Bush.	Bush.
1	2	3	4	5	6	7	8	9	10	11	12	13	14	15	16	17	18	19	20	21	22	23	24		
1	Bradley William J	10			200			1	6					35	600				100						
2	Might Andrew J	55	75		2000	60		4	2	2				12	25	700			750	150					7000
3	Beault David	40			1000	75		4		2				30	400		450	125							5000
4	Beault Samuel	40			800	60		3		1					300			1000							
5	Heming Robert	25	26		1000	60		2		2	1			11	300		81	300							1200
6	McFarland John	30			600	15		1		1				6	150		81	400	40						
7	Harlow Andrew J	18			360	10		2		2				15	12	300		70	300	50					
8	Coleman David H	60	140		4000	75		1	3	2				2	30	500		240	500	100					
9	Coyne John	80	300		8000	200		3		4	2			20		500		600	1000						
10	Hart Richard	60	20		1600	40		1	1	2				25	350		30	750	40						1200
11	Heming Alexander	30	20		1000	40		4		3	2	8		40	600		150	500							1500
12	Andrew Johnathan	12			220	10		1		2	1	24		10	200		50	250							
13	Heming Squin H	30	47		1500	75		2	1	3	1	22		25	500		120	750							
14	McLair Meredith	35	30		1500	100		6		2					450		140	450	50						1900
15	Balleger George W	40			800	100		3		2	12	20		7	450		100	1000							
16	Conrad William	40			800	100		2		2	5			35	500		140	600	25						
17	Cuddy James	50	30		1600	100	150	3	2	2	4			20	500		30	1000							4000
18	Coulson George	20	20		800	10		2		2	2			20	300		65	400	60						
19	Coulson William	10			200	100		2	1	1	1			6	200			100	20						
20	Cuddy Peter	40			800	10			2	2	1			10	400		30	1000							4000
21	Surgeson Myley	35			700	100		2							150			750							
22	Andrews Alms	10			100	20		3		4				10	500		55	400							1200
23	Taylor James	6	44		800			1				15	15	125				500							
24	Andrews Sagnay	21	6		600	150		6		4	1	12	24	600				500	50						1500
25	Beach Isaac	20			400			1						4	100			400							
26	Metcalf Robert H	10	54		600	75		3		2				16	300			350							
27	Nix Melicia	25	17		800	20		1		2	1	12		200				150							
28	Higdon Benjamin	20			400	100	200	4		2	2			16	400			1250							
29	Conrad Jacob	30			600	60		4		3				15	550			600	100						
30	Holbert Harrison	12	28		800	40	30	2		2	2			14	350			500							
31	Conrad George A	11	29		800	10				2				12	100			350							
32	Stuck David	32			600	100		2		1				12	250		300	600							
33	Stuck Mary	125	100		8000	50		2		1	2	2		25	400		350	1250							
34	Conrad Samuel	12			240	50		2		1				8	250			250							
35	Norsham Joseph	25	25		800	15		2		1				7	250			500							1000
36	Metcalf Phillip	25			500	10		1						9	175			500							
37	Sandford Erasmus	40	160		8000	75		1	3	1	2	20	20	400		100	500								4000
38	Jackson Silas	25	15		800	40		2		1	2				300		50	500							2500
39	Might James	50	25		1500	100		2	2	2	1			11	500			500							3000
40	Beach James	19			380	15		4	2	2				25	400			500							
		1276	1214		56200	2270	380	42	19	76	8	41	150	590	14350		3212	2250	6500						35800

22,125

State of Missouri, enumerated by me on the 2nd day of August, 1870.
B M Keateh, Ass't Marshal.

YEAR ENDING JUNE 1, 1870.

Cotton.	Wool.	Peanut Beans.	POTATOES.		Orchard products.	Wine.	Fruit of Market Gardens.	DAIRY PRODUCTS.			SEED.			Hops.	Hemp.	Flax.	Flax-seed.	Silk cocoons.	SUGAR.			BEES.		Forest products.	Value of Home Manufactures.	Value of animals slaughtered or sold for slaughter.	TOTAL VALUE.			
			Irish.	Sweet.				Butter.	Cheese.*	Milk sold.	Hay.	Clover.	Grass.						Maple.	Cane.	Molasses.	Wax.	Honey.					Dolls.	Dolls.	Dolls.
(450 lbs.)	Lbs.	Bush.	Bush.	Bush.	Dolls.	Gallons.	Dolls.	Lbs.	Lbs.	Gallons.	Tons.	Bush.	Bush.	Lbs.	Tons.	Lbs.	Bush.	Lbs.	Hhds. (1,000 lbs.)	Gallons.	Lbs.	Lbs.	Dolls.	Dolls.	Dolls.	Dolls.				
25	26	27	28	29	30	31	32	33	34	35	36	37	38	39	40	41	42	43	44	45	46	47	48	49	50	51	52			
																											50			
	35																										160	1100		
			25																								250	1065		
			25																		8						80	885		
																												305		
																												285		
	21		10					150																			80	360		
			15		50			50																			200	745		
	45		70					200																	40	200	1336			
			20					100													30						125	675		
	20		10					200																			160	815		
	35		10					100																				80	295	
	30		15					250																				120	685	
			75					50																				120	655	
	80		20					100																				320	955	
			25					100																				180	645	
					10			150																				170	1030	
			30					50																				50	350	
																												10	70	
								50			1																	100	930	
			300					100																				200	680	
			25					150																				80	465	
																													250	23
			10					300																				200	645	24
			80																									150	370	25
			10					50																				80	270	26
			50					100														25			20			150	150	27
			15					100																				100	760	28
			14		100			200																				60	555	29
			50					75																				65	350	30
			30					150																				75	300	31
			60					100																				65	660	32
			25		50			150																200				120	1175	33
			20					100																				75	255	34
			10																									35	355	35
			20																									100	355	36
	30		20					200																					690	37
			10																										450	38
			30					50																			25	100	655	39
			10					50																				80	345	40
296			1139		210			3425												55			200		85	4046	22639			

* This will include only such cheese as is made upon the farm. Milk sent to cheese factories will be regarded as milk sold off the farm.

SCHEDULE 3.—Productions of Agriculture in Missouri Township, in the County of Chautau, in the
 Post Office: Keytesville Mo



1	ACRES OF LAND.			PRESENT CASH VALUE.		7	LIVE STOCK, JUNE 1, 1870.								PRODUCE DURING THE									
	2	UNIMPROVED.		5	6		8	9	10	11	12	13	14	15	WHEAT.		18	19	20	21	22	23	24	
		3	4												16	17								
Name of Agent, Owner, or Manager.	Improved.	Wood-land.	Other unimproved.	Of farm.	Of farm implem. and machinery.	Total amount of wages paid during the year, including value of board.	Horses.	Mules and Asses.	Milk Cows.	Working Oxen.	Other Cattle.	Sheep.	Swine.	Value of all live stock.	Spring.	Winter.	Rye.	Indian Corn.	Oats.	Barley.	Buckwheat.	Rice.	Tobacco.	
	No.	No.	No.	Dolls.	Dolls.	Dolls.	No.	No.	No.	No.	No.	No.	No.	Dolls.	Bush.	Bush.	Bush.	Bush.	Bush.	Bush.	Bush.	Lbs.	Lbs.	
1 Chapman Charles A	44	40		1600	20		3	2	4		8	25	20	700		100		400						
2 Joll Christopher	60	40		2000	120	150	14		2		6		16	1200		680		1000	100					2600
3 Morgan William	50			1000	80		1	2	2				8	200				750	40					5000
4 Reet Lawson	35			700	50			2	1		3		12	150		300		400						2000
5 Jackson Peter	20			400	40		2		1				10	200		100		500						
6 Jackson Ambrose	10			200	40		1		2	2		11	12	200		50		500	20					3000
7 Barton Sila	25			500	10			2	1		1		15	250		50		500	20					3000
8 Reumy John	25	12		600	10		1						7	125		25		200						
9 Williams Sylvester	10			200	40		2		1					200				100						
10 Mock Samuel	10			200	5		1		1				10	150		100								1000
11 Henning James A	15			300	10				2	2				190				100						
12 Henning Hall	16	15		600	35		2	1	1				16	350		45		350						
13 Steiman George	30	170		3000	25		1	1	2		3			200		60		350	70					800
14 Sands George	9			180														100						
15 Muir Mathew	25			500												100		300	100					3000
16 Edwards Anderson	20	30		1000	50		2		2				14	300				350						
17 Broadus Joseph	20			400	40		2		1				4	200				500						
18 Morn Alvin	20	60		1000	10		2	1	2					250				250						
19 Recker Frederick	25			500	10		4		2		1		5	300				350						3000
20 Carney Robert	6	34		400			3		2				6	150		15		125						500
21 Harlow Nancy	40			800			2		2				10	250		30		350	40					
22 Arnold Anthony	10			200														100						
23 Conny Ellis	20			200				2	1				12	200				250						1500
24 Frost William	30	10		800			2							200				150						
25 Glasgow James	12			240			1							100				250						
26 Dixie John	25			500	20		1		1				7	150		25		500	28					
27 Patterson Thomas	15			300														500						
28 Andrews John D	15			300	50		4							200				375						500
29 Hendrickson Elijah	16			350	150				1				1	50				375						1000
30 Lay John	40			600	30		2		2				16	300				200						4000
31 Kelly William	40			800	100		4		1		7		15	500		80		750						11000
32 Wright Thomas	5	5		200			1		1		3		8	200				250						700
33 Webb Catharine	30	50		1600	40		2		3	2	3	12	30	460				750						6000
34 Bouley William	30			600			1	1	1					150		30		250						1000
35 Conig Jacob	20	20		800	40		2		2				10	200				450						2000
36 Jackson Samuel	21			400			2		2					200				60						5000
37 Lock Gerald	100	100		4000	75		5	5	3	2	1	13	30	1100		265		750						7800
38 Morn George	10			200			1						6	200				100						
39																								
40																								
	954	586		28170	1100	150	71	19	49	8	26	61	300	9775	2055		13500	418						62700

State of Missouri, enumerated by me on the 27th day of June, 1870.
B.M. Veatch, Ass't Marshal.

YEAR ENDING JUNE 1, 1870.

Cotton.	Wool.	Peas and Beans.		POTATOES.		Orchard products.	Wine.	Produce of Market Gardens.	DAIRY PRODUCTS.			SEED.			SUGAR.			BEES.		Forest products.	Value of Home Manufactures.	Value of animals slaughtered or sold for slaughter.	TOTAL VALUE.						
		Bales (450 lbs.)	Lbs.	Bush.	Bush.				Bush.	Dolls.	Gallons.	Dolls.	Butter.	Cheese.*	Milk sold.	Hay.	Clover.	Grass.	Hops.					Hemp.	Flax.	Flax-seed.	Silk cocoons.	Maple.	Cane.
25	26	27	28	29	30	31	32	33	34	35	36	37	38	39	40	41	42	43	44	45	46	47	48	49	50	51	52		
	36	5	15					100																		25	108		
					15																						80	185	
	30		25		12			150													50						140	687	
								160													20				10	40		198	
			20					105																				190	
	40							200													12				60	70		341	
	10							100													20				9	50		218	
	70		30		10			160													115		100		38	150		663	
	100		60		120			400			15										50				25	165		990	
	10		6					70													8						50	225	
	25							125													15						40	175	
	15		20																		15						80	225	
																											30	165	
																											30	80	
		40						160													20						80	388	
								350													9						16	190	
	40		10		16																					18	80	333	
	24							160			3															30	80	352	
		5		10				50																			60	220	
	40		20		5			105			2															15	70	215	
	44		30					100													42			48	48	160		785	
	5		30		40			250																		10	100	595	
								50													5						50	295	
																											15	65	
			6					100													15						60	165	
	60		12	2	8			160															9	575	120	120		350	
	28		100					220			10										60					30	80	745	
	15		10								5													50		15	80	185	
																												50	
	8							160																			15	60	250
								100													20							170	570
	35				80			200			1										100					45	900	1485	
	20		40					260													20					25	101	415	
	325		80		40			700			18										50					76	300	1405	
	316		100		14			100			2																50	570	
								100																			8	50	405
	44							160			2																61	160	800
			130					110													30							100	610
								100													60							70	565
	42							220													35					15	146	790	
	1382	50	714	12	360			5485			58									771					604	4003	17,058		

* This will include only such cheese as is made upon the farm. Milk sent to cheese factories will be regarded as milk sold off the farm.



SCHEDULE 3.—Productions of Agriculture in North Fork Township, in the County of Cherokee, in the State of Mo.
 Post Office: Reynolds Mo.

1	ACRES OF LAND.			PRESENT CASH VALUE.		7	LIVE STOCK, JUNE 1, 1870.								PRODUCE DURING THE YEAR.								24		
	Improved.	UNIMPROVED.		Of farm.	Of farming implements and machinery.		Total amount of wages paid to hands including value of board.	Horses.	Mules and Asses.	Milch Cows.	Working Oxen.	Other Cattle.	Sheep.	Swine.	Value of all live stock.	WHEAT.		Rye.	Indian Corn.	Oats.	Barley.	Buckwheat.		Rice.	Tobacco.
		No.	Woodland.													Other unimproved.	Dolls.								
1	Dodge John W	40			600	100		3		1		1	4	275	30			500	200					3000	1
2	Hershey Isaac M	40	120		1600	75		10		3			9	800	15	65								4800	2
3	Hershey John J	40	80		1600	125		3		4		10	15	530		60		300	125					5000	3
4	Hershey Josephus W	50	219		4800	150		10		5		4	14	1075		140		500	225					5000	4
5	Montague George	40			600	600		2		2		3		20	350	10	30		150	40				2000	5
6	Hewitt John	80	35		2500	50		2	2	3		3		25	675	40		30	650	75				5800	6
7	Murphy Samuel	100	53		2400	175		3	2	2			7	24	900	20	180	40	100	200					7
8	Nightingale Samuel P	40	40		640	60		2	1	2		2	25	20	400		16	66	500	30				900	8
9	Smith Mathias	15	47		620	60		3	1	2		3	4	14	575		30	35	150	125				700	9
10	Maysie Cornelius	35	45		1000	100	100	3	1	3		1		15	525				75	39				1800	10
11	Breze George	50	110		800	100		2		2		4	17	25	425				150					500	11
12	Bills William	60	60	60	2700	400	325	3		2		2	28	50	570		100	90	500	300				4500	12
13	Hunter John J	20	25	6	750	55		4		3		4	10	12	380			25	100	25				1500	13
14	Graves Martha	25	40	45	1600			2		1				4	140		36		200					1400	14
15	Green James M	50	55	75	2700	150		4	5	12		15	40	20	2000		55		250	75				1000	15
16	Hains Dewitt	60	60		1800	300		4	4	3		2	23	20	900		116	100	90	150					16
17	Lyon Nancy	30	60	10	1500			1		3			16	12	275		20		150					1200	17
18	Saunders James	160	280		2000	100		2	2	3	4	5		100	950				1750	250				1500	18
19	Saunders William	100	250		1800	100		4		1	4	8		30	1050			100						800	19
20	Balaham Hightower	20	140	80	1100	50		4		1	1	7	12	17	600	75	125		200						20
21	Pain James L	70	150	60	2000	60		3		4	2	4	10	22	700		70	20	250	160				1400	21
22	Richards John	40			600			2		2	2	3	36	16	650				175	100					22
23	Neal James L	80	21	20	3000	100		7	2	4	2	3	18	15	750	100	83								23
24	Mitchell Cordelia	30	50	40	600	20		2		2	1	2	24	15	350	3	35		75	60					24
25																									25
26																									26
27																									27
28																									28
29																									29
30																									30
31																									31
32																									32
33																									33
34																									34
35																									35
36																									36
37																									37
38																									38
39																									39
40																									40
		1275	1900	336	35810	2330	425	85	20	40	16	40	296	512	15865	291	1161	506	6815	2139				12800	

YEAR ENDING JUNE 1, 1870.

Cotton.	Wool.	Peas and Beans.	POTATOES.		Orchard products.	Wine.	Produce of Market Gardens.	DAIRY PRODUCTS.			SEED.			Hemp.	Flax.	Flax-seed.	Silk coccons.	SUGAR.		Molasses.	BEES.		Forest products.	Value of Home Manufactures.	Value of animals slaughtered or sold for slaughter.	TOTAL VALUE.			
			Irish.	Sweet.				Butter.	Cheese.*	Milk sold.	Hay.	Clover.	Grass.					Hoys.	Maple.		Cane.	Wax.					Honey.	Dolls.	Dolls.
Bales (450 lbs.)	Lbs.	Bush.	Bush.	Bush.	Dolls.	Gallons.	Dolls.	Lbs.	Lbs.	Gallons.	Tons.	Bush.	Bush.	Lbs.	Tons.	Lbs.	Bush.	Lbs.	Lbs.	Hds. (1,000 lbs.)	Gallons.	Lbs.	Lbs.	Dolls.	Dolls.	Dolls.			
25	26	27	28	29	30	31	32	33	34	35	36	37	38	39	40	41	42	43	44	45	46	47	48	49	50	51	52		
	10				80			150																	120	770	1		
					60			115																	150	645	2		
	25							250																27	1800	2497	3		
	22		40		40			225																	300	1150	4		
			10					125																	70	370	5		
			50					400			2														100	780	6		
	10		20		520			200			10														75	855	7		
	45		15					220													24				30	100	610	8	
	10		25					155																	17	120	395	9	
			20					120																	100	315	10		
	30		25		8			365																	20	180	415	11	
	60		20					275													45				50	100	790	12	
	27							216			3										60	12	150		15	100	435	13	
								156			1										15				30	325	14		
	80		75		10			570			25										100	10	100		50	155	935	15	
	60		220	10	60			160			6										60		100		75	120	735	16	
	30				80			160													16				10	50	385	17	
								180																	60	1155	18		
					40			200			1												12	200		100	360	19	
	50							100																	200	100	450	20	
	30		20		16			130			24										100	15	100		30	1450	2160	21	
	55							650																		16	1500	1845	22
	50		50		10			180																		10	20	275	23
	60				10			75													16				40	100	290	24	
																													25
																													26
																													27
																													28
																													29
																													30
																													31
																													32
																													33
																													34
																													35
																													36
																													37
																													38
																													39
																													40

652 590 10 734 5250 72 436 249 850 390 6970 18.942

* This will include only such cheese as is made upon the farm. Milk sent to cheese factories will be regarded as milk sold off the farm.

SCHEDULE 3.—Productions of Agriculture in Prairie Township, in the County of Chariton, in the

Post Office: Keytesville Missouri



Name of Agent, Owner, or Manager.	ACRES OF LAND.			PRESENT CASH VALUE.		TVAL amount of wages paid during the year, including value of board.	LIVE STOCK, JUNE 1, 1870.							PRODUCE DURING THE									
	Improved.	UNIMPROVED.		Of farm.	Of farming implements and machinery.		Horses.	Mules and Asses.	Milch Cows.	Working Oxen.	Other Cattle.	Sheep.	Swine.	Value of ALL live stock.	WHEAT.		Rye.	Indian Corn.	Oats.	Barley.	Buckwheat.	Rice.	Tobacco.
		No.	Wood-land.												Other unimproved.	Dolls.							
1	2	3	4	5	6	7	8	9	10	11	12	13	14	15	16	17	18	19	20	21	22	23	24
Draughty John H	30	90		600	50		3	1		2	19	9	260	20	60		200	80					1100
Hayward Nathan	26			400	20		1	2		2	20	7	200				350						4500
Leonard Archibald	32	128		3000	100		1	2	5			20	500				500	100					6000
Hix Andrew	10			200			1						100				75						800
Finell Jasper	50	90		2000	95	50	2	2	3		5	15	500	60			500	100					11000
Hunt Brian	10			2000				1			2		100				75						1100
Thacker Richard	10	17		1000	125		2	1		1			250	60			200						1500
Sim William	40	80		1200	20		1	1	2				10	250	25		325						3000
Anderson Andrew	40	80		2000	20			3	2				16	500			300						1800
Rocks Elizabeth	25	43		1200	50		1	2	2				16	200			250						
Praper Joseph F	5	5		500	5		1	3		2			155				35						800
Young George	100	200		8000	200	50	1	4	6	6	12	25	50	1400			500	50					
Smith Samuel	45	103		3000	100			4	3		3	8	10	650	120		750	200					6000
Stephens John H	140	60		3000	150	150	6	3	3			15	25	1025	300		1000						9000
Hurt Donnie B	40			600	100		1	3	6		5	11	20	500	500	100	1000	100					3000
Elliott Elias	56	124	80	6000	150	300	2	6	4	2	4	20	60	1360	180		1000						8000
Burton Crockett	135	185		8000	140	300		4	6	4	4	50	60	1100	280		1750	200					3500
White Charles	40			600											110		350	27					2000
Lock William M	200	320		10000	200	500	1	4	5		7		60	1000	600		2700	80					4000
Mays Francis	60	40		2000	100		1	2	2		3	15	500	200			500						
Hays Travis	20			400	10		1	1	1				4	200	50		100						4000
Burton James	20			400	50		2	2	2		2	9	10	500	50		350						4000
Sanders Fred	15	25		400	75		3	3	3		4	7	15	400			350						4000
Wright Marion	10	12		300	25		1	2	2				200	40			150						2000
Miller Rebecca	25	55		1000	30		2	2				8	15	200	30		140						2000
Hoght William	20			300	30		1						100	50			240	20					
Shannon Henry Jr	9	9		300	30		2	3	3		2		7	450	60		350	40					3500
Shannon Henry	70	250		2500	50	180	5	2	5		9		40	1000	85		600	150					3000
Shepherd Jacob	8	72		600	10		1	3	1	2			5	150			20						1000
Bauer Joseph H	10	70		1000	10		1	1	2	1			5	300			20	20					500
Wilson Stephen	10			150											75		50						800
Baphant Nicholas	10	30		400	75		2	2		4			15	325			100						600
Ingarten Charles	60	60		3000	100		8	4		3			15	500	150		200	200					7000
Ketha Henry D	40	160		3000	60	80	5	1	5		5	18	30	700	150		500	50					7000
Lock Frank	15			200					2		2		100	50			100						6000
Sauls Elizabeth	20	20		1000	15		2	3		1	24	12	375				200	30					500
Meyer Frederick	40	120		3000	50		3	3	4		4	20	20	500	80		300	150					4000
Kelley Daniel	50	280		20000	100	600	6	3	6	2	6		16	1400	180		750						3000
Blahn Charles	8	32		1000	10		1	2	2		1		6	350			100						600
Bagley Mason	85	80		3000	50		8	3	5	2		35	20	1400	170		750	50					3000
	1673	2862	80	45400	2385	2210	49	62	111	19	98	302	613	20540	20	3715	100	17490	1647				123500

SCHEDULE 3.—Productions of Agriculture in Prairie Township, in the County of Chariton, in the

Post Office: Keytesville Missouri



1	ACRES OF LAND.			PRESENT CASH VALUE.		7	LIVE STOCK, JUNE 1, 1870.								PRODUCE DURING THE									
	Improved.	UNIMPROVED.		Of farm.	Of farming implements and machinery.		Total amount of wages paid during the year, including value of board.	Horses.	Mules and Asses.	Milch Cows.	Working Oxen.	Other Cattle.	Sheep.	Swine.	Value of All Live Stock.	WHEAT.		Rye.	Indian Corn.	Oats.	Barley.	Buckwheat.	Rice.	Tobacco.
		No.	Wood-land.													Other unimproved.	Dolls.							
2	3	4	5	6	7	8	9	10	11	12	13	14	15	16	17	18	19	20	21	22	23	24		
Hunt Albert	100	390		1500	150	200	5	3	5	15	30	30	1175	150		1000	350						1900	
Phappier Joseph	20			350										150										
Neater James	50	30		8000	150	125	10	3	10	8	20	30	2045	300		1000	200						4900	
Webb James M	60	940	160	10000	100	200	8	3	10	2			15	1180		1500	400						1400	
Agar Rowham	40			600												200								
Sauward Joseph B	20	60		250	35		2		1			15	60	300										
Leonard William	50	110		2500	100	200	7	1	6				20	1050		800	40						7000	
Stances Levi	25			500	30		2		1				7	200		250							7000	
Neater William	25	35		1000			2	1	3	4			12	550		500							8000	
Pinnell Charles	20			40			1		1				6	100		200							2000	
Dunmore Samuel	80	180		3000	60	450	3	2	3	35	45	14	1300			750							6500	
Dunmore James	80	180		3000	40	450	2	2	2	35	45	14	1300			750							6500	
Edman Edward	60	200		3000	100		7	6	2				800			500	100						7000	
Bowling Joel	40	40		1000	75	100	8		3	2			800			250							3000	
Bowling James	20			4000				2	2				350			250							3000	
Bentley James	20			4000			2		1	1			250			250							2000	
M Farland James	60	60		3000	125		3	4	2	4			25	600	17	500							11000	
Welch George W	100	40		3000	100	150	8		4	5			8	700	40	725	100						8000	
Croving John	20			400			1		1				100			200							1500	
Cox Collins	100	100		6000	150		5		2	1			10	350		500	100						4500	
Cox John	30			600	50		2		3	3			6	350		500							4000	
Cox Francis M	20			400	10		3		3	2	1		5	500	20	100							1400	
Cox Greenbury	40	40		1000	50		1		2	6			10	350	30	50							1000	
Wetbridge Thomas	10			200	125		2		2	2			15	300		150							2100	
Hunt Robert	100	60		3500	150	250	3		2	6			40	600	290	1000	100						5000	
Hunt Eliza J	240	350		2000	300	400	20	5	15	6	30	100	100	3650	400	2500	1000						2000	
Warhurst Archer	70	90		1000	60		2	1	3				10	12	350									
Pasley William H	10			200												150							600	
Bemis Christopher	10			200									3	15		40							3000	
Carter Maria	25			500	25		3		4	2			8	500		500	50						9000	
Spencer Commodore	10			200	10				2				15	180	60	50							3000	
Hunt Richmond	20			400	15		2		2	2			12	400	25	100							3000	
Smith Jacob	20	20		800	60		1		3	2	8	6	325	16	250								2200	
Prewitt John	30	10		600	50		2		2				6	12	325	40	325	50					2000	
Temple Caesar	25	65		800	75		2		1	2			225	20	50								4000	
Seatten William	30	50		800	46		1	2	3	3			18	450	100	200							1100	
Cox Randy	25	15		400	10				1				3	50	55	30							3000	
Evans James	20	60		1600	75	250	1	2	2	2	4		2	400	65	200	50							
Foy John	12			240			1						100	7	60								700	
Pinnell Stephen	45	21		1200	100		5		3	1			15	550		350							2500	
	1832	2640	460	10320	2440	2875	124	37	111	20	168	279	537	22750	1805	16430	2540						137800	

State of Missouri, enumerated by me on the 22nd day of July, 1870.
B M Veatch, Ass't Marshal.

YEAR ENDING JUNE 1, 1870.

Cotton.	Wool.	PEAS AND BEANS.		POTATOES.		Orchard products.	Wine.	Produce of Market Gardens.	DAIRY PRODUCTS.			SEED.			Hops.	Hemp.	Flax.	Flax-seed.	Silk cocoons.	SUGAR.			BEES.		Forest products.	Value of Home Manufactures.	Value of animals slaughtered or sold for slaughter.	Estimated value of all farm produce, including additions to stock.
		Bales (450 lbs.)	Lbs.	Bush.	Bush.				Bush.	Dolls.	Gallons.	Dolls.	Lbs.	Lbs.						Gallons.	Tons.	Bush.	Bush.	Lbs.				
25	26	27	28	29	30	31	32	33	34	35	36	37	38	39	40	41	42	43	44	45	46	47	48	49	50	51	52	
	100		30		50			200													100	100			150	1342	1	
																											140	2
	50		40	16	100			500													100	100	100	120		1885	3	
					100			500			2										50	50			400	2615	4	
																											100	5
																										100	100	6
			30		100			300																	160	1112	7	
			10					100																		110	660	8
			30	15				200			1														90	1000	9	
											1														30	278	10	
	50		10					150																	230	1150	11	
	50		10					150																	230	1150	12	
			40	25				200			1												200		16	940	13	
			15					300			1														160	585	14	
			15					200			1														75	480	15	
								150																	75	385	16	
			20		100			200			6												80		240	1520	17	
			30		50			200			1														475	1150	18	
			20																							210	19	
		23	20		10			50			1														80	568	20	
			20					50																	85	585	21	
								200																	30	90	22	
			16		100			200																	80	335	23	
		10	20					200			3											12			65	400	24	
			100		300			200			1														500	893	25	
	300		100		150			1000			10												100		1000	5040	26	
	20		25		20			100			2														35	115	27	
			10																							120	28	
			10																						10	243	29	
			200					300			2														30	1085	30	
			10																							283	31	
																									70	255	32	
	15		30		20																				65	420	33	
			50		100			100			1												20	300	150	720	34	
			30					200																	20	352	35	
			25																						50	362	36	
								100																	35	360	37	
			10					150																	60	260	38	
																									25	110	39	
			10		20			100															4	200	120	581	40	
	585	33	1010	50	1220			6300			34									12	24	1130	100	511	29.899			

* This will include only such cheese as is made upon the farm. Milk sent to cheese factories will be regarded as milk sold off the farm.

SCHEDULE 3.—Productions of Agriculture in Prairie Township, in the County of Chariton, in the

Post Office: Keyterville Missouri



Name of Agent, Owner, or Manager.	ACRES OF LAND.			PRESENT CASH VALUE.		Total amount of wages paid during the year, including value of board.	LIVE STOCK, JUNE 1, 1870.								PRODUCE DURING THE YEAR.								
	Improved.	UNIMPROVED.		Of farm.	Of farming implements and machinery.		Horses.	Mules and Asses.	Milch Cows.	Working Oxen.	Other Cattle.	Sheep.	Swine.	Value of all live stock.	WHEAT.		Rye.	Indian Corn.	Oats.	Barley.	Buckwheat.	Rice.	Tobacco.
		No.	Wood-land.												Other unimproved.	Dolls.							
1	2	3	4	5	6	7	8	9	10	11	12	13	14	15	16	17	18	19	20	21	22	23	24
1 Leonard William	50	110		2500	100	200	7	1	6					20	1050			500	40				7000
2 Smith Matthias	100	60		3000	75		4		2		3			14	550	300		750	40				6000
3 Smith Andrew	40	40		1500	100		2	2	1					14	400	60		750	100				6000
4 Knapp Frank	40			600	100		3		1					300	180		1000	40					3000
5 Summit William	20			400	15		1	2	2					9	350	50		400					1700
6 Watson George W	40	40		2000	40		3	4	2		5	20	40	860	100		400	75					
7 Vance John A	120	142		5000	200	100	3	2	3		2	10	40	1040	106		500	100					
8 Vance William S	100	100		5000	100	50	3	2	4		1	10	30	900	560		500	150					
9 Williams Harinda	40	160		4000	30		5	1	2	2		20	15	600	180		500	50					2000
10 Myers William	40	40		1600	50		4	1	3					12	650	100		500	50				3500
11 Seltner Casimer	100			2000	50		1		3					15	200		300	25					1500
12 Seltner John	100			1000	100		2	1	1					12	200		250						
13 Poppe Boston	32	108		2000	100		2	1	2	2	4			7	375	162		350	100				4900
14 Coleman Lewis	60	240		6000	100		3	3	3	2	3	15	30	700	350		1000						4000
15 Brown Stephen	50	70		2900	75		3		2		2	15	13	400	90		400						3000
16 Watch John W	20			400	10		1		2					150			350						3000
17 Watch Andrew	10			20			1							100			150						3000
18 Sparks James	40	40		1000	75		3		2		1		20	400	50		300	100					3500
19 Ford Amanda	160			3500	120		1	1	1					10	200	30		1500					1500
20 Allega William	60	40		2500	75	150	4		5		6	40	15	850			1000	150					9000
21 Sittler Joseph	10			200	20		1		1					100			50						4000
22 Caruso George W	120	60		3000	100		4	2	6		6	32	15	750	80		500	50					7000
23 Payne Elison	15			300	50		4		2					12	500		45						2000
24 Smith Thomas J	20			400	5		2	1	1		1		7	300	20		250	100					2800
25 Branning Pleasant	80	40		2500	50		6		4		4	20	30	700	30		200	100					5000
26 Allen John A	25			500																			
27 Allen Elizabeth	25	175		5000	100	150	4	2	2		2		15	700	150		250	100					1800
28 Alms Scott	20			400	50			2	2		3		20	300	150		250						2500
29 Hays Benjamin	60			1200	50		5	3	8			20	10	1000	116		1000	100					8000
30 Lambkin John B	70	60		3000	175	375	1	3	5					16	600		1000	200					9000
31 Shannon Charles	80	125		4000	100	250	7	6	6	2				30	1300	150		700					7000
32 Muzum Rebecca	15	75		1200	10		2		1	1				10	250	23		250	20				1000
33 Spence William	20	60		1500	200	100	4	1	2		10			25	750	300		1000	100				6000
34 Watch Susan	20			1400	75		1	3	3					11	400		500	100					6000
35 Parks James	65	85		3000	60	200	3	2	3		1		18	650	52		350						2700
36 Hays Henry	25	15		800	75		1	2	1			6	8	400	45		200						2500
37 Floyd Jackson	100	30		3000	75	50	5	1	3		3			38	500	460		750	200				6000
38 Parks William	200	51		12000	150	600	7	3	4	2	1	27	50	1600	260		1000						12000
39 Johnson Samuel	200	120		12000	100	200	6	6	5		7			30	1700	500		1000	100				12000
40 Hays John	50	107		3000	150			3	3		1			20	600		300						

2442
 2235
 3110
 2425
 121
 61
 112
 11
 66
 235
 681
 23375
 4654
 21025
 2200
 15940

State of Missouri, enumerated by me on the 24th day of July, 1870.

B M Veatch, Ass't Marshal.

YEAR ENDING JUNE 1, 1870.

Cotton.	Wool.	Peanut Beans.	POTATOES.		Orchard products.	Wine.	Produce of Market Gardens.	DAIRY PRODUCTS.			Hay.	SEED.		Hops.	Hemp.	Flax.	Flax-seed.	Silk cocoons.	SUGAR.		Molasses.	BEES.		Forest products.	Value of Home Manufactures.	Value of animals slaughtered or sold for slaughter.	TOTAL VALUE.	
			Lbs.	Bush.				Butter.	Cheese.*	Milk sold.		Bush.	Grass.						Maple.	Cane.		Wax.	Honey.					Dolls.
Bales (450 lbs.)	Lbs.	Bush.	Bush.	Bush.	Dolls.	Gallons.	Dolls.	Lbs.	Lbs.	Gallons.	Tons.	Bush.	Bush.	Lbs.	Tons.	Lbs.	Bush.	Lbs.	Hbds. (1,000 lbs.)	Gallons.	Lbs.	Lbs.	Dolls.	Dolls.	Dolls.	Dolls.		
25	26	27	28	29	30	31	32	33	34	35	36	37	38	39	40	41	42	43	44	45	46	47	48	49	50	51	52	
			30		100			300																		160	1112	
			60		50			100			7										40					225	1506	
			50					100													20					180	1122	
			100																		20					40	875	
			60																							100	485	
	40		13	6	50			100																		280	710	
	20		75	10				50			10														10	200	730	
	20		75	8	100			100			5												100		10	180	1205	
	50				50			50																	15	160	745	
			30					100																		160	607	
			20		25																					100	390	
			100																							30	180	
			100		50						2															120	910	
	35		130		50			100																		120	1380	
	35		15		20			50			2															65	633	
								30																			400	
																											285	
			10					100																		120	625	
			50								10															400	700	
	100		25		50			100																		250	1550	
			100																								330	
	40		20		10			200			1														10	120	959	
								100																			120	320
			10					100																			40	443
	75		50		50			300																	50	120	860	
			30		30			100			3															150	240	
			80					100													20					25	502	
	35		10					100			3															400	910	
			80					300																			180	1450
			30		50			200			6													40		160	1470	
					50			50																			80	1125
																												225
			10		50			50																			800	2115
			15					200																			60	823
			10		25			130			1																185	670
	15		20																								65	391
			50					300																	30	300	1685	
	30		100	7	50			300			12																700	2558
			60	10	50			150			12																500	2450
			50					100			1																200	400
495			1600	41	910			4100			75									100				140	125	4095	36.118	

* This will include only such cheese as is made upon the farm. Milk sent to cheese factories will be regarded as milk sold off the farm.

SCHEDULE 3.—Productions of Agriculture in Prairie Township, in the County of Chariton, in the

Post Office: Keytesville Missouri



1	ACRES OF LAND.			PRESENT CASH VALUE.		7	LIVE STOCK, JUNE 1, 1870.								PRODUCE DURING THE YEAR.								24
	2	UNIMPROVED.		5	6		8	9	10	11	12	13	14	15	WHEAT.			19	20	21	22	23	
		3	4												16	17	18						
Name of Agent, Owner, or Manager.	Improved.	Wood-land.	Other unimproved.	Of farm.	Of farming implements and machinery.	Total amount of wages paid during the year, including value of board.	Horses.	Mules and Asses.	Milk Cows.	Working Oxen.	Other Cattle.	Sheep.	Swine.	Value of all live stock.	Spring.	Winter.	Eye.	Indian Corn.	Oats.	Barley.	Buckwheat.	Rice.	Tobacco.
1	170	188		12000	100	100	9	2	5		8	26	21	1300		200		500	240				4000
2	10			200									1	10				100					2300
3	12			240	10								18	50		20		200					5000
4	10			200	10		1						10	20		10		50					1500
5	15			300			2	2	1					250				250	50				1700
6	40	50		2000	75		3		3					300		70		200	50				1500
7	40	50		2000	50		4		3		4	14	20	400		300		300					
8	700	1100		20000	200	400	7	8	5	2	15		50	1825		200		1250					
9	10			200														100					
10	120	40		3000	10		6		6				11	500		100		350					300
11	50			1000	50			2	1					300		100		500	50				3000
12	80	80		3000	50		4		2		6	30	30	400		80		750					
13	300	700		2000	250	300	5	4	4		20		50	1400		600		1500	100				
14	60	60		2500	50		3		1				5	400		150		800	50				200
15	30			600	85		2		1				23	250				500	40				
16	20			400	20						2			12	150			350					2100
17	10			200					1					11	75			75	12				900
18	30	85		2000			2	2	3					17	200		30	200	50				3000
19	20			400				1						10	75		50	150	10				1200
20	30	20		800	50		2	4	3		1	10	10	700		200		300	50				1000
21	10			200			1							30				80	10				800
22	100	100		6000	60	50	1	4	5		8	17	35	1050		400		800	200				3000
23	10			200	5		2							10	80			50					
24	10			200	5		2							100				50	50				1000
25	30			600	30		2	1	2					8	250			500	20				1000
26	35	82		3000	150		4	1	4		2	11	9	500		170		600					8000
27	40	50		3000	50		2	2	2		7	9	15	500		50		100					4000
28	30	50		3000	50		1	1	4		7		12	350		60		250					2500
29	20	80		1000			1		2		2		10	150				250					2500
30	20	200		2500	75	50	4		2	2		12	12	300				300					3500
31	32	48		1800	50		2		2		2		4	300		108		325	20	180			1600
32	20			400	20		1	1						100		40		250					1500
33	30	90		2500	100		4	2	2	2	5		21	500		100		500					2000
34	10			200			1		1					8	100			100					3000
35	15	38		800	75		2		3	2	2	7	9	400		60		100	50				1500
36	40	68		2000					2		2		10	100		27		40					700
37	40			800	100		2		3					300				700	150				
38	200	200		8000	250		8	2	4		20	30	30	1500		160		750	50				
39	30	50		800					1					30		60		250					1500
40	30			600	100		4	2	5					500		150		1000	200				
	2500	3429		90600	2130	900	94	41	83	10	111	166	442	15795	3485		15430	1452	180				65800

State of Missouri, enumerated by me on the 20th day of July, 1870.

B M Veatch, Ass't Marshal.

YEAR ENDING JUNE 1, 1870.

	Cotton. Bales (450 lbs.)	Wool. Lbs.	Peas and Beans. Bush.	POTATOES.		Orchard products. Dolls.	Wine. Gallons.	Produce of Market Gardens. Dolls.	DAIRY PRODUCTS.			SEED.			SUGAR.					BEES.		Forest products. Dolls.	Value of Home Manufactures. Dolls.	Value of animals sold for slaughter. Dolls.	TOTAL VALUE. Dolls.				
				Irish. Bush.	Sweet. Bush.				Butter. Lbs.	Cheese.* Lbs.	Milk sold. Gallons.	Hay. Tons.	Clover. Bush.	Grass. Bush.	Hops. Lbs.	Hemp. Tons.	Flax. Lbs.	Flax-seed. Bush.	Silk cocoon. Lbs.	Maple. Lbs.	Cane. Hhds. (1,000 lbs.)					Molasses. Gallons.	Wax. Lbs.	Honey. Lbs.	
	25	26	27	28	29	30	31	32	33	34	35	36	37	38	39	40	41	42	43	44	45	46	47	48	49	50	51	52	
1				400	20	40			200															300			150	1400	
2				20		20			100																				303
3																											20	600	
4																											20	45	
5				100					100			4															80	305	
6									50			1															50	310	
7																											450	650	
8			15	150					100			2																1680	
9																													
10																													
11																													
12																													
13																													
14																													
15																													
16																													
17																													
18																													
19																													
20																													
21																													
22																													
23																													
24																													
25																													
26																													
27																													
28																													
29																													
30																													
31																													
32																													
33																													
34																													
35																													
36																													
37																													
38																													
39																													
40																													
			15	670	20	660			550			4												300		750	5295		

* This will include only such cheese as is made upon the farm. Milk sent to cheese factories will be regarded as milk sold off the farm.

State of Missouri, enumerated by me on the 18th day of August, 1870.

B. M. Beal, Ass't Marshal.

YEAR ENDING JUNE 1, 1870.

Cotton. (430 lbs.)	Wool. Lbs.	Peas and Beans. Bush.	POTATOES.		Orchard products. Dolls.	Wine. Gallons.	Produce of Market Gardens. Dolls.	DAIRY PRODUCTS.			SEED.			SUGAR.			BEEES.		Forest products. Dolls.	Value of Home Manufactures. Dolls.	Value of animals slaughtered or sold for slaughter. Dolls.	TOTAL VALUE. Dolls.					
			Irish. Bush.	Sweet. Bush.				Butter. Lbs.	Cheese.* Lbs.	Milk sold. Gallons.	Hay. Tons.	Clover. Bush.	Grass. Bush.	Hops. Lbs.	Hemp. Tons.	Flax. Lbs.	Flax-seed. Bush.	Silk cocoons. Lbs.					Maple. Lbs.	Cane. Hhds. (1,000 lbs.)	Molasses. Gallons.	Wax. Lbs.	Honey. Lbs.
25	26	27	28	29	30	31	32	33	34	35	36	37	38	39	40	41	42	43	44	45	46	47	48	49	50	51	52
			20				20	100																			360
																											600
																											50
																											180
																											160
	600		40	10	25			200			10		10									25			2200	6000	
	100		400					200			7															500	2260
	400		200		30			200			8	10										100		200		2212	
	25		40					150														30		12	350	860	
	15		20					100																		150	1486
																											360
	20		50					100			5											12			150	1080	
		4	200					300																		175	468
			40					100																		100	146
	86		20					100			3															260	820
								300																		80	420
								75																		130	580
			50					30			2															240	780
			25		25			100			3															165	1220
	40		50		75			200			4															160	1368
			10					50																		50	1130
																										60	245
																											85
			100					100														20			60	625	
	60		100					150														25		30	80	1080	
	30							100																40	150	880	
			10					200																		800	2143
	150		100					500			3														125	240	1240
			100					200																		40	1485
			20																								25
			10																								23
	20							250			12													20	1000	2284	
			100																							360	2596
	60							50			1											19		20	120	943	
	15		10					100			2													10	50	445	
	50		50					100																		65	625
	40		50					100			15															120	1615
	40		40					200																	40	320	446
								100			2															50	920
																											300

* This will include only such cheese as is made upon the farm. Milk sent to cheese factories will be regarded as milk sold off the farm.

97461 1755 110 155 1425 77 10 10 159 125 497 8225 39419 40749

State of Missouri, enumerated by me on the 22^d day of August, 1870.

B M Deatch, Ass't Marshal.

YEAR ENDING JUNE 1, 1870.

Cotton.	Wool.	Peas and Beans.	POTATOES.		Orchard products.	Wine.	Produce of Market Gardens.	DAIRY PRODUCTS.			SEED.			Hops.	Hemp.	Flax.	Flax-seed.	Silk cocoons.	SUGAR.		Molasses.	BEES.		Forest products.	Value of Home Manufactures.	Value of animals slaughtered or sold for slaughter.	TOTAL VALUE.					
			Irish.	Sweet.				Butter.	Cheese.*	Milk sold.	Hay.	Clover.	Grass.						Maple.	Cane.		Wax.	Honey.					Dolls.	Dolls.			
Bales (450 lbs.)	Lbs.	Bush.	Bush.	Bush.	Dolls.	Gallons.	Dolls.	Lbs.	Lbs.	Gallons.	Tons.	Bush.	Bush.	Lbs.	Tons.	Lbs.	Bush.	Lbs.	Lbs.	Hbds. (1,000 lbs.)	Gallons.	Lbs.	Lbs.	Dolls.	Dolls.	Dolls.	Dolls.					
25	26	27	28	29	30	31	32	33	34	35	36	37	38	39	40	41	42	43	44	45	46	47	48	49	50	51	52					
			10					50																		50	180					
																												300				
			75								15																	185				
								100			3															120	173					
																												50				
																												50				
			800																							80	280					
			150					150																		120	728					
			50					10													85					80	252					
			10																								20	63				
			20					50																			50	503				
			10					50														32				100	335					
			40																									275				
			20					50																			40	185				
			30					50																			65	445				
			80					200																			35	280				
								200			1																75	423				
																												350				
			20					200																				480				
																						17				25	120					
			15					200																		80	333					
			50			75		150			6											40				115	563					
			20					50														20				60	280					
						10		25																		30	253					
								150																			50	130				
			25					30																			65	225				
			100					150																			90	300				
			25																								165	380				
	50		50					250																				855				
	400		700		50			300																	35	200	1570					
								200																			40	180				
																											30	80				
	70		30		25			250			12														25	250	1506					
																												310				
			50		20			20			5																30	380				
			50					200			6																150	1180				
			100					100														30				40	425					
			20																								25	340				
			100					150			10											25		60		375	920					
			20																									265				
520								335			58																	250	60	60	265	15301

* This will include only such cheese as is made upon the farm. Milk sent to cheese factories will be regarded as milk sold off the farm.

State of Missouri, enumerated by me on the 16th day of August, 1870.
B M Veatch, Ass't Marshal.

YEAR ENDING JUNE 1, 1870.

	Cotton. Bales (450 lbs.)	Wool. Lbs.	Peas and Beans. Bush.	POTATOES.		Orchard products. Dolls.	Wine. Gallons.	Produce of Market Gardens. Dolls.	DAIRY PRODUCTS.			SEED.			Hops. Lbs.	Hemp. Tons.	Flax. Lbs.	Flax seed. Bush.	Silk cocoons. Lbs.	SUGAR.		BEES.		Forest products. Dolls.	Value of Home Manufactures. Dolls.	Value of animals slaughtered or sold for slaughter. Dolls.	TOTAL VALUE. Dolls.	
				Irish. Bush.	Sweet. Bush.				Butter. Lbs.	Cheese* Lbs.	Milk sold. Gallons.	Hay. Tons.	Clover. Bush.	Grass. Bush.						Maple. Lbs.	Cane. Hhds. (1,000 lbs.)	Molasses. Gallons.	Wax. Lbs.					Honey. Lbs.
	25	26	27	28	29	30	31	32	33	34	35	36	37	38	39	40	41	42	43	44	45	46	47	48	49	50	51	52
1		60		25					100			6															150	6571
2		175				40			130			3															300	879
3		10		15					200			2										20					40	448
4				100					75			5																585
5		60			15				130			6										50					75	232
6									50																			40
7																						20					30	190
8																											60	160
9		45							200			15															120	693
10				20					400																			265
11									50																			60
12				25																								174
13																												200
14				50					100																			178
15									50																			40
16				10					150																		35	198
17																												45
18																												13
19																												20
20		100		25					100													50					500	1164
21																											35	214
22									100																			80
23		50																										70
24									150																			505
25				15					180													35					80	572
26									300																			185
27																											80	140
28		40							100			4										22		75	16	100	1276	
29				15					50																			519
30									50													5					50	152
31		14							200													8				25	85	655
32		60		15					150			5														80	150	340
33		15		6					150			1														25	80	420
34		150		40					300			15										35				125	100	1852
35		30		40					100													40					50	852
36		10		15					100													40				10	125	803
37		40		20					100			1																204
38									100																75		50	233
39									100			2															35	115
40		20				40			50			1															75	224

* This will include only such cheese as is made upon the farm. Milk sent to cheese factories will be regarded as milk sold off the farm.

879 496 15 80 3675 166 150 281 2405 15648

SCHEDULE 3.—Productions of Agriculture in Wayland Township, in the County of Chariton, in the Post Office: Keytesville Missouri



1	ACRES OF LAND.			PRESENT CASH VALUE.		Total amount of wages paid during the year including value of board.	LIVE STOCK, JUNE 1, 1870.								PRODUCE DURING THE YEAR.								
	Improved.	UNIMPROVED.		Of farm.	Of farming implements and machinery.		Horses.	Mules and Asses.	Milk Cows.	Working Oxen.	Other Cattle.	Sheep.	Swine.	Value of all live stock.	WHEAT.		Rye.	Indian Corn.	Oats.	Barley.	Buckwheat.	Rice.	Tobacco.
		No.	Wood-land.												Other unimproved.	Dolls.							
2	3	4	5	6	7	8	9	10	11	12	13	14	15	16	17	18	19	20	21	22	23	24	
1	Rice Alfred	85	20	130	5000	100		4		3	13	20	2	800			700						75
2	Parks George W	40		40	1200	250		1	2	1	1	6	15	400			200						
3	Agel Andrew	80	20		1500	145	30	6	1	5	15	5	10	800	50		500	200					
4	Sutton Anton	60			1200	300		4	1	2			20	700	100		1600	500	120				
5	Coleman John P	45	20		750	100	30	2		3	5	8	25	500			150	150					
6	Wright Samuel A	60	20		1200	25		3		2	7	20	20	500			450	55					
7	Compton William	10			200	20				1	2	5	10	100			100	25					
8	Johnson Baxter A	20	20		500	100		3		2	2	10	20	300		15	150	50				2000	
9	Burge Thomas	4	36		400			2		2			12	275			150	70					
10	Geckriden Emily	10	30		600	50		1		1				75		28	125						
11	Boothwell John A	80	80		2000	50		5		1	2	25	15	400		75	375	180				1200	
12	Dameron John A	40	40		2000	180		3		2	3		20	500	30	30	12	400	150			2000	
13	Wasson Golden D	35	45		200	200				2	1		1	15	320		30	750	100				
14																							
15																							
16																							
17																							
18																							
19																							
20																							
21																							
22																							
23																							
24																							
25																							
26																							
27																							
28																							
29																							
30																							
31																							
32																							
33																							
34																							
35																							
36																							
37																							
38																							
39																							
40																							
		569	331	170	16750	1470	60	34	6	26	56	99	184	5670	180	178	12	5650	1480	120		213	5275

State of Missouri, enumerated by me on the 17th day of August, 1870.
B M Veatch, Ass't Marshal.

YEAR ENDING JUNE 1, 1870.																									TOTAL VALUE.				
Cotton. Bales (50 lbs.)	Wool. Lbs.	Peas and Beans. Bush.	POTATOES.		Orchard products. Dolls.	Wine. Gallons.	Produce of Market Gardens. Dolls.	DAIRY PRODUCTS.			Hay. Tons.	SEED.			Flax. Lbs.	Flax seed. Bush.	Silk cocoons. Lbs.	SUGAR.			BEES.		Forest products. Dolls.	Value of Home Manufactures. Dolls.	Value of animals slaughtered or sold for slaughter. Dolls.	Estimated value of all farm produc- tion, including bet- terments and addi- tions to stock. Dolls.			
			Irish. Bush.	Sweet. Bush.				Butter. Lbs.	Cheese.* Lbs.	Milk sold. Gallons.		Clover. Bush.	Grass. Bush.	Hops. Lbs.				Hemp. Tons.	Maple. Lbs.	Cane. Hhds. (1,000 lbs.)	Molasses. Gallons.	Wax. Lbs.					Honey. Lbs.		
25	26	27	28	29	30	31	32	33	34	35	36	37	38	39	40	41	42	43	44	45	46	47	48	49	50	51	52		
1	50		40					200			4														40	200	750	1	
2	15							50																	30	100	251	2	
3	150		40					250			4												100			75	635	3	
4			50					200																		80	1348	4	
5	10		30					150			3															300	524	5	
6	50		25					200																		125	463	6	
7	15																											66	7
8	30		10					150																	40	50	414	8	
9								100																		100	233	9	
10			10					100																		75	209	10	
11	50										2														40	15	100	568	11
12	20							150			4															30	150	700	12
13	26		30					100			4															200	725	13	
14																													14
15																													15
16																													16
17																													17
18																													18
19																													19
20																													20
21																													21
22																													22
23																													23
24																													24
25																													25
26																													26
27																													27
28																													28
29																													29
30																													30
31																													31
32																													32
33																													33
34																													34
35																													35
36																													36
37																													37
38																													38
39																													39
40																													40

416 235 1650 21 554 220 125 1555 6886

* This will include only such cheese as is made upon the farm. Milk sent to cheese factories will be regarded as milk sold off the farm.



SCHEDULE 3.—Productions of Agriculture in Township 53, Range 19, in the County of Chariton, in the Post Office: Brunswick

Name of Agent, Owner, or Manager.	ACRES OF LAND.			PRESENT CASH VALUE.		Total amount of wages paid to hired hands, including value of board.	LIVE STOCK, JUNE 1, 1870.								PRODUCE DURING THE YEAR.								
	Improved.	UNIMPROVED.		Of farm.	Of farming implements and machinery.		Horses.	Mules and Asses.	Milk Cows.	Working Oxen.	Other Cattle.	Sheep.	Swine.	Value of all live stock.	WHEAT.		Rye.	Indian Corn.	Oats.	Barley.	Buckwheat.	Rice.	Tobacco.
		Wood-land.	Other unimproved.												Of farm.	Of farming implements and machinery.							
	No.	No.	No.	Dolls.	Dolls.		Dolls.	No.	No.	No.	No.	No.	No.	Dolls.	Bush.	Bush.	Bush.	Bush.	Bush.	Bush.	Bush.	Lbs.	Lbs.
1 Kriate Frederick	40			1200	200		2	2	1		18	573		700		500							
2 Duckworth Henry	110	140	170	9000	300	450	10	3	7	10	8	40	1127	1200		1500	100					6000	
3 Dorcy John	70	80	160	7000	350	150	13	2	4	5		25	1505	1000		650	50	100					
4 Purvis John	70			2000	25	150	4		3			20	310			650	50	100					
5 Voshell Garrett	60			2400	100		4		1			6	300	45		200	100					2500	
6 Gordon Philip S.	80			2400	250	30	5	1	1	1		21	735	33		500						2700	
7 Minor Henry	20			600	20		2		2	1		16	240	90		30	40					1400	
8 Dunaway William	55			2200	50		5		3	3		30	415	80		750							
9 Jacobs Christian	14			560	110	75	2		2	2		24	260			50						2600	
10 Trent Henry	40			1200	100		3		2	1		15	400			500						3500	
11 Grotjon Henry	100	100		4000	400	500	4	4	7	14		35	1060	600		1000	100					2000	
12 Grotjon Charles	60	40		3000	200	150	4		2	4		25	600	300		750						1000	
13 Saker John	32	40	15	2600	50	25	1	2	4	1		12	400	50		625	45					3000	
14 Slepton Garrett	60	40		3000	150	300	5	1	2	2	14	15	500	642		500	75					5500	
15 DeJarnett Frank.	30			900	100		4		2				340	125		750						4000	
16 Laird Polk	30			900	40		2	2	2			9	450	60		835	.60					5600	
17 Gibbs Andrew	60			1800	100		4		3	2			270			250							
18 Harper Daniel	24			720			2		1			10	250			305						2500	
19 Harper Richard	80			2400	150	300	8		3	2	1	35	1110	245		750						5500	
20 Harper Reuben	30			900	100		3		5	2	5	20	575	100		500						4030	
21 Hansen Uller	10			300	50		1		1	6			150	100		125							
22 Clarkson John	30			400	50		1	1	1	1			130	25		375							
23 Harper & Bros.	200	150		5000	150	300	4	5	5	12	19	30	1200	300		250	150					5000	
24 Daltow William	230			6900	20		9		4	8	125	15	800	300		1000	100					4000	
25 Clarkson Thomas	30			900	100		3		2				370			750						1800	
26 Agew Zealand	30			900	100		2	2				10	250	50		250						1500	
27 Ewing John W.	75			2250	25		1	2	1			5	200	150		500						4000	
28 Ewing Henry	45			1350	40			2					200	150		500						2500	
29 Buddenburg Caroline	50	40	110	6000	200	80	5		6	2	1	19	580	275		750						8000	
30 Galleland Robert	150			6000	100	50	3		1	1			330	350		2000						700	
31 Mattman Philip	50			1500	100		5		3	1		8	660	200		700						400	
32 Mattman Johnson	50			1500			1		1			3	170	140		500						400	
33 Saker Charles	150			5000	500	250	12	3	19	25	65	20	2300	900		2000						10000	
34 Price Edwin	130			5000	500		6	10	3	1		19	1700	700		2500						14000	
35 Hatcher Thomas	40			1200	100	75	3	3				9	312	350		1900	50						
36 Stroud & Sheppard	160			4800	1000	300	4	2	3			90	15	835	1500		1000	150					
37 Winkler Henry	25			750	20	12	1						100			200						4500	
38 Hollowell Horatio	45			1440	40	100	1	2	1			20	370	260		400							
39																							
40																							
	2568	630	458	99970	5830	3297	149	47	109	6	103	321	545	22107	11020		31865	1070	200			112630	

State of Michigan, enumerated by me on the 15th 16th & 17th day of June, 1870.
George Kewichley, Ass't Marshal.

YEAR ENDING JUNE 1, 1870.																									TOTAL VALUE.						
Cotton.	Wool.	Peas and Beans.	POTATOES.		Orchard products.	Wine.	Produce of Market Gardens.	DAIRY PRODUCTS.			SEED.			Hemp.	Flax.	Flax seed.	Silk coccons.	SUGAR.		Molasses.	BEES.		Forest products.	Value of Home Manufactures.	Value of animals slaughtered or sold for slaughter.	Estimated value of all farm production, including net-terms, and additions to stock.					
			Irish.	Sweet.				Butter.	Cheese.*	Milk sold.	Hay.	Clover.	Grass.					Hops.	Maple.		Cane.	Wax.					Honey.	Dolls.	Dolls.	Dolls.	
Bales (50 lbs.)	Lbs.	Bush.	Bush.	Bush.	Dolls.	Gallons.	Dolls.	Lbs.	Lbs.	Gallons.	Tons.	Bush.	Bush.	Lbs.	Tons.	Lbs.	Bush.	Lbs.	Hhds. (1,000 lbs.)	Gallons.	Lbs.	Lbs.	Dolls.	Dolls.	Dolls.	Dolls.					
25	26	27	28	29	30	31	32	33	34	35	36	37	38	39	40	41	42	43	44	45	46	47	48	49	50	51	52				
			30					75																		50	300				
			50					50																			75	400			
			60					100																			80	700			
			100					75																			170	900			
			20					50																			75	600			
			50					80																			100	600			
			200		75			110			8	2															118	3000			
	80		25					150			2																360	1350			
			50					90			4																40	600			
			30					75			3																75	300			
			30					150			15																600	6000			
			50					115																			70	680			
	28		30					50			3																150	1000			
			15					135																			84	750			
																										100	500		15		
																												200		16	
			30					195																			115	1200		17	
			70					75																			50	300		18	
	40		20					80																			40	300		19	
	45		45		200			100																			160	1000		20	
			50		100			100																			194	600		21	
			30					75			3																150	600		22	
	30		40					150																			140	580		23	
	100		25		40			100			20																255	1000		24	
								80																			25	400		25	
			20		200			150			1	3														50	2000		26		
																											45	300		27	
			10																								50	500		28	
																											60	500		29	
	49		20	15	800			125																			168	1900		30	
			10																								50	300		31	
			20																								50	200		32	
																												350		33	
																												750		34	
	80		10		250			175			14																290	2000		35	
																												300		36	
	30				20			150																		500	142	1000		37	
																												110	300		38
								100																				90	500		39
																															40
482			1140	15	1735			2930			73	5														50	2500		4338	30.135.	

* This will include only such cheese as is made upon the farm. Milk sent to cheese factories will be regarded as milk sold off the farm.

SCHEDULE 3.—Productions of Agriculture in Township 54 Range 20, in the County of Chanton, in the

Post Office: Brunswick

Name of Agent, Owner, or Manager.	ACRES OF LAND.			PRESENT CASH VALUE.		Total amount of wages paid during the year, including value of board.	LIVE STOCK, JUNE 1, 1870.								PRODUCE DURING THE									
	Improved.	UNIMPROVED.		Of farm.	Of farming implements and machinery.		Horses.	Mules and Asses.	Milk Cows.	Working Oxen.	Other Cattle.	Sheep.	Swine.	Value of All Live Stock.	WHEAT.		Eye.	Indian Corn.	Oats.	Barley.	Buckwheat.	Rice.	Tobacco.	
		No.	Wood-land.												Other unimproved.	Dolls.								Dolls.
1	2	3	4	5	6	7	8	9	10	11	12	13	14	15	16	17	18	19	20	21	22	23	24	
Kennedy & Bro	60			2400	250		4	2	7	5	1	650		150										
Davis Henry	170	150		7000	500	700	3	4	8		12	25	1425		700		1500	100					10000	
Smith Isaac	25			1000			2	3	4		17	315		80		300							2000	
Magruder Wm. G.	40	70		3500	150		3	2	5		6	9	34	860		100	500	500					1900	
Smith Henry	50			1500					2		3	25	200		60	250	75						2600	
Baker William, P.	25			1200	75		4	1	3		4	14	735	30	60	50	100						1100	
Cabell Charles E.	120	100	260	15000	150	150	2	2	4		3	8	40	1000		350	500	200						
Griffin & Bro	60		100	4000	420		3	2	2	2	1			685		102	200	298						
Mosely Paul	30			900			3	2	3		1		30	700		25	350	150					1000	
Nordrick & Cook	260	140		10000	450	800	9	2	4		30	30	1650		500	2500	1000							
Cowhale & Stuart	280	90	190	16000	530	900	2	4	8		15	15	1230		1100	150	2500	600						
Newcomer Henry	240	40		8000	480	300	1	4	2		4	27	923		900	1000	1100							
Clements Richard H.	160	65		7000	450		7	1	6		4	40	16	850		175	1500	400						
Metcalf John	60	20		2000	240	245	2	4			6	5	500		280	1000								
Sanders & Bro	130			4000	200	50	4	2	4		2	10	800		300	300	275							
Walker Joseph	100	40	60	5000	150	25	2	2	2		30	10	480		100	350	175						1200	
Riddell William	190	40	50	8000	300		3	2	7		6	50	1170		200	1200	300							
Bowman William, J.	230			9000	600	700	12	15	12		19	30	30	4000		700	2000	900						
Jeffries Charles	60			1800	300		1	4	2		2	14	650		500	700							3000	
Kennickell John, W.	40			1200	150		4	1	3		2	16	20	700		100	400	140					500	
Bowman Benjamin	60			1800	100		4	1					400		500	700	200							
Haynes James	30			900	80	30	3	1	1		1	4	300		100	300							1400	
Drumler David	50			1500	80		13	2			3	1	770			250	300							
Crockett Andrew, J.	300			9000	600	500	1	17	8	2	60	5	30	3600		300	100	5000	100					
Esart Frank	70			600	50			2	2				250			100	60						2400	
Daniels John, S.	15			450				2	2				15	360			150						400	
Baker William	30			600												100	200							
Kockler Jacob	60	60	30	2600	150	75	2	4	6		6	6	7	800		150	30	250	150				2500	
Stricker Ferdinand	40			1200			2		2				9	250		50	100	400						
Heisel Jacob, J.	120	60		4000	375		5	4	6		2	16	12	1175		115	500	100					6000	
Phill Edward, C.	140			4200	250	150	3	3	20		16	175	9	1650		160	86	1750	337					
Bruce William, B.	175			5250	500	600	20	4	3	4	6	7	20	2500	20	300	1250	200					5000	
Crain Cyrus	60	80		3500	25		3	1	3			10	10	570		100	250	100					2000	
Crain John, S.	60	200	80	9000	200	150	5		4		3	8	13	725		150	300	150						
Bonds William	40	140		6000	30		5	2	4	2	3	8	25	975	21	65	750						5000	
Thacker John, H.	15	5		600	85	25	3		2		1		11	415		22	300						1400	
Harper George	80	40		4000	200	150	5	2	5		5	8	30	1025	40	200	750	200					5000	
Hampton David	100			3500	500	100	8	6	4	2	10		50	2000		400	1500	400						
Burris John	100	160	230	11000	300	400	1	10	3		12	10	15	1350	75	335	350	200						
Sand John	100	120		5500	100	100	4		5		25	6	30	1000	25	225	50	750	60					
	3915	1600	1000	169300	8970	6850	156	110	169	12	284	397	694	39408	211	9780	386	43300	9050					54200

State of Missouri, enumerated by me on the 25th 27th 28th day of June, 1870.

George Kouchley, Ass't Marshal.

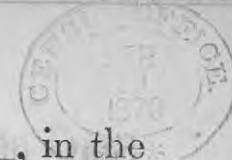
YEAR ENDING JUNE 1, 1870.

Cotton.	Wool.	Peas and Beans.	POTATOES.		Orchard products.	Wine.	Produce of Market Gardens.	DAIRY PRODUCTS.			SEED.			SUGAR.			BEES.		Forest products.	Value of Home Manufactures.	Value of animals slaughtered for slaughter.	TOTAL VALUE.											
			Irish.	Swet.				Butter.	Cheese.*	Milk sold.	Hay.	Clover.	Grass.	Hops.	Hemp.	Flax.	Flaxseed.	Silk cocoons.					Maple.	Cane.	Molasses.	Wax.	Honey.						
Bales (49 lbs.)	Lbs.	Bush.	Bush.	Bush.	Dolls.	Gallons.	Dolls.	Lbs.	Lbs.	Gallons.	Tons.	Bush.	Bush.	Lbs.	Tons.	Lbs.	Bush.	Lbs.	Lbs.	Hds. (1,000 lbs.)	Gallons.	Lbs.	Lbs.	Dolls.	Dolls.	Dolls.	Dolls.						
25	26	27	28	29	30	31	32	33	34	35	36	37	38	39	40	41	42	43	44	45	46	47	48	49	50	51	52						
																											350						
			60	15	50			200			10																570	3000					
			20					50																				120	400				
	32										6																	350	1285				
																													150	510			
			35	5				125			4																	120	500				
			50		75			300			12																	247	1124				
															2100															900			
			25																										35	500			
			50		100			200			18																	2584	5200				
			30	15	100			600			20													10				450	3600				
			200	4				200																					338	2100			
	100		40					250			20																		230	1700			
			30					450																					60	1000			
					200			100			10																		150	1052			
	50		40		40			150			6																		220	530			
			40					250			10																		220	2000			
	400		100		100			1000			25														200				1025	4100			
			50		100			150			32																		150	1500			
			25					150																						170	600		
			20																												500		
			25																												15	400	
					50																									35	300		
			600					450			11																			2850	4100		
			30					100																						50	500		
								200																							25	400	
																															200		
	10		30					150			3																			210	800		
			15								12																			15	350		
	50		100					100			2																			265	1200		
	80		20		20			300			10																			335	1695		
	20		15	10	25			150			18																			250	2000		
	25		10					100																						100	550		
	25		50		25			150			4																			170	600		
	15			15				150																							130	1000	
			15	10				100																							110	700	
			10		100			200			7																				870	2000	
			50		50			200			15																				1350	2800	
	40		20	10	40			200																							540	1790	
			30		20			100			10		6																		225	1000	
			1905																														
	847		1705	84	1095			7225			27		6		2100															20	810	14504	53194

* This will include only such cheese as is made upon the farm. Milk sent to cheese factories will be regarded as milk sold off the farm.

SCHEDULE 3.—Productions of Agriculture in Township 54, Range 20, in the County of Chautauq, in the

Post Office: Drummett



Name of Agent, Owner, or Manager.	ACRES OF LAND.			PRESENT CASH VALUE.			LIVE STOCK, JUNE 1, 1870.								PRODUCE DURING THE YEAR.										
	Improved.	UNIMPROVED.		Of farm.	Of farming implements and machinery.	Total amount of wages paid during the year, including value of board.	Horses.	Mules and Asses.	Milch Cows.	Working Oxen.	Other Cattle.	Sheep.	Swine.	Value of All live stock.	WHEAT.		Rye.	Indian Corn.	Oats.	Barley.	Buckwheat.	Rice.	Tobacco.		
		No.	Wood-land.												Other unimproved.	Dolls.								Dolls.	Dolls.
1	2	3	4	5	6	7	8	9	10	11	12	13	14	15	16	17	18	19	20	21	22	23	24		
Gaines Sarah	80	160		5700	75	500	3	4	6		3	60	25	850		1000		375							
Bowen Smith Samuel	95	10		1800	900				1				30	425	60	100		500	100						
Borum Jesus R.	120	100		6500	80	200	5	1	1	2	5	20	16	650		1000		375							
Switzer John J.	110	77		5600	475	225	5		2		6	15	25	475		350		200	500						
Knight Joseph	15			450														150					900		
Naught James S.	100	42		1200	250			4	6			28	20	675	70	500		400	300				2000		
Whittaker William J.	6	34		1200			2		1					7	325								1500		
Richards Michael	77			2210			2		5		6		4	100		50		100	100	25	20				
Elliott Robert	50	165		6600	100		5		5		1	12	550		100		150	25					3000		
Tillotson & Bro	50			1500	150	30	5		4		1	12	550		450		375	200	125				600		
Jones Thomas	30			900	100	25	2		1				25	300		125		250	100				6500		
Rankin Samuel	65	35		4000	100		1	2	2		1		12	640		375	35	100	200				3000		
Perick & Sons	60			1800	70		2	3	3				30	715		186		250	90				6000		
Brent Henry	90			2700	150	200	5	11	3		5		10	900		400		150	60				2000		
Bruner Richard	25			750	50		2		1		1		7	300		100		100					1500		
Hoffman & Son	18	73		3500	100		2		2		1			300				300							
Taylor William	45	35		3000	100	100	4		3	2	2		16	500		147		300	200						
Alliga James R.	150	90		8000	300	600	7	3	5		5	30	25	925		450		1000	100						
Garvin Joseph	20			600	50		1	2	1			2	3	325		50		200							
Turner Asa	75	55		4000	50	100	5	2	6		7	20	30	900		200		500	160				900		
Turner William	60	70		4000	125		2	2	7		15		30	700		100		1000	200						
Seepers Samuel	21			630	63		1		1				1	100		80		150	30				4000		
Watkins Boyde	75			750	50		2		2		2		14	350		50		200	150						
Jeffries James H.	50			1500	100			4	2		2		8	500		200		500	150				1000		
Drummett John	40			1200	25	25	2		1					225	90			400	100						
Alliga William	130	78		6000	150	150	1	5	4	2	2	14	19	720	91	60		500	250				6000		
Hosfer James	65			1950	150	100	2	2	4		1		10	600	40	150		500	50				3000		
Padgett James W.	20	46		1950	100		2		4		1	11	16	500		70		300	25				1000		
Laird David	50	75		3700	150		2	2	5		1		21	625	40			250	150				1500		
Anderson Thomas S.	50			1500	100		2	6	6				20	1600		100		500					1000		
Adams John	40	95		4000	35	200	3	4	2	2	3	20	20	1050				350	100				6000		
Moore Thomas	60	100		6000	200	100	2	1	1			6	18	400	15	350		500	200				6000		
Blutwood Charles	107	100		5000	150	200	2	2	4		8		30	1000				1000	200				7000		
Mahony Napoleon	25	35		1600	100		1	1	2		3		30	300				500	100				4000		
Beatty John J.	20			600	20		4	2	3			3	20	600				100					5000		
Poland Henry C.	73	144		8200	200			4	4		5		15	530		500		1000	200						
Oxley & Son	35	165		6000	100	50	4	2	5		4		20	600		25		500	125				2000		
Lincaght Joseph	40			1200	20		1		2		2		15	260		290		500	550				1250		
Triplett John M.	100	130		8000	100	300	5	11	6	2	8	33	25	1700		250		500	150				7000		
				</																					

State of Michigan, enumerated by me on the 26th 29th & 30th day of June, 1870.
George Knechtel, Ass't Marshal.

YEAR ENDING JUNE 1, 1870.																									TOTAL VALUE.				
Cotton.	Wool.	Pus and Beans.	POTATOES.		Orchard products.	Wine.	Produce of Market Gardens.	DAIRY PRODUCTS.			SEED.			Hops.	Hemp.	Flax.	Flax seed.	Silk cocoons.	SUGAR.		BEES.		Forest products.	Value of Home Manufactures.	Value of animals slaughtered or sold for slaughter.	Estimated value of all farm products on hand at close of year, including additions to stock.			
			Irish.	Sweet.				Butter.	Cheese.	Milk sold.	Hay.	Clover.	Grass.						Maple.	Cane.	Molasses.	Wax.					Honey.	Dolls.	
Bales (150 lbs.)	Lbs.	Bush.	Bush.	Bush.	Dolls.	Gallons.	Dolls.	Lbs.	Lbs.	Gallons.	Tons.	Bush.	Bush.	Lbs.	Tons.	Lbs.	Bush.	Lbs.	Lbs.	Hhds. (1,000 lbs.)	Gallons.	Lbs.	Lbs.	Dolls.	Dolls.	Dolls.	Dolls.		
25	26	27	28	29	30	31	32	33	34	35	36	37	38	39	40	41	42	43	44	45	46	47	48	49	50	51	52		
	200		15		100			200			5												75			150	1550		
			10		50			150																			60	650	
	85		25	20	100			75			6																225	1500	
	30		100		75			75			18																450	1500	
																												200	
	40		40					200																			75	1500	
																											75	900	
			100					300			10													20			50	450	
	34		10		50			100																			50	520	
			20					100			5																50	1000	
																											150	900	
					75			100			5																450	1300	
			15		10			100			3																160	1140	
					50			100			25																150	1400	
			10																								40	300	
			20					100			7																90	300	
			50		20			200			25																190	875	
	150							100																			200	1400	
																												300	
	80		10					150																			150	750	
			85		50			250			1																250	1050	
			100	12				100																				60	500
					25						1																50	300	
			20																									500	
			10					50																			50	650	
	40		10		25			50																			300	1680	
	25		25					200			3																180	900	
	30		20					100																			100	450	
			10		75			150			2																300	300	
			50		100			250			2															200	200	860	
	30		50					200			5																120	1060	
			10		50			50			10																80	1485	
			20	10				200																		200	200	3000	
								50																			100	650	
								100																			100	300	
			15					150																			240	1600	
				8				200																			300	875	
			60					50																			150	1250	
	100		50					175			5																350	2000	
																												690	
	834		890	50	855			4375			138															545	6390	37275	

* This will include only such cheese as is made upon the farm. Milk sent to cheese factories will be regarded as milk sold off the farm.

State of Missouri, enumerated by me on the 1st 5th 6th 7th day of July, 1870.

George Knechtley, Ass't Marshal.

YEAR ENDING JUNE 1, 1870.

Cotton. (Bales 450 lbs.)	Wool. Lbs.	Peas and Beans. Bush.	POTATOES.		Orchard products. Dolls.	Wine. Gallons.	Produce of Market Gardens. Dolls.	DAIRY PRODUCTS.			Hay. Tons.	SEED.		Hops. Lbs.	Hemp. Tons.	Flax. Lbs.	Flax-seed. Bush.	Silk cocoons. Lbs.	SUGAR.			Molasses. Gallons.	BEES.		Forest products. Dolls.	Value of Home Manufactures. Dolls.	Value of animals slaughtered or sold for slaughter. Dolls.	TOTAL VALUE. Dolls.		
			Irish. Bush.	Sweet. Bush.				Butter. Lbs.	Cheese.* Lbs.	Milk sold. Gallons.		Clover. Bush.	Grass. Bush.						Maple. Lbs.	Cane. Hhls. (1,000 lbs.)	Wax. Lbs.		Honey. Lbs.							
25	26	27	28	29	30	31	32	33	34	35	36	37	38	39	40	41	42	43	44	45	46	47	48	49	50	51	52			
			15					200			6																120	1000	1	
								200			10																150	1550	2	
			30					150			2																100	600	3	
			30					25																			30	300	4	
			10					50																			160	580	5	
			15					50																			100	500	6	
			20					50																			170	1000	7	
			8		30			300			3																500	2180	8	
			40					150			4															50	150	1100	9	
			60		200			150			3																1800	3900	10	
								100																			180	1100	11	
					10			100			1																300	1300	12	
					150			300			5																290	1500	13	
																												350		14
			30					100																			150	1100	15	
			10					50																				485		16
		7	40		30			100																				270	1400	17
			10					100																				100	865	18
																												70	300	19
			20		50			150					15															260	1563	20
	100		50		25			200			6																12	200	1035	21
			150					150														850					80	1250	22	
			50					300			10																100	1380	23	
			25					100																			100	1150	24	
			15					50																			600	240	1585	25
	60							150			1															100	80	370	26	
								50			3																60	885	27	
								50																			80	1202	28	
																														29
																														30
																														31
																														32
																														33
																														34
																														35
																														36
																														37
																														38
																														39
																														40
167			628		5			3425			54		15													850	650	112	5840	31390

* This will include only such cheese as is made upon the farm. Milk sent to cheese factories will be regarded as milk sold off the farm.

SCHEDULE 3.—Productions of Agriculture in Township 55 Range 20, in the County of Chariton, in the
 Post Office: Brunswick

Name of Agent, Owner, or Manager.	ACRES OF LAND.			PRESENT CASH VALUE.		Total amount of wages paid for labor including value of board.	LIVE STOCK, JUNE 1, 1870.							PRODUCE DURING THE YEAR.											
	Improved.	UNIMPROVED.		Of farm.	Of farming implements and machinery.		Horses.	Mules and Asses.	Milk Cows.	Working Oxen.	Other Cattle.	Sheep.	Swine.	Value of all live stock.	WHEAT.		Rye.	Indian Corn.	Oats.	Barley.	Buckwheat.	Rice.	Tobacco.		
		No.	Wood-land.												Other unimproved.	Dolls.								Dolls.	No.
1	2	3	4	5	6	7	8	9	10	11	12	13	14	15	16	17	18	19	20	21	22	23	24		
Chapman Thomas	160	20		5000	400	275	7		7		8		37	1450	85			1000	300	200					
Kram William	80	40		3000	350		1		1				3	100		600		500	400						
Enlow Nelson	40	10	40	1800	50				1	2			1	170	48			400	40						
Dyas Charles	43			1000	100	20	2		3				1	300	160			100							
Rader James	15	10	65	2200	100				2	1	1		6	260				200							
Hank Jacob	75	10	90	4000	100		5	1	2		4	30	19	815		50		1000	105						
Shoop David W.	120			3500	150	225	6		2		46		35	1600		350		1500	300						
Potts Riley	37			1000	100		4	2	2		1		5	475				300	150						
Strickler David	60			1500	100	70	3		2		1		33	300		150		500	300						
Blakely John W.	30		20	1250	100		1		4				10	300		150		500	300						
Mayhugh & Bro	50			1250	500	100	2	2	8		10		10	800		50		1000	250						
Mayhugh & Bro's	50			1250	50		3		2		5		15	450				200	100						
Cunningham John	200	280		12000	1500	1500	3	2	6	2	20		40	800		900		200	200						
				</																					

State of Missouri, enumerated by me on the 13th, 14th & 15th day of July, 1870.
George Kouchley, Ass't Marshal.

YEAR ENDING JUNE 1, 1870.

Cotton. (Bales 450 lbs.)	Wool. Lbs.	Peas and Beans. Dush.	POTATOES.		Orchard products. Dolls.	Wine. Gallons.	Produce of Market Gardens. Dolls.	DAIRY PRODUCTS.			SEED.			Hops. Lbs.	Hemp. Tons.	Flax. Lbs.	Flax-seed. Bush.	Silk cocoons. Lbs.	SUGAR.		Molasses. Gallons.	BEES.		Forest products. Dolls.	Value of Home Manufactures. Dolls.	Value of animals sold for slaughter. Dolls.	TOTAL VALUE. Dolls.		
			Irish. Bush.	Sweet. Bush.				Butter. Lbs.	Cheese.* Lbs.	Milk sold. Gallons.	Hay. Tons.	Clover. Bush.	Grass. Bush.						Maple. Lbs.	Cane. Hhds. (1,000 lbs.)		Wax. Lbs.	Honey. Lbs.						
25	26	27	28	29	30	31	32	33	34	35	36	37	38	39	40	41	42	43	44	45	46	47	48	49	50	51	52		
			30					100			15															70	1200	1	
			20					200																				1100	2
			10					100			1																	400	3
			20					50																		75	300	4	
			70																									200	5
			150					300																				700	6
								100			2															2000	3260	7	
								50																				500	8
																					8					125	800	9	
			15					25													29					125	875	10	
			25					100																		100	750	11	
			25					200																		285	455	12	
			200		100			400			30															1600	2465	13	
																													14
																													15
																													16
																													17
																													18
																													19
																													20
																													21
																													22
																													23
																													24
																													25
																													26
																													27
																													28
																													29
																													30
																													31
																													32
																													33
																													34
																													35
																													36
																													37
																													38
																													39
																													40
			565		100			1925			48										8					29	4400	13,005	


* This will include only such cheese as is made upon the farm. Milk sent to cheese factories will be regarded as milk sold off the farm.

SCHEDULE 3.—Productions of Agriculture in Township 54 Range 21, in the County of Chariton, in the Post Office: Summit



Name of Agent, Owner, or Manager.	ACRES OF LAND.			PRESENT CASH VALUE.		Total amount of wages paid during the year, including value of board.	LIVE STOCK, JUNE 1, 1870.								PRODUCE DURING THE YEAR.								
	Improved.	UNIMPROVED.		Of farm.	Of farming implements and machinery.		Horses.	Mules and Asses.	Milch Cows.	Working Oxen.	Other Cattle.	Sheep.	Swine.	Value of all live stock.	WHEAT.		Rye.	Indian Corn.	Oats.	Barley.	Buckwheat.	Rice.	Tobacco.
		No.	Wood-land.												Other unimproved.	Dolls.							
1	2	3	4	5	6	7	8	9	10	11	12	13	14	15	16	17	18	19	20	21	22	23	24
1. <u>Pallou Logan H.</u>	60	103	161	6500	200	150	5	5	7	2	12			1400		300	100	400	50				
2. <u>Johnson John</u>	80	40		3000	100			2	2				6	300		130		100				1000	
3. <u>Plutner Benjamin</u>	120	40		4000	200	150	1	4	4		15		15	900		200		750	200			1000	
4. <u>Zimmerman Joseph A.</u>	100		220	6400	200		5	4	9		20		11	1300		50		750	200			1000	
5. <u>Winters Granville</u>	110			800	50	25	2		3				8	3	270		196		40			1800	
6. <u>Gibbs Robert</u>	25		15	1000	50		2		1					3	250		74		50				
7. <u>Smith Eben B.</u>	70	100	150	6000	50	100	6	2	6		4		6	1020		187		250	100				
8. <u>Wesley Thomas J.</u>	40	40		1600	50		2	2	1		1	5	3	350		60		30	50			3000	
9. <u>Allen George A.</u>	50	10		1200	75		2		3		1		11	350		95		100	75			500	
10. <u>Jennings Type T.</u>	90	50	160	6400	50		2	2	5		10		22	700		200		500	400				
11. <u>Shipp Benjamin</u>	85	200	115	3500	100	70	4	1	1			15	15	375		400		250	100			2500	
12. <u>Senick William A.</u>	50			1250	100		3	2	3		1		15	600		20		250				6000	
13. <u>Jackson Carion</u>	30			750	50		2							200	95			100					
14. <u>Price Benjamin F.</u>	50	80		3200	100		4		3		2		10	400	80			500	200			2500	
15. <u>Worick Frank</u>	80	80	80	2300	100	75	4	2	3		8		15	450	50	155	25	300	60			2000	
16. <u>Stephenson Marcus</u>	60	80	100	3300	50		2	2	2		1		20	560	80			125	40			1300	
17. <u>Stephenson Robert</u>	40			1000			1	1	1				4	250				100				1200	
18.																							
19.																							
20.																							
21.																							
22.																							
23.																							
24.																							
25.																							
26.																							
27.																							
28.																							
29.																							
30.																							
31.																							
32.																							
33.																							
34.																							
35.																							
36.																							
37.																							
38.																							
39.																							
40.																							
Total	1070	823	1000	52200	1525	570	47	29	54	2	75	28	159	9975	303	2067	125	4475	1715				23800

49



SCHEDULE 3.—Productions of Agriculture in Townships 55 & 56, Range 21, in the County of Chariton, in the

Post Office: Sumner

Name of Agent, Owner, or Manager.	ACRES OF LAND.			PRESENT CASH VALUE.		Total amount of wages paid during the year, including value of board.	LIVE STOCK, JUNE 1, 1870.								PRODUCE DURING THE									
	Improved.	UNIMPROVED.		Of farm.	Of farming implements and machinery.		Horses.	Mules and Asses.	Milch Cows.	Working Oxen.	Other Cattle.	Sheep.	Swine.	Value of All live stock.	WHEAT.		Rye.	Indian Corn.	Oats.	Barley.	Buckwheat.	Rice.	Tobacco.	
		No.	Wood-land.												Other unimproved.	Dolls.								Dolls.
1	2	3	4	5	6	7	8	9	10	11	12	13	14	15	16	17	18	19	20	21	22	23	24	
Smider John	50			1200	110	100	2	2	2				4	500	12	617		300	200					
Plumming Fulding	40			1000	100	50	2		2				3	300		321								200
Mannach Andrew	35	15		1000	30		1	2	2				15	400	50	100		150						1500
Smith Peter	250	320	170	10000	350	400	11	6	10	4	18		15	1640	45	600		1000	300					7000
Langly Marion	30			600	100		2		1		1		4	250		300								5000
Dillon Samuel	30			600									8	150	140	45	300	200						
Elliott Samuel	20			500	45		2		2		2	80	9	350		65	20		30					
McSilly Jerry	60	200	220	10000	50		5		3		3	11	5	360	60	21		200	60					
Clark Francis	40			1000	100		3		3			16	11	300		172		150	500					
Puris James	25	15		800	75		4		1		2	25	18	510		40		250	79					
McCormick James	50		120	4000	125			4	7		13		6	600				600	300					
Winpenney Edgar	40			800	50	80		2	1		2		6	350		230		400	97					
Kay Joseph	80		40	2400	150		3		5				2	400		230		400	200					
Stanly Benjamin	40			800			2		1				3	225		100		150	300					
Brocha Eugene M	80	20	160	4500	200		2	3	4		8		7	650		100		500	100					
Jones Moses	11			220				1			3		7	170				100						
Stothard Charles	140	70	420	11900	250	250	6	1	7		7	50	11	690		500	230	300	600					
Sinecatt Philp	30			600			1	3	2					300		60		250	200					
Kilpatrick William	120	80	120	6400	500	200	7		6		9		7	730		480		200	500					
Kilbert Fredrick J	40			800			3		1		2	11	10	810		150		60	100					
Lomax William	40			800			2		1					210		10		350	200					
Webb Isaac	100	50	50	5000	200	100	3		2		16		13	600		180		600	150					
Andrews Lyman	100	20		3000	25	40	2		1		3			200		100		200						
Woods James	30			600			2				1	28		180				200						
Boomer Fredrick	70		100	3400	900	150	3	1	2				13	575		300								
McNamery John	40			800	150		2		2					5	278			100	25					
Smith Murphy	50			1600	25		1	2	2					2	300		300	500	200					
Wheelbarger John	40		40	1600	50		2		2		1	4		275		100		200	100					
Foreman Thomas	90		40	3200	75			2	1			32	1	265				50						
Walker John	125	40		2400	50		4	1	3	2	1		30	730		200	100	500	600					
Wheelbarger Charles	60	110	110	4000	50		2	2	1		1		15	310		100		200	100					
Smith John W	40			1200					1					7	100		160							
Sanders Charles	120			4400	225		2		1		3		25	375		100		600	200					
Stanly Robert C	60	40	60	3000	100		2		2		4	10	10	350		100		600	200					
Bougherty Thomas	50			1600	110		4		3		7	13	19	530		130		300	500					
Porch James	25			500			3		2		1		27	440		110		300	200					
Stanley Jonathan	40		40	1600			3	1	2			12	12	500		100		150	300					
Johnson William	60	110	20	2400	50		2		3		3	50	12	400		29		500	300					
Past & Sons	320	140	320	12000	500	150	3	2	3		2		40	895		900		3000	600					
Jones John	50			1600	125		2		3		5		7	435		260			800					
				2811	1060	2070	11820	4900	1470	100	35	109	6	122	292	389	17155	197	7325	395	13860	8241		15900

State of Missouri, enumerated by me on the 20th & 21st day of July, 1870.

George Korschly, Ass't Marshal.

YEAR ENDING JUNE 1, 1870.																									TOTAL VALUE.					
Cotton. Bales (450 lbs.)	Wool. Lbs.	Peas and Beans. Bush.	POTATOES.		Orchard products. Dolls.	Wine. Gallons.	Produce of Market Gardens. Dolls.	DAIRY PRODUCTS.			Hay. Tons.	SEED.		Hops. Lbs.	Hemp. Tons.	Flax. Lbs.	Flaxseed. Bush.	Silk cocoons. Lbs.	SUGAR.			BEES.		Forest products. Dolls.	Value of Home Manufactures. Dolls.	Value of animals slaughtered or sold for slaughter. Dolls.	Estimated value of all farm production, including borrows, additions and additions to stock. Dolls.			
			Irish. Bush.	Street. Bush.				Butter. Lbs.	Cheese.* Lbs.	Milk sold. Gallons.		Clover. Bush.	Grass. Bush.						Maple. Lbs.	Cane. Hhds. (1,000 lbs.)	Molasses. Gallons.	Wax. Lbs.	Honey. Lbs.							
25	26	27	28	29	30	31	32	33	34	35	36	37	38	39	40	41	42	43	44	45	46	47	48	49	50	51	52			
								50																			840			
			30					75			3																600	1000		
			50					100			1																20	300		
			30					150			10													400			880	2700		
			10					100																			160	850		
			10																								100	400		
			30					100																200			143	350		
																											75	300		
																												400		
			30					200			4																100	800		
			300					100																			250	800		
			30					50														3					8	475		
			20					100														8					11	600		
								100			10																100	634		
			50					100																			200	660		
			75																			3					400	10	325	
	150		25					100			10											8				40	200	2150		
			6					75																			205	500		
			60					150			15																90	900		
			10								1															20	60	345		
			10					50																			30	410		
			125					100			5														160		1050	1750		
			150					100			10															300	100	700		
			100																									150		
								100																				300		
			50					100									50											300		
			150					75																			3.40	45	900	
	190		15					30																				600		
			50					30			10		10														8.50	300	550	
			25																									50	750	
			30																									50	415	
			15																									150	300	
	40		30					100																				75	600	
	30		15					60			15																30	60	700	
			20																									80	790	
			25					50																				60	650	
	100							100			10																	100	634	
																												120	650	
			25					200			20																	200	2000	
			50																									80	700	
	510		1671					2685			124																938	750	5848	29,168
																													19,138	

* This will include only such cheese as is made upon the farm. Milk sent to cheese factories will be regarded as milk sold off the farm.

SCHEDULE 3.—Productions of Agriculture in Township 56 Range 20, in the County of Chautauk, in the Post Office: Brunswick



Name of Agent, Owner, or Manager.	ACRES OF LAND.			PRESENT CASH VALUE.		Total amount of wages paid during the year including value of board.	LIVE STOCK, JUNE 1, 1870.								PRODUCE DURING THE YEAR.									
	Improved.	UNIMPROVED.		Of farm.	Of farming implements and machinery.		Horses.	Mules and Asses.	Milk Cows.	Working Oxen.	Other Cattle.	Sheep.	Swine.	Value of ALL live stock.	WHEAT.		Rye.	Indian Corn.	Oats.	Barley.	Buckwheat.	Rice.	Tobacco.	
		Wood-land.	Other unimproved.												Dolls.	Dolls.								No.
1	2	3	4	5	6	7	8	9	10	11	12	13	14	15	16	17	18	19	20	21	22	23	24	
1	Wiley Isaac	80			1400	100		2	4	4	8	16	1100		150		700	300						
2	Duff William	60	160	420	13200	1100		6	2	7	85	17	110	2300	100	150		1500	575					
3	Taylor William E.	340	160	350	15000	4100	300	7	6	8	90	200	50	2450	650		2500	1800						
4	Slater Albert	11			220			2		2	3	12	2	260		57		50	20					
5	Rhodes Jacob	230		10	4800	350	300	7	2	11	2	79	30	95760	500		2000	1500						
6	Porter James H.	90			1800	100		3		1	1	3	3	320			2000	500						
7	Conger George	13			260	30		3		3	1	20	7	412				300						
8	Lewellen engrave	40			500	50		1	2				8	220		100		250	75					
9	Stinger John	40			500	150		2		4	3		9	360		30		500	60					
10	Abrams Nancy	40			1000				3	2			7	5400		200		200	60					
11	Reed George	40			1000			2		1				220		60		300					1000	
12	Crawford Eli H.	40			1000			4		2	1	5	3	545				1000						
13	Fulbright William	120	20		3500	200	300	1	2	2	25		90	1250		150		2000	700					
14	Empson William	80			2000	100	50	1	2	3	16		23	635		50		600	260					
15	Dobbin Thomas	60	60	50	4200	50	70	1	1	2	1		20	360		75		300	130					
16	Parker Ramsden	100	30	220	8750	100		2	2	6	8		6	650		200		3000						
17	Packer James	125	100		4500	350	45	2		3	3		50	475		300	100	300	200					
18	Ranburn Nathan	300	80	340	17500	500	500	4	2	15	2	60	100	30	2200		500		500	1000				
19	Hawley Elias G.	65		60	2400	90	15	5	2	5	2		7	900		37		300	75					
20	Brunnill Stephen	65		60	2400	150	25	3		1				350		7		100	300					
21	Dodd Charles	55		55	2300	75	50	2		3			2	300				100	150					
22	Peas William W.	80		80	4800	800		3	3	1	8	40	4	540		150		500	700	40				
23	Parker Silas	50		70	2400	30		3		1	3			375										
24	Adams George W.	16			480	35		4		1	1		2	410				100	60					
25	Stutsman John B.	100	20	80	5000	120	20	3		3	2		6	1150		125		100	400					
26	Griffith William H.	50			1250	25		2		1				250		250			150					
27	Stutsman Adam	130	25	90	6200	200		4		2			5	1125		50		200	670		12			
28	Plummer John	40	45	40	3000	110	100	2		5	3		9	400		104		500	300					
29	Kenley Samuel A.	75	15	60	3800	150		4		4	9		7	910				500	350					
30	Gibbs Hiram B.	40		40	2400	100	50	2		1				200		40		100	70					
31	Deroy Hiram	35		45	2400	100		2		2				150				200	119					
32	Hercules William	70			1750	150		1	2	2				375		60		300	60					
33	Song Newton	1100	400		30000	650	1000	6	4	6	35		80	2500		1500	50	1500	1000					
34	Unger John	80			1600	15		2						250		200		360	200	175				
35	Daily Reuben	30			600			2						200		30		15	350	100				
36	Sattidge Henry	40			800	30		4		2	2		2	480		36		50	371					
37	Shafer James	16			320	10		1						100				800						
38	Franklin John	225			4500	200		5	2	2	1		12	725		300	70	600	800					
39																								
40																								
		4171	1115	2100	160330	5940	3025	108	39	118	4	446	442	487	29187	100	6064	235	24860	13253	215	12		1000

State of Missouri, enumerated by me on the 22nd & 23rd day of July, 1870.
George Kouchley, Ass't Marshal.

YEAR ENDING JUNE 1, 1870.

Cotton.	Wool.	Peas and Beans.	POTATOES.		Orchard products.	Wine.	Produce of Market Gardens.	DAIRY PRODUCTS.			SEED.			SUGAR.			BRES.		Forest products.	Value of Home Manufactures.	Value of animals slaughtered or sold for slaughter.	TOTAL VALUE.								
			Irish.	Sweet.				Butter.	Cheese.	Milk sold.	Hay.	Clover.	Grass.	Hops.	Hemp.	Flax.	Flax-seed.	Silk cocoons.					Maple.	Cane.	Molasses.	Wax.	Honey.			
Bales (50 lbs.)	Lbs.	Bush.	Bush.	Bush.	Dolls.	Gallons.	Dolls.	Lbs.	Lbs.	Gallons.	Tons.	Bush.	Bush.	Lbs.	Tons.	Lbs.	Bush.	Lbs.	Hds. (1,000 lbs.)	Gallons.	Lbs.	Lbs.	Dolls.	Dolls.	Dolls.	Dolls.				
25	26	27	28	29	30	31	32	33	34	35	36	37	38	39	40	41	42	43	44	45	46	47	48	49	50	51	52			
	30		50					200																		25	700	1		
	60		50					400			15																2000	35.87	2	
	1300		100					300			100																1790	60.87	3	
			50					50			2																30	600	4	
	150		50					300			40		22														2300	6800	5	
			25																								150	1200	6	
	60		25					100																				120	500	7
			15					125																				100	450	8
																												90	400	9
																												100	450	10
								100																				120	850	11
																													500	12
											20																	400	1900	13
			10					50			2																100	885	14	
																												800	15	
																											300	1800	16	
			20					300																			20	1200	17	
			30					400	300		110									8		110	50			440	3250	18		
																											140	475	19	
			30					300			10																160	700	20	
			10								10																	600	21	
	200		25					250			5						75						50				115	900	22	
																												300	23	
																												40	300	24
			20					150																			25	300	25	
			50					150			20																150	900	26	
			50																								80	600	27	
			100					100																			100	640	28	
			100					200			40																170	950	29	
			210																								82	950	30	
			100					250												8		40				130	500	31		
			100					100			11																60	500	32	
			25					100			30	112											300			2350	5300	33		
								100																			100	900	34	
								100																			90	300	35	
			7																								60	375	36	
								50			25	21															64	650	37	
			20					100			4																300	1450	38	
	46		20					300																			100	550	39	
	33		10																								55	200	40	
1879			1302					4975	300		377		85			75									5	2524	49399			
			1303																							80	310	12524	49399	

* This will include only such cheese as is made upon the farm. Milk sent to cheese factories will be regarded as milk sold off the farm.


State of Missouri, enumerated by me on the 26th 27th & 28th day of July, 1870.
George Kneubly, Ass't Marshal.

YEAR ENDING JUNE 1, 1870.																									TOTAL VALUE.						
Cotton. Bales (50 lbs.)	Wool Lbs.	Peas and Beans Bush.	POTATOES.		Orchard products. Dolls.	Wine. Gallons.	Produce of Market Gardens. Dolls.	DAIRY PRODUCTS.			SEED.			Hops. Lbs.	Hemp. Tons.	Flax. Lbs.	Flax-seed. Bush.	Silk cocoons. Lbs.	SUGAR.		BEES.		Forest products. Dolls.	Value of Home Manufactures. Dolls.	Value of animals slaughtered or sold for slaughter. Dolls.	Estimated value of stock, including improvements and additions to stock. Dolls.					
			Irish. Bush.	Sweet. Bush.				Butter. Lbs.	Cheese.* Lbs.	Milk sold. Gallons.	Hay. Tons.	Clover. Bush.	Grass. Bush.						Maple. Lbs.	Cane. Hhds. (1,000 lbs.)	Molasses. Gallons.	Wax. Lbs.					Honey. Lbs.				
25	26	27	28	29	30	31	32	33	34	35	36	37	38	39	40	41	42	43	44	45	46	47	48	49	50	51	52				
	176		20					300																		100	550	1			
	33		10																								55	200	2		
			50					250																			120	1323	3		
			20																								40	400	4		
								150			3																70	1100	5		
								150			5																60	1000	6		
								150			10																330	2700	7		
			50					100																			150	575	8		
			20					200			20																75	1000	9		
																												500	10		
			25					100			8																50	1585	11		
								100			8																50	1000	12		
	75							500																			100	536	484	1100	13
	30							100													8						80	300	14		
								100			5																		1050	15	
			15					50			5																	40	600	16	
	40		100					150			30						143										840	2500	17		
			20																										600	18	
			50					150			5										8						60	500	19		
			15								4																	35	600	20	
			30					300			2																	20	500	21	
			15					50			2																	50	400	22	
			10																									100	300	23	
																													400	24	
			20					100			6																100	1100	25		
	50		20					60					38														80	500	26		
			10								1																60	300	27		
								200			11																200	500	28		
			10					200			20																8	23	100	1885	29
			25					50			11																	20	500	30	
			25					50			11																	20	500	31	
			14																									75	400	32	
																													500	33	
																													1500	34	
			75					150			8																	158	1250	35	
	100		30					150			12		15															146	800	36	
			100					100			7																8	20	39	934	37
																															38
																															39
																															40
374	374		779					3960			173		53				143									101	150	5	36	3807	31.442.

* This will include only such cheese as is made upon the farm. Milk sent to cheese factories will be regarded as milk sold off the farm.

SCHEDULE 3.—Productions of Agriculture in Township 56 Range 19, in the County of Chariton, in the

Post Office: Brunswick



Name of Agent, Owner, or Manager.	ACRES OF LAND.			PRESENT CASH VALUE.		Total amount of wages paid during the year, including value of board.	LIVE STOCK, JUNE 1, 1870.								PRODUCE DURING THE										
	Improved.	UNIMPROVED.		Of farm.	Of farming implements and machinery.		Horses.	Males and Asses.	Milk Cows.	Working Oxen.	Other Cattle.	Sheep.	Swine.	Value of All Live Stock.	WHEAT.		Rye.	Indian Corn.	Oats.	Barley.	Buckwheat.	Rice.	Tobacco.		
		Wood-land.	Other unimproved.												Dolls.	Dolls.								No.	No.
1	2	3	4	5	6	7	8	9	10	11	12	13	14	15	16	17	18	19	20	21	22	23	24		
Rickle Eli	80			1600	100	30	2	1	2	1		5	300	200	30	12	400	200							
Haroldson Rollins	35			700	20		5	1	1	1	20	18	540				500	100							
Bernard Isaac	105			2100	325	200	5		2	2		20	670		350		1000	300							
Seely William	45			900	170		1		2				2	160		50		250	100						
William John D.	30			600	100		5		2	1	8		6475		50		200								
Scott Grisbu	45	20	70	2800	125		1		1				5150		120		200	100							
Hutchison Thomas	35			700	50		2		2	2			20	380		80		200	125						
Allan Charles E.	100	180	40	4800	150	200	3	2	2	4	12	20	1000	50	175	80	700	300					3600		
Hutchison Cyrus	100			2000	200	500	4	6	6	20	40	40	1500		480		1350	200							
Stanley Estu	100			2000	400		5	2	4	5	30	20	900		250		1350	300							
Dutton Dallas J.	20			400	140		2		1		13	13	250		20			40	18						
Redding Richard	40			800	75		3		3		15	9	400		18		500	40							
Padgett & Bro	20			400	20		2						150				100								
Blakely James A.	50	50	60	3200	30		4		3				400				300	400							
Donoflin Michael	17	33		1000			2		1	3		15	310				500								
Shelby John	30			600			5		3				20	475		40		500							
Adams & Bro	50	60	20	2400	50		2	1	2	2	9	25	40	510		160		200	200						
Kelly John	45	40	40	2500	50	30	6		4	3	12	20	710		150		200	150							
Burns Patrick	16	90		2000			3		2	6		16	475				150								
Brewer Henry	25	25		1000	100		7		3	4	30	2	730		40		400								
Holloway John B.	100	40	20	3200	100	200	4	1	5	5	25	20	700	150	250	60	1000	100							
Bellchambus Frank	20			400	25				2	2			275		80		100	50							
Holloway John A.	20			400	100		4	4	2	1			2	800			45	200	50						
Brewer William	20		80	1500	75		2	2	2			15	6	500			100	150							
Brewer Francis M.	20		20	750					1	2			10	150											
Barbee William T.	40			800	80		6		2				450		100		500	100							
Ganda & Bro	40			800	50		4		4	7			11	500											
Ackers James	40	40	80	3200	100	25	2		4	2	6	21	10	640		40		500	250				2500		
Johnson Adamantine	125	80	875	20,000	800	1300	3	17	7	2	21		50	2415		500		800	400						
Barba Thomas	40			800			3	1	2		2	15	585				300								
Mathews & Bro	100		300	4000			3	1	2				5	425		500		600	400						
Riddell William	150	100	135	11,000	1000	2000	7	10	5	4	45	130	50	3300		200	300	2500	400	100					
Maddox Owen	100	320	110	10,000	75		3	1	1	1	10	30	525		100		500	300							
Wheeler William S.	40	120		3000			4		4	4	10	15	15	1000		150		350					5000		
Grubbs James	140	50	20	4000	120		3	2	5		4	30	15	530	140	175		700	500				11000		
Henderson William	40	110		3000	50		6		2		11	15	21	700		75		450	200						
Wilhoit Moses	140			2800	40	180	5		4		2	25	13	540				750	200						
Haskett Nathan J.	40			800	60				2	2	2		6	200	150	190		300	175						
Shoop William & Son	140	35	100	4100	145		10		4		3	10	12	790	100	250		1000	165						
Deater John	30		50	1600	50		2		1				10	300				300							
				2373	1393	2020	109	53	106	20	211	536	577	23,810	790	4,618	627	19,707	5,845	118				15,100	

State of Missouri, enumerated by me on the 5th 6th 9th 10th day^s of August, 1870.

George H. Knechtler, Ass't Marshal.

YEAR ENDING JUNE 1, 1870.

Cotton. Bales (450 lbs.)	Wood. Lbs.	Peas and Beans. Bush.	POTATOES.		Orchard products. Dolls.	Wine. Gallons.	Produce of Market Gardens. Dolls.	DAIRY PRODUCTS.			Hvy. Tons.	SEED.		Hops. Lbs.	Hemp. Tons.	Flax. Lbs.	Flax seed. Bush.	Silk cocoons. Lbs.	SUGAR.		Molasses. Gallons.	BEES.		Forest products. Dolls.	Value of Home Manufactures. Dolls.	Value of animals slaughtered or sold for slaughter. Dolls.	TOTAL VALUE. Dolls.		
			Irish. Bush.	Sweet. Bush.				Butter. Lbs.	Cheese.* Lbs.	Milk sold. Gallons.		Clover. Bush.	Grass. Bush.						Maple. Lbs.	Cane. Hhds. (1,000 lbs.)		Wax. Lbs.	Honey. Lbs.						
25	26	27	28	29	30	31	32	33	34	35	36	37	38	39	40	41	42	43	44	45	46	47	48	49	50	51	52		
			30					50																		50	675	1	
			30					150																		60	425	2	
	75		50					200			15										\$ 100					380	1200	3	
			10					300			3										\$ 40					140	930	4	
	50							150													\$ 35					120	330	5	
	12		50					50													\$ 50					90	400	6	
			20					100													\$ 10					160	425	7	
	24		25					125													\$ 160					290	1020	8	
	25		40		5			100			3										\$ 75				27	100	504	9	
	15		15					50													\$ 30					180	480	10	
	27							100			8														27	147	610	11	
																												225	12
	60		12																		\$ 27				97	150	515	13	
	50							100																		30	450	14	
																										70	300	15	
			100																							60	500	16	
			20																									400	17
																										60	300	18	
																												500	19
	35		60					200													\$ 100				100	100	1070	20	
			30					150																		600	2600	21	
			30					100																		60	400	22	
			20					100																		260	800	23	
			10					50																		100	900	24	
			15					150																		60	600	25	
			25					100																		143	750	26	
			10		100			400			12										\$ 25			5	120	800	27		
								250			8															170	1250	28	
			100					150			8										\$ 100				130	875	29		
			25					50			3														110	750	30		
			20																						20	400	31		
			20					100																	60	300	32		
			70					70																	30	250	33		
			10					30																	25	250	34		
			50																						50	300	35		
			20					200			5														125	1800	36		
	50		50					150																		150	700	37	
	36		50		40			100																		120	625	38	
	40		25		40			100			4															150	500	39	
	45		20					200			8										\$ 82					120	880	40	
	547										16																		
	547							4075			75										834				156	4810	26,989.		

* This will include only such cheese as is made upon the farm. Milk sent to cheese factories will be regarded as milk sold off the farm.

SCHEDULE 3.—Productions of Agriculture in Township 55 & 52, Range 19, in the County of Chautauk, in the Post Office: Primmwick



Name of Agent, Owner, or Manager.	ACRES OF LAND.			PRESENT CASH VALUE.		Total amount of wages paid to laborers, including value of board.	LIVE STOCK, JUNE 1, 1870.								PRODUCE DURING THE YEAR.									
	Improved.	UNIMPROVED.		Of farm.	Of farming implements and machinery.		Horses.	Mules and Asses.	Milch Cows.	Working Oxen.	Other Cattle.	Sheep.	Swine.	Value of ALL live stock.	WHEAT.		Rye.	Indian Corn.	Oats.	Barley.	Buckwheat.	Rice.	Tobacco.	
		No.	Woodland.												Other unimproved.	Dolls.								Dolls.
1	2	3	4	5	6	7	8	9	10	11	12	13	14	15	16	17	18	19	20	21	22	23	24	
West John W.	70	12	40	2400	50	250	4	4	2	4	13	6	670		120		800						2500	
Kendall Vachel	40			500	100		2	1					200	14	41		500	160						
Perdue James B.	45			500			2	1					200		106		160	60						
Kendall William T. Son	175			6500	1100	300	11	8		2	10	9	1110	200	90		1200	960						
Duck David W.	110	5	50	2000			3	2				2	350		150		15	280						
McCampbell Robert	145			2900	500	255	6	5		3	15	60	945		640	124	1600	800						
Huss Richard	70		90	3200	200	200	5	1				3	400		200		1000	900						
Mowers Daniel B.	20		20	800	150		6	3		1		10	500				800							
Dempsey Richard	100	40	140	6000	200	300	3	3	4		10	9	20	1000		150	50	1000	300					
Forsyth Daniel W.	100	80	100	5600	250		2	2	5		1		27	700		220	40	1000	200					
Heinch Henry	80	10		1800	50		3	2	6		4		15	750		30		1000				1800		
Blakely Henry	32		45	1600	100		3	2		1			12	400		19		500	600				3000	
Pinnell John H.	25			500	75		2	2	2	1			26	640				400	100					
Rickman Janus	95	5		3700	25		4	3		2	20	5	500		74	56	600	380						
Nelson John W.	40		120	2000	80		6	2					10	500	30		180	140						
Ward Thomas J.	170	40	20	5500	200		4	2		3		7	400	76	98		400	200						
Kuthridge & Bro's	100			2500	150		4	2	3	4	28	4	62	1500				1000	100					
Kelly Columbus	60			1800	100		2	2				5	250	150	50		300	65						
Webster & Bro.	60			1800	100		1					6	150	112	50		500	50						
Caps Amos W.	20			500					2				100				300							
Hibler Washington	80			2400	40	50	4		3		6	20	11	600	40	140		500	200					
Hobbs George W.	40			800					5		3	40	7	325	13	43		130	100					
Jackson Mollie	90	45	15	4800	135	370	3	2	2				400	68			100	100				3000		
Williamson Hyatt H.	100			3000	125	200	2		4	2	3		14	500		75		500	300				4000	
Williamson Augustus	100			3000	200	275	3		2		5		14	500		75		500	300				4000	
Ringer Reuben P.	60		100	4000	175		6		6	2	4	11	5	911		100		560	80					
Owens Thomas J. & Son	300	50	170	13750	1000	1000	9	6	7	4	85		150	5210	140	900		5000	400					
Stipe Avery & Co.	16		14	750			4		1				9	450		75		500						
Williams David	80		80	3000			2		2				5	300										
Marlin William	90			2500	250		4		5		1		8	500	250	150		1400	500					
Clavin & Bro	80			2400	100		5	3	3		6			1000	26	426		700	40				4000	
Spotsman Thomas	35	80	45	3500	75		9	3	2		8		8	825	140			375	250					
Spotsman John	20		80	2000			1		1		3		12	300	40			150	200					
Sonutz & Bro	175			4250	300	200	6	3	5	2	42	50	50	1240	194	150	100	1500	600					
Knight Alvin	160			4800	75		5	8	5		10		25	1400	190	150		2000	600				1000	
Dye Garrett	85	50		4050	150	200	6	2	4			12	80	1250	90	200	40	400	400				4000	
Leh Joseph	50		30	2000	75		3	1	4				10	500		75		400						
Leh Charles E.	50		30	2000	75		2	2	4				8	6	450		170	250	100				500	
Ellison Joseph	30		10	800	50		4		3		3		20	600	40			550	90				5000	
Dieky & Bro's	70		10	2000	125		1	2	2		11		20	585	60			1500	50					
	3178	747		119200		3800	152	39	124		129	22	252	192	711	29.111	1873	4577	580	29.970	10.325			29.800

4-1931

9625

State of Nipouri, enumerated by me on the 10th 11th 12th & 13th day^s of August, 1870.

George Knechley, Ass't Marshal.

YEAR ENDING JUNE 1, 1870.

Cotton.	Wool.	Peas and Beans.	POTATOES.		Orchard products.	Wine.	Produce of Market Gardens.	DAIRY PRODUCTS.				SEED.				SUGAR.				BEES.		Forest products.	Value of Home Manufactures.	Value of animals slaughtered or sold for slaughter.	Estimated value of all farm produce, terms and additions to stock.						
			Bales (50 lbs.)	Lbs.				Bush.	Bush.	Bush.	Dolls.	Dolls.	Lbs.	Lbs.	Gallons.	Tons.	Bush.	Bush.	Lbs.	Tons.	Lbs.					Bush.	Lbs.	Lbs.	Hbds. (1,000 lbs.)	Gallons.	Lbs.
25	26	27	28	29	30	31	32	33	34	35	36	37	38	39	40	41	42	43	44	45	46	47	48	49	50	51	52				
			25					50																		300	1000	1			
			13					50			1															50	400	2			
			50																							50	450	3			
	20		20					200			3														8	300	1765	4			
			10																							60	400	5			
	60		30					300			7														8	300	3200	6			
			12					100																		80	375	1500	7		
			30																								35	300	8		
	25		30					150			7															31	300	1200	9		
			100					200																			220	1320	10		
			20					200																		8	200	1100	11		
								100																		8	165	800	12		
			200					50																			50	400	13		
	80							100			1															60	91	1000	14		
								100																			90	300	15		
			30					100			4															40	15	200	800	16	
								50																				175	800	17	
								50																			25	30	450	18	
			30																									40	400	19	
		50	10					100			12																50	335	1100	20	
			20					100																			40	120	750	21	
								150			18																	105	450	22	
																													400	23	
																												200	1050	24	
																												200	1000	25	
																											62	200	750	26	
			200					400			30	4															3000	7825	27		
			20																									100	500	28	
																													600	29	
			25					100			15																	125	1300	30	
								150																				70	500	31	
			10																									70	400	32	
			20																									40	400	33	
			25								12																	240	2000	34	
			100					175																				300	2500	35	
	16		400		40			150																			25	170	1300	36	
			20					100																					80	400	37
	16		15					50																				60	550	38	
			25					150																				165	600	39	
								100			5																	100	1000	40	
217	50		1490		40			3225			115	4													567	300	275	9315	42960		

* This will include only such cheese as is made upon the farm. Milk sent to cheese factories will be regarded as milk sold off the farm.

State of Missouri, enumerated by me on the 13th 14th 18th & 19th day of August, 1870.

George Knechtler, Ass't Marshal.

YEAR ENDING JUNE 1870.

	Cotton. Bales (50 lbs.)	Wool. Lbs.	Peas and Beans. Bush.	POTATOES.		Orchard products. Dolls.	Wine. Gallons.	Produce of Market Gardens. Dolls.	DAIRY PRODUCTS.			SEED.			Hemp. Tons.	Flax. Lbs.	Flaxseed. Bush.	Silk cocoons. Lbs.	SUGAR.		Molasses. Gallons.	BEES.		Forest products. Dolls.	Value of Home Manufactures. Dolls.	Value of animals slaughtered or sold for slaughter. Dolls.	TOTAL VALUE. Dolls.			
				Irish. Bush.	Sweet. Bush.				Butter. Lbs.	Cheese.* Lbs.	Milk sold. Gallons.	Hay. Tons.	Clover. Bush.	Grass. Bush.					Hops. Lbs.	Maple. Lbs.		Cane. Hhds. (1,000 lbs.)	Wax. Lbs.						Honey. Lbs.	
	25	26	27	28	29	30	31	32	33	34	35	36	37	38	39	40	41	42	43	44	45	46	47	48	49	50	51	52		
1									50																	150	500	1		
2									100			3															150	700	2	
3				20	25				100																			700	3	
4				75					100												5	40				20	150	900	4	
5				20								1															50	350	5	
6				20					75			1															80	400	6	
7				20					100																		80	400	7	
8				20					100																		190	773	8	
9		70		200					200			6												200		100	700	2265	9	
10																											270	800	10	
11																												650	11	
12				30					200			6															680	1785	12	
13				10																								900	13	
14				50					200																		3000	4500	14	
15				30																								500	15	
16				50					150																		250	2000	16	
17		80							200																	30	200	1300	17	
18		84		20					50																		200	600	18	
19				10																							40	650	19	
20				50					100			5															215	700	20	
21				30					150				7														150	650	21	
22				30					100																		100	1300	22	
23				15					100																		180	875	23	
24				10																								400	24	
25				25																								500	25	
26				15																							100	700	26	
27		30		20																							50	400	27	
28		40		10					200			2															175	800	28	
29				50					200																		285	1000	29	
30				10																							60	400	30	
31				20					50																		160	850	31	
32				100																							160	450	32	
33																											80	400	33	
34																											60	400	34	
35		35		50					200			8															200	1800	35	
36																											50	350	36	
37																													37	
38																													38	
39																													39	
40																													40	
	339		1010	25					2725			31		7											40	200	150	8.115	32.848	

* This will include only such cheese as is made upon the farm. Milk sent to cheese factories will be regarded as milk sold off the farm.

State of Missouri, enumerated by me on the 20th, 23rd, 24th & 27th day of August, 1870.

George Knechley, Ass't Marshal.

YEAR ENDING JUNE 1, 1870.

	Cotton. Bales (50 lbs.)	Wool. Lbs.	Pens and Beans. Bush.	POTATOES.		Orchard products. Dolls.	Wine. Gallons.	Produce of Market Gardens. Dolls.	DAIRY PRODUCTS.			SEED.			SUGAR.					BEES.		Forest products. Dolls.	Value of Home Manufactures. Dolls.	Value of animals slaughtered or sold for slaughter. Dolls.	TOTAL VALUE. Dolls.					
				Irish. Bush.	Sweet. Bush.				Butter. Lbs.	Cheese.* Lbs.	Milk sold. Gallons.	Hay. Tons.	Clover. Bush.	Grass. Bush.	Hops. Lbs.	Hemp. Tons.	Flax. Lbs.	Flax-seed. Bush.	Silk cocoons. Lbs.	Maple. Lbs.	Cane. Hhds. (1,000 lbs.)					Molasses. Gallons.	Wax. Lbs.	Honey. Lbs.		
	25	26	27	28	29	30	31	32	33	34	35	36	37	38	39	40	41	42	43	44	45	46	47	48	49	50	51	52		
1		40		50					100			5															500	1200	1	
2									150																		75	800	2	
3		50		30					200																		220	1500	3	
4				20					100																		140	800	4	
5				15					50																		80	700	5	
6		100		40					100																		50	700	6	
7				20																				20			200	1500	7	
8				15					50																		50	875	8	
9																											180	500	9	
10																											200	600	10	
11				100					50																		50	600	11	
12		100		10					100																		100	450	12	
13				40					125			20																650	13	
14				80		30			200			12															300	1650	14	
15				25					100																		210	1200	15	
16																												400	16	
17				10					100																		60	400	17	
18		20		10	7				100			3												50		22	1000	2200	18	
19				40					150																		100	1000	19	
20				10					100			1															100	500	20	
21				40					150			10															100	1000	21	
22		10		20					200																		140	1100	22	
23																											100	500	23	
24		14		70					75																		115	600	24	
25		30		40					50																		215	1050	25	
26		25		10								2															365	1000	26	
27		45		100		50			150			3															85	344	1500	27
28				100																							140	700	28	
29				25					100																		160	780	29	
30				100					100			3															150	500	30	
31				30																							150	475	31	
32				50		50			150			2												40	400	160	660	32		
33				25					100			3															200	2000	33	
34		10		50		50			150			2															115	900	34	
35				25					100			4															150	800	35	
36				75					100			2															144	650	36	
37																													37	
38																													38	
39																													39	
40																													40	
	444			1275		180			3200			76														40	470	107	6363	32490

* This will include only such cheese as is made upon the farm. Milk sent to cheese factories will be regarded as milk sold off the farm.