

SCHEDULE 3.—Productions of Agriculture in Black Water Townships in the County of Carver, in the

Post Office: Rossville

Name of Agent, Owner, or Manager.	ACRES OF LAND.			PRESENT CASH VALUE.		Total amount of wages paid during the year, including value of board.	LIVE STOCK, JUNE 1, 1870.								PRODUCE DURING THE YEAR.									
	Improved.	UNIMPROVED.		Of farm.	Of farming implements and machinery.		Horses.	Mules and Asses.	Milch Cows.	Working Oxen.	Other Cattle.	Sheep.	Swine.	Value of all live stock.	WHEAT.									
		Wood-land.	Other unimproved.												Spring.	Winter.	Eye.	Indian Corn.	Oats.	Barley.	Buckwheat.	Rice.	Tobacco.	
		No.	No.												Bush.	Bush.	Bush.	Bush.	Bush.	Bush.	Lbs.	Lbs.		
1	2	3	4	5	6	7	8	9	10	11	12	13	14	15	16	17	18	19	20	21	22	23	24	
Elizabeth Ross	25	55			2000	25	20	3	2	2	4	3	300		70			200						
Jas H. Clark	18	62			1800	30		2		2	1	7	350					300	100					
Henry Whitlow	80	80	40		4000	100	50	4		6	2	5	40	850	200			400	200					3000
Earl Dorflinger	40	198			3500	120	8	3	1	6	13	1	40	600				100	60					
Wm. Linsler	18	42			500	100	20			2	4	4	4	2	20	400	140		400	25				
Gen. Jones	220	360			8,000	280	3000	1	2	3		35	3	1500	580			150	100					
C. D. Shouse	70	108			2500	100		5		3		8	2	400	100			300	70					
Gen. R. Potter	35	58			1000	20	20	3		1		1	2	4	275	7		50	50					
Jacob Potter	13	27			800	80		4	3	2		3	7	17	650	50		200	75					200
Silas Potter								4	1	1		1	5	14	400	80		150	10					10
George Potter	90	90			3000	200	100	5	1	3		2	25	25	900	120		150	75					100
Jas Allen	4	76			400	10		2		2		2		200				50						
Wm Malott	3	17			150	10		1		1				7	200	60		200						
Elizabeth Sanders								3		1		2	7	200	25			300						
Jacob Smith	35	55			500	100	50	3	2				3	400	180			400	200					
Mrs Dix	30	90			1200	30		2	1	2			7	18	250	30		250						300
A. S. Malott	25	35			1000	70		2	2	2		6	9	9	500	100		500						400
W. Dunn	12	42			1000	25	25	2	1	2	2		6	12	400	120		300						
C. H. Bagby	30	200	20		2000	40	30	6		2		3	12	30	600	100		400	100					400
Wm C. Scruggs	120	140	20		5,000	300		2		2				200				800						600
Wm. H. Clarke	80	110	27		4000	150	350	6	2	4			30	80	800	500		1000	200					
S. S. Gease	300	300			12,000	1000	25	2	4	40		40	4	60	1500	500		300	100					
Mrs. A. Gease					400	100		6		2			17	350	200			200	200					
A. Baylor					50	50		2		1			10	350				300	100					
Jos Becker	200	140			6800	400	300	7		5		4	29	29	1200			2000	400					
Saml Crockett	35	5			900	40	50	2		1			5	200	35			300	50					
Robt Crockett	100	90			6000	300	210	7	3	6		3	25	30	800	200		500	100					
Mrs P. Finley	30	10			1000	100	50	4	2				10	300	80			150	100					
J. L. Fisher							30	2		1			3	300	140			25						
J. H. Keelm	60	60			1280	150	100	5	3	4		3	25	16	800	200		375	100					400
J. A. Clarke	60	100			3000	40	100	7	3	4		5	40	30	750	150		620	250					100
Emilia Daugherty	19	60			750		30	3	2	2			10	6	200	Did not farm last year								
Mrs A. Sutherland	100	140			2750	175	25	5		4		1	30	30	550	300		375	400					
Nathl Sutherland	200	300			4000	150	200	3	3	4		4	18	30	800	300		500	200					
Nathl Smith	15	25			300	20	10	1	1	1			4	200	100			375	50					
Elm Marshall	100	500	100		9000	175	400	2	6	13	2	15	40	90	1800	250		1000	250					
Jas. Houb								1		1			4	4	150			135	27					
Rich Marshall	200	300			8000	175	100	2	4	8		20	30	50	750	150		1000	300					
Gen. Maudley	40	120			700	50		2	1	1				200	Did not farm last year									
J. A. Staples	8	14			500		100	1		2		2		175	25									
		2414	4209	4309207	99418	4685	5363	109	49	144	10	181	369	762	20040	5098	14715	892						9110

State of *Missouri*, enumerated by me on the *2^d 4th 6th 7th* day of *July*, 1870.

H. H. Allison, Ass't Marshal.

YEAR ENDING JUNE 1, 1870.																									TOTAL VALUE.					
Cotton.	Wool.	Peas and Beans.	POTATOES.		Orchard products.	Wine.	Produce of Market Gardens.	DAIRY PRODUCTS.			SEED.			Hemp.	Flax.	Flax-seed.	Silk coccons.	SUGAR.		Molasses.	BEES.		Forest products.	Value of Home Manufactures.	Value of animals slaughtered or sold for slaughter.	Estimated value of all farm production, including additions to stock.				
			Irish.	Sweet.				Butter.	Cheese.*	Milk sold.	Hay.	Clover.	Grass.					Maple.	Cane.		Wax.	Honey.					Dolls.			
Bales (450 lbs.)	Lbs.	Bush.	Bush.	Bush.	Dolls.	Gallons.	Dolls.	Lbs.	Lbs.	Gallons.	Tons.	Bush.	Bush.	Lbs.	Tons.	Lbs.	Bush.	Lbs.	Hds. (1,000 lbs.)	Gallons.	Lbs.	Lbs.	Dolls.	Dolls.	Dolls.	Dolls.				
25	26	27	28	29	30	31	32	33	34	35	36	37	38	39	40	41	42	43	44	45	46	47	48	49	50	51	52			
1	20		4					100																15		250	1			
2			20					100																			300	2		
3	100		20	10				250																			1000	3		
4			10					200			2									50							500	4		
5	10		50					100			1																350	5		
6								100																			5000	6		
7	10		5		25			80																	20	200	550	7		
8	10							30																	10	30	155	8		
9	19		25					50													6	48		10	75	600	9			
10	21		13					30																	5	100	500	10		
11	100		20					200			2										35		30	100	150	600	11			
12	60		20		25			100			3										40		40		100	350	12			
13	5		20		50			130													14						180	13		
14	1		30					50													10					35	200	14		
15	20		30					100														6	30			140	550	15		
16	10		20		50			35																		60	400	16		
17	22		30		30			80													35				30	130	550	17		
18	15		30					35																		15	60	350	18	
19	30		8	5				100																	18	350	700	19		
20	10		15		100			85																	60	350	800	20		
21	10		75					250																			500	1600	21	
22	70		50	10	150			100																	30	180	1000	22		
23	10		50					50													30				10	100	410	23		
24	10		10					50			1										35					120	340	24		
25	100		70		20			250			25	6											13			240	1450	25		
26	30		10					35													10					60	415	26		
27	40		50		50			200			3										20					150	950	27		
28	50		50					50													15						75	500	28	
29	10		10					40													5					100	250	29		
30	60		15	4	30			15			5															40	80	850	30	
31	80		40	15	10			120			40															75	180	1050	31	
32	10		8					35																		30	30	200	32	
33	30		60		125			150			2															25	75	800	33	
34	30		10		100			200																			200	1500	34	
35	10		15					15																			75	150	35	
36	70		12		12			250			6												7	110		100	500	1800	36	
37	4		6					20													23						7	230	37	
38	70		100		50			150			2										100					40	290	1250	38	
39																													39	
40			20		20			50																				75	40	39

Did not farm last year

121 117 1066 44 847 389 92 16 422 19 201 70 633 489 28 655

* This will include only such cheese as is made upon the farm. Milk sent to cheese factories will be regarded as milk sold off the farm.

State of Missouri, enumerated by me on the 2nd 4th 5th 6th 7th day of July, 1870.
H. N. H. Wilson, Ass't Marshal.

YEAR ENDING JUNE 1, 1870.																																																			TOTAL VALUE.
Cotton. Bales (450 lbs.)	Wool. Lbs.	Peas and Beans. Bush.	POTATOES.		Orchard products. Dolls.	Wine. Gallons.	Produce of Market Gardens. Dolls.	DAIRY PRODUCTS.			SEED.			Flax. Lbs.	Flax seed. Bush.	Silk cocoons. Lbs.	SUGAR.		Molasses. Gallons.	BEES.		Forest products. Dolls.	Value of Home Manufactures. Dolls.	Value of animals slaughtered or sold for slaughter. Dolls.	Estimated value of farm implements and addi- tion to stock. Dolls.																										
			Irish. Bush.	Sweet. Bush.				Butter. Lbs.	Cheese.* Lbs.	Milk sold. Gallons.	Hay. Tons.	Clover. Bush.	Grass. Dush.				Hops. Lbs.	Hemp. Tons.		Maple. Lbs.	Cane. Hbds. (1,000 lbs.)					Wax. Lbs.	Honey. Lbs.																								
25	26	27	28	29	30	31	32	33	34	35	36	37	38	39	40	41	42	43	44	45	46	47	48	49	50	51	52																								
	150		5		15			280			3															200	300	1																							
	80		80		20			130			4															40	800	2																							
	25		20		75			50																		100	700	3																							
	7		50	3				35																		15	125	800	4																						
	30		30		25			150													15					15	150	1125	5																						
	40		10					35																		15	120	330	6																						
			20		15			70																			50	900	7																						
	30		300	7				130																			120	1100	8																						
			20	8	50			135																			75	575	9																						
	7		50	2	100			200																			400	1800	10																						
	25		25		25			235			3																30	175	650	11																					
	25		15					25																			30	125	300	12																					
	50		35					85			5																120	400	13																						
	25		7		50																						10	100	14																						
	15		7					135																			745	1900	15																						
			50		25			150																			100	515	16																						
			50																								30	50	230	17																					
	9		50		20			250																				1680	2500	18																					
			50					230																				300	1650	19																					
	25		10		25			130			2																	125	450	20																					
	25		10		20			100																				25	100	180	21																				
	30		20					100																					150	350	22																				
																													25	550	23																				
			40																											100	500	24																			
	10																													110	450	25																			
																																26																			
																																27																			
	29																														18	10	60	200	28																
	50		12	1				150			2																			7	70	600	29																		
	20		75					30																						50	430	30																			
	14		10																											7	150	250	31																		
	20		50		200			250																						5	20	150	950	32																	
																																			33																
																																				34															
																																					35														
																																					36														
																																					37														
																																						38													
																																						39													
																																							40												
	661		1107	21	665			3065			19										15																11	150	200	221	5835	21585									

Did not farm last year
Did not farm last year

* This will include only such cheese as is made upon the farm. Milk sent to cheese factories will be regarded as milk sold off the farm.

SCHEDULE 3.—Productions of Agriculture in Romville Township, in the County of Cooper, in the Post Office: Romville

Name of Agent, Owner, or Manager.	ACRES OF LAND.			PRESENT CASH VALUE.		Total amount of wages paid during the year, including value of board.	LIVE STOCK, JUNE 1, 1870.								PRODUCE DURING THE YEAR.								
	Improved.	UNIMPROVED.		Of farm.	Of farming implements and machinery.		Horses.	Mules and Asses.	Milch Cows.	Working Oxen.	Other Cattle.	Sheep.	Swine.	Value of all live stock.	WHEAT.		Rye.	Indian Corn.	Oats.	Barley.	Buckwheat.	Rice.	Tobacco.
		Wood-land.	Other unimproved.												Spring.	Winter.							
	No.	No.	No.	Dolls.	Dolls.		Dolls.	No.	No.	No.	No.	No.	No.	Dolls.	Bush.	Bush.	Bush.	Bush.	Bush.	Bush.	Bush.	Lbs.	Lbs.
1	30	42		720	30	100	2	2	3		10	300		290									
2	75	85		5000	150	300	3	2	5	2	5	30	20	600	1000		1000						
3	40			1200			2					7	200	150		250							
4	400			8000	300		1	10	2	20		2	1200	Did not farm last year.									
5	50	110		4900	100	500	2	2	2			13	35	550	105		325	120					
6	100	20		4000	200	200	7	2	2		1	20	12	900	300		500	150					
7	80	180		2600										40	Did not farm last year.								
8	200			2000	200	30	4	3	2		4	14	30	800	190		500	300					
9	28	21		1900	200		3	1	3		1	4	9	500	80								
10	20	30		4000	150	150	6	1	2		6	25	20	900	110		500	200					
11	70	50		5000	400	20	2	4		7	10		300	95		200	200						
12	70	250		9000	125		4		4		8	50	20	750	90		800	400				200	
13	300	200		26800	500	100	6		2		3	9	9	400	500		600	300					
14	15	10		10	20	2	3	3	6	8	250	144	175	44								400	
15	100			2000	75	25	3		4			20	20	380	60		500	25				200	
16	127			3000	150	40	4		2		2	5	40	450	180		600	50					
17	100	100		200	100	3	1	1	1	1	90	18	375	72								200	
18	125			6000	300	300	3	1	3		5	140	36	600	116		100	500					
19	125	55		5000	100	100	2	1	3		2	4	23	350	325		200	190					
20	20	83		1000	25	10	1		2	2	3	12	25				125						
21	18	22		800			1		2		1	4	9	300			120						
22	20			400	15		3						250	370		125	300						
23	107	100		500	125		2	1	2		3	20	350	9		250	40						
24	18	22		800	10		1	1	1		1	8	150			250	25						
25	8	32		800	80		2		3			8	200			300							
26	60	52		1000	100		2	3	2	2	1	10	550	40		40	200						
27	20	44		1000	50		1		2			6	200	42		140	50						
28	20	42		1200	40	20	2		1		2	7	230	99		275	50					50	
29	6	34		800	150	60	2	1	2		4	10	300	150		300	80						
30	44	6		2500	125		2		1			5	200	50		200	25						
31	30	50		2000			1		1				150			300	20						
32	60	40		2500	100	100	7		4		8	25	680	287		500	60					1600	
33	120	70		5750	250	70	6		3		5	6	10	590	425		50	40					
34	40			800	18		4		1				3	300	151		1886	50					
35	325			16000	100	400	2		2		20	35	20	500	350		250	100				500	
36	135			4500	50	150	1	3	2		2	1	50	480	325		250	315					
37	70	10		4000	150		2	1	2		4	1	12	280	200		250	60					
38	60			1200	50	30	4		3				12	550	200		400						
39	12	18		450	20		2		2		4		9	300	60		150	50					
40	84			1200	50		3		3		2		10	400	200		250	40					
				3267	1734																		
				446500	44889		105	52	94	6	180	580	545	16480	6711		600	86	4062				8750

State of Missouri, enumerated by me on the 6th 8th 9th day of August, 1870.
M. H. Wilson, Ass't Marshal.

YEAR ENDING JUNE 1, 1870.

Cotton.	Wool.	Peas and Beans.	POTATOES.		Orchard products.	Wine.	Produce of Market Gardens.	DAIRY PRODUCTS.			Hay.	SEED.		Hemp.	Flax.	Flax-seed.	Silk cocoons.	SUGAR.		Molasses.	BEES.		Forest products.	Value of Home Manufactures.	Value of animals slaughtered or sold for slaughter.	TOTAL VALUE.			
			Bales (50 lbs.)	Lbs.				Bush.	Bush.	Bush.		Dolls.	Dolls.					Lbs.	Lbs.		Gallons.	Tons.				Bush.	Dush.	Lbs.	Tons.
25	26	27	28	29	30	31	32	33	34	35	36	37	38	39	40	41	42	43	44	45	46	47	48	49	50	51	52		
			40		20			50																	150	450	1		
			20					100																		300	1800	2	
			25																								280	3	
																												4	
																												5	
	33	15						90																24	320	150	6		
	35	140	50					110		12										8					200	900	7		
																												8	
	52	30		455				250		3													6	100	225	1000	9		
	8	20		16				50																		100	200	10	
	100	100		20				100			8														100	31	190	11	
			75		200			260			5															210	600	12	
	100	100	10	25				100			8										100				32	200	1100	13	
			20		100			105			15																1000	14	
	10	150	2	70				55			10																200	500	15
	50	40	6	10				175			20																140	520	16
	12	50						40			20													40		250	780	17	
			50	8				200			15										20	1	40			200	800	18	
	563	30	5	50				300			40												20			250	800	19	
	9	50	10					175			10										50				75	225	900	20	
			10					75																		12	150	200	21
	5	4						40																				150	22
			30	5				40																				600	23
			15		100			200			12																200	450	24
			15					100			2																45	200	25
			15	3				170			1																75	250	26
			9					100			6																100	250	27
			24					100																			60	280	28
			30					60																			110	420	29
			100					100			2													50		300	700	30	
			10																									120	31
			75		12			50			1														110	340	550	32	
	20	25	30					100			10															80	78	1000	33
			35					30			2					201									50		600	34	
	150	100	150					200			250																360	1600	35
			20		30			50			20										8						125	900	36
			100		200			50			6													5	100	25	120	800	37
			50					50			2															100	180	600	38
			50		20						2																50	500	39
			50		30			100			2														100	200	450	40	
			20					120			1															10	120	500	41

* This will include only such cheese as is made upon the farm. Milk sent to cheese factories will be regarded as milk sold off the farm.

1147 1742 49 1578 1578 260 100 186 100 260 474 770 57 2400.

SCHEDULE 3.—Productions of Agriculture in Boonville Township, in the County of Cooper, in the

Post Office: Boonville

Name of Agent, Owner, or Manager.	ACRES OF LAND.			PRESENT CASH VALUE.		Total amount of wages paid during the year, including value of board.	LIVE STOCK, JUNE 1, 1870.								PRODUCE DURING THE YEAR.								
	Improved.	UNIMPROVED.		Of farm.	Of farming implements and machinery.		Horses.	Mules and Asses.	Milch Cows.	Working Oxen.	Other Cattle.	Sheep.	Swine.	Value of all live stock.	WHEAT.		Rye.	Indian Corn.	Oats.	Barley.	Buckwheat.	Rice.	Tobacco.
		Wood-land.	Other unimproved.												Dolls.	Dolls.							
1	2	3	4	5	6	7	8	9	10	11	12	13	14	15	16	17	18	19	20	21	22	23	24
1 Geo. Sibley	20	14		1000	30		2	2					150				35	150					
2 Wm. Williams	23			2000	50	40	3	1					11	310	50		50						
3 Chas. Fodder	82			2000	200		3	5	3	2	12	12	900	160			200	50					
4 Wm. A. Tackett	20	60		3000	70		6	2	1			5	550				250	150					
5 Jm. Brickner	40	120		4500	40		7	3					14	650	300		250	200					
6 Dan. Laurie	46	27		1200			2	1					5	250			200	50					
7 Peter Yiger	25	35		1200	60	20			2	1			7	110	130		200						
8 John Kayb	15	25		3000	175		2	2	1				11	250	144		150					100	
9 Edward Wilson	40			2180			2	3	2				13	280	100		180	75					
10 J. Somers	120	220		2000	150		1	1			10		160	600	600		400	150					
11 John Fritz	25	55		200	50	50			2	2	2			300	290	40	80	50					
12 R. L. Simmons	10	14		480	100		3	3					10	325			500	150					
13 Thos. Densman	12	8		250	40	35	3	1					1	200			200						
14 Louis. Noehle	30	142		3000			1	2	2	3			30	200	242		150	120					
15 Wm. Quigley	60	20		2000	200	100	3	3	4				2	340	350		100	150					
16 W. Burnham	82			1940	200	50	4	8	6	19	25		490	360		400	380						
17 John McQuire	100	20		4000	300	150	6	2	4				16	850	450		100						
18 Andrew Ziegler	80	80		4000	160	50	5	2		10	8	10	600	500		200	200						
19 Philip Fries	70	82		6000	100		2	1	4	4			10	390	200		200	70					
20 John Garville	176			5280	200	100	6	2	8	18	30	26	750	550		550	400						
21 Jesse Hoard	70	50		1200	125	25	3	1	6	3			50	500	150		250	200					
22 David Goforth	30	80		2000	130		1	2	1				15	300			250					40	
23 Joseph Story	15	25		500			1	1					2	130									
24 John G. Smith	75	97		5000	10		2						4	180									
25 Geo. Edwards													2	20									
26 Chris Bauer	20	20		800	50	180	2	2	2				9	240	92		60	50					
27 C. Mahling	51	34		2100	100	50	5	2	2	2	31		500	265		250	200	92					
28 Chas. Drexler	15	25		1200			2	1	1				6	190	89		180	40					
29 Irving Long	15	25		400	15		2	1					15	150									
30 Jerry Collier					16	6	1	2		2			4	135			300	40					
31 Godrich Wilson	80	80		6900			2	2	1					200									
32 Geo. Inger	15	25		450	15	25	1	1	1	1				250	90		20	20					
33 Herman Stuck	5	39		690	15		1	1					6	180									
34 Jacob Dyer	35	35		3000	100		2	2	2				10	250	130		200	120					
35 Joseph Shelby	12	9		800	20		2	2					4	240									
36 W. Miller	16	37		800	20		2	2	2	3	4		200	20									
37 John Williams	45	35		2000	100	25	4	1	6	4	13		400	125		200	100						
38 Alexander Stuart	30	10		1600	60	100		2	2				20	100	100		60	25					
39 John Stanfield	5	13		1800	20			3	3					150									
40 Frank Stanfield	22	2		2000	25	15	2	1					12	200			160						
	1621	1560		104270	320	1005	95	12	89	4	80	88	409	1245	5492	40	6325	8140					140

State of Missouri, enumerated by me on the 10th 11th 12th day of August, 1870.
N. H. Allison, Ass't Marshal.

YEAR ENDING JUNE 1, 1870.

Cotton. Bales (450 lbs.)	Wool. Lbs.	Fens and Penna. Bush.	POTATOES.		Orchard products. Dolls.	Wine. Gallons.	Produce of Market Gardens. Dolls.	DAIRY PRODUCTS.			SEED.		Hops. Lbs.	Hemp. Tons.	Flax. Lbs.	Flax seed. Bush.	Silk cocoons. Lbs.	SUGAR.		Molasses. Gallons.	BEES.		Forest products. Dolls.	Value of Home Manufactures. Dolls.	Value of animals slaughtered or sold for slaughter. Dolls.	TOTAL VALUE.		
			Irish. Bush.	Sweet. Bush.				Butter. Lbs.	Cheese.* Lbs.	Milk sold. Gallons.	Hay. Tons.	Clover. Bush.						Grass. Bush.	Maple. Lbs.		Cane. Hds. (1,000 lbs.)	Wax. Lbs.				Honey. Lbs.	Dolls.	
25	26	27	28	29	30	31	32	33	34	35	36	37	38	39	40	41	42	43	44	45	46	47	48	49	50	51	52	
			200	6			1	40																		150	1	
			150		500			50																		250	400	2
			30					50																		200	500	3
			25					50																50			200	4
			20					40																200		200	1000	5
			20					110																		200	300	6
			20		30			60			4																200	7
			200					216												40		250			1200	1800	8	
			8					200												15						75	300	9
40		60	20					40			18									40		30			200	1100	10	
		60	3					50															25			400	11	
		50						50															50			300	12	
		30						150																		130	13	
		50						25			1												150	150	700	14		
		50	10					300			6									40		100		75	680	15		
100		90	25					1100			20									100			60	300	1200	16		
																										500	17	
		50	50					100												500					300	1200	18	
25		15	20					400			20									70	5	12	125	300	900	19		
		25	75					100															700	60	1000	20		
90		80	20					250			5									20		100		250	600	21		
		40	20					50			3														200	400	22	
		100						104													17				90	150	23	
		60																								50	60	24
																												25
																												26
			110		20																					50	480	27
8		75	100					200															300	350	900	28		
		50						100															125	40	200	29		
																										150	30	
																												31
																												32
			50					30															24	120	230	32		
			4	100				50																		50	33	
			50					50																	80	300	34	
			25		20			100																	100	200	35	
																												36
																												37
8		13		20				40																		250	400	37
			20	60	100			50																		80	240	38
			40	100				150																		100	250	39
			100	15	15	50	500	80			1															80	800	40
271		1896	28	1155	190	500	3615				78			100						844	5	12	2259	60	5350	19170		

Did not farm last year

Did not farm last year

Did not farm last year

* This will include only such cheese as is made upon the farm. Milk sent to cheese factories will be regarded as milk sold off the farm.

SCHEDULE 3.—Productions of Agriculture in Bonville Township, in the County of Cooper, in the

Post Office: Bonville



Name of Agent, Owner, or Manager.	ACRES OF LAND.			PRESENT CASH VALUE.		Total amount of wages paid to laborers, including value of board.	LIVE STOCK, JUNE 1, 1870.								PRODUCE DURING THE YEAR.									
	Improved.	UNIMPROVED.		Of farm.	Of farming implements and machinery.		Horses.	Mules and Asses.	Milch Cows.	Working Oxen.	Other Cattle.	Sheep.	Swine.	Value of all live stock.	WHEAT.		Rye.	Indian Corn.	Oats.	Barley.	Buckwheat.	Rice.	Tobacco.	
		No.	Woodland.												Other unimproved.	Dolls.								Dolls.
1	2	3	4	5	6	7	8	9	10	11	12	13	14	15	16	17	18	19	20	21	22	23	24	
1 Mrs. C. Paine	40	60		4000	125	100	3	2	2		5	10	20	600		200		500	80					
2 M. Williams	50	20		4000	125		1		2				8	150		218		75	200					
3 David Williams	30	10		800	100	25	7		2	1			7	650		200		75	100					
4 Jonathan Williams	100			4000	100	70	3		1		11		80	350		128		500	100					
5 Elizabeth Keef	20			1000	80	20	2		2		1	5	6	450		60		280	50					
6 Fred Baller	24	28		2700	75		3		2				5	280		30		150	75					
7 Mrs. Doffer	75			500	75		2		2				3	300		80								
8 Jas. Shoemaker							2		1				4	225					200					
9 W. Garrison White	70			4000	150		3		2		15		7	500		120		600						
10 James Mitchell	100	60		8000	500	300	4		3		3		25	550		6		600	200					
11 Wm. Bell	160			5500	300	500	4		15		7		40	600				450	250					
12 W. Kettle	350	50		20000			2	2	1		7	121	20	500		Did not farm last year								
13 Andrew Gibson	40	40	15	5750	100	100			2	1				220					100					
14 Wm. Snider	60			3600	125	50	2		3		2		15	250		110		750						
15 H. Labbo	40	10		5000	50		4		2			2	2	450		200		60	50					
16 W. Bruce	124			10000	150	200	3	3	3		3		10	700				500	100					
17 E. Bell	50	15		5500	150	130	2		2		2	10	300		60		100							
18 Nelson Porter	20			4000	20		2		1				14	200				250						
19 Albert Tuffe	32	8		5000	140	125	2		2		2		2	250				75	700					
20 Adam Scott	100	60		4000	60	150	5		3		5	18	20	650		355		600						
21 W. Howard	30	10		2500	200	150	1	2	2				5	350		Did not farm last year								
22 Jacob S. Coats	40			2500	75	20	2		1		4		6	350				100						
23 W. Stauber	38			2500	60		3		5				8	300		85		100	70					
24 Frank Potrath	100	200	100	16000	300	300	2		1		9		50	400		500		720	100					
25 Isaac Baker	40	20		5400	400	300	3		2				5	350		700		150	100					
26 Robt. Sloan	60	100		10000	75	175	2		2				7	230		120		300	100					
27 Austin Taylor					15		2		1				6	200		39		300						
28 Andrew Hays	75	45		4000	150		4		2		10		15	450		300		250	40					
29 W. Mendel	140	30		8000	250	300	1	2	1				7	590		275		750						
30 J. D. Robinson	125	125		11000	25	300	4		3		5		15	480		735		300						
31 Jas. Gault	150	150		8500	80	150	3		1			5	6	350		200		500	200					
32 G. Catzlin	40	40		2800	120	15	5		3		6		4	400		150		300						
33 Wm. Smiley	90	93		8000	250	400			2	4	2	8	70	1100		325		600	40					
34 C. Bonchus	17	63		2600	20		3		2				6	260		150		250						
35 John Schirp	200	260		18400	200	400	13		8		29		60	1000		750		1500	200					
36 Walter Murphy	55	25		4000	10		2		1				6	200		Did not farm last year								
37 G. Newman	100	200		6000	250	250	3	2	3		13	100	10	700		500		500	300					
38 L. Saenger	6	54		3000	20		1		1		2		4	150		6		50						
39 Conrad Shoe	15	15		1500	80	20	2		2	1			4	60		80		60	65					
40 Boyd Williams	8	5		2000	75				1					50										

2814 1799 115 209550 5280 4550 106 19 97 3 147 358 476 15650
 612 6096 1295 3320


State of Missouri, enumerated by me on the 13th & 14th day of August, 1870. W. H. Allison, Ass't Marshal.

Table with 52 columns (25-52) and 40 rows (1-40). Columns include categories like Cotton, Wool, Pens and Beans, Potatoes, Dairy Products, Seed, Sugar, Bees, and Forest products. Rows contain numerical data for each category, with some rows marked 'Did not farm last year'. A summary row at the bottom contains totals for each column.

* This will include only such cheese as is made upon the farm. Milk sent to cheese factories will be regarded as milk sold off the farm.

SCHEDULE 3.—Productions of Agriculture in Romville, in the County of Leopold, in the

Post Office: Leopold



Name of Agent, Owner, or Manager.	ACRES OF LAND.			PRESENT CASH VALUE.		Total amount of wages paid to farm hands including value of board.	LIVE STOCK, JUNE 1, 1870.								PRODUCE DURING THE YEAR.										
	Improved.	UNIMPROVED.		Of farm.	Of farming implements and machinery.		Horses.	Mules and Asses.	Milch Cows.	Working Oxen.	Other Cattle.	Sheep.	Swine.	Value of All Live Stock.	WHEAT.		Rye.	Indian Corn.	Oats.	Barley.	Buckwheat.	Rice.	Tobacco.		
		Woodland.	Other unimproved.												Dolls.	Dolls.								Spring.	Winter.
	No.	No.	No.	Dolls.	Dolls.		No.	No.	No.	No.	No.	No.	No.	Dolls.	Bush.	Bush.	Bush.	Bush.	Bush.	Bush.	Bush.	Lbs.	Lbs.		
1 A.A. Austin	33	42		2200	140	30	2	1				3	190	91		250	20								
2 Simon Barnes	55	25		1600	50	100	3	2	2	2	2	7	350	35		500	100								
3 Jacob Berger	32	12		3500	150	50	1	2	4			5	200	160											
4 M.S. Scritchfield	195	55		12,000	250	570	3	2	1	1		13	600	250		400									
5 Maurice Digg												1	100	30		200	20								
6 James Pirely	35	45		2,000	100		2	3	2			1	230			50									
7 He. Kerchd	80	160		6,000	150	100	2	2	4			23	480	300		200	150								
8 G. Liphold	23			1500	50		1	3		3		1	190	90			20								
9 Wm. Jones	40	80		8,000	50		2	4	2			12	780	50		150	60								
10 Wm. Hader	28	12		800			3	2		2		4	290	100		20	50								
11 H. Oswald	100	90		6,000	160	200	3	3		3		20	500	800		200									
12 Saml Gilbert	4	20		400	10		3					8	250			40									
13 Michal Cook	243	571		3900	110	200	5		2		6	6	550	400		200	37								
14 Fred Whitthorn	65	43		6,000	180	100	3		2		6	13	500	400		200	39								
15 Geo. Oak	160	280		10,000	200	40	2	2	3		3	20	600	400		150	50								
16 M.J. Eller							5					18	2140												
17 Jas. M. Millan	55	90		3,000	120	15	4		3		2	25	500	100		500	25								
18 M. Cochran	40	80		2,500	110	100	4		3		3	30	500	200		500	250								
19 J. E. Fairchild												1	15			3000									
20 M.C. Lambert	80	38		2,400	150	150	2	1	1			14	360	320		600	250								
21 Saml Cochran	60	60		3,000	120		3	2	3			20	10	550	250		250	20				100			
22 Peter Hattens	200	120		6,900	40		2	2	3	2	29	35	50	600	400		500	10							
23 James Lawson	45	15		2,500	100		1	2	4		5	72	380	180		220									
24 Wm. Brown	40	42		2,000			2				1	1	200			10									
25 H.A. Kofflander	70	160		6,000	40	80	8		5		15	40	900	500	250	500	100								
26 J. Stegner	45	120		4,500	350		3		2		8	10	20	550	50	10	225	30							
27 Thos. Sharpe	70	41		3,000	50	100	4		2		4	30	19	500	125		250	100							
28 O. Kessler	30	50		700	50	30	2		2		3	10	15	350	120		300	125	20						
29 John Kessler	30	50		1,000	40		4		2		2	1	4	350	83		150	100							
30 Wm. Atkinson	80	80		4,800	100	500	1	2	6		6	2	25	900	470		400	75							
31 John Wilbur	28	9		1,200	100		2		2			3	250	80		250									
32 N. Meersman	50	30		3,000	200	200	5	1	1		1	10	600	900		800	80								
33 A. Kerbyger	15	5		400	10	20	2		2			2	150	50		150	20								
34 Peter Williams	15	5		400	15		2					1	180	117		350	50								
35 Jas. Crawford	40	40		3,000	300	100	5		4		1	8	480	220		500	150								
36 Wm. Galbreath	80	80		5,000	100	300	5	2	3		7	25	600	350		600									
37 J. Byler	100	100		6,000	100	250	5	3	3		5	11	900	200		280									
38 James Shipley							3	1	1			9	350	200		250									
39 P. McFarland	240	1		10,400	300	100	12	5	4		10	30	2500	400		500	150								
40 J. George	70	80		4,000	350	25	5	4	5			9	790	375		300	50								
				2896	2245	114700	143	05	3350	120	30	98	8	114	162	487	18800	500	8976	8955	10	12305	2051	53	100

State of Missouri, enumerated by me on the 15th 16th 22nd day of August, 1870.

A. H. Allison, Ass't Marshal.

YEAR ENDING JUNE 1, 1870.

	Cotton. Bales (50 lbs.)	Wool. Lbs.	Peas and Beans. Bush.	POTATOES.		Orchard products. Dolls.	Wine. Gallons.	Produce of Market Gardens. Dolls.	DAIRY PRODUCTS.			Hay. Tons.	SEED.			Hemp. Tons.	Flax. Lbs.	Flax-seed. Bush.	Silk cocoons. Lbs.	SUGAR.			BEES.		Forest products. Dolls.	Value of Home Manufacture. Dolls.	Value of animals slaughtered or sold for slaughter. Dolls.	TOTAL VALUE. Dolls.		
				Irish. Bush.	Sweet. Bush.				Butter. Lbs.	Cheese.* Lbs.	Milk sold. Gallons.		Clover. Bush.	Grass. Bush.	Hops. Lbs.					Maple. Lbs.	Cane. Hhds. (1,000 lbs.)	Molasses. Gallons.	Wax. Lbs.	Honey. Lbs.						
	25	26	27	28	29	30	31	32	33	34	35	36	37	38	39	40	41	42	43	44	45	46	47	48	49	50	51	52		
1			10	50	5	25			30			2													60	150	400	1		
2		8		50		25	3		50			11															175	850	2	
3				40		15	10		150			2															110	350	3	
4				50					50			6													50		90	500	4	
5				15					50																			75	230	5
6				10		20			100			2													15	15	100	200	6	
7				100		200			150			8													40		80	700	7	
8				50					100			3															40	200	8	
9				100		25			100			3															300	500	9	
10				50		5			200			2															60	350	10	
11				50		150			150			10															500	1300	11	
12				25	3																						100	150	12	
13				30	2				40			5															80	740	13	
14				30	3				50			5													100	200	200	1200	14	
15		40		10					100			12													40		120	205	15	
16		90		20		40			100																50	30	220	345	16	
17				25					100																		60	500	17	
18		200		15	8				100			5															200	850	18	
19				30																							100	280	19	
20				50	30				200			8															300	1100	20	
21		50		50	30																				25		200	700	21	
22		192		15	2	25			200			11															255	1100	22	
23				13	1	25			100			4															300	800	23	
24				5					75																			30	24	
25				50		25			50			2															320	900	25	
26		45	1	50					75			1													8	10	100	420	26	
27		76		60		10			75			1															100	325	27	
28		50		10					75																		60	550	28	
29		7	1	80					80			2														15	135	300	29	
30				100		10			200			5													60	400	380	1585	30	
31			1	30		20			30			6															50	300	31	
32				20					100																				1400	32
33				150					50																			50	200	33
34				15																								100	400	34
35				40		10			100			12																200	800	35
36				20	6	25			50			30														20	20	20	600	36
37				15	5	1			100			20																140	800	37
38				15	2				50																			100	450	38
39				80		40			200			20													4	50	450	1400	39	
40				30		50			100			10																100	500	40
	758	3	1648	97	596	13			3550			201													169	784	55	6350	24975	

* This will include only such cheese as is made upon the farm. Milk sent to cheese factories will be regarded as milk sold off the farm.

SCHEDULE 3.—Productions of Agriculture in Bonville, in the County of Leopold, in the

Post Office: Nipouri

Name of Agent, Owner, or Manager.	ACRES OF LAND.			PRESENT CASH VALUE.		Total amount of wages paid during the year including value of board.	LIVE STOCK, JUNE 1, 1870.								PRODUCE DURING THE YEAR.									
	Improved.	UNIMPROVED.		Of farm.	Of farming implements and machinery.		Horses.	Mules and Asses.	Milch Cows.	Working Oxen.	Other Cattle.	Sheep.	Swine.	Value of all live stock.	WHEAT.		Rye.	Indian Corn.	Oats.	Barley.	Buckwheat.	Etc.	Tobacco.	
		Woodland.	Other unimproved.												Dolls.	Dolls.								Spring.
	No.	No.	No.	Dolls.	Dolls.		No.	No.	No.	No.	No.	No.	No.	Dolls.	Bush.	Bush.	Bush.	Bush.	Bush.	Bush.	Bush.	Bush.	Libs.	Libs.
1 John Le Finley	91			2000	125	50	1	1	1			16	200	160			500	125						
2 Oscar Knight	160	140		9000	200	400	7	1	5	3	25	45	800	500			120	40						
3 Henry Bates	20	47		2010	150	150	3	1	1	41		30	450	100			60	60						
4 James Givens	60	85		4000	100	100	1	4	4	1	12	15	590	300			250	100						
5 Mrs Farris	75	30		4000	100	200	1	3	2			20	200	580			125	100						
6 Andrew Brown	19	60		1500	70	30	2	1	1	2		2	300	125			125							
7 Cynthia Westbrook	50	30		2500	50		8	2	3			14	1000	180			400	250						
8 Walter Leake	50	24		3000	100	20	3		2			19	290	300			500	100					100	
9 Mary Durner	38	78		2500	15	20	2	1	2	3	15	7	290	50			200							
10 James Honner	25	370		12000	350	500	2	2	4	8	12	60	1325	160			150	150						
11 David Givens	50	110		1000	20		6		2	3	20	2	500	274			500							
12 W. Palmer	8	15		400	25		2	1	1	1		2	200	Did not farm last year										
13 Geo. Katerman	25	50		1500	50		2		1			5	7	150	100		250	25						
14 Jos. Spady	90	50		3000	600	175	3		2	2		2	17	550	200		200	50						
15 August Sanger	45	75		3000	155		2		2	2		12	450	120			75	160						
16 James Tally	40	50		2000	100	100	3	2	2			26	600	450			250							
17 B. Efinger	55	25		2000	35	250	4	3	4	1	8	36	800	380			300	70						
18 James Brown	15	65		1200	25		2		2	5		4	400			400								
19 W. Erhart	60	70		2600	100	25	4		4			22	500	350			250	50						
20 W. Barnwald	40	40		2000	300	130	2		2	2		8	400	230			285	25						
21 Jordan Taylor	3	40		430	80	10	3		1	1		10	350			50								
22 John A. Wilson	70	250		12000	250		3	4	3	1		40	780	Did not farm last year										
23 Henry Elliott	800	800		60000	5000	2500	8	10	12	4	30	300	5000	3500			1000	1500						
24 Fred Kobright	100	120		3500	125	80		9	6	5		14	1000	200										
25 M. O. Bryan	23	40		1000			2		3	1		12	250			500	60							
26 Thos. Mitchell	60	20		5600	500	100	4	4	6	6	40	20	1200	575			4000	400						
27 Charles Traxler	75	125		6000	100		3	1	2			10	450	200			500							
28 Louis Roth	60			4000					1			5	60	50			40							
29 Martha A. Hall	60			1200			2		1				170	125			125	50						
30 James Wright	14	86		3000	100		1					3	100			400								
31 Edgar Burt	70	50		3600	125	30	5	2	2			8	20	800	150		400	100						
32 Gert Johnson	75	25		3000	20	30	1		1	1		12	200	120			250	200						
33 Robert Brown	45	15		1890	60	20	2		1	1	12	25	325	190			600	30						
34 Wm. A. Spake	45	125		6000	150	100	3		3	3		15	450	442			500							
35 H. S. Edson	40			1200			3		1	1			300	Did not farm last year										
36 S. H. Edson	120	36		3500	200		4	2	3	3	33	20	850	600			800	75						
37 Wm. Samuel	40	40		4000	125		4		2			15	435	10		100	100							
38 John Adams							2	1	1			16	300	300			250	100						
39 B. F. Gibson	225	275		15000	150	500	1	3	3	9	8	50	1200	1958			100							
40 C. C. Grunbase	25	30		12000	130	300	2		3	1	7	4	375	250			100	100	75					

2147
 219 320
 5285
 5820
 115
 57
 102
 25
 99
 187
 955
 24690
 13110
 14630
 4070
 75
 100

State of *Missouri*, enumerated by me on the *18th 19th & 20th* day of *August*, 1870.
W. H. Allison, Ass't Marshal.

YEAR ENDING JUNE 1, 1870.

Cotton.	Wool.	Peas and Beans.	POTATOES.		Orchard products.	Wine.	Produce of Market Gardens.	DAIRY PRODUCTS.			SEED.			SUGAR.			BEES.		Forest products.	Value of Home Manufactures.	Value of animals slaughtered or sold for slaughter.	TOTAL VALUE.							
			Irish.	Sweet.				Butter.	Cheese.*	Milk sold.	Hay.	Clover.	Grass.	Hops.	Hemp.	Flax.	Flax-seed.	Silk coccons.					Maple.	Cane.	Molasses.	Wax.	Honey.	Dolls.	
Bales (450 lbs.)	Lbs.	Bush.	Bush.	Bush.	Dolls.	Gallons.	Dolls.	Lbs.	Lbs.	Gallons.	Tons.	Bush.	Bush.	Lbs.	Tons.	Lbs.	Bush.	Lbs.	Lbs. (1,000 lbs.)	Gallons.	Lbs.	Lbs.	Dolls.	Dolls.	Dolls.	Dolls.			
25	26	27	28	29	30	31	32	33	34	35	36	37	38	39	40	41	42	43	44	45	46	47	48	49	50	51	52		
			20	5	15																					200	600	1	
	110		40		18			75			7									8			410			300	1100	2	
			25					100												1000			30			100	500	3	
	38		25					100																	20	300	580	4	
			10		10			50			6													75		375	1600	5	
			19					20																		60	200	6	
			25		20			100												20						180	550	7	
			40					30												100						205	780	8	
	110		15					100																		50	150	9	
			100	20	150			500																311		800	2200	10	
	40		25					100																	50	150	600	11	
			5					75																		50	80	12	
	9		20					100																		50	300	13	
	7		14					100			2									10						125	450	14	
	15		5		50	40		25			2															210	500	15	
					15			100																		125	700	16	
	25		70		20			25			5									15			140		250	800	17		
			15					100																		100	230	18	
			20		50			100																40		200	750	19	
			10		50			50			1															60	500	20	
			4		5			20																		200	230	21	
			150					500																				22	
			150					600																		16000	14500	23	
																										100	200	24	
																												280	25
			30					50			2															60	1200	26	
	75		100		100			100																125		400	850	27	
			20		30			50																		80	150	28	
			1	150				50																				130	29
																											20	230	30
			75		75			30			2									25						50	400	31	
	20		15					100																		100	530	32	
								50																		200	720	33	
	25		20					50			1													4		120	550	34	
			50					150																		200	250	35	
			80					200																		300	1450	36	
	115		100					100			5													5		430	530	37	
			50					50																		60	600	38	
			70		75			100																	100		265	2200	39
	30		30	5		350		200																				1100	40
	55		1447		300	653		3750			53								1178			5	854	70	16495	39170			

Did not farm last year

* This will include only such cheese as is made upon the farm. Milk sent to cheese factories will be regarded as milk sold off the farm.

SCHEDULE 3.—Productions of Agriculture in Boonville Township, in the County of Cooper, in the
 Post Office: Boonville

Name of Agent, Owner, or Manager.	ACRES OF LAND.			PRESENT CASH VALUE.		Total amount of wages paid during the year, including value of board.	LIVE STOCK, JUNE 1, 1870.							PRODUCE DURING THE YEAR.											
	Improved.	UNIMPROVED.		Of farm.	Of farming implements and machinery.		Horses.	Mules and Asses.	Milch Cows.	Working Oxen.	Other Cattle.	Sheep.	Swine.	Value of live stock.	WHEAT.		Rye.	Indian Corn.	Oats.	Barley.	Buckwheat.	Rice.	Tobacco.		
		No.	Wood-land.												Other unimproved.	Dolls.								Dolls.	No.
1	2	3	4	5	6	7	8	9	10	11	12	13	14	15	16	17	18	19	20	21	22	23	24		
Joseph Chambers	40	40		2600	100	110	3	1	1	1			20	400	130		150	250							
J. E. Chambers	25	39		2500	300	150	5	2	2				4	4	20	800	190		150	250					
Peter Koudersem							1	2	1				2		20	350	180		500						
Jacob Graner	22						2		3				3	1	230		Did not farm last year								
Louis Staller	10			200	10		4		3				2	5	380	30		50	50						
Chas. Coffins	50	12		2500	12	35	1	2	2				1	14	350	200		325	35						
Chas. H. Sutch	35			800	18		2		1				2	4	250			100							
Paul Davis							3	2	3					4	250	100		170							
John Branch	40	125			125		2		2				2	24	600	200		100							
H. Knauff	7			700	30		2		1						150										
James D. Wenger	3/2			300	30		1		1						120										
F. E. Lionberger	100	117		10000	100	250	5		2				10	50	600	Did not farm last year									
W. H. Hicks	320			4780	1500	1000	8	2	55	2	10			30	3500	1200		2000	400	250					
A. J. Groves	200	150		10000	60		2		1				1	6	300	125		100	60						
James Muir							1	2	2				1	8	500	Did not farm last year									
Austin Heley	200	150		12000			1	2							300			125							
Wm. D. Muir	270	50		12000	450	700	3	4	4				40	15	850	350		685	375						
James D. Moore	322			8000	200		28	2	10				2	20	2500	700		1500							
Leat. Johnson	320			8000	60		2		1				1	11	380	30		100	60						
Margaret Davis					50		1								80	300		250							
Wm. Kerfoot	320			8000	30	35			1	3				6	150	180		125	20						
Wm. Symer									2					2	85	120		550	120						
Wm. Potter	30	22		1400	150	200	1	2	2				3	20	25	490	100		500						
Louis Gibson	60	117		4000	100	300	1	1	1				2	9	300	400		1000	185						
Jas. M. Rankin	100	140		6000	100	100	6	2	3				3	20	900	800	600	750	200						
Jos. Potter	25	55		1600	50	50	2		2					16	300	110		125							
David Smith	200	252		9000	250	200	9	12	5				4	35	12	1800	600		450	200					
Chas. Packer					50		2								160			100							
C. S. Simmons	140	164		6100	250	50	3	2	3				3	13	580	275		200							
Wm. Simmons					50		7	1	1						12	550	180		60	60					
Thos. Galley	30	50		2000	50	100	1	3	4					10	315	350		900	150						
Thos. Potter	200	204		8000	175	50	9	2	6				2	50	40	1200	550		900	100					
Burton Blayds	160	77		3500	300	300	3	4	2				1	40	680	800		1000	150						
J. N. Tucker	45	15		1500	30	75	3		2				1	15	285	295		390	100						
J. H. Tucker	191	67		6450	125	300	10		2				8	2	50	1100	450		750	450					
E. J. Calvert	28	2		1400	100				6						400			140	60	30					
H. Perry	40	27		3000	100		2		1				2	20	260	106		500	150						
Chas. D. Meyer	30	12		1000	70	103	2							12	180	330									
Leonard Pline	30			4000	100	200	2	1	3				1	5	15	400	141		125	50					
Henry Hunter	30			1500	30	50	2		2						400			1500							

56 9 1/2 1877
 147750
 5105
 4288
 135
 47
 130
 3
 66
 159
 523
 21450
 800
 9365
 16400
 3445
 250

State of Missouri, enumerated by me on the 22nd & 28th day of August, 1870.
H. N. H. Allison, Ass't Marshal.

YEAR ENDING JUNE 1, 1870.

Cotton.	Wool.	Figs and Peas.	POTATOES.		Orchard products.	Wine.	Produce of Market Gardens.	DAIRY PRODUCTS.			SEED.			SUGAR.			BEES.		Forest products.	Value of Home Manufactures.	Value of animals slaughtered or sold for slaughter.	TOTAL VALUE.							
			Bales (450 lbs.)	Lbs.				Bush.	Bush.	Bush.	Dolls.	Dolls.	Lbs.	Lbs.	Gallons.	Tons.	Bush.	Bush.					Lbs.	Tons.	Lbs.	Bush.	Lbs.	Hds. (1,000 lbs.)	Gallons.
25	26	27	28	29	30	31	32	33	34	35	36	37	38	39	40	41	42	43	44	45	46	47	48	49	50	51	52		
			10	6				50			5												40		80	400	1		
	14		20	15				100			5												40		180	600	2		
			12	1				50			2														195	500	3		
			5																						100	100	4		
			50					50																		100	5		
			75	20				50			1														110	500	6		
			100		10		20	100																	90	130	7		
			4	3	5			30			3														100	250	8		
			50		100			150			10														200	520	9		
			15			240		52																	25	100	10		
			50			50		100																		50	11		
								200																		180	200	12	
			600		60			500	3,000	4,600	50														1200	5000	13		
			30					100			3														150	280	14		
	82		25					81																		30	15		
																									260	300	16		
			125		25			250																	400	1100	17		
																											1400	18	
																											100	19	
			14	4																						50	500	20	
			10																							35	250	21	
								40			1														100	550	22		
			15		15			50																		40	400	23	
	100		5	12				50																100	100	1200	24		
			50					75																		200	2000	25	
			50	30				180																		200	350	26	
			7																							10	50	950	27
	180		30		50			150			6															150	180	28	
																										150	500	29	
			10		30			80			12															60	300	30	
			5		5			50																		175	1000	31	
			15		10			100			4																1100	32	
	200		150	10	100			100			12															500	1900	33	
			25					100			5																500	1000	34
			35					50																		200	1100	35	
			60		225			50			3															600	650	36	
			13		35			30																		300	700	37	
			40					175																			350	38	
	20		50		40	200		200																		50	680	39	
			15		40			100																			50	1000	40
	596		1720	101	750	490	20	500	3000	14600	122														16	180	10	6900	28320

* This will include only such cheese as is made upon the farm. Milk sent to cheese factories will be regarded as milk sold off the farm.

State of Wisconsin, enumerated by me on the 30th day of August, 1870.

John M. Steele, Ass't Marshal.

YEAR ENDING JUNE 1, 1870.

Cotton. Bales (450 lbs.)	Wood. Lbs.	Peas and Beans. Bush.	POTATOES.		Orchard products. Dolls.	Wine. Gallons.	Produce of Market Gardens. Dolls.	DAIRY PRODUCTS.			Hay. Tons.	SEED.		Hops. Lbs.	Hemp. Tons.	Flax. Lbs.	Flax-seed. Bush.	Silk cocoons. Lbs.	SUGAR.		Molasses. Gallons.	BEES.		Forest products. Dolls.	Value of Home Manufactures. Dolls.	Value of animals slaughtered or sold for slaughter. Dolls.	TOTAL VALUE. Dolls.		
			Irish. Bush.	Sweet. Bush.				Butter. Lbs.	Cheese.* Lbs.	Milk sold. Gallons.		Clover. Bush.	Grass. Bush.						Maple. Lbs.	Cane. Hhds. (1,000 lbs.)		Wax. Lbs.	Honey. Lbs.						
25	26	27	28	29	30	31	32	33	34	35	36	37	38	39	40	41	42	43	44	45	46	47	48	49	50	51	52		
			10					50			5															75	650		
			5					50															150			45	600		
	80		10		200			250			5															100	1000		
			5					50			2																60	800	
			10					50																			45	500	
			20		150			300			120																450	3000	
	600				200			150			30																900	2500	
	160							600			150																1200	4500	
	100							50																			75	1300	
			15					50																			100	1300	
																											375	1200	
				5	20			50																				2400	
			25	2				100			12																	2050	
								100																				2120	
	20							100			10															50	900	2000	
	400		30	10				200			7														300	20	375	1500	
	40		10	100				50			20										50					20	705	1300	
			20	10				50																			75	1200	
	40		50	14	150			100			20																1000	3600	
			10					50																			50	200	
	250		200					200			60															1000	900	2000	
	100		10		50			100																		600	100	1500	
	80		10		50			200			25											50					350	2250	
	400		10		200			250			45											30		100			450	2350	
			10					100																			75	1100	
			10		100			180																			150	1350	
			15		50			50																			300	2000	
	20		1000		200			150			150															250	1800	3800	
	100		10					100			15																135	1500	
			15					100			6																100	500	
			8					50																				45	600
			30		100			300			150																	1500	6980
			20					150														50					150	1200	
			30					100																				150	1600
			10					100																				150	1050
	160		10					100																				75	1525
			15					100																				475	1300
			60		10			300																				950	2000
	30		60		50			200																			160	1500	3000
	150		20		10			150																				600	1800
	2100		141		1570			5380			580														90	2085	82920		

* This will include only such cheese as is made upon the farm. Milk sent to cheese factories will be regarded as milk sold off the farm.

SCHEDULE 3.—Productions of Agriculture in Littlefork Township, in the County of Cooper, in the

Post Office: _____



Name of Agent, Owner, or Manager.	ACRES OF LAND.			PRESENT CASH VALUE.		Total amount of wages paid during the year, including value of board.	LIVE STOCK, JUNE 1, 1870.								PRODUCE DURING THE YEAR.										
	Improved.	UNIMPROVED.		Of farm.	Of farming implements and machinery.		Horses.	Males and Asses.	Milk Cows.	Working Oxen.	Other Cattle.	Sheep.	Swine.	Value of ALL live stock.	WHEAT.				Oats.	Barley.	Buckwheat.	Rice.	Tobacco.		
		Woodland.	Other unimproved.												Dolls.	Dolls.	Spring.	Winter.						Rye.	Indian Corn.
		No.	No.												No.	No.	Bush.	Bush.						Bush.	Bush.
1	2	3	4	5	6	7	8	9	10	11	12	13	14	15	16	17	18	19	20	21	22	23	24		
King Austin	60	20		2100	220		1	1					200			1500									
Little George W.	100			3000	100		1	2	1				12	400		100		1200	400						
Buchanan Andrew	300	160		13800	200	500	8	3	4		15	5	30	2000		1700		1500	900						
Judy Jeremiah B.	200	200		12000	250	500	13	11	8		10	13	50	3500		1000		2500	2000						
Synght Abraham J.	200	100		9000	200		2	2	3				3	25	725		50		1200	800					
Carpenter Gabriel	130	50		6000	2000	2000	1	4	3	2	13	7	33	1000		200		1500	1000						
Hampden George	90	20		1200	30		2	2	2				3	20	30			500							
Barron Walter	40	40		2400	700	100	5	1	3				7	2	36		100	500							
Smith Nicholas	200	100		9000	500	1000	2	4	6		35	10	40	2500		800		3000	1000						
Brown Hugh	25	35		1800	100		2		1					250		100		1000	250						
McLaughlin James	20			600	100		4		1				3	30	600		100	400							
Sperry Pelly	25			700	120		3		1					11	400			400	600						
Johnson Sarah	20	35		1650	100		3	2	2				1	10	700		300								
Hale William	3	15		600	120		2		2					300				200							
Hems McDonald	250	200		13500	1000	1000	8	1	2		8	35	50	2000		300		1500	1500						
Douglas James S.	150			4800	150	400	2	4	3					30	850		300		800	800					
Dorsey George	160	60		6600	200	200	3		4				1	50	1000		150		2000	400					
Indreier Henry	200	80		8400	250	450	1	3	1		2	10	20	600		300		1500	400						
George Thomas	130	80		6000	300		4	3	2				8	40	1200		300		600	500					
Woodhouse William	25	10		990	100				3				2	25	500			600							
Mauel Daniel	80	70		4500	100		3	2	2		6	12	25	800		300		800	400						
Wendlandt James	80	40		3600	100		4	4	4		5	12	60	1500		400		1200	300						
Muntzel Albert	170	70		7200	300	600	2	3	4		12	10	50	1500		850		1500	800						
Arnold Daniel	100	40		5100			1	2	5		6	12	80	1500		400		500	200						
Rossett Christian	80	60		4200	200		2	1	2		5	8	12	600		200		600	300						
Doall & Bro.	50	70		3600	100		3		1				12	6	400		150		600	400					
Rowe Daniel	5	8		390			2						1	1	8	300		200							
Ellis William J.	270	150		21600	500	1200	4	7	7		42	75	75	3000		400		2500	800						
Ellis Thomas J.	150	211		11800	150		8	3	3		20		40	2000		200		1500	800						
Mauafa Frank S.	120	40		4800	200		4	2	3		6		45	1250		150		1000	800						
Johnson Mackay	175	100		8250	250	600	5	6	2		27	15	50	2000		400	175	1200	600						
George Jesse	120	40		1800	200		6	3	5		6	30	80	1700		600		800	200						
Maul David	8	32		800	10		2							200		200									
Toler Elijah	60	40		4000	100		5	5	3	2	4	30	40	1600		100		1500	400						
Douglas Robert	16	24		1000	100		2		1				17	10	350			400							
Douglas Brothers	160	40		4000	200		11	5	4		6		50	1500		200		1500	800						
Lankup & Co	60	40		2000	100		2	1	3		6		6	550		300		600	200						
Claason & Co	200	100		4000	200		4	2	2		1	30	30	1000		100		1200	2400						
Claason John	15	25		800	100		2	2	1				11	500		50		400							
Walton Thomas	40	120		4800	100		1	1	3		2		100	1000				2000							
				4200	2950	2440	130	2150	8550	135	93	108	4	267	367	299	43	575	9100	1675	4000	18150			

State of Wisconsin, enumerated by me on the 21st day of August, 1870.

John M. Stebbins, Ass't Marshal.

YEAR ENDING JUNE 1, 1870.

Cotton. Bales (450 lbs.)	Wool. Lbs.	Peas and Beans. Bush.	POTATOES.		Orchard products. Dolls.	Wine. Gallons.	Produce of Market Gardens. Dolls.	DAIRY PRODUCTS.			Hay. Tons.	SEED.		Hops. Lbs.	Hemp. Tons.	Flax. Lbs.	Flax-seed. Bush.	Sik coccons. Lbs.	SUGAR.		Molasses. Gallons.	BEES.		Forest products. Dolls.	Value of Home Manufactures. Dolls.	Value of animals slaughtered or sold for slaughter. Dolls.	TOTAL VALUE. Dolls.				
			Irish. Bush.	Sweet. Bush.				Butter. Lbs.	Cheese.* Lbs.	Milk sold. Gallons.		Clover. Bush.	Grass. Bush.						Maple. Lbs.	Cane. 1000 lbs.		Wax. Lbs.	Honey. Lbs.								
25	26	27	28	29	30	31	32	33	34	35	36	37	38	39	40	41	42	43	44	45	46	47	48	49	50	51	52				
			30		100			50																		415	800	1			
			25		20			50																		100	1800	2			
			50		100			25			25															1500	21350	3			
			15		100			200			60															200	2850	4			
			30		200			100			15													500		300	1250	5			
			15		200			150			16													50		40	230	1700	6		
			30					50																		30	120	450	7		
			20					100			9																390	850	8		
			25		300			150			15															1500	3500	9			
			10					50																				800	10		
			12					50																			40	60	450	11	
			10					50																			60	350	12		
			15					50																			45	450	13		
			10					50																			45	200	14		
			40	10				100																300		300	2500	15			
			30					100																			15	1300	16		
			150		25			100																			450	1020	17		
	80		40		20			100			12															30	300	1500	18		
			50		250			150			37																375	1450	19		
			212					50																			75	475	20		
	50		20		20			100			12																100	1050	21		
	50		50					200			12																30	375	1600	22	
	40		20		25			100			60																3000	2800	23		
	50		200					150			6																300	1400	24		
	50		30					100																			300	800	25		
	50		10					50																			60	700	26		
			60																									20	450	200	27
	300		150	20	200			200			60																20	750	2950	28	
			100					150																				225	2500	29	
			20	10	200			100			30																	600	1550	30	
	60		10		75			100			7																	20	400	3900	31
	100		20		200			200			18																	20	340	1500	32
			10																											150	33
	100		10		50			200			10																			1600	34
	70		70					50																						300	35
			50		50			200																						1750	36
			25		25			150																						900	37
	100				50			100			20																			2000	38
								50			10																			420	39
			25		10			100																						1300	40

1100

1500

40

2200

400

434

450

1500

330

13805

53765

* This will include only such cheese as is made upon the farm. Milk sent to cheese factories will be regarded as milk sold off the farm.

SCHEDULE 3.—Productions of Agriculture in Clark's Fork District, in the County of Cooper, in the

Post Office: Ottumville



Table with 24 columns: Name of Agent, Owner, or Manager; Acres of Land (Improved, Woodland, Other unimproved); Present Cash Value (Of farm, Of farming implements and machinery); Total amount of wages paid during the year; Live Stock (Horses, Mules and Asses, Milch Cows, Working Oxen, Other Cattle, Sheep, Swine, Value of All live stock); Produce during the year (Wheat: Spring, Winter, Rye; Indian Corn; Oats; Barley; Buckwheat; Rice; Tobacco).

Handwritten notes and calculations at the bottom of the page, including numbers like 3526, 2315, 154.10, 2200, 139, 43, 94, 4, 224, 362, 1174, 38250, 8290, 11050, 14560.

State of Nippon, enumerated by me on the 12th day of September, 1870.

John H. Steele, Ass't Marshal.

YEAR ENDING JUNE 1, 1870.

Cotton.	Wool.	Peas and Beans.	POTATOES.		Orchard products.	Wine.	Produce of Market Gardens.	DAIRY PRODUCTS.			SEED.			SUGAR.			BEES.			Value of animals slaughtered or sold for slaughter.	TOTAL VALUE.											
			Fish.	Sweet.				Butter.	Cheese.*	Milk sold.	Hay.	Clover.	Grass.	Hops.	Hemp.	Flax.	Flax-seed.	Silk cocoons.	Maple.			Cane.	Molasses.	Wax.	Honey.	Forest products.	Value of Home Manufactures.					
Bales (450 lbs.)	Lbs.	Bush.	Bush.	Bush.	Dolls.	Gallons.	Dolls.	Lbs.	Lbs.	Gallons.	Tons.	Bush.	Bush.	Lbs.	Tons.	Lbs.	Bush.	Lbs.	Hhds. (1,000 lbs.)	Gallons.	Lbs.	Lbs.	Dolls.	Dolls.	Dolls.	Dolls.						
25	26	27	28	29	30	31	32	33	34	35	36	37	38	39	40	41	42	43	44	45	46	47	48	49	50	51	52					
	120		24		100			200			30													300	20	900	2000					
								100			40															200	1300					
					100			50																	30	900						
			10		20			100			15															150	1200					
			10		18			100			60															180	1400					
	80		10	10				150			8															270	3500					
	40		15		20			100			3															135	1100					
	80		15		100			100			6														50	180	800					
			15		50			50			18															150	1300					
	60				25			50			7									3	10				24	135	720					
			10		60			50																		40	1275					
	88		15		10			50																		50	800					
			10		12			100																		30	400					
	30		35		100			150			9															100	1000					
	100		20		150			150			12									5	30				40	180	1250					
	80		10		200			40			40									5	60					450	3000					
	80		15		150			100			50																1000	4800				
	40		18		200			50			10															300	2000					
			15					50																				550				
	50		10					50												5	40				20	150	800					
	40		25					50												5	40				30	180	850					
			10					100																			120	600				
			10		200			50			10														800		90	1000				
			18					50																				2175				
			10					100																			300	650				
			20																							20	45	600				
	130		20					200			15																120	1000				
			10		200			100																			60	900				
	20							50																		20	45	350				
			12					50																			35	250				
					20			150																	350		400	1350				
	120		10	5				100																		60	180	1500				
	80		12					150			10															100	150	1820				
	80		15		200			200			12															40	300	1720				
			15					50																			45	600				
			10					50																			75	625				
	20		8					100																			180	575				
			30		100			50																			96	1100				
	40		40		20			100																			100	1250				
			10		100			150																	300		150	1300				
	1356		538	21	2155			1340			355																80	150	1650	42	1636	19525

* This will include only such cheese as is made upon the farm. Milk sent to cheese factories will be regarded as milk sold off the farm.

SCHEDULE 3.—Productions of Agriculture in Lusk's Fork Township, in the County of Casper, in the

Post Office: Ottumville



Name of Agent, Owner, or Manager.	ACRES OF LAND.			PRESENT CASH VALUE.		Total amount of wages paid to farm hands during the year, including value of board.	LIVE STOCK, JUNE 1, 1870.								PRODUCE DURING THE YEAR.									
	Improved.	UNIMPROVED.		Of farm.	Of farming implements and machinery.		Horses.	Males and Asses.	Milk Cows.	Working Oxen.	Other Cattle.	Sheep.	Swine.	Value of all live stock.	WHEAT.		Rye.	Indian Corn.	Oats.	Barley.	Buckwheat.	Rice.	Tobacco.	
		No.	Wood-land.												Other unimproved.	Dolls.								Dolls.
1	2	3	4	5	6	7	8	9	10	11	12	13	14	15	16	17	18	19	20	21	22	23	24	
Smith Jeremiah	30	10		1200	25		1	1	1				6	250				600	400					
Simmons Kelly	300	20		9600	250		6	10	5		2	25	35	2500		300		3000	100					
Smith Jerry	300			9000	250		6	5	8		30	50	60	3000		400		1500	800					
Davis Isaac P.	80	100		5400	300		4	1	4		3	15	50	1050		100		1000	200					
Adams & Prother	40	110		4500	100			4	2				12	600				200	1200					
Adair & Cow	40	40		2400	20		8		2				8	450				1200						
Adams & Cow	60	110		5700	250		5	3	5		8	10	30	1350		200		800	300					
George Archie W.	55	75		3600	100		3	1	2		4	5	20	700		300		500	200					
Dungan Joseph L.	2	38		1200	20			2					10	300				New Farm						
Tampkins & Cow	140	100		7200	350	450	6		4		8	16	180	1500		500		2000	600					
Givens John D.	200	40		7200	150	1000	6	4	3		10	25	100	3500		500		3000	100					
Adair Wallaw	60	60		3600	100		3	2	2		5	10	30	750		200		1000	400					
Russwhite Thomas	50	30		2400	100		4	4	3		15	15	1000		100		800	100						
Smith John T.	50	30		2400	100		5	1	2		3	10	800		200		800	340						
Tollinger & Cow	100	140		7200	125		6	1	3		4	15	9	1000		400		600	800					
Johnson John P.	120	80		6000	250	100	11	2	3		6	30	3	1500		400		600	400					
Elbridge Charles C.	140	30		2100	100	200	2		1		1	9	12	500		200		1000	400					
Davis Francis	60	20		2400	100		2	2	2		20	30	700		800		200	200						
Davis Urban E.	60	20		2400	100	100	2	2	2		1	80	700		600		1000	200						
Mills Charles	60	80		4200			2	2					6	500		300		1000	200					
Basler Gideon W.	100	30		4600	150		3	4	5		3	30	10	1200		200		800	400					
Dales Minor	50	70		3400	100		4	2	3		7	40	40	1000		290		800	400					
Basler George	25	77		2000	100		4	1	2		1	10	10	600		200		400	400					
Ross Mary	15	65		1800	20		3	2			4	3	400				400	100						
Brar & Prother	100	60		4800	100	350	5	2	2		3	50	1000		570		600	200						
Brandis Charles	60	60		3600	100	200	1	2	2		6	2	20	600		300		800	400					
Wicky Frederick	100	60		4800	250	450	4	2	3		8	30	30	1000		400		1000	800					
Chambers Alanda	100	90		5700	200		3	4	4		2	20	30	1350		400		1000	100					
Scott Durren	12	38		1200	20		4	1	1				15	1200				400						
Shirley George	100	50		4500	120		6	2	4		10	25	50	1500		100		1500	800					
Mohalin & Little	150	80		6900	300		8	1	3		12	30	1100		500		2000	200						
Huntzel Frederick	30	10		1200	100		2	1					30	400		300		400	200					
Hummel Peter	40	120		4800	200		3	4			2	15	600		300		800	400						

2129 2053 137400 4350 2850 1076 91 131 429 1056 32950 8860 21700 12340

State of Missouri, enumerated by me on the 7th & 8th day of July, 1870.

A. N. Allison, Ass't Marshal.

YEAR ENDING JUNE 1, 1870.

TOTAL VALUE.

	Cotton. Bales (450 lbs.)	Wool. Lbs.	Peas and Beans. Bush.	POTATOES.		Orchard products. Dolls.	Wine. Gallons.	Produce of Market Gardens. Dolls.	DAIRY PRODUCTS.			SEED.					SUGAR.			BEES.		Forest products. Dolls.	Value of Home Manufactures. Dolls.	Value of animals slaughtered or sold for slaughter. Dolls.	Estimated value of all farm produce on hand at close of year and additions to stock. Dolls.										
				Lbs.	Bush.				Butter. Lbs.	Cheese.* Lbs.	Milk sold. Gallons.	Hay. Tons.	Clover. Bush.	Grass. Bush.	Hops. Lbs.	Hemp. Tons.	Flax. Lbs.	Flax-seed. Bush.	Silk cocoons. Lbs.	Maple. Lbs.	Cane. Hhds. (1,000 lbs.)						Molasses. Gallons.	Wax. Lbs.	Honey. Lbs.						
	25	26	27	28	29	30	31	32	33	34	35	36	37	38	39	40	41	42	43	44	45	46	47	48	49	50	51	52							
1				12					80			1										3					80	200	1						
2		11		20					100																		100	350	2						
3			1	12					130			2															125	200	3						
4									<i>Did not farm last year</i>																										
5		25		18					100																		20	140	500	5					
6		150		20	8	80			250															15	240		75	150	4500	6					
7				10					85																			50	200	7					
8				40																									15	8					
9		75		20					200																	100		405	9						
10				100					100																		45	350	10						
11				30					120																		150	300	11						
12				50		10			150																		130	205	12						
13		30		30		25			165																		70	550	13						
14		120		80		30			185																		130	600	14						
15		25	2	30		30																					70	165	15						
16		50	2	20		100			250			3														15	70	500	16						
17		36		170					250			5															70	470	17						
18		20		20		20			200			2															200	610	18						
19		7		25		10			180																		75	160	19						
20		6		50					170																		160	295	20						
21				20					130																		75	400	21						
22				25		15			190			2															20	75	350	22					
23				100								3															300	1100	23						
24																														24					
25																														25					
26																														26					
27																														27					
28																														28					
29																														29					
30																														30					
31																														31					
32																														32					
33																														33					
34																														34					
35																														35					
36																														36					
37																														37					
38																														38					
39																														39					
40																														40					
	555	5	912	8	320				2975			18														202	15	240	230	2205	9545				

* This will include only such cheese as is made upon the farm. Milk sent to cheese factories will be regarded as milk sold off the farm.

SCHEDULE 3.—Productions of Agriculture in Dear Park Township, in the County of Casper, in the

Post Office: Steville



Name of Agent, Owner, or Manager.	ACRES OF LAND.			PRESENT CASH VALUE.		Total amount of wages paid during the year, including value of board.	LIVE STOCK, JUNE 1, 1870.							PRODUCE DURING THE YEAR.												
	Improved.	UNIMPROVED.		Of farm.	Of farming implements and machinery.		Horses.	Mules and Asses.	Milch Cows.	Working Oxen.	Other Cattle.	Sheep.	Swine.	Value of ALL live stock.	WHEAT.		Rye.	Indian Corn.	Oats.	Barley.	Buckwheat.	Rice.	Tobacco.			
		No.	Wood-land.												Other unimproved.	Dolls.								Dolls.	No.	No.
1	2	3	4	5	6	7	8	9	10	11	12	13	14	15	16	17	18	19	20	21	22	23	24			
1 Harris Jonathan W.	200	1674		14000	500	6000	4	5	6		22		23	450		500		1500	700						1	
2 Lusk James B.	420			16000	800	1000	12	8	9		12		35	4600		980		5000	3300						2	
3 Dinitz Frederick	100	380		4800	150	500	5	4	3		10	15	20	1200		150		400	200						3	
4 Schlotzhauser John	160	60		6900	400	200	9	1	5		12	25	75	850		1000		2000	1200						4	
5 Chamberlain D. Miller	250	120		8000	150		6		5		3	9	9	750		220		1800	400						5	
6 Long James	150	80		6900	500		13	9	9		11	37	45	4150		600		3500	100						6	
7 McCoy Samuel K.	60	70		3900	150	150	6		5			30	30	900		200		1000	300						7	
8 Licklider Thomas	150	150		6000	50		9	4	2			15	50	1500		1000		1000							8	
9 " Frank K.	12	8		600	20		2		2		2	10	10	350		50		100	100						9	
10 Cooper Armistead	15	15		900	20		1		1		3	14	8	240		50		150	100						10	
11 Licklider Thomas M.	40	40		1600	30		3	1	1		1	1	26	500		110		300	20						11	
12 Hughes William	30	80		4200	250	500	6	3	6			8	20	1200		600		500							12	
13 Davis George W.	50	100		3000	100		6	2	3		4		20	1250		100		500	200						13	
14 Licklider John K.	25	15		1200	50		1						13	230		100		500							14	
15 Licklider George	20	40		1800	50				1				3	50		20		100							15	
16 Back Stefano	30	70		1500	50		4	1	2		3	5	6	450		40		600	50						16	
17 Palk Nelson	5	35		700					2		1		1	80												17
18 Kelov Joseph B.	33	7		1200	50		2	1	1				25	300				400							18	
19 Sawbacher George	40	45		1600	20		2		3		2	3	10	400		25		400							19	
20 Jones David	5	35		800	10		2		2				16	250												20
21 Perry Isaac B.	45	45	350	5000	100	50	3		2		1	24	15	550		100		600	200						21	
22 Woolsey Joshua	20	45		1000	20	45	5	1	2		5	10	30	750		50		600	135						22	
23 Mitchell Emanuel	400			8000	200	1000	3	5	5		15	30	50	1700		200		1000	1000						23	
24 Edmiston Son	80	40		3600	150		4	3	4		8		20	300				800							24	
25 Berger Harry	100	40		7200	200	50	5	2	4		4	25	40	1325		40		1000	100						25	
26 Jhis Jonathan	40	40		2200	100	150	6		2		2	25	20	800				500	50						26	
27 Neagley Avery	25			650	10		1		1				6	175		100									27	
28 Merritt Thomas	40	70		2000	100		5	5	4		4	30	30	1050		300		600	200						28	
29 Stewart William	10	30		1000	20		3		4		3		10	500												29
30 Perry Melford	200	100		9000	200		3	3	3		3		100	1300		100		1000	1500						30	
31 Walker Wesley G.	800	200		8000	500	2500	3	18	8		200	50	200	8000				2500	2000						31	
32 Roberts James G.	300	200		10000	150	300		4	3		15		50	1050		100		1500	600						32	
33 Back Daniel	40	60		3000	150		4	1	3		6	18	30	750		160		300	100						33	
34 Nathan John W.	75	55		4600	100		1	5	5		15	20	35	1400		400		1000	200						34	
35 Walker Addison D.	400	350		28000	1800	1000	7	7	12		80	50	100	4700		8000		2500	400						35	
36 Walker Henry R.	660	300		36000	500	700	7	4	8		35	60	30	2400		130		1500	400						36	
37 Alexander Thomas	230	60		9000	250	360	3	6	13		30		90	2400		400		2000	800						37	
38 Mayfield James	30	100		6000	150	360	10	15	8		30	40	100	3000		250		1500	500						38	
39 Wight J. Son	90	40		2600	150		4	3			5	20	30	850		200		600	300						39	
40 Lindsey William	90	190		2200	50		2		2			20	30	450		50		100	100						40	

5610 3600 250 250 50 8250 9495 172 121 161 546 624 180 54150 16175 39350 16445

State of Missouri, enumerated by me on the 16th 18th & 19th day of July, 1870.

John H. Hub, Ass't Marshal.

YEAR ENDING JUNE 1, 1870.

YEAR ENDING JUNE 1, 1870.																									TOTAL VALUE.						
Cotton.	Wool.	Peas and Beans.	POTATOES.		Orchard products.	Wine.	Produce of Market Gardens.	DAIRY PRODUCTS.			SEED.			Flax.	Flaxseed.	Silk cocoons.	SUGAR.		Molasses.	BEES.		Forest products.	Value of Home Manufactures.	Value of animals slaughtered or sold for slaughter.	Estimated value of all farm production, including potatoes to stock.						
			Irish.	Sweet.				Butter.	Cheese.	Milk sold.	Hay.	Clover.	Grass.				Hops.	Hemp.		Maple.	Cane.					Wax.	Honey.				
Bales (450 lbs.)	Lbs.	Bush.	Bush.	Bush.	Dolls.	Gallons.	Dolls.	Lbs.	Lbs.	Gallons.	Tons.	Bush.	Bush.	Lbs.	Tons.	Lbs.	Bush.	Lbs.	Hhds. (1,000 lbs.)	Gallons.	Lbs.	Lbs.	Dolls.	Dolls.	Dolls.	Dolls.					
25	26	27	28	29	30	31	32	33	34	35	36	37	38	39	40	41	42	43	44	45	46	47	48	49	50	51	52				
					50			250			60															230	2500	1			
					300			150																			3500	6010	2		
450	50		25		50			150			20									5	20						200	1120	3		
2650	180		40					250												5	50						600	2750	4		
	50							100			2																50	1300	5		
	150		50		100			300			17									5	108						600	3660	6		
1120	180		15					200			15									5	20						450	1500	7		
	75		40	5	300			100												5	40					30	600	2550	8		
1800	40		30					50												5	30						50	350	9		
	60		20					100												5	20						60	375	10		
			10					50			2									5	40					20	90	760	11		
	20		50		20			250			15																300	1750	12		
			15		150			100																			105	925	13		
			100					50																			90	450	14		
			10					50																			100	275	15		
	20		60					100			5										5	25				20	90	600	16		
																													300	17	
			70					100																			20	90	460	18	
	10		20					150																				75	450	19	
								100																				90	200	20	
600			10		20			100			15															20	100	980	21		
550	40							100																			15	75	960	22	
	100		20	10				200			18																400	2030	23		
1657			20		25			250			24															20	160	1020	24		
50	100		20	10				200			22																450	1200	25		
	100		10	5				100																		10	270	750	26		
530								50																			20	300	27		
	100		30					200																		50	270	1050	28		
																											200	300	29		
			20		100			100			120																800	2600	30		
	320		50					400			150																300	6500	31		
			40		50			150			15																150	1700	32		
	70		40					200			5															50	240	850	33		
	50		25	10	200			200			10															5	200	400	1650	34	
	200		30		100			300			100																1000	4500	35		
	400		30	10	100			400			150																600	2800	36		
1800			100	20	25			500			45																1500	3700	37		
	150		100		50			400			10																1500	2500	38		
	80		20		100			150			5																	240	1050	39	
	80		20		50																							135	350	40	
	2145		1140	60	1540			6900			850																803	5000	255	15600	4985

* This will include only such cheese as is made upon the farm. Milk sent to cheese factories will be regarded as milk sold off the farm.

SCHEDULE 3.—Productions of Agriculture in Char-Back Township, in the County of Casper, in the

Post Office: Atterville



1	ACRES OF LAND.			PRESENT CASH VALUE.		7	LIVE STOCK, JUNE 1, 1870.								PRODUCE DURING THE YEAR.							24		
	2	UNIMPROVED.		5	6		8	9	10	11	12	13	14	15	WHEAT.		19	20	21	22	23			
		Improved.	Wood-land.												Other unimproved.	Of farm.							Of farming implements and machinery.	Total amount of wages paid during the year, including value of board.
No.	No.	No.	Dolls.	Dolls.	Dolls.	No.	No.	No.	No.	No.	No.	No.	Dolla.	Bush.	Bush.	Bush.	Bush.	Bush.	Bush.	Bush.	Bush.	Lbs.	Lbs.	
1	1			1200	150		2	1	2				10	500					400	100				
2	2	100	40	4200	150	360	4		5	6			45	800	200			1000	250					
3	3	130	130	5600	1000	720	10	1	9	18	12	40	2500		300			1000	600					
4	4	80	100	3600	700	100	6		5	5	12	40	1100		400			600	600					
5	5	30	90	2000	100		5	1	2	1	15	30	675		150			400	100					
6	6	8	32	400			2		1	3			200					400						
7	7	25	15	800			2	1	2	3			20	400	100			300	100					
8	8	20	20	80			5	1	2				25	800				600						
9	9	30	60	900	100		1		3	6	15	10	375		30			200						
10	10	30	50	1200	25		5		3	5	16		500		100			400						
11	11	10	10	600	50		2		3	2			250		80			200						
12	12	40	80	1600	100		4	2	2	2	25	20	825		45			600						
13	13	60	40	1500	100	120	2		1	4		15	350		290			600						
14	14	50	60	2000	225	225	3	2	2	1		20	600		300			800						
15	15	50	25	2600	25	150	3		2	1	14	16	300											
16	16	60	140	6000	100	300	6	1	4	20	25	60	1200		150			600	200					
17	17	15		450	20		4		3	3		20	700											
18	18	90	60	6500	25		7		2	2	15	30	800		80			200						
19	19	30		900	100	100	4	2	2	2	8	8	25	750				300	300					
20	20	90	170	7800	100		9		1	5	20	15	950		130			400						
21	21	50		1500	50		3		2				300					1300						
22	22	30	10	1000	20		2	1	2		11	25	450		100			600	150					
23	23	12	28	400	20		2	1	2		10	13	350		20			200						
24	24	10	30	400	20		1	2	1	1		1	150		20			50						
25	25	6	34	400	20								5	50				50						
26	26	10	70	800	20										100									
27	27	15	65	80	25		1	1		1	2	0	200		65			150						
28	28	30	40	1400	150		3		2	4	20	10	450		175			250	200					
29	29	50	110	3200	25		1	2	3		14	35	500		75			250	160					
30	30	20	60	800	25		2		2	4		10	350		50			200	100					
31	31	45	75	2400	100		4	1	2			6	550		250			100	60					
32	32	15	65	800	20		2		2				3	500		100		100						
33	33	20	60	1200	50		3		1			10	300		60			200	100					
34	34	70	170	4800	150		8		5	4	20	30	1200		250			400	300					
35	35	40	80	1800	25		1			5	10	13	220		125			200	100					
36	36	20	20	800	20		2						5	200				300	100					
37	37	40	80	1200	20		2						200		100			400	150					
38	38	14	28	600	25		3		2	1		27	500					200						
39	39	70	210	4400	100		2	2	3	10	75	30	900		200			600						
40	40	30	90	1200	50		3		3	10	10	10	700		100			600						
		105	5	7890	3505	2005	131	19	57	4	130	328	234	723	445			1450	4270					

State of *Missouri*, enumerated by me on the *16th, 18th & 19th* day of *July*, 1870.

John A. Stiles, Ass't Marshal.

YEAR ENDING JUNE 1, 1870.

Cotton.	Wool.	Peas and Beans.	POTATOES.		Orchard products.	Wine.	Produce of Market Gardens.	DAIRY PRODUCTS.			SEED.			Flax.	Flax-seed.	Silk cocoons.	SUGAR.		BEES.		Forest products.	Value of Home Manufactures.	Value of animals slaughtered or sold for slaughter.	Estimated value of all farm production, including bet-ternents and addi-tions to stock.						
			Irish.	Sweet.				Butter.	Cheese.	Milk sold.	Hay.	Clover.	Grass.				Hops.	Hemp.	Maple.	Cane.					Molasses.	Wax.	Honey.	Dolls.	Dolls.	
Bales (450 lbs.)	Lbs.	Bush.	Bush.	Bush.	Dolls.	Gallons.	Dolls.	Lbs.	Lbs.	Gallons.	Tons.	Bush.	Bush.	Lbs.	Tons.	Lbs.	Hhds. (1,000 lbs.)	Gallons.	Lbs.	Lbs.	Dolls.	Dolls.	Dolls.	Dolls.						
25	26	27	28	29	30	31	32	33	34	35	36	37	38	39	40	41	42	43	44	45	46	47	48	49	50	51	52			
			20		20			100			30														120	400	1			
			60		20			200			4														250	1120	2			
	50		100		100			400			20											100			600	1950	3			
	50		30					150			10														200	1850	4			
	75		10					150											20					50	150	640	5			
			15					100																			220	6		
			20					100																		100	450	7		
			30					100																		75	450	8		
	50		150					150			2									50		50		30	135	530	9			
	20		30	10				150																10	200	350	10			
			35		100			100																	80	50	450	11		
	100		100		20			150			5														80	250	50	750	12	
					40			50																		90	460	13		
			25		100			100																		375	1200	14		
	40		20	10				200			15														150	650	15			
	100		40					150																	10	400	890	16		
	40		20	10				100																	50	150	350	17		
	50		20					100			12															330	520	18		
	30		15					100																		250	520	19		
	50		100	10																						300	690	20		
			20					100																				850	21	
			15					50																		225	650	22		
	50		15																						100	40	135	2150	23	
			10					50																		10	30	150	24	
			20																							10	110	100	25	
																												250	26	
			30					50																		90	200	27		
	75		25					50																	30	50	180	875	28	
	60		15		50			200																	20	120	450	29		
			25					100																			75	350	30	
			100		50			100			6															90	575	31		
			30		50			150																			75	350	32	
			10		75			50																	10	150	350	33		
	80		80		200	10		200			15															300	1300	34		
	30		10		40																					50	425	35		
			30																							60	275	36		
			10																							50	300	37		
	30		35					100																			5	135	300	38
	300				50			150			18															10	300	1000	39	
	40		20					150			10																90	650	40	
	1520		1360	40	915	10		4150			150															445	6175	24710		

* This will include only such cheese as is made upon the farm. Milk sent to cheese factories will be regarded as milk sold off the farm.

SCHEDULE 3.—Productions of Agriculture in Char Park Township, in the County of Cochran, in the
Post Office: Oterville



Name of Agent, Owner, or Manager.	ACRES OF LAND.			PRESENT CASH VALUE.		Total amount of wages paid during the year, including value of board.	LIVE STOCK, JUNE 1, 1870.								PRODUCE DURING THE YEAR.								
	Improved.	UNIMPROVED.		Of farm.	Of farming implements and machinery.		Horses.	Mules and Asses.	Milch Cows.	Working Oxen.	Other Cattle.	Sheep.	Swine.	Value of all live stock.	WHEAT.		Rye.	Indian Corn.	Oats.	Buckwheat.	Rice.	Tobacco.	
		Wood-land.	Other unimproved.												Spring.	Winter.							
No.	No.	No.	Dolls.	Dolls.	Dolls.	No.	No.	No.	No.	No.	No.	Dolls.	Bush.	Bush.	Bush.	Bush.	Bush.	Bush.	Lbs.	Lbs.			
1	2	3	4	5	6	7	8	9	10	11	12	13	14	15	16	17	18	19	20	21	22	23	24
1 Bull John	40			1200	180		3	1		8			7	700				600					
2 Adams Francis	20	140		2800	50		4		3		10		10	1000		120		400					
3 Aial John H.	40	180		2400	20		2		1				5	300				100					
4 Finkert John	35	45		1200	100		4		9		3	3	14	600		50		200	200				
5 Oster Charles B.	20	40		800	50		2		1					225		150							
6 Lown Michael	20	100		1200	120		4		3		3	6	12	700		50		100	50				
7 Volmer Leg	20	60		1800	100		3		1				5	31	500		70		200				
8 Ellis William	80	170		2500	100		10	3	5	2	5	15	35	1200		150		600	125				
9 Ellis John H.	18			820	20		3		1				4	25	3	425		600					
10 Brown Hugh	40	160		2000	100		4				4	16	30	700				600	100				
11 Mt. Holmes	60	300		3600	50		2	2	1				6	500		300		600	400				
12 Gross Andrew	40	80		1200	50		1	1	1				4	300		300		400	400				
13 Wallrich George	45	15		1600	100		4		3		7	5	24	1000		115		800	150				
14 Lorenson Martin	30	50		1000	50		4		1		2	6	17	675		100		400	200	100			
15 Stakel Andrew	40	116		1000	100		3		3		4		9	600		160		300	200				
16 Carmoch Peter	20	40		1000	50		1		2				10	200		100		300					
17 Del John	40	90		1300	100		5		1	2	12	6	9	950		90		400					
18 Young John	18	22		600	20		2	1	2				1	500				150					
19 Paul Lund Antonio	8	42		800	20		3		2		3	2	4	400		20		100					
20 Hage Catharine	30	130		1600	20		2		1			2	11	300		130		200	250				
21 Goodrich Joseph	15	130		1600	100		1						10	300		40		150	40				
22 Miller Frederick	40	160		2000	100		8	3	3		6	6	10	800		200		300	150				
23 Hatzberger Andrew	40	200		2450	100		8		3		2	15	34	600		30		100	60				
24 Zeller George	20	100		1200	40		3		1		2		15	350		110		200	100				
25 Brantley Frances	30	80		1200	20		5	1	2		3	12	30	1000		90		300	100				
26 Capp George	30	50		800	100			2	2		1		10	300		30		50					
27 Wilman Valentine	30	50		800	100		1		2				10	150		50		200					
28 Young Stephen	60	60		1200	30		5		5		10	10	15	1000		60		200	400				
29 Evelyn Martin	18	62		800	50		4		2	2	5	3	10	850		100		300					
30 Schwepe Louis	50	135		1850	50		1	2	2		2		35	600		110		300					
31 Rue John	50	230		2800	600		10		2			10	25	1300		140		600	100				
32 Rue John A.	20			200	100		2		1				16	350		80		200					
33 Zwentor John D.	35	45		800	100		4		3		4	6	25	800		90		600	150				
34 Davis John	40			300	10		2		2				10	200		New Farm							
35 Henderson James	15	25		400	10		1	1				4	4	300		50							
36 Henderson Emma	35	85		1600	10		2		2		3	27	11	500		50		600					
37 Messing Anthony	25	125		2000	100		1	1	2		5	8	9	450		100		200	120				
38 Smith Henry	15	65		800	20		4		3		2	14	10	400		60		800	100				
39 Volmer Peter	40	60		1600			3	1	1		1	2	4	350		150		600	200				
40 Hauffe Bernard	40	84		2000	150		2	3	1		8	5	19	1500		130		400	200				
				55	520		140		22		13	14		113		159		22	195				

3572

322

3850

12650

3095

100

State of Missouri, enumerated by me on the 20th & 21st days of July, 1870.

John H. Steele, Ass't Marshal.

YEAR ENDING JUNE 1, 1870.

	Cotton. Bales (450 lbs.)	Wool. Lbs.	Peas and Beans.		POTATOES.		Orchard products. Dolls.	Wine. Gallons.	Produce of Market Gardens. Dolls.	DAIRY PRODUCTS.			SEED.			SUGAR.			BEES.		Forest products. Dolls.	Value of Home Manufactures. Dolls.	Value of animals slaughtered or sold for slaughter. Dolls.	TOTAL VALUE. Dolls.							
			Bush.	Bush.	Irish.	Sweet.				Butter. Lbs.	Cheese.* Lbs.	Milk sold. Gallons.	Hay. Tons.	Clover. Bush.	Grass. Bush.	Flax-seed. Lbs.	Hemp. Tons.	Flax. Lbs.	Flax-seed. Bush.	Silk cocoons. Lbs.					Maple. Lbs.	Cane. Hhds. (1,000 lbs.)	Molasses. Gallons.	Wax. Lbs.	Honey. Lbs.		
	25	26	27	28	29	30	31	32	33	34	35	36	37	38	39	40	41	42	43	44	45	46	47	48	49	50	51	52			
1				50					100																		250	500	1		
2				150								12											300				750	600	2		
3				120		20			100																		60	200	3		
4	450	10		40					100																		135	550	4		
5				50					50																				200	5	
6		250		60					100			2																75	300	6	
7		20		80					150																			45	345	7	
8		60		200		380			150			3											300		100	240	1000	8	8		
9		100																									90	420	9	9	
10		50		15					100																		150	580	10	10	
11				60					200			10															50	950	11	11	
12				20					50																		40	420	12	12	
13		20		100					250			6															200	1000	13	13	
14				10		100			100																		135	450	14	14	
15				20		20			150			3															50	675	15	15	
16				25					100																		50	350	16	16	
17		20		50		10			100																	20	135	560	17	17	
18				15		50			100																		150	300	18	18	
19		10		10					100																		45	200	19	19	
20		10		100		25			150													5	40				135	540	20	20	
21				50																								45	450	21	21
22		20		100		20			150			3											5				120	770	22	22	
23		50		30		20			100																		150	675	23	23	
24		50		40		50			100														5	6			90	375	24	24	
25		50		20		20			50														5				90	470	25	25	
26				5		30			50																		50	200	26	26	
27				40		20			50														5	10			75	250	27	27	
28		40		30		40			150			4															120	620	28	28	
29		10		10		10			100														3	6			50	575	29	29	
30									100																		135	480	30	30	
31		40		30		50			100			18											10				240	940	31	31	
32									100														5	5			225	390	32	32	
33		10		100					100			2											5	10			150	675	33	33	
34									50																		45	200	34	34	
35									50																		60	200	35	35	
36				25		20			100			12															135	530	36	36	
37		25							50			5															90	450	37	37	
38		50		30		20			200			3											5	10			75	430	38	38	
39		10		40		10			50			5															90	750	39	39	
40				50		50			50			4															75	800	40	40	
	630			140		845			3550			48										107	600		120	4495	21020				

* This will include only such cheese as is made upon the farm. Milk sent to cheese factories will be regarded as milk sold off the farm.

SCHEDULE 3.—Productions of Agriculture in Kelly Township, in the County of Casper

Post Office: Ottumville



Name of Agent, Owner, or Manager.	ACRES OF LAND.			PRESENT CASH VALUE.		Total amount of wages paid during the year, including value of board.	LIVE STOCK, JUNE 1, 1870.								PRODUCE DURING THE YEAR.								
	Improved.	UNIMPROVED.		Of farm.	Of farming implements and machinery.		Horses.	Mules and Asses.	Milch Cows.	Working Oxen.	Other Cattle.	Sheep.	Swine.	Value of All Live Stock.	WHEAT.		Rye.	Indian Corn.	Oats.	Barley.	Buckwheat.	Rice.	Tobacco.
		Wood-land.	Other unimproved.												Dolls.	Dolls.							
1	2	3	4	5	6	7	8	9	10	11	12	13	14	15	16	17	18	19	20	21	22	23	24
Wilson John E	200			6000	175		10	5	5			25	1300		190		600	200					
Webb Harwick	50			2000			1	1					150				1000		200				
Thomas William	170			5100	200		5	1	4				8	800	400		1000	1200					
Gibson John H.	120			3600	100		6	2	2	2			15	1000			1000	100					
Avery Samuel	80	20		1800	150		21	2	1	2	2		4	900			2000	200					
Boalgon Andrew	157	60		4000	100		5	6		4	10		13	800	190		300	300					
Cay Brock	160	20		1600	50		3	2	1	2	9		5	15	650	40		600	400				
James John S.	80			2400			2	5		16				5	800	200		1000	1200				
Bailey William L.	87	20		3000	100		1	3	4	22			40	1000			600	1800					
Sullivan Dennis	120	40		4800	1205		6	2	3				5	15	800			1000					
Campbell Henry	37	40		2700	10			1	1		10			400			1300						
Reid James H.	90	100		5700	100		1	2	2	14			40	880	90		600	300					
Hassen Charles	40	20		1800	20		1	1						10	200	New Farm							
Glasgow James H.	130	150		12000	250	600	6	5	6	3			7	2000	800		1500	1000					
Thompson James F.	80	80	20	6000	100	40	6	1	4	3			50	835	130		600	600					
Warner Statia	100	160		4400	100		7	3	3	21	25		60	1900	150		1000	200					
Warner Charles	20	40		1800	20		2	2		3			15	460	New Farm								
Quincy Jonas	600			16000	1000	200	9	4	3	4	6		40	1660	1000		2500	1600					
Dixon Thomas M.	940			28200	350	100	10	4	6	13	30		75	1900	360		3200	1200					
Pickens William E.	160			4800	150		1	4	4	2			20	700			1200	800					
Smith Noah	150	130		8400	300		6	6		23			15	1300	500		800	600					
" William	50	50		3000	100		3	2					12	500	400		600						
" Joseph	40			1200	100		2	1					2	300	100		600	400					
" Harrison	43			1290	100		2	2	4	7			10	750	200		400	100					
Goshenour David	40	10		1500	100		4	2		5	24		41	750	340		100	480					
Gray Joseph	30			900			6	2					10	250	100		200	400					
Warner William	350	150		15000	1500		10	5		12	30		20	2000	400		1500	600					
Goatka Barney	110	20		3900	200		5	4		7			5	500	400		300	100					
Rothgeb Benjamin	80	20		3000	200		4	2						500	600		300	400					
Murphy John	40	16		600			4	1		1			10	600	New Farm								
Carley Newton	80	20		3000			3	2		5	11		500	40		1000	600						
Carley Jasper	80	20		3000			2	3		2			10	450	40		1000	400					
Cherry William	40	40		2400			5	3		3			11	750	300		1000						
Henderson Jackson	140	20		4800			4	2					15	600	350	100		300					
Arnold James	110	90		6000	150	360	4	7	4	7	60		30	1500	550		1000	400	60				
Bradley Robert L.	540	180		25000	500	300	8	3		7	100		60	1300	400		2500	600					
Webber John	40			1200			2	1					10	300			300	800					
Eubank Ashley	120	100		6600	200		4	1	5	2	6		10	20	800	400		600	200				
Daniel Jesse	200	120		9600	200		4	2					35	750	80		1400	400					
Edwards Thomas	40	20		480			1	1					4	100			150	300					

5.70 6.60 60 21880 6700 2350 166 44 112 25 229 214 562 5325 8650 1000 34950 16360 260

SCHEDULE 3.—Productions of Agriculture in *Kelly Township*, in the County of *Casper*

Post Office: *Ottumville*



1	ACRES OF LAND.			PRESENT CASH VALUE.		7	LIVE STOCK, JUNE 1, 1870.								PRODUCE DURING THE YEAR							24		
	2	UNIMPROVED.		5	6		8	9	10	11	12	13	14	15	WHEAT.		18	19	20	21	22		23	
		3	4												Spring.	Winter.								
No.	No.	No.	Dolls.	Dolls.	Dolls.	No.	No.	No.	No.	No.	No.	No.	Dolls.	Bush.	Bush.	Bush.	Bush.	Bush.	Bush.	Bush.	Lib.	Lib.		
Morre James A.	40	40		1600	50		7	4	2	5	100	30	1200					400						
" George	100	60		3200	75		6	1	5	19	17	22	1500					600	400					
" Thomas	60	30		1600	100		4	2	3	2	6	100	15	1200				600	400					
Hepler Elias	15	25		1000	100	100	2		3		2		35	600				New Farm						
Chilton John J.	70	90		4800	250	1000	8	7	5		10	80	80	2700			900	800	300					
Robertson Charles S.	20			600	25		2		3				30	450				400						
Garrett William	15	75		600	100		2	1	3		3	20	31	600				New Farm						
Smith Anderson H. S.	40			2100	70		3	2	2	2	4		30	750				600	250					
Garrett John W.	40			1200	75		4		2				15	600		150		600	400					
McCulloch John M.	60	130		3800	200		4	1	8	2	7	30	30	1100		311		1000	200					
Green George A.	60	211		2400	511		5		3				2	650		311		1000	340					
Cullers Francis J.	100	50		1500	200	200	3		4		5	40	800		180		1000	1000						
Cane John R.	100	50		1500	200	200	1		2		6	40	500		180		1000							
Yants William	20	40		1800					2		2		15	250				1000						
Wards John	150	110		7800	100		12	1	5		3	60	50	1750		140		800	100					
Stinger Jeremiah S.	100			3000		600	3		3				13	500		300		1500	800					
Seamer Milo	50	40		2700	150	200	2		3		8	10	500		90		200	400						
Spayde Aaron	50	40		2700	150		2		2		4		12	400		100		400	400					
O'Connell William	60	20		2400			100	3		4	2		12	700		300		600	400					
Culler Luther M.	120	40		1800	250	200	3		2		11		36	750		250		500	800					
McBride William M.	100	20		3600	250	200			2	2			16	400		300		500	500	16				
Cane Jacob	240	90		9900	250	100	4		2		2		30	700		250		1100	1200					
Green John	55			1650	25		3		2		1		20	500		100		500						
Cole Augustus W.	120	40		1800	150	340	3	3	3		3	7	120	1500		150		400	800					
Drollius Robert	90			2700	150	360	5	2	4		5	10	15	1300		50		600	400					
Good Luke A.	160	40		6000	100	360	5	6	3				50	1450				900	400					
Jobey William	40			1200	20				1					150		100		600	400					
Shelton John	30			900	211		1	1	3		2		18	400		100		400	400					
Hood John S.	20	5		750	20		4	1	1		1		18	400				200						
Welleman Theron	70	170		4200	150	500	4	5	3		11		12	1200				1000	400					
Hodgels William H.	65	15		2400	100	100	4		2				7	12	600		300		600	600				
Maurry Jacob	50	50		2000	50		9		2				20	1100		100		800	200					
Drollius Lewis	30	50		2400	100	50	7	1	5		4	20	50	1250		230		400	300					
Dwyer Sydney	45	35		2000	100		3		3				25	600		50		100						
Morris Hugh	15			450			1		2				14	300		30		100						
Smiley De Salt	70	30		2000			3		3				25	600		50		600						
Dwyer Hugh	200	200		12000			6	4	6		20	30	30	1750		300		600	150					
Martin William G.	25	15		1000					1	2			16	200		100								
Waver John	50	40		2700			4		2		2		24	500		320		100						
White Hartley	100	100		6000			5		50		5	16	30	900		200		300	1000					

2835 1744 126450 3250 4510 244 44 18 14 153 490 1544 33200 5180 22800 12940 14

State of *Missouri*, enumerated by me on the *3rd & 4th* day of *August*, 1870.

John M. Stee, Ass't Marshal.

YEAR ENDING JUNE 1, 1870.

Cotton.	Wool.	Pean and Beans.	POTATOES.		Orchard products.	Wine.	Produce of Market Gardens.	DAIRY PRODUCTS.			SEED.				SUGAR.			BEES.		Forest products.	Value of Home Manufactures.	Value of animals slaughtered or sold for slaughter.	TOTAL VALUE.						
			Irish.	Sweet.				Butter.	Cheese.*	Milk sold.	Hay.	Clover.	Grass.	Hops.	Hemp.	Flax.	Flax-seed.	Silk cocoons.	Maple.					Cane.	Molasses.	Wax.	Honey.		
Bales (450 lbs.)	Lbs.	Bush.	Bush.	Bush.	Dolls.	Gallons.	Dolls.	Lbs.	Lbs.	Gallons.	Tons.	Bush.	Bush.	Lbs.	Tons.	Lbs.	Bush.	Lbs.	Hbds. (1,000 lbs.)	Gallons.	Lbs.	Lbs.	Dolls.	Dolls.	Dolls.	Dolls.			
25	26	27	28	29	30	31	32	33	34	35	36	37	38	39	40	41	42	43	44	45	46	47	48	49	50	51	52		
	400		5	5	25			150																	20	160	650		
	50							250																		90	430		
	400		10					150																		75	800		
								100																			575		
	400				100			250																150		450	3000		
								100																	200		180	400	
								100																			240	350	
			30	2				100																200			375	650	
			20	5				100																			150	800	
	100			20	20			150																			240	1000	
			20					250			10													650			75	900	
			15					100																			165	1300	
			15					100																			165	1100	
								100																				550	
	240				20			257			20													150		270	2000		
			50					100			15															400	2000		
				10	10			100			15																45	850	
				4				100			15																135	700	
								50			15																120	1100	
			30					100			7																120	1100	
			60		10			50			3										5						150	900	
			60		50			100			18										10			300			165	2000	
			40					50													20						90	550	
								100			5																400	1050	
	50		10		50			150																	50		130	850	
			20		15			50																			300	1025	
			25																										500
			20					100																				135	575
								50																			90	250	
			15		20			100																				75	1150
	30		10		30			50																					700
			35					50																			5	90	950
	80		20					250																			5	240	980
								100																				60	350
			10					100																				45	200
			5					100			10																	75	550
	100							200																				120	1050
								50																				5	200
																												10	500
	50		100		100			250			10																	140	1150
	1900		645		44	460		4100			143																5	5000	3600

* This will include only such cheese as is made upon the farm. Milk sent to cheese factories will be regarded as milk sold off the farm.

SCHEDULE 3.—Productions of Agriculture in Kelly Township, in the County of Cooper
 Post Office: Chenillo



1	ACRES OF LAND.			PRESENT CASH VALUE.		7	LIVE STOCK, JUNE 1, 1870.							15	PRODUCE DURING THE								24													
	Improved.	UNIMPROVED.		Of farm.	Of farming implements and machinery.		Total amount of wages paid during the year, including value of board.	Horse.	Mules and Asses.	Milk Cows.	Working Oxen.	Other Cattle.	Sheep.		Swine.	WHEAT.																				
		Wood-land.	Other unimproved.													Dolls.	Dolls.	Dolls.	No.	No.	No.	No.		No.	No.	No.	Dolls.	WHEAT.		Rye.	Indian Corn.	Oats.	Barley.	Buckwheat.	Rice.	Tobacco.
																												Spring.	Winter.							
No.	No.	No.	Dolls.	Dolls.	Dolls.	No.	No.	No.	No.	No.	No.	No.	Dolls.	Bush.	Bush.	Bush.	Bush.	Bush.	Bush.	Bush.	Lbs.	Lbs.														
1	16			480	100		11					30	450				1400	200																		
2	120	80		6000	100	500	3	6	6	12	12	36	1400		130		1400	600																		
3	150			3600	100		7		6	10	35	50	1200			800																				
4	40	20		1500		150	2		1			20	350			200	350																			
5	240	40		8400	150	800	4	10	2	20		40	1700		300		2000	800																		
6	80			2400	100		7	3	4	7	35	25	1500		1000	200	400																			
7	100	120		3300	25	360	3	2	1			13	600		25		1500	200																		
8	80	30		3300					1				600				800	800	50																	
9	20	140		4800			11		2				6000				New Farm																			
10	60	20		2400				2	2			10	1100				100	1000																		
11	200	440		13200			6	3	6	20	120		1500				1100	1600																		
12	40	50		1500			2						300				New Farm																			
13	60	40		3000	100		4	2	3			25	700		100		600	1100																		
14	100	60		4800			6	2	4			130	2500		400		1000	800																		
15	70	70		4200	100		5	2	4	20		50	1530		400		1000	800																		
16	40	20		1800	25		2		2	5	15	10	470		150		300	400																		
17	200	120		9600			6	4	3	20		50	1750		300		2500	1600																		
18	40	20		1800				2	3	6		50	675		100		400	200																		
19																																				
20																																				
21																																				
22																																				
23																																				
24																																				
25																																				
26																																				
27																																				
28																																				
29																																				
30																																				
31																																				
32																																				
33																																				
34																																				
35																																				
36																																				
37																																				
38																																				
39																																				
40																																				
	1600	1240		76380	800	1610	72	35	47	6	120	358	446	16615	2905	20	17400	0650	50																	

State of Illinois, enumerated by me on the 5th day of August, 1870.

J. C. Smith, Ass't Marshal.

YEAR ENDING JUNE 1, 1870.

Cotton.	Wool.	Peas and Beans.	POTATOES.		Orchard products.	Wine.	Produce of Market Gardens.	DAIRY PRODUCTS.			SEED.			Hops.	Hemp.	Flax.	Flax-seed.	SILK cocoon.	SUGAR.			BEEH.		Forest products.	Value of Hono Manufactures.	Value of animals slaughtered or sold for slaughter.	TOTAL VALUE.	
			Irish.	Sweet.				Butter.	Cheese.*	MILK sold.	Hay.	Clover.	Grass.						Maple.	Cane.	Molasses.	Wax.	Honey.					Dolls.
(450 lbs.)	Lbs.	Bush.	Bush.	Bush.	Dolls.	Gallons.	Dolls.	Lbs.	Lbs.	Gallons.	Tons.	Bush.	Bush.	Lbs.	Tons.	Lbs.	Bush.	Lbs.	Lbs.	Hds. (1,000 lbs.)	Gallons.	Lbs.	Lbs.	Dolls.	Dolls.	Dolls.	Dolls.	
25	26	27	28	29	30	31	32	33	34	35	36	37	38	39	40	41	42	43	44	45	46	47	48	49	50	51	52	
	40		15																							75	870	
	50		35		200			300	300												5	45	100	100	225	1125		
	150		20					300	300																	220	800	
								50	50																	30	400	
			20					300	300		30																240	2300
	150		30		10			250																		40	225	1470
								50																			30	1000
								50																				800
								100																				700
								100																			30	800
	400		40					150																			220	3000
																												300
			30					150																				450
	520		50																								160	1700
								100																			120	1600
	40																										50	700
			50					150			40																50	2900
			30					100																			50	625
✓	✓	✓	✓	✓	✓	✓		✓			✓									✓					✓	✓	11350	

* This will include only such cheese as is made upon the farm. Milk sent to cheese factories will be regarded as milk sold off the farm.

State of Missouri, enumerated by me on the 18th 19th & 20th day of July, 1870.

A. H. Allison, Ass't Marshal.

YEAR ENDING JUNE 1, 1870.

	YEAR ENDING JUNE 1, 1870.																										TOTAL VALUE.				
	COTTON.		PEAS AND BEANS.			POTATOES.		ORCHARD PRODUCTS.			WINE.	PRODUCE OF MARKET GARDENS.		DAIRY PRODUCTS.			SEED.			SUGAR.					BEES.		FOREST PRODUCTS.		VALUE OF HOME MANUFACTURES.	VALUE OF ANIMALS SLAUGHTERED OR SOLD FOR SLAUGHTER.	ESTIMATED VALUE OF ALL FIRM PRODUCE ON HAND AND ADDITION TO STOCK.
	Bales (50 lbs.)	Lbs.	Bush.	Bush.	Bush.	Dolls.	Gallons.	Dolls.	Lbs.	Lbs.	Gallons.	Tons.	Bush.	Bush.	Lbs.	Tons.	Lbs.	Bush.	Lbs.	Lbs.	Hhds. (1,000 lbs.)	Gallons.	Lbs.	Lbs.	Dolls.	Dolls.	Dolls.	Dolls.			
	25	26	27	28	29	30	31	32	33	34	35	36	37	38	39	40	41	42	43	44	45	46	47	48	49	50	51	52			
1				25					50			10														8		300			
2				45					50																	70	150	600			
3		125		200	12	25			300			35	5												160	711	1700				
4		80	4	10		15			100																80	22	75	100	550		
5		120							100													25			25	40	200	900			
6		67		10					80																25	40		280			
7				9					60																		120	200			
8				20					50																		75	500			
9				15					200																	10	42	40	400		
10		60		80		15			160			12													11		115	550			
11				30		30			250																		260	380			
12		26		10					80			1															16	125	200		
13		5		10					100			1													100			420			
14									200																		55	900			
15		14		20					100			1														20	125	150			
16		28		20					180			2															80	150	320		
17		10							180																		75	300			
18		12		13					200																		120	150			
19		40		15					100			1															135	850			
20				70	10				250																		200	2300			
21				200		40			250			2															320	900			
22				100		100			300			15														1	1,000	1,100			
23						25			180			1															30	655	700		
24				20					160																		20	30	900		
25		120				15			140			1															200	125	310		
26		120				50			180			1															200	525	830		
27				20					130																		65	140	550		
28				18					130																			75	900		
29		60		10		40			100																			150	760		
30		80	1	15					300			12																4000	540		
31		13		20		40			130			30															15	4	35	200	510
32				10					100																			18	24	120	
33				12	4	20			200			15																		320	
34				100					150																				75	520	
35		70		10	20				100			34																	6900	10,200	
36				10		25			100			2																	150	320	
37		70		50	10	20			350			10																	3100	4,125	
38									120																				40	250	
39				20	10				140			12																	300	700	
40		10		12					180																				15	250	1200
	1080		5	1014	56	500			6250			198		5																	

* This will include only such cheese as is made upon the farm. Milk sent to cheese factories will be regarded as milk sold off the farm.

28335

SCHEDULE 3.—Productions of Agriculture in La. Mine Township, in the County of Cooper, in the Post Office: Boonville

Name of Agent, Owner, or Manager.	ACRES OF LAND.			PRESENT CASH VALUE.		Total amount of wages paid during the year, including value of board.	LIVE STOCK, JUNE 1, 1870.							PRODUCE DURING THE YEAR.										
	Improved.	UNIMPROVED.		Of farm.	Of farming implements and machinery.		Horses.	Mules and Asses.	Milch Cows.	Working Oxen.	Other Cattle.	Sheep.	Swine.	Value of ALL live stock.	WHEAT.		Rye.	Indian Corn.	Oats.	Barley.	Buckwheat.	Rice.	Tobacco.	
		No.	Wood-land.												Other unimproved.	Dolls.								Dolls.
1	2	3	4	5	6	7	8	9	10	11	12	13	14	15	16	17	18	19	20	21	22	23	24	
1 Jas. P. Allin	30	10		4100	50		2	2	1		7	220		40		250	100							1
2 Eli J. Garrett	4	16		200	15	10	1					23	140			300								2
3 Thos Collins	140			2800	150	50	3	4	2			16	680	130		150	350							3
4 S. B. Latspeich	120	200		6400	250		5	1	1	30	15	410		220		500	50							4
5 A. J. Knustald	20	60		1200	15	100	4	1	2	1	7	500				250	20							5
6 W. Walker	20	60		1200	15		4	1	2	1		7	500			200	100							6
7 J. H. Koyling	80			1600	125	100	5	1	3	1		20	550	400			60							7
8 Jacob Park	3	3		100			3	3	1	9	20	60	500	144		1000	210							8
9 E. Rimmors	2	2		2			2	2	2	28	250	36	300	200										9
10 J. H. Koyling	1	1		8			1	1	1	14	140	43	200											10
11 J. M. Daugherty	250	350		19000	150		2	2	2	2		6	450	11		1500	50							11
12 J. M. Mahan	60	80		1800	125		4	3	9	35		44	450	300		300	50							12
13 G. H. Koyling	60	100		2600	50	10	3	1	2			14	400			250								13
14 J. H. Reid	50	110		6000	100		3	1	3			12	380	165		300	200							14
15 Warren Davis	3	1		25	296		3	1	25	296		70	150			300						300	15	
16 A. H. Smith	60	370		3000	125	550	5	3	4			30	510	450		1000	40							16
17 E. M. Mahan	60	40		1400	100	100	1	1	2	1	8	25	290	420		500	50							17
18 G. H. Quick	80	70		3000	225	100	4	7	7	16	31	20	700	6500		720	50						50	18
19 J. S. Chute	70			2000	150	150	2	1				21	250	212		650								19
20 W. P. Holmes	100	300		10000	100	100	6	2	3	3	30	51	980	400		500	200							20
21 J. M. Kincheloe	30	80		3000	25		4	2	3			17	32	800	70		500	50						21
22 J. H. Reid	50	45		3500	75	100	7	3	2	10	30	30	1000	180		400	200							22
23 J. H. Reid	21	40		1500	125	12	1	2			20	240	1100			300								23
24 J. H. Reid	30	114		2800	25		5	2	1		12	350	300			500	200							24
25 J. H. Bailey	18	142		2800			2					180				1000								25
26 J. F. Evans	20	20		1600	100		3	2	2		23	600												26
27 Allen Kolin	160			2000	50		4	2	1	2	10	8	500			1000								27
28 J. H. Case	40	40		2400	125	60	4	2	2	4	14	17	600	437		300								28
29 Robert Hann	200	180		6500	200	350	12		7	8	60	20	1400	2		2500	1000							29
30 J. H. Harris	120	103		7000	200	500	7	3	4	7		50	1000	740		1500	300							30
31 J. Townsend	300	140		8000	200	500	15	15	8	14	100	90	3200	500		750	400							31
32 W. Davis	14			280	18	40	4	2			7	450				750								32
33 R. Garrett	2	1		2	1	2	2	1	2	7	300	30	400									30	33	
34 Saml Collins	240	270		15000	300	300	7	5	3	2	12	32	20	1500	916		2000	100						34
35 Gilard Collins	1	1		2	11	2	11	21	200	59	200	7	25										25	35
36 Taylor Galt	10	70		1000	20		2					180		10		250								36
37 Virginia Hoke	40	60		2000	120		3	1	1		10	280	200			650	90							37
38 Robert Reid	10	30		1000	20		2	3			30	250	40			120							50	38
39 W. Harris	400			12000	200	200	11	4	5	17	13	50	1700	480		1400	300							39
40 Guy Root	17			570	25		1					40		100		900								40
		2909	3090	12970	3608	2202	108	51	85	8	113	409	731	2350	11	13208	24360	4536						405

State of Missouri, enumerated by me on the 21st 22nd 23rd day of July, 1870. W. H. Allison, Ass't Marshal.

YEAR ENDING JUNE 1, 1870.

	YEAR ENDING JUNE 1, 1870.																								TOTAL VALUE. Estimated value of all farm production including but-ter, eggs and addi-tion to stock.								
	Cotton.		Wool.		Peas and Beans.		POTATOES.		Orchard products.		Wine.		Produce of Market Gardens.		DAIRY PRODUCTS.			SEED.			SUGAR.			BEES.		Forest products.		Value of Items Manufactured.		Value of animals slaughtered or sold for slaughter.			
	Bales (450 lbs.)	Lbs.	Bush.	Bush.	Bush.	Dolls.	Gallons.	Dolls.	Lbs.	Lbs.	Gallons.	Tons.	Bush.	Bush.	Lbs.	Tons.	Lbs.	Bush.	Lbs.	Lbs.	Hhds. (1,000 lbs.)	Gallons.	Lbs.	Lbs.		Dolls.	Dolls.	Dolls.	Dolls.				
25	26	27	28	29	30	31	32	33	34	35	36	37	38	39	40	41	42	43	44	45	46	47	48	49	50	51	52						
1			9		30			100													8	1	15		25	100	350	1					
2			20					150													40	3	40		15	35	250	2					
3			16					100																		45	250	3					
4		100	10					100				2														85	600	4					
5			40					130													80				175	300	5						
6			10					80																		100	250	6					
7			15					200																		100	520	7					
8		76	10					125				2														35	150	850	8				
9			10					180																		20	75	280	9				
10								180																			170	280	10				
11			40		15			100														9				150	850	11					
12		100	25					150				3														200	600	12					
13			40		50			90																	15	150	250	13					
14			48					130																			220	450	14				
15			20					180																			250	350	15				
16		15	10		20			150																	45	200	1200	16					
17		200	30		20			150				4														415	1050	17					
18			40					200													20			25	50	1000	18						
19		50	10		100			250																15	820	1320	19						
20		36	40	5	20			180																		275	1000	20					
21		78		6	35			100				7													20	275	600	21					
22			40	2				120																10	80	508	22						
23								100													20		50		100	350	23						
24			40					180																		100	600	24					
25			10					100																		200	700	25					
26			30					250																		200	250	26					
27		18						100																		60	580	27					
28		30	28	6	35			130				8									18		30	110	800	28							
29		240	100					250				20														400	1800	29					
30					100			380																		20	1100	2800	30				
31		400	100					250				28														698	1700	31					
32			20					200																		300	600	32					
33			9	4				80														16				100	350	33					
34		100	200		100			120				20										10				600	2700	34					
35		35	50					100														9				25	150	300	35				
36			14					100														5				60	150	36					
37			6		10			200				7														150	650	37					
38			25	8				150																		25	20	20	150	350	38		
39		30	15	10				200																			300	1550	39				
40			30					100																			60	600	40				
	1560		434	41	595			6195				93														225	4	80	210	240	8890	29980	1

* This will include only such cheese as is made upon the farm. Milk sent to cheese factories will be regarded as milk sold off the farm.

1152

State of *Missouri*, enumerated by me on the 23rd & 24th 1870, day of *July*, 1870.

H. H. Miller Ass't Marshal.

YEAR ENDING JUNE 1, 1870.

Cotton.	Wool.	Fens and Penns.	POTATOES.		Orchard products.	Wine.	Produce of Market Gardens.	DAIRY PRODUCTS.			SEED.			SUGAR.			BEES.		Forest products.	Value of Home Manufactures.	Value of animals slaughtered or sold for slaughter.	Estimated value of all farm produce, including bet-terments and addi-tions to stock.	TOTAL VALUE.							
			Irish.	Sweet.				Butter.	Cheese.*	Milk sold.	Hay.	Clover.	Grass.	Flax.	Flax seed.	Silk cocoons.	Maple.	Cane.						Molasses.	Wax.	Honey.	Dolls.	Dolls.		
Bales (450 lbs.)	Lbs.	Bush.	Bush.	Bush.	Dolls.	Gallons.	Dolls.	Lbs.	Lbs.	Gallons.	Tons.	Bush.	Bush.	Lbs.	Tons.	Lbs.	Bush.	Lbs.	Hhds. (1,000 lbs.)	Gallons.	Lbs.	Lbs.	Dolls.	Dolls.	Dolls.	Dolls.				
25	26	27	28	29	30	31	32	33	34	35	36	37	38	39	40	41	42	43	44	45	46	47	48	49	50	51	52			
			30	15				85															100	255	1000	1				
	100		50		10			75															70	35	200	350	2			
			50					100															350		100	800	3			
	125		30		100			100													35				200	2780	4			
			40		50			75																	80	1700	5			
	200		150		105			100			20												187		1222	4000	6			
			10					200			2												200		150	650	7			
			20					180																	70	100	8			
			8		50			80																	100	520	9			
	50		30		50			50																		320	10			
	50		30		50			50															100		200	400	11			
			7					200																	50	200	12			
			100					230																	100	1120	13			
			35					80																29		50	14			
			25					100																	30	100	15			
			10					80																80		85	16			
			60					200															42	2540	10	175	300	17		
	120		100		20			250																	25	400	550	18		
	4		20					280																	80	500	19			
			12					100																	200	100	20			
	200		200					400			30													250	1150	1500	21			
	140		100					280																250		480	22			
			50					250																		800	23			
	24		25		10			100																	70	20	200	800	24	
			5	6				200			1															165	180	25		
			25					150																			500	26		
			20		75			75			6															125	400	27		
	6		50					250																		40	550	28		
			30					100																		75	450	29		
								55																			50	30		
			10		15			55																		150	500	31		
	200		50					250			15															350	1400	32		
	4		50					50																			300	33		
	20		50	5	600			100			6														1000	330	2000	34		
	13		100					100																	50	50	500	35		
			150					100																		20	100	140	700	36
			3					100																			40	300	37	
	3		50					50																		85	125	500	38	
			90		25			100			1																90	600	39	
			20					100																				300	40	
	1219		1595	26	1160			5450			51														611	125	2706	90	6642	27935

* This will include only such cheese as is made upon the farm. Milk sent to cheese factories will be regarded as milk sold off the farm.

SCHEDULE 3.—Productions of Agriculture in La Mine Township, in the County of Cooper, in the
 Post Office: Bonville

1	Name of Agent, Owner, or Manager.	ACRES OF LAND.			PRESENT CASH VALUE.		Total amount of taxes paid and assessed, including value of board.	LIVE STOCK, JUNE 1, 1870.								PRODUCE DURING THE										
		UNIMPROVED.			Of farm.	Of farming implements and machinery.		Horses.	Mules and Asses.	Milch Cows.	Working Oxen.	Other Cattle.	Sheep.	Swine.	Value of all live stock.	WHEAT.		Rye.	Indian Corn.	Oats.	Barley.	Buckwheat.	Rice.	Tobacco.		
		Improved.	Wood land.	Other unimproved.												Dolls.	Dolls.								No.	No.
2	3	4	5	6	7	8	9	10	11	12	13	14	15	16	17	18	19	20	21	22	23	24				
1	Jos. Smith				10			1	1			1	4	200				100							1	
2	Al. Turley	30	78		11400	150	25	9	3	6		2	20	15	1800		300		300						2	
3	Thos. B. Gibson	50	260		5500	135	150	3	4	6		2	12	15	800		300		500	15					3	
4	Stangard Webb	100	100		5500	300	20	2	3	7		12	20	80	100		220		750	100					4	
5	N. A. Redman	80	80		4000	150	80	3		2				3	400										5	
6	Dave Castleman	200	295		10000	500	500	20	8	6		12	100	70	2000		725		1000	500					6	
7	H. Kuyekelhan	310			9000	10		4		3		4	130	20	700		Didn't farm last year									7
8	Wm. Harris	65	65		4000	100	50	2	1	3		2		28	380		192		500	20					8	
9	Harrison Mills											1	1	3	80				110						9	
10	Jas. Turley	50	179		1500	150	35	1	1	1				10	200		140		200						10	
11	Morris Spuster	70	106		2900	100	30	6	1	4		6	9	60	800		120		200						11	
12	Milton Turley	120	240		7200	200	250	10	3	6		8	13	50	1200		380		1600	500					12	
13	Jeny Harndon	190	214		5000	150	200	3	2	6		7	70	60	500		200		1100	200					13	
14	Wilson Cary							2						7	200		100		500	80					14	
15																									15	
16																									16	
17																									17	
18																									18	
19																									19	
20																									20	
21																									21	
22																									22	
23																									23	
24																									24	
25																									25	
26																									26	
27																									27	
28																									28	
29																									29	
30																									30	
31																									31	
32																									32	
33																									33	
34																									34	
35																									35	
36																									36	
37																									37	
38																									38	
39																									39	
40																									40	
		1265	1567		62000	1945	1340	65	26	50		55	344	418	8280		2717		6690	1475						

SCHEDULE 3.—Productions of Agriculture in Lebanon Township in the County of Cooper

Post Office: Ottoville



Name of Agent, Owner, or Manager.	ACRES OF LAND.			PRESENT CASH VALUE.		Total amount of wages paid during the year, including value of board.	LIVE STOCK, JUNE 1, 1870.									PRODUCE DURING THE								
	Improved.	UNIMPROVED.		Of farm.	Of farming implements and machinery.		Horses.	Mules and Asses.	Milk Cows.	Working Oxen.	Other Cattle.	Sheep.	Swine.	Value of all live stock.	WHEAT.			Indian Corn.	Oats.	Barley.	Buckwheat.	Rice.	Tobacco.	
		Wood-land.	Other unimproved.												Spring.	Winter.	Rye.							
		No.	No.												Bush.	Bush.	Bush.							Bush.
1	2	3	4	5	6	7	8	9	10	11	12	13	14	15	16	17	18	19	20	21	22	23	24	
Walker Alexander	80	40		2400	120		2	2	6		16	400												
Rice Charles E.	160	640	20	16000	100	100	4		6	10		30	1000		80		1000	300						
Allen James	11	2		1000			3	4	3	8	2	450			40		100	100						
Hansom Ely J.	50	45		2700				2				50			30		350	200						
Bagwell William	100	6		3000	150	150	3	2	4	5		16	675		30		1000	250		10				
Butler William R.	8	9		1000	50		1	1	2			8	400											
Smith George W.	180	716		30000	850	40	12	6	20	60	50	3100			1200		1500	400						
Byler Jacob	40	40		1600	100	30	1	1	1	2	2	18	7	500		200		1000						
Hemaway Amos	15			1550			1	1	1			18	400					200						
Graham Thomas	30	20		1400	175	500		2	3			3	400		95		500							
Logan James	25			1250	55	150	1		1			1	50				400							
Kell Samuel	11	46		1250	95	10	1					1	120				275							
Norton William	9	111		1000		175				1	7	8	100				150							
Harlan Jeremiah	130	227		5350	100	80	5	2	4	30	20	40	1150		150		750							
Nancy Jeremiah	200	200		4000	200	200	6	5	6	20	10	50	1300		300		300							
Neal John M.	40			2000	200	200	7		5	18	65	38	1575				900	450						
Neal D. Rice	45	235		4200	50	50	2	4	1	12	40	30	1030		70		150							
Neal Samuel	60	140		4000	100		2	2	5			5	60	1000				1750	300					
Alverson Nelson	35	23		1200	100		3	1	1	4		20	700		100		500	300						
Lehrie James N.	200	120	40	8000	150	150	5	4	4	12		50	1200		500		700	400						
Harlan George	85	115		7000	100	500	1	11	2	40		30	2500		500		1000							
Saunders Samuel H.	40	80		3000	100	100	2	3	3	2	3		25	530		400		200	120					
Neal James C.	30	130		2400	100		2	1				23	300		50		200							
Dasby John W.	50	15		1000	50		1		2	2			10	250				500						
Neal Amanda	12	30		500	50		2	2	2	2			2	400				200	100					
Swearingen Samuel	55	65		2400	120		3	3	3			6	12	800		200		400						
Burke Richard	30	90		1500	100		2	1	3	4	4	20	35	700		240		300						
Wilkinson Robert B.	40	80		2000	100	50	2		2	16	15	32	600		200		500	75						
Parker James M.	25	25		1500	100	50	2		3	3			300		50		200	100						
Wilkinson Perci W.	60	50		3000	100	200	3	2	4	9	12	6	1150		250	40	300	50						
Byron Susan	15	25		800	50			2	1	3			4	200				600						
Gallivan Daniel	24	11		750	100		2	1	3			4	10	450		90		100						
Neal William C.	30	50		1000	150		3		2	2	6	7	500		20		250							
Nichols Benjamin	35	40		1600	100	50	2	2	5	7	12	13	800		60		500	150						
Travillion Thomas M.	75	51		3000	100	50	4		11	13		40	800		150	100	500	200						
Darbin Samuel	20			1000	100		1		1	2			1	200				100						
McMillin William	12	8		400	100		3		2				8	450				50	50					
Shirley Robert	40	200		4400	100	1150	4		2	1	11	25	650		30		100							
McMillin Robert D.	70	90		4000	100	100	2		2	3		6	350		300		600	100						
Phillips Abraham	30	40		1500			4		6	4			8	650		100								

Handwritten totals and corrections at the bottom of the page, including a large number '28150' and other numerical figures.

State of Michigan, enumerated by me on the 13th day of June, 1870.

John M. Steele, Ass't Marshal.

YEAR ENDING JUNE 1, 1870.

Cotton. Bales (450 lbs.)	Wool. Lbs.	Peas and Beans. Bush.	POTATOES.		Orchard products. Dolls.	Wine. Gallons.	Produce of Market Gardens. Dolls.	DAIRY PRODUCTS.			SEED.			SUGAR.			BEER.		Forest products. Dolls.	Value of Home Manufactures. Dolls.	Value of animals slaughtered or sold for slaughter. Dolls.	TOTAL VALUE. Dolls.									
			Irish. Bush.	Sweet. Bush.				Butter. Lbs.	Cheese.* Lbs.	Milk sold. Gallons.	Hay. Tons.	Clover. Bush.	Grass. Bush.	Hops. Lbs.	Hemp. Tons.	Flax. Lbs.	Flax-seed. Bush.	Silk cocoon. Lbs.					Maple. Lbs.	Cane. Hhds. (1,000 lbs.)	Molasses. Gallons.	Wax. Lbs.	Honey. Lbs.				
25	26	27	28	29	30	31	32	33	34	35	36	37	38	39	40	41	42	43	44	45	46	47	48	49	50	51	52				
																											400				
			20	10				100																			100	2000			
	17		15					70																			50	275			
			45																									280			
			100		50						11																775				
			20																								50	300			
	120		20		100			200			2													60	240	160	1300	4800			
	35		40		80																					70	150	1200			
			100		20																						50	270			
																											120	520			
			300	20			20				7	7															110	500			
			100	50			50																		15	50	350				
	50		20					100			1										30						300	850			
	30		50		20			100			30													200			400	950			
	250		150	200				100																			400	1300			
	100		20					50																		30	150	680			
			50					300			3													100			150	850			
			100	50	30			100			15																125	850			
			40		100			500			20													200			400	1900			
					100			100			10																200	1450			
					30			200																			180	655			
	50		20		10																				50			250			
			50		150			50																			100	400			
								200																	30	50	50	300			
	20	20	50	15	10			150																	20	150	150	600			
								300																	80	100	100	780			
	40		50		10			50																			300	825			
			20	10				150																			50	375			
	25		20	10	100			150			6														45	15	175	950			
								50																			100	400			
	15		80					150			3															20	50	350			
	20		20					50			3																100	275			
	40		10	10	50			150			2														150		300	800			
			75	20	20			250			4																250	800			
			700	10				100																			50	450			
	15		20					50			2																	250			
	50							100			4																1750	15	950		
			100					100			2																500	50	950		
			50					200			6																	50	300		
	10		25					100			1																	140	400		
550			200	110	880		70	4200			13																50	580	2545	6185	3150

* This will include only such cheese as is made upon the farm. Milk sent to cheese factories will be regarded as milk sold off the farm.

State of Michigan, enumerated by me on the 18th day of June, 1870.

J. Small State, Ass't Marshal.

YEAR ENDING JUNE 1, 1870.																									TOTAL VALUE.						
Cotton. Bales (450 lbs.)	Wool. Lbs.	Fens and Beens. Bush.	POTATOES.		Orchard products. Dolls.	Wine. Gallons.	Produce of Market Gardens. Dolls.	DAIRY PRODUCTS.			SEED.					SUGAR.			BEES.		Forest products. Dolls.	Value of Home Manufactures. Dolls.	Value of animals slaughtered or sold for slaughter. Dolls.	Estimated value of all other prop- erty, including bot- tomlands and addi- tions to stock. Dolls.							
			Irish. Bush.	Sweet. Bush.				Butter. Lbs.	Cheese* Lbs.	Milk sold. Gallons.	Hay. Tons.	Clover. Bush.	Grass. Bush.	Hops. Lbs.	Hemp. Tons.	Flax. Lbs.	Flax-seed. Bush.	Silk cocoons. Lbs.	Maple. Lbs.	Cane. Hhds. (1,000 lbs.)					Molasses. Gallons.	Wax. Lbs.	Honey. Lbs.				
25	26	27	28	29	30	31	32	33	34	35	36	37	38	39	40	41	42	43	44	45	46	47	48	49	50	51	52				
			200	10				150																		50	800	1			
	20		20					100			4														25	20	20	450	2		
			50					100			10										40				25		150	725	3		
			20					50																				400	4		
	50		100		100			200			4										20				150	25	100	850	5		
			40		10																						50	800	6		
			20					50			2																50	1000	7		
																												500	8		
																												100	9		
			40		100			200																			100	700	10		
	70		50					200			2																150	600	11		
								50			5																100	300	12		
			100	10				100			25																150	1500	13		
			30	30				150			6															75	150	1050	14		
								100			3																30	350	15		
	50		30	30	100			200			10															100	2000	1700	16		
								100			4																100	700	17		
								250																				150	950	18	
								200																				50	500	19	
	70		30					200																				550	900	20	
								200																				50	250	21	
	100		75	75	100			300			2															50	1000	400	2000	22	
	60		25	25	20			200			3																50	150	1200	23	
			10					50																				20	100	350	24
	100				50			200																				500	450	25	
	100		20	20				150			16																	1500	1200	26	
	100		30	10				250			20																	100	1200	27	
	30		30					100																				300	650	28	
	40		80					150																				150	1000	29	
			10					150																				15	50	150	30
	10		10					50																				15	150	450	31
								50																				150	350	32	
								100																				180	150	250	33
			20					150																				100	350	34	
	100							150																				200	550	35	
			10																									50	500	36	
			30	20				200			6																	750	2400	37	
			20	20				100																				30	650	38	
			40					150																				450	700	39	
			10	5				100																				150	550	40	
920			1180	255	390			5300			122									15					50	1150	305	80	9450	30075	

* This will include only such cheese as is made upon the farm. Milk sent to cheese factories will be regarded as milk sold off the farm.

SCHEDULE 3.—Productions of Agriculture in Lebanon Township, in the County of Cooper

Post Office: Otterville



Name of Agent, Owner, or Manager.	ACRES OF LAND.			PRESENT CASH VALUE.		Total amount of wages paid during the year, including value of board.	LIVE STOCK, JUNE 1, 1870.								PRODUCE DURING THE YEAR.										
	Improved.	UNIMPROVED.		Of farm.	Of farming implements and machinery.		Horses.	Mules and Asses.	Milch Cows.	Working Oxen.	Other Cattle.	Sheep.	Swine.	Value of all live stock.	WHEAT.			Indian Corn.	Oats.	Barley.	Buckwheat.	Rice.	Tobacco.		
		Wood-land.	Other unimproved.												Spring.	Winter.	Eye.								
	No.	No.	No.	Dolls.	Dolls.		Dolls.	No.	No.	No.	No.	No.	No.	Dolls.	Bush.	Bush.	Bush.	Bush.	Bush.	Bush.	Bush.	Lbs.	Lbs.		
1	2	3	4	5	6	7	8	9	10	11	12	13	14	15	16	17	18	19	20	21	22	23	24		
Beatty Byrd	8	32		200	50		3	1	1	2	1		9	250				100							1
Ramsay James	30	130		2000	100		1							100											2
Jennings Eliza J.	20	60		1600	25		1	1	1			15	13	300				200	100						3
Richards Lon	20	100		1000	20		5		3		3	12	20	500											4
Ramsay William	20	45		650	20			2	2			8	8	300											5
Lewis McDonald	24	56		800	75		2	1	1	2			6	300				200							6
Johnson Daniel	40	30		600	50		6		1		1		25	300											7
Richard James	20	20		400	25		1	2	1	2	1	10	3	350				300							8
Walt Melinda	12			300	50		3	2	3		3	21	4	400				100	50						9
Woolery Andrew	8	232		2400	50		3	1	2			3	7	300				100							10
Bidstrup Hermann	180	120		9000	300	500		23	2				40	2500	600	100	1500								11
Wark Jesse	65	90		2000	50		2	2	1			16	11	250				500	200						12
Edwards William P.	25	59		2400	125		3		4		13	14	25	900	300			750							13
Logan Richard	12	38		1300	100		2		2		1	6	4	200				200							14
Dally William	45	75		3000	50		12		5		5	20	30	1200	300			600							15
Clay Paul Reuben	40	70		3000	150		2		2		1		15	250	300			500	300						16
Morgan Watson	60	60		2000	150		2	2	1				3	600	300			600	300						17
Koontz Benjamin	28	7		3000	200		4		2		2	5	14	500				250							18
Newman Richard B.	40	120		3200	100	250	2	2	1		12	10	2	650		20		300	300						19
Patrick Elias	12	28		600	25		2		1	2	1	2	3	250				200							20
Wells George	10	30		600	20		1		1		1			150				200							21
Currin John	15	15		450	25				2		2	3	10	100	100			20							22
Jones Samuel D.	40	98		4000	100	100	3	6	3		4	20	15	850		70		300	200						23
Graves Ellen	75	85		3000	100		6	1	7	2	4	6	15	1000	100			1000	200						24
Neal William H.	10	30		600	20		2		2				1	250				300							25
Smith Brothers	90	70		3200	100		4	1	1	2				600		700		500	100						26
Wells Enoch E.	15	65		1600	20		2				1		2	200				200	200						27
Stebbs Green	60	100		4800	150		2	5	4		8	20	20	1100		150		1000	400						28
Cordry David W.	15	25		800	100		8		3	2	5	10	13	1000		25		300							29
Brown James	60			1200	20		13		3		2		20	1000				200							30
Shanklin Brother	150	90		7200	150		7	1		5	10	5	13	1200				1000	450						31
Graycraft Aaron	200	150		8000	300	400	7		4		10	15	20	1100		200		300	200						32
Allison Robert	60			3000	100		4		2				20	550				600	200						33
Stinson Thomas	40			1600	50		3	3				6	12	700				1000							34
Guthrie Thomas	80			2400	50		1	2	1				2	350		300		600	600						35
Williams James J.	80			2400	50		1		4				30	300		300			1500						36
Cutler John	200	400	60	8000	300	1000	6	12	8	2	50		20	2600		100		600	1500	600					37
Shad James W.	4			1200			4		2		4	25	10	550				150							38
Roady Daniel	120			3600	150	300	2	4	4		4		50	950		150		1000	800						39
Cordry Green R.	120			3600	50		4	2	10			16	25	1200		16		600	400						40

153 224 60 11000 3570 2550 130 76 47 21 149 268 565 2650 4031 100 270 8000 60

State of Maine, enumerated by me on the 21st day of June, 1870.

John M. Steele, Ass't Marshal.

YEAR ENDING JUNE 1, 1870.

Cotton.	Wool.	Peas and Beans.	POTATOES.		Orchard products.	Wine.	Produce of Market Gardens.	DAIRY PRODUCTS.			SEED.			SUGAR.			BEES.		Forest products.	Value of Home Manufactures.	Value of animals slaughtered for sale.	Estimated value of all farm production, including buttermilk and additions to stock.										
			Irish.	Sweet.				Butter.	Cheese.*	Milk sold.	Hay.	Clover.	Grass.	Hops.	Hemp.	Flax.	Flax-seed.	Silk cocoons.					Maple.	Cane.	Molasses.	Wax.	Honey.					
Bales (50 lbs.)	Lbs.	Bush.	Bush.	Bush.	Dolls.	Gallons.	Dolls.	Lbs.	Lbs.	Gallons.	Tons.	Bush.	Bush.	Lbs.	Tons.	Lbs.	Bush.	Lbs.	Hhds. (1,000 lbs.)	Gallons.	Lbs.	Lbs.	Dolls.	Dolls.	Dolls.	Dolls.						
25	26	27	28	29	30	31	32	33	34	35	36	37	38	39	40	41	42	43	44	45	46	47	48	49	50	51	52					
			30					50																		25	150	1				
																												1000	2			
	20		20		50			50																		50	300	3				
	40		30					150																		100	350	4				
	40		10					100													5	10				200	350	5				
								100			10															100	300	6				
																												250	7			
	20							100																		30	100	350	8			
	50		20					150																		50	150	350	9			
	10		20	15				100																		100	75	350	10			
			50		50			200			2																1000	2000	11			
	50				50			100																			75	450	12			
	50		75		60			150																			400	1050	13			
	30		10	10				100																		100	300	14				
	50							150			10															400	950	15				
					50			150			5															150	750	16				
								50			4															125	1050	17				
	10		50	15				100																	100	100	425	18				
	40		40					100			10																600	350	19			
			20																								150	150	20			
			50																								100	350	21			
	10		50					100																			50	300	22			
	100		50	10	50			150			6																75	750	23			
	30		10		100			200																	10	200	100	150	1150	24		
			40																										350	25		
																												50	1000	26		
			10		50			150																				15	300	27		
	100		10	20	100			100			10															50	150	150	40	200	1450	28
	20		15					200			2																	150	650	29		
			15					100																				50	750	30		
					50			200			12																	300	950	31		
	60		100		150			150			15																50	100	850	32		
			40	20				150			2																10	150	650	33		
	50		30																									150	600	34		
											10																			850	35	
			30					100																					650	36		
					150			850			20																	450	1400	37		
	100		30	10				150																				200	400	38		
					50			250																				240	1225	39		
	100		40		20			200			13																50	300	850	40		
	980				980			4950			131																		29200			

* This will include only such cheese as is made upon the farm. Milk sent to cheese factories will be regarded as milk sold off the farm.

State of Michigan, enumerated by me on the 25th day of June, 1870.

John M. Stute, Ass't Marshal.

YEAR ENDING JUNE 1, 1870.

YEAR ENDING JUNE 1, 1870.																							TOTAL VALUE.								
Cotton. Bales (50 lbs.)	Wool. Lbs.	Peas and Beans. Bush.	POTATOES.		Orchard products. Dolls.	Wine. Gallons.	Produce of Market Gardens. Dolls.	DAIRY PRODUCTS.			SEED.			SUGAR.				BEES.		Forest products. Dolls.	Value of Home Manufactures. Dolls.	Value of animals slaughtered or sold for slaughter. Dolls.	Estimated value of all farm produce... Dolls.								
			Irish. Bush.	Sweet. Bush.				Butter. Lbs.	Cheese.* Lbs.	Milk sold. Gallons.	Hay. Tons.	Clover. Bush.	Grass. Bush.	Hops. Lbs.	Hemp. Tons.	Flax. Lbs.	Flax-seed. Bush.	Silk cocoon. Lbs.	Maple. Lbs.					Cane. Hhds. (1,000 lbs.)	Molasses. Gallons.	Wax. Lbs.	Honey. Lbs.				
25	26	27	28	29	30	31	32	33	34	35	36	37	38	39	40	41	42	43	44	45	46	47	48	49	50	51	52				
	200		100		50			500																		600	2130	1			
			50	20				200																			250	650	2		
			30					150			1																105	250	3		
			20					50																			50	350	4		
			300																								50	250	5		
			20					50																			100	350	6		
			75	40	40			100																			200	500	7		
			30		40			100																					300	8	
	100		30		50			100			3														40	100		500	9		
								100																				150	600	10	
	100		20					200			3												50				150		1940	11	
								50			3																	50	600	12	
								100			2																		50	600	13
	20				25			200																		50	50		425	14	
								50																						350	15
	100		20					200																						850	16
			10					50																						300	17
	150		20		50			100			15																			850	18
	300		60		50			250			20																			2500	19
	50		15		100			100																						750	20
	50		30		50			150			10																			1650	21
	50							250			10																			1225	22
	80		10		40			100			3																			1240	23
	50		30					100																						950	24
			30	30	40			100																						1270	25
			200	10	50			75																						1030	26
			200	10	50			75																						1030	27
			10	10	40			150			10																			675	28
			100	20	20			150			2																			1375	29
			25					150																						1150	30
			10	5	50			50																						310	31
			35	6	50			50																						690	32
	50		30		100			100																						670	33
	50		20			20		100																						945	34
	40		10	10				450			5																			650	35
			15					100			40																			1920	36
	20							150			12																			935	37
	50		60	10	50			150																						1415	38
	10		30	2				200																						795	39
	100		100					150			60																			2500	40

* This will include only such cheese as is made upon the farm. Milk sent to cheese factories will be regarded as milk sold off the farm.

SCHEDULE 3.—Productions of Agriculture in

Lebanon Township

in the County of

Cooper

Post Office: Atterville



Name of Agent, Owner, or Manager.	ACRES OF LAND.			PRESENT CASH VALUE.		Total amount of wages paid during the year, including value of board.	LIVE STOCK, JUNE 1, 1870.								PRODUCE DURING THE YEAR.								
	Improved.	UNIMPROVED.		Of farm.	Of farming implements and machinery.		Horses.	Males and Asses.	Milk Cows.	Working Oxen.	Other Cattle.	Sheep.	Swine.	Value of ALL live stock.	WHEAT.								
		Wood-land.	Other unimproved.												Spring.	Winter.	Rye.	Indian Corn.	Oats.	Barley.	Buckwheat.	Rice.	Tobacco.
No.	No.	No.	Dolls.	Dolls.	Dolls.	No.	No.	No.	No.	No.	No.	Dolls.	Bush.	Bush.	Bush.	Bush.	Bush.	Bush.	Bush.	Lbs.	Lbs.		
1 Cordy William L.	200	80		8200	150		10	14	15		40		40	3620		700		2000	600				1
2 Mann John W.	160	40		6000	200	300	4	2	5		9	12	41	1120		150		1000	600				2
3 Thomas Jonas	200	15		7350	350	150	27	2	5		9	14	45	3375		500		1000	500				3
4 Marley Stephen	4	10		1120			13	1	3				45	36	1300								4
5 Ewing Jarvis R.	80	160		7800	50	400	11	6	8		5	24	40	1660		105		1000	500				5
6 Thomas James	75	80		4800	300	50	14	2	3			45	28	1675		298		900	900				6
7 Campbell James	40	110		3300	50		6		2					500		150		400	100				7
8 Wilks William	40	40		2400		100	4	1	5	4	3	20	15	1025		50		1000					8
9 Murphy John	50	120		5100	100		10	2	6		6	40	25	1525		100		800	200				9
10 Wooley Enoch S.	100	60		4800	120		11		5		4	30	30	1200				1300					10
11 Ewing William C.	130			3900	50	100	6		2		3	80	15	850				300					11
12 Thomas William S.	20	20		1200	50		1	1	2	2	2	30	15	525				150					12
13 Thomas David	20	20		1300	150		1	1	2					330				250					13
14 Heek Charles	80	80		4800	150	75	3		5				14	575		240		600	120				14
15 Cook Thomas	30	30		2400	170	150	5		2		2	20	600		600		500						15
16 Brownfield Jonathan	80	130		4400	140	40	4		5		5	16	665		560		400	120					16
17 Dooly John W.	35	25		1500	25	30	2		2		2	12	400		150		150						17
18 Shafer John	100	160		7800	35	50	2		2			14	310		100		1500	600					18
19 Swearingen Thomas J.	30	40		2100	150	100	3	1	2	2	4	4		350			30	200	300				19
20 Letois John H.	75	85		3300	50		1	1	2	2	4	14	24	340									20
21 Carrall Patrick	20	20		1200	20		1		4		2	7	7	300		101		500	50				21
22 Cook Edmund G.	9	1		300	20		4	4	2		4	18	12	825		94							22
23 Hobson Chas	4			120			3	2	1			5	18	450		50							23
24 Berry Parker	60	100		4800	50	150	2	3	1			9	25	575		110		400	450				24
25 Rhea John	25	55		2100	55	50	4	1	1		2		7	625				250	300				25
26 Rhindall Charles G.	30	10		1000	130	25	1		1		2		6	145		50		150					26
27 Mils Charles S.	70	130		3900	350	100	2		1					225				900	150				27
28 Enbank Richard	60	180		7200	75		3	1	2		2			400				1000					28
29 Huffman Samuel R.	30	10		1200	25		5	1	3		5	25	10	700		10		300	100				29
30 Lewis Brother	100	112		6300	200		2	2	3		7	15	30	800				1500	300				30
31 Offield Lewis	100	140		7200	50		5	1	2				4	700		1600		400	200				31
32 Barnett Chesley	60	70		3400	175	50	9	3	5	2	8	30	20	1375		200		500	500				32
33 Page Rinaldo A.	120	5		3750	350	300	7	2	8		30	15	30	1700		450		600					33
34 Hule James	160	80		7200	350	50	7	2	8		6	30	20	1675		150		600	400				34
35 Stale Robert G.	120	80		6000	150		10	3	5		8	12	17	1450		75		600	400				35
36 Zimmermann David S.	160	40		6000	180	75	3	1	4		8	20	17	600		330		100	350		40		36
37 Dramer Absalom	150	30		5400	200		3	3			10	20	600		330		500	800					37
38 Stale William H.	75	125		6000	50	50	2		2					250		160		1000	100				38
39 Bassett Thomas J.	60	60		3600			2		2				4	250		100		500	800				39
40 Mann Mary	160	40		6000	150		7	6	3		4	20	7	1250		100		1000	300				40
	3072	1010		16500	1170	2375	114	69	112		12	199	559	5734		1473	50	24350	9940		40		

SCHEDULE 3.—Productions of Agriculture in Lebanon Township, in the County of Cooper

Post Office: Merrill



Table with 24 columns: Name of Agent, Owner, or Manager; Acres of Land (Improved, Woodland, Other unimproved); Present Cash Value (Of farm, Of farming implements and machinery); Total amount of wages paid during the year; Live Stock (June 1, 1870) (Horses, Mules and Asses, Milk Cows, Working Oxen, Other Cattle, Sheep, Swine); and Produce during the year (Wheat, Spring, Winter, Rye, Indian Corn, Oats, Barley, Buckwheat, Rice, Tobacco).

SCHEDULE 3.—Productions of Agriculture in Lebanon Township, in the County of Cooper

Post Office: *Orenville*



1	ACRES OF LAND.			PRESENT CASH VALUE.		7	LIVE STOCK, JUNE 1, 1870.								PRODUCE DURING THE YEAR							24			
	2	UNIMPROVED.		5	6		8	9	10	11	12	13	14	15	WHEAT.			19	20	21	22		23	24	
		3	4												16	17	18								
No.	No.	No.	Dolla.	Dolla.	Dolla.	No.	No.	No.	No.	No.	No.	No.	Dolla.	Bush.	Bush.	Bush.	Bush.	Bush.	Bush.	Bush.	Lbs.	Lbs.			
Campbell George W.	15	85		3000	20		8	1	3		1		40	800				400							
Lorenz Alexander	30	110		2800	100		4		2		4	2	20	550		100		200	40						
Hood Geo. J.	80	80		1800	50		2	2	1				2	400											
Stueblin Jim	140	140		1800	50		1		2				21	250				1000							
Johnson Mary	110	100		1400	20		4		2		2	12	15	340				800	400						
Armstrong James	110	360		2000	25		2	2	3	2		12	8	600		150		275							
Somerville Robert S.	120	28		800	125			2	1		2	8	14	300		80		200	100						
Bill James W.	20	60		800	20		5		6	2	6	7	20	650		40		500							
Asbury Samuel	12	68		1200	100	50	2	1	1					250				50							
Kaley Bridget	15	35		500	20		1		2		3	2	13	200				400							
Robt John W.	35	65		1000	50		4	11	4		2	40	31	1500		100		200	50						
Wardlaw John	70	90		3200	100		5		6		20	40	40	1050		100		200	100						
Bidstrup Tony W.	20	35		1000	150		5	1	3			20	35	800		60		300							
Stat William W.	20	80		1000	50		2		2		2	30	13	415				250							
Stard William M.	30	35		1600	50		2	3	2		10	40	30	750		50		100							
Roberson Robert	20	18		400	20		2		1				3	200			New Farm								
Hogan James A.	20	20		1200	20		2		2				14	350		46		300							
Summe Thomas	25	15		1000	50		5	3		2			30	600				200							
Colman Mason	12	30		800	20				1		2		8	150		50		100							
Mazel Sylvester	55	30		2400	100	100	3	1	2		3	18	19	600		220		750	200						
Burke John	50	130		1800	50		5		3		2	40	20	640		280		1000							
Roads James	30	10		800	20				2	2	2		18	300		130		100							
Roads Jess	10	20		600	20		4		2	2			18	600		130		100							
Butler Edwin O.	8	7		450	20		1						10	175				200							
Windsor Mary J.	30	110		2800	100		3	2	2		4	18	30	650		150		300							
Nelson William P.	20	60		1600	75		2		4		1	12	11	400		100		50							
Hickson John S.	4	76		800	100		1	2	1		2			350			New Farm								
Stark Cred	4	35		400	125		2	1	2		2	6	8	340			New Farm								
Stark George W.	30	28		700	20		4	1	1		2		19	500		84		200							
Beatty James	45	35		2400	25		2		3		6		12	450		200		300	50						
McLard Joseph	30	40		2000	25		1		2		2		18	300		100		100							
Dempster Dedenek	30	90		1200	20		2		2				12	300		100		120	100						
Daylor Thornton	10	10		300	20		3		1				2	250				100		New Farm					
Mess Godlef	60	40		2600	100		2				1		14	300		90		200							
Paxton Samuel	10	40		800	20				2				10	150				400							
Schoepf Anton	60	140		2000	50		6	1	4		6	30	30	1000		150		300	300						
Grimm George	18	100		1200	25		2		2				8	200		30		50							
Wolcher James	10	30		400	25		2		1					200			New Farm								
Cook George	15	25		400	20		1		1				6	100		24		100	50						
Stark John	100	100		4000	150		8	4	5		10	40	50	1550		500		1000	800						
Totals	165	258		6575	2150	150	10	4	84	10	98	344	678	19690		3064		1195	2340						

State of

Missouri

, enumerated by me on the *4, 5, 6, 7, 12 & 13th* day of *July*, 1870.

John A. Steel, Ass't Marshal.

YEAR ENDING JUNE 1, 1870.

Cotton.	Wool.	Peas and Beans.	POTATOES.		Orchard products.	Wine.	Produce of Market Gardens.	DAIRY PRODUCTS.			SEED.					SUGAR.			BEES.		Forest products.	Value of Home Manufactures.	Value of animals slaughtered or sold for slaughter.	TOTAL VALUE.						
			Lbs.	Bush.				Butter.	Cheese.*	Milk sold.	Hay.	Clover.	Grass.	Hops.	Hemp.	Flax.	Flax-seed.	Silk cocoons.	Maple.	Cane.					Molasses.	Wax.	Honey.			
Bales (450 lbs.)	Lbs.	Bush.	Bush.	Bush.	Dolls.	Gallons.	Dolls.	Lbs.	Lbs.	Gallocs.	Tons.	Bush.	Bush.	Lbs.	Tons.	Lbs.	Bush.	Lbs.	Lbs. (1,000 lbs.)	Gallons.	Lbs.	Lbs.	Dolls.	Dolls.	Dolls.	Dolls.				
25	26	27	28	29	30	31	32	33	34	35	36	37	38	39	40	41	42	43	44	45	46	47	48	49	50	51	52			
			20	10				150																	80	200	600	1		
			50					100			3										10					150	600	2		
					150			50			<i>See pastur land</i>															25	650	3		
				20				100													10					100	800	4		
			40	20				100													10					100	725	5		
	50		20					100			5										20					200	650	6		
	40		10					50													15					60	420	7		
450			20	25				250													15				20	150	550	8		
	10										<i>New Farm</i>																250	9		
	10		20					100																		45	270	10		
550			10	50				200																		120	750	11		
650			10		25			200			4															150	845	12		
375			15					150													15					300	575	13		
	100		75					100																	30	140	550	14		
	150		10					100			6															300	475	15		
350			10								<i>New Farm</i>																375	16		
			15	10				100																		200	450	17		
								100			<i>New Farm</i>																240	750	18	
			30					50													10					30	350	19		
650	100		80	5				100													140					300	970	20		
	200		15					100			5															240	1050	21		
			50					50																			135	340	22	
			50					100																			150	375	23	
			20								<i>New Farm</i>																60	275	24	
	45		50		50			150													20				40	135	650	25		
420	50		30					200																		200	100	26		
			35					50																				250	27	
	20							50																		20	60	300	28	
280			20					100																			80	325	29	
170			15		100			50			4															50	90	700	30	
			5	5				50													30						75	350	31	
			30					100													30						100	375	32	
			10					50																			20	250	33	
								50			5																	135	450	34
																												200	35	
	120		100					150			15										20						330	900	36	
620			10					50			3																	45	250	37
																												135	240	38
			15		10																							45	150	39
	200		50	10	50			200			15																	450	1950	40
	1570		945	132	385			2600			71										500				50	210	5595	21365		

* This will include only such cheese as is made upon the farm. Milk sent to cheese factories will be regarded as milk sold off the farm.

SCHEDULE 3.—Productions of Agriculture in *Lebanon Township*, in the County of *Cook*, in the Post Office: *Ottumville*



Name of Agent, Owner, or Manager.	ACRES OF LAND.			PRESENT CASH VALUE.		Total amount of wages paid during the year, including value of board.	LIVE STOCK, JUNE 1, 1870.								PRODUCE DURING THE										
	Improved.	UNIMPROVED.		Of farm.	Of farming implements and machinery.		Horses.	Mules and Asses.	Milk Cows.	Working Oxen.	Other Cattle.	Sheep.	Swine.	Value of all live stock.	WHEAT.				Indian Corn.	Oats.	Barley.	Buckwheat.	Rice.	Tobacco.	
		Wood-land.	Other unimproved.												Dolls.	Dolls.	Dolla.	No.							No.
	No.	No.	No.	No.	No.		No.	No.	No.	No.	No.	No.	No.	No.	No.	Bush.	Bush.	Bush.	Bush.	Bush.	Bush.	Bush.	Bush.	Lbs.	Lbs.
1	2	3	4	5	6	7	8	9	10	11	12	13	14	15	16	17	18	19	20	21	22	23	24		
<i>Golden & Brother</i>	<i>5</i>	<i>35</i>		<i>100</i>	<i>20</i>		<i>1</i>		<i>7</i>				<i>10</i>	<i>225</i>	<i>New Hanw.</i>										
<i>Windsor Henderson</i>	<i>60</i>	<i>140</i>		<i>2000</i>	<i>120</i>	<i>150</i>	<i>5</i>	<i>1</i>	<i>3</i>	<i>2</i>	<i>4</i>	<i>40</i>	<i>25</i>	<i>875</i>	<i>200</i>		<i>400</i>	<i>100</i>							

65 175 3400 140 150 4 1 5 2 4 40 45 1100 200 400 100

State of Kybaun, enumerated by me on the 13th, 14th & 15th days of July, 1870.
John A. Steel, Ass't Marshal.

YEAR ENDING JUNE 1, 1870.

Cotton. Bales (450 lbs.)	Wool. Lbs.	Fens and Beans.		POTATOES.		Orchard products. Dolls.	Wine. Gallons.	Produce of Market Gardens. Dolls.	DAIRY PRODUCTS.			SEED.				SUGAR.			BEES.		Forest products. Dolls.	Value of Home Manufactures. Dolls.	Value of animals slaughtered or sold for slaughter. Dolls.	TOTAL VALUE.			
		Bush.	Bush.	Irish. Bush.	Sweet. Bush.				Butter. Lbs.	Cheese.* Lbs.	Milk sold. Gallons.	Hay. Tons.	Clover. Bush.	Grass. Bush.	Hops. Lbs.	Hemp. Tons.	Flax. Lbs.	Flax-seed. Bush.	Silk cocoons. Lbs.	Maple. Lbs.				Cane. Hhls. (1,000 lbs.)	Molasses. Gallons.	Wax. Lbs.	Honey. Lbs.
25	26	27	28	29	30	31	32	33	34	35	36	37	38	39	40	41	42	43	44	45	46	47	48	49	50	51	52
								50																			175
	100		30					100				4								50		30			50		940

* This will include only such cheese as is made upon the farm. Milk sent to cheese factories will be regarded as milk sold off the farm.

SCHEDULE 3.—Productions of Agriculture in *Monkton Township*, in the County of *Covington*, in the *State of Missouri*, in the *Year 1870*



Table with 24 columns: Name of Agent, Owner, or Manager; Acres of Land (Improved, Woodland, Other unimproved); Present Cash Value (Of farm, Of farming implements and machinery, Total amount of wages paid during the year); Live Stock (Horses, Mules and Asses, Milch Cows, Working Oxen, Other Cattle, Sheep, Swine, Value of all live stock); and Produce During the Year (Wheat, Rye, Indian Corn, Oats, Barley, Buckwheat, Rice, Tobacco).

1
2
3
4
5
6
7
8
9
10
11
12
13
14
15
16
17
18
19
20
21
22
23
24

O Barber 170 8100 200 5 2 5 5 25 825 70 1500
George William R 120 60 5200 500 2 2 6 8 7 647 500 1000 250
George Steuben 80 60 4200 200 5 2 2 10 8 12 855 60 200
McLeod Payer M 65 35 3700 110 5 1 15 405 85 100 50
Joseph Isaac 370 20 14000 1000 12 5 5 10 100 2566 225 400 1000
Josephus Haverly 10 300 100 10 50 200
Schwartzendruber 150 1500 300 4 4 6 5 70 990 80 1000 1000
Heckley Charles 125 5250 200 2 2 1 2 15 645
McLean James S 80 60 4200 110 3 2 5 6 630 35 500 200
Ogden William C 11 330 100 6 2 2 32 885 75 250 60
Allison John R 60 1500 300 9 7 4 35 353 150 1500 1600
Arnold Geo & Son 140 321 13830 1070 16 7 13 2 13 60 120 3850 250 1000 500
Mount Eliza M 60 40 3000 210 6 2 3 25 40 968 200 7000 100
Lang William H 140 1500 150 3 4 20 50 653 230 500 150
Arnold John R 3100 360 19800 500 400 3 10 6 50 20 110 3030 210 1000 1000
Wells Charles 120 2600 4 55
Morris Hugh 140 100 2200 370 14 2 4 6 40 30 2083 158 200
Chaloff Rico 60 1800 200 1 100
Rader Nathan 30 900 150 8 1 3 7 50 1390 800
Joseph William 80 900 100 1 1 1 8 113 200
Marcy William H 103 3090 200 7 2 20 20 896 200 500 100
Snodgrass Edward 200 2000 100 1 1 2 3 10 341 100
Harris William & Son 160 4800 380 6 3 4 40 980 150 400 680
Sperson Co Bert 160 44 6120 500 3 6 2 5 30 40 920 120 400 100
Murphy John W 80 2400 100 3 7 145 1
Mount William Jr 350 205 16650 2000 10 3 2 40 1321 1000
Burns Thomas J 40 160 6000 200 3 3 2 7 475 265
Guy Thomas C 31 930 100 1 2 1 10 4 178
Earnest John 26 78 3800 2 2 1 5 217 50 200 250
Friday Philip 60 1800 100 4 2 2 10 558 164 300 250
Jones Gilbert H 100 70 6100 600 3 1 7 15 551 50 400 200
Thomas James B 280 8460 200 2 1 20 333 100 200 500
Allison Stephen 80 2400 200 3 2 1 10 606 50 100
Goldman Ferdinand 20 600 100 1 1 2 143 100
Haugford Adam J 10 300 100 1 3 145
Johnson Nelson 30 900 100 4 1 1 11 678 360 50
Rutherford W Henry 40 1200 200 3 1 4 5 673 350 300 400
Glase Jacob 20 650 100 4 4 2 5 598 100 200 100
Harris Frank 100 3000 100 6 6 5 10 16 890 100 250 50
Lewis Johnson 100 100 6000 200 5 1 3 2 80 20 885 750 300

4.18 1.960
187110
11450 400
162 43 117 6 157 296 1013 4115 16810 9160

State of Missouri, enumerated by me on the 31st day of August, 1870.

John M. Steele, Ass't Marshal.


YEAR ENDING JUNE 1, 1870.

Cotton.	Wool.	Peas and Beans.	POTATOES.		Orchard products.	Wine.	Produce of Market Gardens.	DAIRY PRODUCTS.			SEED.			SUGAR.					BEES.		Forest products.	Value of Home Manufactures.	Value of animals slaughtered or sold for slaughter.	TOTAL VALUE.				
			Irish.	Sweet.				Butter.	Cheese.*	Milk sold.	Hay.	Clover.	Grass.	Hops.	Temp.	Flax.	Flax-seed.	Silk cocoons.	Maple.	Cane.					Molasses.	Wax.	Honey.	Dolls.
(Bales 450 lbs.)	Lbs.	Bush.	Bush.	Bush.	Dolls.	Gallons.	Dolls.	Lbs.	Lbs.	Gallons.	Tons.	Bush.	Bush.	Lbs.	Tons.	Lbs.	Bush.	Lbs.	Hhds. (1,000 lbs.)	Gallons.	Lbs.	Lbs.	Dolls.	Dolls.	Dolls.	Dolls.		
25	26	27	28	29	30	31	32	33	34	35	36	37	38	39	40	41	42	43	44	45	46	47	48	49	50	51	52	
	100		30					150			15															75	1050	
	28							300																			1129	
	48							100																			427	
								50																			261	
								250																		225	1445	
			20																							40	120	
	20							50			1															150	1228	
								50			1															90	154	
	150																										566	
								100																			467	
			100					350																		80	2040	
	240		50					350															600			295	2941	
	100		50					100																		150	907	
	80		30					200																		90	785	
	80		50					350															525			260	2112	
								50																			555	
	160							200																			572	
																											320	
			40					150																			798	
			50																								164	
	80							100																		225	717	
								150																			118	
			100					150																		600	1431	
	120		25					300																		20	966	
								150																			135	396
							300	150																			195	1143
								150																			90	483
	40		100					50			4																75	555
								700																				387
			50					100																			135	600
								50			2																60	811
								50																				491
								50																			40	238
								50																			40	108
																											185	329
								50																			30	232
								200			4																105	860
								200																			60	385
	40							300																			150	575
	112							150			5																90	1024
	1398		125		300			5250			32															3205	28431	

* This will include only such cheese as is made upon the farm. Milk sent to cheese factories will be regarded as milk sold off the farm.

SCHEDULE 3.—Productions of Agriculture in Montealegre Township in the County of Crozier, in the State of Virginia, in the Year 1870.

Post Office: Montealegre



1	ACRES OF LAND.			PRESENT CASH VALUE.		7	LIVE STOCK, JUNE 1, 1870.								PRODUCE DURING THE YEAR.								24	
	2	UNIMPROVED.		5	6		8	9	10	11	12	13	14	15	WHEAT.		18	19	20	21	22	23		
		3	4												16	17								
No.	No.	No.	Dolls.	Dolls.	Dolls.	No.	No.	No.	No.	No.	No.	No.	Dolls.	Bush.	Bush.	Bush.	Bush.	Bush.	Bush.	Bush.	Lbs.	Lbs.		
1	Carpenster Mary J.	100	60	4500	250		2	1				18	10	377			1500	1000						
2	Gentry Benjamin	60		1800	100		3						8	340			1000	100						
3	York Henry	80		2400	200		2	1					10	350										
4	Alison Sumrell	60		1800	150		3	2					8	540			500							
5	Headgeath William P.	80		1900	125		2		2	2			10	350	100									
6	Wilson Charles	60		1800	200		3	1	2				39	661			1750	100						
7	Puceoy Mary A.	60		1800	150		2		1				5	281										
8	Paper & Sons	80		2400	300		3	1	2				19	561	400		500	1000						
9	Lewis Ann	48		440	100		2		1	1			20	586			100							
10	Gray John	60		1800	200		1	2	2		4		25	577	400		500	100						
11	Heall Gustafetta B.	80	60	5600	200		2		2	1	20	30	491		50		250	260						
12	Headgeath & Sons	207		6200	500		5	4	2		13	29	1346		110		1500	400						
13	Heall Clark	478		14340	1000		11	5	4	2	10	30	67	2303	300		2600	1000						
14	Williams Richard	40		1200	150		1							100			500							
15	Morgan William	25	50	2250	250		2		1	2			22	398	60									
16	Black John	5		150	100		1		1				5	158										
17	Snodgrass James	60	60	1200	200		3		1			20	9	410	100		500	100						
18	Baker Augustus	100	100	6000	600		2	4	3		1	20	40	1100	300		1500	100						
19	Sitz & Baker	80	200	8400	600		4	2	2			40	20	880	800		700	100						
20	Baker Michael G.	50	70	3600	200		2	4						600	150			100						
21	Price James C.	15	23	1140	300		1	1	1				1	300	80									
22	Barnes Thomas E.	30	90	3600	500		2		2	2			10	390	129		650							
23	Martin John H.	50	50	2400	350		2		3	3	15	6	450		80		250	80						
24	W. Ador & Son	60	80	7200	900		5		2		3	24	30	700	125		500							
25	Vaughn James W.	30		900	250		3	1	1			16	14	550	43		500	100						
26	Vaughn Joseph	45	45	2700	750		4		2		1	20	14	650	70		1000	40						
27	Heilb William	30	10	1200	400		1	4	1			15	18	530	200		100							
28	Vaughn William	30		1200	150		2		1				10	300	50									
29	Vaughn James	60	30	2200	200		4		1			14	20	580	500		600	100						
30	Williams James W.	10		300	100		1	1	1		1	6	10	340	100		100	80						
31	Vaughn James H.	10		300	100		2		1					250	55		100							
32	Copus Charles H.	75	89	4920	1000		4	2	4		4	21	30	1000	233		400							
33	Birdsey George	40	80	3600	500		4		2	2	22	50	800		150		500	100						
34	Birdsey Eli	12		360	150		1					3	6	150	30		100							
35	Harvey Annina	50	120	8000	500		6		2	2	3	37	40	1070	415		500	200						
36	Guster David	16	70	2580	350		3		1	2	17	19	530		79		200							
37	Palmer Daniel	15	90	3150	200		1	1	1		1	12		280	100									
38	Douglas Joseph	25	169	8820	500		1	2	5		6	20	40	800	294		900	3000						
39	Douglas Andrew W.	10	70	2400	250		2		2		2	8	24	450	105		400	100						
40	Hastap Richard	30	70	3600	500		2	2	3		4	35	38	550	101		500							
		2446	1686	45880	13375		114	41	62	4	68	467	730	23544	5511		21106	8760						

State of Illinois, enumerated by me on the 31st day of August, 1870.

John M. Steele, Ass't Marshal.

YEAR ENDING JUNE 1, 1870.

Cotton. Bales (450 lbs.)	Wool. Lbs.	Peanut Beans. Bush.	POTATOES.		Orchard products. Dolls.	Wine. Gallons.	Produce of Market Gardens. Dolls.	DAIRY PRODUCTS.			Hay. Tons.	SEED.			Tops. Lbs.	Hemp. Tons.	Flax. Lbs.	Flax-seed. Bush.	Silk cocoons. Lbs.	SUGAR.			BEES.		Forest products. Dolls.	Value of Home Manufactures. Dolls.	Value of animals slaughtered or sold for slaughter. Dolls.	TOTAL VALUE. Dolls.				
			Irish. Bush.	Sweet. Bush.				Butter. Lbs.	Cheese.* Lbs.	Milk sold. Gallons.		Clover. Bush.	Grass. Bush.	Maple. Lbs.						Cane. Hhds. (1,000 lbs.)	Molasses. Gallons.	Wax. Lbs.	Honey. Lbs.									
25	26	27	28	29	30	31	32	33	34	35	36	37	38	39	40	41	42	43	44	45	46	47	48	49	50	51	52					
	70		20					50																		75	1400					
			30																							75	608					
																											370					
								100																			288					
			30					100																		45	221					
								100																		150	1197					
			50		50			50																		60	181					
			35					100																		60	1212					
					25			50																		60	252					
			20					100			10														300	150	2229					
	80		20					100																		90	397					
	120		100					100																		150	135	494				
	120																									150	8	2760				
																											30	270				
																												165				
																												331				
	80		25		20			50																		60	590					
	80							150																			225	1600				
	160		20					100																			150	1400				
			15		20																							390				
								50																			60	200				
			20					100																				115	200			
	60							100																				75	400			
	100		40					100																				9	500			
	50				20			50																				135	590			
	80							100																				2	700			
	60		40					50																				85	90	450		
	60							50																					90	450		
	60							50																					90	450		
	60		20		10			50																				40	250	120	1100	
	25							50																					45	380		
			10					50																					45	250		
	85							200			5																		90	1000		
	120							100																					75	7000		
	10		40																											130		
	150		20					100																					30	1000		
	50							50																					40	300		
								50																					50	320		
	50	25						250			6																		30	1800		
	30							100			7																		28	600		
	150							150			5																		60	720		
	1890	25	555		145			2050			31																		813	400	3180	33885

* This will include only such cheese as is made upon the farm. Milk sent to cheese factories will be regarded as milk sold off the farm.

SCHEDULE 3.—Productions of Agriculture in Marion Township in the County of Casper, in the State of Colorado
Post Office: Ortville



Name of Agent, Owner, or Manager.	ACRES OF LAND.			PRESENT CASH VALUE.		Total amount of wages paid during the year, including value of board.	LIVE STOCK, JUNE 1, 1870.								PRODUCE DURING THE										
	Improved.	UNIMPROVED.		Of farm.	Of fencing, implements and machinery.		Horses.	Mules and Asses.	Milk Cows.	Working Oxen.	Other Cattle.	Sheep.	Swine.	Value of ALL live stock.	WHEAT.			Indian Corn.	Oats.	Barley.	Buckwheat.	Rice.	Tobacco.		
		Woodland.	Other unimproved.												Dolls.	Dolls.	Spring.							Winter.	Eye.
	No.	No.	No.	No.	No.		No.	No.	No.	No.	No.	No.	No.	Dolls.	Bush.	Bush.	Bush.	Bush.	Bush.	Bush.	Lbs.	Lbs.			
1 Bob Willard S.	40	50		36.00	25.00		4		5	2	5	25	13	757		150		250	100						
2 Lippie George	40	40		24.00	23.50		5		1				7	568		90		500	168						
3 Smith - Ma Grinda	50	130		45.00	20.00		2	1	1		3	6	9	787		100		500	100						
4 Smith Alexander M.	50	50		24.00	10.00		2		1				11	182		100		400							
5 Goodwell Samuel	40			12.00	10.00		2		1					2.33				400	50						
6 Summers William M.	15	5		10.00	10.00		2		1			10		500		250		100	126						
7 Milligan John P.	50	40		36.00	25.00		2		1			20		573		250		400	100						
8 Gill John	50	25		25.70	25.00		2		1			19		388		150		600	500						
9 Gill John R.	45	5		15.00	15.00		1		1			10		250		100		500	150						
10 Steink Robert B.	60	60		36.00	40.00		2		1					2.85											
11 Myers William G.	20			6.00	7.00		2					6	5	254		100		200							
12 Brown Arthur B.	40	20		18.00	30.00		2		2			12		506		30		500							
13 May John P.	10	30		10.00	7.00		5		1			10	19	431		50		250	100						
14 Frost Ralph R.	4			12.00	15.00		2		1			10	15	418		120			85						
15 Wacey John A.	16			4.80	15.00		2							2.00		90		50	90						
16 Burton Marion	20			6.00	10.00		2	2	4			15	10	6.25		80		170	50						
17 Miller James C.	55	267		27.20	30.00		8		1			25		358		250		1500	150						
18 Martin William	50	40		27.00	30.00		5		1			18	8	400		25		600	100						
19 Walter Martha S.	50	210		75.20	20.00				2			4	7	231				600	80						
20 Mann James C.	50	50		24.00	10.00		5					7		525		719		500	240						
21 Stephenson Meander B.	65	335		126.00	15.00		2		1			22		273		225		600	130						
22 Steiger Samuel H.	18	26		13.20	15.00				1	2			5	739		100		500	150						
23 Pierce Lewis	18	26		15.20	10.00		2					10		250											
24 Cox James	35			105.00	20.00		1		1			4		173		60		200							
25 Thompson Thomas	60			18.00	15.00		2		1			3		268		50		500							
26 Martin Benjamin H.	40			18.00	15.00		2		1			5	10	558		50		500							
27 Martin Robert B.	75	46		31.50	20.00		1		1			28	11	270		187		150	100						
28 Martin William A.	60	30		27.00	20.00		2		1			15	8	295		75		200	100						
29 Cameron James D.	15	25		12.00	15.00		1	1	2			1	4	14	555		217		250	90					
30 Higdon Edward	54	6		12.00	20.00		2		5			4	18	15	482		200		500	100					
31 Stealy John A.	100	100		60.00	25.00		2						21	210		40		400	150						
32 Whitlinger Susan	40			12.00	15.00		1		3				3	4	330										
33 Whitlinger Josiah	17	23		12.00	10.00		1		1				3	143		70		200	50						
34 Albert Joseph	25	15		12.00	15.00				2	2			10	516		101			60						
35 Campbell James S.	8			24.00	10.00								1	6	50				75						
36 Martin William A.	25			75.00	15.00		2		1			5	7	295		100		200	400						
37 Martin Osborn	50	120		60.00	25.00		2		1			3	9	20	580		30		150	100					
38 Johnson Elijah	40	40		24.00	15.00		5	4	1			4	4	20	919		160		400	100					
39 Smith George W.	60	120		54.00	20.00		4		8			5	20	20	730		200		1000	100					
40 Arnold James	50	80		54.00	25.00		1		1					153		200		500	1200						

1520 ✓
 2043 ✓
 110.040 ✓
 6850 ✓
 76 10 49 6 ✓
 56 21 409 13429 ✓
 3919 ✓
 13425 ✓
 4800 ✓

State of Illinois, enumerated by me on the 31st day of August, 1870.

John H. Stebbins, Ass't Marshal.

YEAR ENDING JUNE 1, 1870.

Cotton.	Wool.	Peas and Beans.	POTATOES.		Orchard products.	Wine.	Produce of Market Gardens.	DAIRY PRODUCTS.			SEED.			Hops.	Hemp.	Flax.	Flax-seed.	Silk cocoons.	SUGAR.		Molasses.	BEES.		Forest products.	Value of Home Manufactures.	Value of animals slaughtered or sold for slaughter.	TOTAL VALUE.				
			Irish.	Sweet.				Butter.	Cheese.*	Milk sold.	Hay.	Clover.	Grass.						Maple.	Cane.		Wax.	Honey.					Dolls.	Dolls.		
Bales (450 lbs.)	Lbs.	Bush.	Bush.	Bush.	Dolls.	Gallons.	Dolls.	Lbs.	Lbs.	Gallons.	Tons.	Bush.	Bush.	Lbs.	Tons.	Lbs.	Bush.	Lbs.	Lbs.	Hds. (1,000 lbs.)	Gallons.	Lbs.	Lbs.	Dolls.	Dolls.	Dolls.	Dolls.				
25	26	27	28	29	30	31	32	33	34	35	36	37	38	39	40	41	42	43	44	45	46	47	48	49	50	51	52				
	100							150			5															60	596	1			
			25		20			50			4																45	484	2		
	25							50																			90	457	3		
								50																			15	568	4		
			20					50																					291	5	
			35		50			50			2																45	467	6		
			10		100			50																			150	687	7		
			15		10			50			1										35						150	764	8		
			15					50																					457	9	
					25			50																					481	10	
	25		15		15																							247	11		
								100																					447	12	
	50							50																				60	526	13	
	40		20		10			50																				75	262	14	
																													201	15	
	60		35					200																				60	585	16	
					40			50																				150	145	17	
	75							50																				30	185	18	
	50				40			100																					105	443	19
			60					50																						478	20
			50					50																						857	21
			15		25			50																						481	22
																														287	23
			25		20			50																						253	24
					10			50																						408	25
	40							50																						410	26
	120		100					50																						481	27
	60																													897	28
	15																													367	29
	75		20		10																									661	30
								150			8																			420	31
								50																						451	32
			25		50			50																						343	33
			50					1100																						275	34
	12							50																						48	35
																														443	36
	46							50																						243	37
	15		10		20			50																						858	38
	50		75		111			150																						998	39
								50																						1251	40
	80		1170		455			250																						15200	40

Not a farm

Not a farm

Not a farm

25/4

* This will include only such cheese as is made upon the farm. Milk sent to cheese factories will be regarded as milk sold off the farm.

SCHEDULE 3.—Productions of Agriculture in Northam Township in the County of Crofton, in the
Post Office: _____



Name of Agent, Owner, or Manager.	ACRES OF LAND.			PRESENT CASH VALUE.		Total amount of wages paid during the year, including value of board.	LIVE STOCK, JUNE 1, 1870.								Value of all live stock.	PRODUCE DURING THE YEAR.											
	Improved.	UNIMPROVED.		Of farm.	Of farming implements and machinery.		Horses.	Mules and Asses.	Milch Cows.	Working Oxen.	Other Cattle.	Sheep.	Swine.	WHEAT.		Rye.	Indian Corn.	Oats.	Barley.	Buckwheat.	Rice.	Tobacco.					
		Woodland.	Other unimproved.											Dolls.									Dolls.	Spring.	Winter.	Bush.	Bush.
1	2	3	4	5	6	7	8	9	10	11	12	13	14	15	16	17	18	19	20	21	22	23	24				
1. Harlan George	50			977	260		2					15		223													
2. Costrator John	10	30		1200	200		2		1					1	230												
3. Bates James	8			240	100		1							5	115			150									
4. Bowler Joseph A.	40	40		2400	750		1	2	2				6	6	405	135		750									
5. Hall William W.	25			840	150		2		1						233	102		150									
6. Sauer Joel	75	46		5645	500		6	5	2			2		22	1123	111		1050	500								
7. Lyon S. Son	160	400		18600	1000		8		5		5	30	50	736	970		1800	150									
8. Douglas John	80	80		4800	500		1	2	4				8		50	743	480		500	200							
9. Martin Washington	50	130		4800	250		2		5			2	13	16	438	100		250									
10. Colman Christopher	20			600	150		2								200	25		100	200								
11. Wall Thomas V.	30	70		3600	200		2		1					1	305												
12. Martin John S.	100	60		4800	300		2		2					9	411	45		250	60								
13. Martin Moses	100	200		9000	1000		4	4	3			4	10	8	1085	55		250	100								
14. Martin Jefferson	50			900	275		4		2			2	23	17	641	50		250	200								
15. Linsom Cordelia	20	30		1800	200		3		2			1	5	6	413	100		500	500								
16. Stevens William	50	60		4200	500		2	2	1			2	13	13	370	200		500	200								
17. Stevens Joseph G.	60	60		3600	500		1	2	2			5	20	30	606	50		1000	100								
18. Stephens Philip	100	300		12000	700		5	2	4	2			6		80	1408	127		2000	700							
19. Keushaw Elijah	300			6000	1000		5	7	3			10	20	100	2030	200		1000	1000								
20. Keushaw William	60			1200	250		3		3	4		2	5	30	845	150		1000	250								
21. Wick Adolph	4			120			1	1	2			1		20	380												
22. Steck Henry	40			1200	100		2		1			1		8	290												
23. Dick Peter	14			420	200			2	1			1		20	353												
24. Crowe Maria	10			300	150		1		1					5	158												
25. Hentchle Hansberry	35			1050	250		2		3			3		50	530	84		500									
26. Allen Elizabeth	30	50		2400	500		2	2	1	2	2	18	75	650	91		400	100									
27. Logan John	250	100		10500	500		6	2	2			2	50	20	1150	192		1500	900								
28. Mc Colloch Robert	100	220		7600	1000		13	1	4			2	25	20	1530	200		1000	150								
29. William Handy	105	95		6170	1000		6	2	3			4	15	20	1160			900	500								
30. Allison Smith	60	40		3670	500		3	1	2	2		3	20	25	705	156		1200	125								
31. De Landoff Archibald	65	135		6000	1000		7	2	1			3		50	1250	500		1500	270								
32. Bertwick Joseph	120	50		5700	1000		6	1	1			2	50	10	925	200		1600	300								
33. York William	20	38		4200	500		11	1	3			3	25		1500	160		250									
34. Pughfield Richard	30	1260		37500	1000				3	2	2				260			100									
35. Hale William	8			240	100		1							4	120												
36. Baker Henry	10	3		300	150		1							3	115												
37. Hunt Daniel	50	140		2200	1000		6	2	4			4	10	50	1500			2400	1000								
38. Meala J. & S. S. S. S.	60	100		4800	500		7	4	2					17	1280	190		750	100								
39. Her George A.	30	70		3600	6500		5		5			2	25	30	850	104		650									
40. Hardy George	40			1350	300		4		5			2		11	600			400	400								

9297 2887 10035 17375 141 47 80 12 81 298 820 29444 2844 4483 21550 7945

State of Wisconsin, enumerated by me on the 31st day of August, 1870.

John M. Stehle, Ass't Marshal.

YEAR ENDING JUNE 30, 1870.

	Cotton. Bales (450 lbs.)	Wool. Lbs.	Peas and Beans. Bush.	POTATOES.		Orchard products. Dolls.	Wine. Gallons.	Produce of Market Gardens. Dolls.	DAIRY PRODUCTS.			SEED.			Hops. Lbs.	Hemp. Tons.	Flax. Lbs.	Flax-seed. Bush.	Silk cocoons. Lbs.	SUGAR.		BEES.		Forest products. Dolls.	Value of Home Manufactures. Dolls.	Value of animals slaughtered or sold for slaughter. Dolls.	TOTAL VALUE.	
				Irish. Bush.	Sweet. Bush.				Butter. Lbs.	Cheese.* Lbs.	Milk sold. Gallons.	Hay. Tons.	Clover. Bush.	Grass. Bush.						Maple. Lbs.	Cane. Hbls. (1,000 lbs.)	Molasses. Gallons.	Wax. Lbs.				Honey. Lbs.	Dolls.
	25	26	27	28	29	30	31	32	33	34	35	36	37	38	39	40	41	42	43	44	45	46	47	48	49	50	51	52
1		60																										1144
2									50																			370
3				20																								298
4		25		40		10			100																			105-641
5				50					50																			209
6		100		40		25			100																			195-1090
7		120		10		50			250																			270-2107
8									200																			180-1347
9		50		10		20			750																			105-387
10				10																								295
11																												361
12				100					100																			105-370
13		40				50			750																			105-502
14		100							100																			48-450
15		20		20					1000																			105-639
16		8		50					50																			105-748
17		50		25					100																			75-1067
18				50		75			200																			135-1804
19		80		15					150																			210-1591
20		20							150																			90-774
21				20		10			100																			105-202
22									50																			30-277
23									50																			60-298
24									50																			90-356
25				40					150																			120-556
26		70				50			50																			60-555
27		120		10		15			100																			150-1400
28		100							200																			150-1700
29		45		35					150																			150-760
30		80				50			100																			1800-1000
31				100					50																			225-600
32		200		15		10			50																			400-750
33									150																			150-650
34				40					150																			200
35																												325
36																												225
37		40		75		100			200																			150-2200
38				25					100																			120-800
39		100							150																			90-750
40				10		10			150																			75-400
		1535		462		477			4000				9														3870	29802

* This will include only such cheese as is made upon the farm. Milk sent to cheese factories will be regarded as milk sold off the farm.

90

State of *Wisconsin*, enumerated by me on the *7 & 8* day of *September*, 1870.

John H. Studt, Ass't Marshal.

YEAR ENDING JUNE 1, 1870.

Cotton. Bales (450 lbs.)	Wool. Lbs.	Fees and Penals. Bush.	POTATOES.		Orchard products. Dolls.	Wine. Gallons.	Produce of Market Gardens. Dolls.	DAIRY PRODUCTS.			SEED.			Hops. Lbs.	Hemp. Tons.	Flax. Lbs.	Flax-seed. Bush.	Silk cocoons. Lbs.	SUGAR.		Molasses. Gallons.	BEES.		Forest products. Dolls.	Value of Home Manufactures. Dolls.	Value of animals slaughtered or sold for slaughter. Dolls.	TOTAL VALUE. Dolls.		
			Irish. Bush.	Sweet. Bush.				Butter. Lbs.	Cheese.* Lbs.	Milk sold. Gallons.	Hay. Tons.	Clover. Bush.	Grass. Bush.						Maple. Lbs.	Cane. Hhls. (1,000 lbs.)		Wax. Lbs.	Honey. Lbs.						
25	26	27	28	29	30	31	32	33	34	35	36	37	38	39	40	41	42	43	44	45	46	47	48	49	50	51	52		
	40							100																		30	850	1	
			20																								45	190	2
	15		20					50															25			105	800	3	
	40		50		50			100			5															45	1500	4	
	50		50		20			100																		60	750	5	
			25					100																		25	200	6	
			50		40			100																		75	650	7	
								50																			75	260	8
			40					50																		105	300	9	
					50			50																		30	250	10	
	100		40		50			100																		75	400	11	
								150			1															120	350	12	
	60							100			3										30				120	1300	13		
	40							100			1										15		75		90	650	14		
								100															400		150	1100	15		
	60				40			150			1														135	650	16		
	50		25					300																	60	500	17		
			20		20			100																	75	800	18		
	40				200			250			5														150	1500	19		
	15		35					150													40				150	1400	20		
	120		10		100			250			2												500		300	2200	21		
								350			15														345	3500	22		
			25		100			200																	75	3500	23		
								100																		75	250	24	
								150																		75	250	25	
	60							150			3												750		75	1000	26		
																											270	27	
	120		30		40			200																			700	28	
			100					150																		105	700	29	
								50																		90	550	30	
			25		20																						250	31	
			10		120			100																				750	32
								150																		90	300	33	
								50																		45	750	34	
			100		40			50																		410	400	35	
								50																		90	500	36	
					10			50																		300	200	37	
								350																		300	2000	38	
			10					50																		45	400	39	
								50																		60	350	40	
	820		685		640			4700			36															4250	32820		

* This will include only such cheese as is made upon the farm. Milk sent to cheese factories will be regarded as milk sold off the farm.

State of *Wisconsin*, enumerated by me on the *7 & 8* day of *September*, 1870.

John M. Stahl, Ass't Marshal.

YEAR ENDING JUNE 1, 1870.

Cotton. Bales (450 lbs.)	Wool Lbs.	Peas and Beans Bush.	POTATOES.		Orchard products. Dolls.	Wine. Gallons.	Produce of Market Gardens. Dolls.	DAIRY PRODUCTS.				SEED.				SUGAR.				BEES.		Forest products. Dolls.	Value of Home Manufactures. Dolls.	Value of animals slaughtered or sold for slaughter. Dolls.	TOTAL VALUE. Dolls.						
			Irish. Bush.	Sweet. Bush.				Butter. Lbs.	Cheese.* Lbs.	Milk sold. Gallons.	Hay. Tons.	Clover. Bush.	Grass. Bush.	Hops. Lbs.	Hemp. Tons.	Flax. Lbs.	Flax-seed. Bush.	Silk cocoons. Lbs.	Maple. Lbs.	Cane. Hhds. (1,000 lbs.)	Molasses. Gallons.					Wax. Lbs.	Honey. Lbs.				
25	26	27	28	29	30	31	32	33	34	35	36	37	38	39	40	41	42	43	44	45	46	47	48	49	50	51	52				
	480				200			150			13												100			195	2000	1			
								100																			90	904	2		
			20					50																				300	3		
	60		50		20			100																			60	250	4		
								150																			30	600	5		
			15		30			50																			45	320	6		
	110		30		20			100																			90	300	7		
								50																				60	150	8	
			100		10			100																			15	580	9		
	110							200																			60	400	10		
								100																			45	1050	11		
			100		50			150																			90	1200	12		
																													200	13	
																													300	14	
			20		10																								130	15	
								100																				150	600	16	
																													330	17	
								250																					450	18	
																															19
																															20
																															21
																															22
																															23
																															24
																															25
																															26
																															27
																															28
																															29
																															30
																															31
																															32
																															33
																															34
																															35
																															36
																															37
																															38
																															39
																															40
	120		335		340			1050			13																930	1008			

* This will include only such cheese as is made upon the farm. Milk sent to cheese factories will be regarded as milk sold off the farm.

SCHEDULE 3.—Productions of Agriculture in Palestine Township in the County of Cooper, in the

Post Office: Knoxville



Name of Agent, Owner, or Manager.	ACRES OF LAND.			PRESENT CASH VALUE.		Total amount of wages paid during the year, including value of board.	LIVE STOCK, JUNE 1, 1870.								PRODUCE DURING THE YEAR.									
	Improved.	UNIMPROVED.		Of farm.	Of farming implements and machinery.		Horses.	Mules and Asses.	Milch Cows.	Working Oxen.	Other Cattle.	Sheep.	Swine.	Value of all live stock.	WHEAT.			Indian Corn.	Oats.	Barley.	Buckwheat.	Rice.	Tobacco.	
		Wood-land.	Other unimproved.												Dollars.	Dollars.	Bush.							Bush.
1	2	3	4	5	6	7	8	9	10	11	12	13	14	15	16	17	18	19	20	21	22	23	24	
1 Saml J Watson	50	30		2000	100	20	3		2			10	10	300		150		375	12					
2 Edwd Melkinson	11	67		2000			1							3	110		150							
3 Jm Garrul	35	25		1800			2	2	3			7	14	400		122		322	40					
4 Jm Alexanderlain	200	300		14000	200	300	9		4	2	8	35	450	2000		450		1500						
5 Jm Hedmreich	70	56		4000	500	200	6		5		8		16	800		80		150	100					
6 Jm Zimmerman	100	39		4000	150	100	3	2	4		3	20	47	700		250		450	150					
7 H Zimmerman	53	27		2600	150	25	4		3		5	15	20	400		150		475	50					
8 David Rahon	50	70		2500	150		4		4		2	11	14	800		100		500						
9 Jake Dedrick	70	51		4000	200	75	4		4		2	12	14	800		210		200	100					
10 Jehiel Loney	10	30		400	80		2		4		1	1	1	200		125	150	100						
11 G L Harrington	4			1200	10		2							5	180		Did not farm last year							
12 Elias Turner	50	67		5000			5		2		10	14	25	550		200		500	100					
13 Creed Butler	25	135		3200			2		1				25	250		55		250						
14 D Wendt Ken	20	60		1200	80	10	2		2			5	9	250		100		175						
15 Alex McArthur	200	200		2200	225		2	2	2	2	3		1	500		Didn't farm last year								
16 Noble Williams	10	31		400	10		1	1	1		1		10	150		50		100	60					
17 Lafayette Moore	20	55		800	10		2	1	1				19	220		65		25						
18 Chas E Moore	135	52		6000	150	450	3	5	5		14	40	50	900		475		500	150					
19 Jm G Cary	12	28		800	12		3		2		2	7	10	30		23		150	30					
20 S B Cary	20	20		800	25		3		2			9	13	350		25		150						
21 W B Cary	18	22		800			2		2				7	200		7		75						
22 Jm Reinson	10	30		800	10				2	2		7	8	100		Didn't farm last year								
23 J Cary	20	20		800	30	10	3		2		1	12	12	350		41		350	80					
24 L A Bohannon	30	10		800	25		2	1	2			12	12	18	350		110		400					
25 Cath Seat	10	12		400	15		2		2				10	200		42		150						
26 Jm Stegner	40	40		2000	125	80	4		3		5		10	500		150		500	100					
27 W Mamscol	16	36		1200	60	10	2		1				8	185				175	25					
28 Henry Hein	70	50		2000	180	100	6		2		2	12	2	650				1800	300					
29 John Stegner	40	30		700	125	10	2		2				12	300		140		250	130					
30 John Cary	75	65		3000	40	130	4	1	2		4	5	10	500		438		500	60					
31 Chas Schubert	55	34		1600	25		3		3		2		18	350		140		60	50					
32 Alex Miller	20	60		1600	100	80	2		2		2		12	300		160		200	120					
33 Jno Cartner	40	42		2000			4	1	2		1	10	14	430		100			100					
34 Jas Cartner	18	17		525	20		5		2				12	15	430		80		540					
35 Isaac Brown	80	178		5000	220		3		3		4	15	14	250		230		500	40					
36 Nick Stegner	40	40		1800	150		4		1		1	9	15	500		65		200						
37 Chas Ellison	50	30		500	10		2					5	5	250		40		200						
38 J Brown									1	1				100		50		100	200					
39 Edwd M Cummer	40	40		1800										40		Did not farm last year								
40 W F Keys									3					300				55	160					

1871 2108 89225 3157 1600 113 15 54 6 94 274 506 15715 4609 150 12577 2157

State of _____, enumerated by me on the _____ day of _____, 1870.

_____, Ass't Marshal.

YEAR ENDING JUNE 1, 1870.

	Cotton.	Wool.	PEAS AND BEANS.		POTATOES.		Orchard products.	Wine.	Produce of Market Gardens.	DAIRY PRODUCTS.			SEED.		Hay.	Hoys.	Hemp.	Flax.	Flax-seed.	Silk cocoons.	SUGAR.			BEES.		Forest products.	Value of Home Manufactures.	Value of animals slaughtered or sold for slaughter.	TOTAL VALUE.																			
			Bales (450 lbs.)	Lbs.	Bush.	Bush.				Bush.	Dolls.	Dolls.	Lbs.	Lbs.							Gallons.	Tons.	Bush.	Dush.	Lbs.					Tons.	Lbs.	Bush.	Lbs.	Hhds. (1,000 lbs.)	Gallons.	Lbs.	Lbs.	Dolls.	Dolls.	Dolls.	Dolls.							
1	25	26	27	28	29	30	31	32	33	34	35	36	37	38	39	40	41	42	43	44	45	46	47	48	49	50	51	52																				
1				30		25				150		3										60						200	500	1																		
2				15																										135	2																	
3		20		20		10				100		1																	120	450	3																	
4		60		20						300		15											20	50					100	1100	4																	
5				30		40				200		30										2000							225	800	5																	
6		80		30		30				200		4																	300	400	6																	
7		60		50		15				100													30						352	800	7																	
8		6		15		70				110		2																	110	400	8																	
9		50		125		25				100		12																	160	300	9																	
10				15		30						5																	90	300	10																	
11	Did not farm last year																																	11														
12		40		30		25				100																				150	500	12																
13				20						50																				450	700	13																
14		40		15						50		1																	75	300	14																	
15	Did not farm last year																																		15													
16				40						25																				90	200	16																
17		125		125						200		5													12	150			170	300	17																	
18		12		18						100																				70	800	18																
19		24		25						25																				90	200	19																
20																														30	200	20																
21		40		20		30				80																			10	35	200	21																
22	Did not farm last year																																		22													
23		19		30						50		1																		140	350	23																
24		30		15						80		2																		90	400	24																
25				25						110																				90	200	25																
26				50						80		3																		200	550	26																
27				15						60																				45	200	27																
28		30		50						150		4																	20	80	1000	28																
29				50						200		2																		100	450	29																
30		12		75						210		8																		200	830	30																
31		1		15						50		2																		80	300	31																
32				15						60		1																		160	400	32																
33		50		11						50		4																		100	250	33																
34		45		5						180		1																		75	450	34																
35		35		12						250																				190	600	35																
36		40		12						50																				160	200	36																
37		16								100																				25	200	37																
38				10	2					50																					40	200	38															
39	Did not farm last year																																			39												
40				125						180																					100	500	40															
		549		984		1218		2		290					5880																			106					5		2493		12	200		110	4918	1685

* This will include only such cheese as is made upon the farm. Milk sent to cheese factories will be regarded as milk sold off the farm.

State of _____, enumerated by me on the _____ day of _____, 1870.

_____, Ass't Marshal.

YEAR ENDING JUNE 1, 1870.

1	2	3	POTATOES.		Orchard products.	Wine.	Produce of Market Gardens.	DAIRY PRODUCTS.				SEED.		Hops.	Hemp.	Flax.	Flax-seed.	Silk cocoons.	SUGAR.		BEES.		Forest products.	Value of Home Manufactures.	Value of animals and other stock sold for slaughter.	TOTAL VALUE.	1				
			Irish.	Sweet.				Butter.	Cheese.*	Milk sold.	Clover.	Grass.	Maple.						Cane.	Wax.	Honey.	Dolls.						Dolls.			
																													Bales (450 lbs.)	Lbs.	Bush.
			15					150			1														150	400	1				
			15					100												50						200	480	2			
			15	40	40			100																		100	450	3			
	35		10	30	30			130			1															100	420	4			
	35		10	100	100			80																		120	300	5			
	125		40					100			6											30				300	600	6			
	15		15					150			4																200	650	7		
	20		10					100			5																120	500	8		
	100		40					300			35																380	700	9		
	50		15					250			33																600	1100	10		
	200		20					200			2																200	350	11		
	45		10					200			8																700	2200	12		
			40					100												20						100	1700	13			
			50		100			150			1															100	300	14			
	45		15					60																		80	500	15			
	70		25					200			15															325	1100	16			
			75					200												120						500	900	17			
	100		60					120			4															50	300	18			
			30		45			100			25																150	780	19		
	14							550			5												100			500	1320	20			
			15					80																			150	500	21		
	700		30					100			6																220	850	22		
	10		12					100												42		12	12				120	450	23		
	200		80					575																			300	1400	24		
	70		15					125			3																90	500	25		
			25					80																				90	400	26	
	30				80			300			8																200	1300	27		
			10		50			100			1																	380	1100	28	
	75		10		20			100			9																	100	700	29	
			40		20			100																				200	1550	30	
			20					100			1																	100	1550	31	
			100		70	75		100			1																	50	100	32	
			100					60			1																	100	250	33	
			75		80	400		80			1																	100	500	34	
																															35
																															36
																															37
																															38
																															39
																															40
	1939		1042		545	475		5414			176									232		42	112			7175	26000	4			

* This will include only such cheese as is made upon the farm. Milk sent to cheese factories will be regarded as milk sold off the farm.



SCHEDULE 3.—Productions of Agriculture in Palesine Township, in the County of Cooper

Post Office: Oleenville

1	ACRES OF LAND.			PRESENT CASH VALUE.		7	LIVE STOCK, JUNE 1, 1870.								PRODUCE DURING THE YEAR.								
	2	UNIMPROVED.		5	6		8	9	10	11	12	13	14	15	WHEAT.			19	20	21	22	23	24
		3	4												Bush.	Bush.	Bush.						
1 Adams Hiram	80			2400	200							4	50			300	1000	800					
2 Simmons Richard B.	160	200		3400	200	720	5	1	1			20	750			200	1500	400					
3 Umbel Anderson	40			1200	100		2	2	1			5	450				1200	100					
4 Lacy Addison	40			1200	100		2	1	2			40	600			150	1000	150					
5 Reynolds George	150			4500	100	300	2		2	4		40	600			170	1400	350					
6 Ditsworth Nancy E.	160			4800	100	300	6	2	4			5	625	1200		100	600	600					
7 Oglesby Henry J.	40	60		800	120	100	3		2	5	15	40	1000			100	600	75					
8 Wooley Henry	35	65		2000	100		6		4	4	4	19	1000			20	400	100					
9 Wooley Stephen	40	80		3000	100		5		2	4	30	20	1000			30	200	200					
10 Wooley Milton	54	80		3600	200		2		1	2	10	15	400			30	200	200					
11 Wooley Joseph	80	100		5400	100		12	4	12	10	30	30	3000			200	800	200					
12 Curtis Charles	35	75		2400	100		1	1	1			8	350			200							
13 Pulver William	70	20		3600	150	300	6		3				90	1150		400	1500						
14 McCormick James	60	20		2400	100		4	1	3			5	30	800		250	600						
15 Osborn Henry	40	40		2400	50		3		1			10	400			150	600	400					
16 Olw Stephen L.	50	40		2700	200		1		2	2	5	16	300			100	600	400					
17 Bassett Reynolds	75	150		6750	100		5		4				320	830		200	800	100					
18 Oswald John H.	40	80		3000	75		4	2	2			6	22	30	1350		100	700	150				
19 Hickman Perry	50	110		4800	100		4		3			5	625			200	400						
20 Cole Mark	40	40		2400	100		3		2			5	30	500		100	600						
21 Cole James	30	50		2400	100		3	1	3			3	8	15	875		30	600	100				
22 Horton John	50	70		3600	50		6		1				20	700		60	400	100					
23 Harner John B.	5	38		800			4	2	1				5	17	600		New Farm						
24 Pales Eli M.	45	35		1600	100		4		1	4	14	17	600			100	400	50					
25 Lounie John	20			600			2	2	1				5	2	400		60	400					
26 Lounie Mary	40	120		4800	50		2	1					5	25	600		30	600					
27 Lounie & Horton	200	240		8800			17		5	10	20	20	1200			500	1000	1000					
28 Newarr Philip	40	40		2400	100		2		1			10	5	300		30	300						
29 Wadley Francis L.	14	70		4400	100		2	2	2			1	6	80	1000		New Farm						
30 Johnson Rabe	40	40		2200	100		6		2			4	20	800		300	300	100					
31 Rao James W.	100	140		4500	300	360	4	2	2			4	13	40	1000		400	1000	100				
32 Haddox Daniel	40			1300	50		2		3				13	400		200	600	300					
33 Wilson William M.	130	200		9600	100	360	1	2				1	15	30	300		400	1000	1200				
34 Danikos Patrick	5	30		750										2	50		New Farm						
35 Harris Edward H.	240	20		4800	300	1000	6	3	3			35	30	1350		100	800	400					
36 Schlitzhauer Henry	220	140		7800	300	2000	4		8	14	15	45	1700			300	1600	400					
37 Schlitzhauer Henry	100	80		5400	150	2000	4		3	4	10	30	1200			300	600	200					
38 Schlitzhauer Ludwig	130	75		6600	200	400	4	4	4	6	25	40	2000			350	1200	800					
39 Babbitt W.	5	15		600			2		1					250		New Farm							
40 Drownfield Sutherland	80	100		5400	250	50	2		3			3	10	15	500		100	400	400				

154100 3715 4290 161 24 121 2 143 29 99 30700 6260 25700 9275

State of *Wisconsin*, enumerated by me on the *9th 11th 11* day of *August*, 1870.
John M. Stahl, Ass't Marshal.

YEAR ENDING JUNE 1, 1870.

Cotton. Bales (450 lbs.)	Wool. Lbs.	Peas and Beans. Bush.	POTATOES.		Orchard products. Dolls.	Wine. Gallons.	Produce of Market Gardens. Dolls.	DAIRY PRODUCTS.			SEED.			Hops. Lbs.	Hemp. Tons.	Flax. Lbs.	Flax seed. Bush.	Silk cocoons. Lbs.	SUGAR.			BEES.		Forest products. Dolls.	Value of Home Manufactures. Dolls.	Value of animals slaughtered or sold for slaughter. Dolls.	TOTAL VALUE. Dolls.													
			Irish. Bush.	Sweet. Bush.				Butter. Lbs.	Cheese.* Lbs.	Milk sold. Gallons.	Hay. Tons.	Clover. Bush.	Grass. Bush.						Maple. Lbs.	Cane. Hhds. (1,000 lbs.)	Molasses. Gallons.	Wax. Lbs.	Honey. Lbs.																	
																												25	26	27	28	29	30	31	32	33	34	35	36	37
				20							15																		45	1200										
			30	200					50																				45	1560										
			100						50																				45	780										
			20						100																				375	825										
			25						100				20																50	165	1275									
	20		50	20					200					10															50	300	1050									
	60		15						200					4															10	120	775									
	20		15						100																				3	10	21	124	752							
	100		10						200					15															100	300	520									
	40		8						100																				20	120	450									
	100		50	200					250																				30	150	300	1500								
			60						50																						13.5	370								
			15	50					150																						975	1500								
			40	50					100					2																	375	700								
			10						50																						75	750								
	20		10	20					100					3																20	120	760								
	10		87						100					8																400	25	130	1000							
	80		100	30					150					6																60	450	875								
			120	50					150																					60	30	800								
	20		20						100																						10	235	650							
	50								100																						3	15	40	45	675					
			15	50					50																						5	10	180	500						
	20								50																									200						
	50								50																							5	60	500						
	20		15						50																									410						
	20								100																							5	15	120	550					
	80		20	50					200																							300	1640							
	80		15	50					50																							3	30	400						
	20								100																									240	550					
			20	50					300																									120	750					
			20						150																								5	35	210	1350				
			20						100																								5	25	75	740				
	60		20	50					50																									90	1800					
									30																									30	150					
			75	200					150																									220	1800					
	60		150	25					350																									3	200	100	600	2500		
	50		30						100																										40	160	1020			
	100		150	50					200																									5	60	350	40	450	2000	
									50																												45	200		
	40		20						100																										5	40	135	750		
	1100		1388						1165																										5	580	850	605	7500	34675

* This will include only such cheese as is made upon the farm. Milk sent to cheese factories will be regarded as milk sold off the farm.

SCHEDULE 3.—Productions of Agriculture in Palestine Township, in the County of Cooper

Post Office: Ottumville



1	Name of Agent, Owner, or Manager.	ACRES OF LAND.			PRESENT CASH VALUE.		Total amount of wages paid to laborers in-cluding value of board.	LIVE STOCK, JUNE 1, 1870.										PRODUCE DURING THE								
		Improved.	UNIMPROVED.		Of farm.	Of farming imple-ments and ma-chinery.		Dolls.	Dolls.	Horses.	Mules and Asses.	Milch Cows.	Working Oxen.	Other Cattle.	Sheep.	Swine.	Value of All live stock.	WHEAT.		Rye.	Indian Corn.	Oats.	Barley.	Buckwheat.	Rice.	Tobacco.
			Wood-land.	Other unim-proved.														Dolls.	Dolls.							
		No.	No.	No.	Dolls.	Dolls.		Dolls.	No.	No.	No.	No.	No.	No.	No.	No.	Dolls.	Bush.	Bush.	Bush.	Bush.	Bush.	Bush.	Bush.	Bush.	Lbs.
2	3	4	5	6	7	8	9	10	11	12	13	14	15	16	17	18	19	20	21	22	23	24				
1	Peak Peter	240	300		15000	100		7	2	3	10	14	50	1500		400		1000	300							
2	Nelson David	80	40		3600	100	300	4		2		3	8	15	400			2000	1000							
3	Atthaver Anatholy	70	50		3600	100	300	1	2	3		2		20	600	400		1000	800							
4	Pine Thomas J.	80			2400	100		4		3		5		40	800	20		600	300							
5	Rockwood James	100			3000	100	300	4		5		12	20	20	1500	130		600	100							
6	Harriman William	160	100		9600	150	100	4	6	4		4	14	25	1500	300		400	300							
7	Philips Zadoc	45	85		4800	100	50	7		3				25	800	130	50	200	400							
8	Stuman Joseph	20	60		1600	100		4							9400	30		150	50							
9	Houx Margaret	120	120		7200	100	400	8	7	2		3	16	80	2000	350		1000								
10	Hester James	40	40		2400	20		6		4		4	10	2	400	300		300	400							
11	Stake Joseph M.	10			400	120		3		4		5	15	30	700				400							
12	Stegeler John	40	40		2400			2							300	100		600	200							
13	Geary Leroy	70	130		6000			6		2		3		8	700	400		1000	500							
14	Sumner Lewis	30	200		16500	200	1500	7	4	2		40		60	2700	530		1800	550							
15	Romebacher Hyndu	50	50		3000	100		6		5		5	20	18	1000	160		200	200							
16	Pronfeld Jonas	20			800	20		3		3				10	500	100		300								
17	Wood Andrew C.	70	80		6000	150		3		2		8	3	40	800	100		1400	400							
18	Greer Henry C.	70			2100			2		1					15250			1000	1600							
19	Paxton Singleton	140	60		6000	500		4	4	7		15		120	2400	250		2000	800							
20	Paxton Benjamin	40	20		1800	25		1		1		1			200	100		500								
21	De Vore Arthur	200	150		7500			3	6	3		8		35	400	1300		1500	800							
22	Meint Andrew	30	50		2400	100		6		4		5	8	5	800	100		600								
23	Dabell William	40	80		3000	100		3		3		1	30	20	350	250		400	100							
24	Dabell Susan	40			1200			2		1					10	250										
25	Eichlberger Andrew	900	400		39000	1000	1000	20	12	5		100	60	20	6500	1000		5000	2000							
26	Smith Elizabeth	27	80		10500	600	600	12	1	9		10	60	30	1750	20		1000								
27	Dombinson Henry	90	80		5100			9	3	7	2	9	60	40	1700	200		400	150							
28	Eichlberger Washington	90	25		3450	200	200	3		3		12	18	50	900	835		1000	100							
29	Steger William	24	16		1200	100		4		1		1	16		400	100		600	400							
30	Spade Chamberlain	40	40		2400	50		2		1		2			11350	100		800	600							
31	Pales Oliver	40	40		2400	100		2	3	3		4		30	800	200		300								
32	Arnold Cep	20	20		1200					1		2			5700			600								
33	Petry John W.	40	60		2500	100				3					300	450		100								
34	Hildenbrand John	20	20		800	50		5							18600	300										
35	Melzer Jacob	35	35		1400	50		1		2					2150	170		30								
36	Stowe Joshua M.	14	28		800	100		4				3			7500	50		300								
37	Leary Cynthia A.	20	20		800			25		2		1	2	4	300											
38	Keup Leonard	40	160		4000	100		2	1	1		1			4400	150		50								
39	Houx Abel W.	25	5		1200	100		1	1	1					16	300	40		150	150						
40	Lee Daniel B.	40			1500					1		1			2100			1500								

Handwritten totals and notes at the bottom of the table, including numbers like 2933, 190, 4235, 5070, 171, 55, 113, 2, 251, 374, 1071, 2791, 9125, 30, 240, 13500.

State of Missouri, enumerated by me on the 12th day of August, 1870.

John M. Stute, Ass't Marshal.

YEAR ENDING JUNE 1, 1870.

Table with 52 columns (Cotton, Wool, Peas and Beans, Potatoes, Orchard products, Wine, Produce of Market Gardens, Dairy Products, Seed, Hops, Hemp, Flax, Flax seed, Silk cocoons, Sugar, Molasses, Bees, Forest products, Value of Home Manufactures, Value of animals slaughtered and for slaughter, Total Value) and 40 rows of data.

* This will include only such cheese as is made upon the farm. Milk sent to cheese factories will be regarded as milk sold off the farm.

50.695

SCHEDULE 3.—Productions of Agriculture in Palestine Township in the County of Cooper Post Office: Stearns



Table with columns: Name of Agent, Owner, or Manager; ACRES OF LAND (Improved, Wood-land, Other unimproved); PRESENT CASH VALUE (Of farm, Of farming implements and machinery); Total amount of wages paid during the year; LIVE STOCK, JUNE 1, 1870 (Horses, Males and Asses, Milk Cows, Working Oxen, Other Cattle, Sheep, Swine, Value of all live stock); PRODUCE DURING THE YEAR (WHEAT: Spring, Winter, Rye, Indian Corn, Oats, Barley, Buckwheat, Rice, Tobacco).

Handwritten totals at the bottom of the table: 161, 1528, 85, 1475, 1400, 113, 17, 49, 80, 243, 63.3, 21600, 4342, 19600, 11551

State of Michigan, enumerated by me on the 23^d & 24th day of August, 1870.

John M. Steele, Ass't Marshal.

YEAR ENDING JUNE 1, 1870.

YEAR ENDING JUNE 1, 1870.																									TOTAL VALUE.						
Cotton. Bales (450 lbs.)	Wool. Lbs.	Peas and Beans. Bush.	POTATOES.		Orchard products. Dolls.	Wine. Gallons.	Produce of Market Gardens. Dolls.	DAIRY PRODUCTS.			Hay. Tons.	SEED.		Hops. Lbs.	Hemp. Tons.	Flax. Lbs.	Flax-seed. Bush.	Silk cocoons. Lbs.	SUGAR.			BEES.		Forest products. Dolls.	Value of Home Manufactures. Dolls.	Value of animals slaughtered or sold for slaughter. Dolls.	Estimated value of all farm products at current market prices and additions to stock. Dolls.				
			Irish. Bush.	Sweet. Bush.				Butter. Lbs.	Cheese.* Lbs.	Milk sold. Gallons.		Clover. Bush.	Grass. Bush.						Maple. Lbs.	Cane. Hhds. (1,000 lbs.)	Molasses. Gallons.	Wax. Lbs.	Honey. Lbs.								
			25	26				27	28	29		30	31						32	33	34	35	36					37	38	39	40
			10						50																		50	150	1		
			20						100																		75	375	2		
	30		10						50																	20	75	300	3		
	80		30						200		10															5	50	320	1350	4	
	100		10						100																	6	15	150	600	5	
	80		12						250		10															5		180	1080	6	
			15						50		7																	50	900	7	
	40								50																	8	10	45	300	8	
			10						50																				40	600	9
									50																			50	550	10	
																												75	400	11	
																												75	300	12	
			10						50																	5	40		350	13	
	250								200																	30	120	2000	2000	14	
			20						50																				75	350	15
			15						50																				90	400	16
									100																			90	200	17	
	30		12		20				50																			40	90	400	18
	50		100																									40	120	350	19
			275						50																				50	250	20
									50																				180	380	21
																													235	1000	22
			30						50																				90	600	23
	40		50						100																				120	350	24
			25		15				150																				90	500	25
			30		40				100																				115	750	26
			10						50																				50	400	27
									50																				50	780	28
			10						50																				480	675	29
			15						100																				30	360	30
					100				50																				135	500	31
	250		100		100				200		20																	600	220	1500	32
			10																										75	600	33
			25																										100	650	34
			10		100				50																					500	35
			30						50		6																		75	850	36
			30						50																		5	60	90	560	37
			30						50		15																		210	450	38
			20						50		15																		60	500	39
			50		100				150		60																		900	3000	40
	870		1500		495				2850		143															5	290	600	165	500	2500

* This will include only such cheese as is made upon the farm. Milk sent to cheese factories will be regarded as milk sold off the farm.

SCHEDULE 3.—Productions of Agriculture in *Palestine Township*, in the County of *Cooper*

Post Office: *Ottenville*



1	ACRES OF LAND.			PRESENT CASH VALUE.		7	LIVE STOCK, JUNE 1, 1870.								PRODUCE DURING THE YEAR.									
	Improved.	UNIMPROVED.		Of farm.	Of farming implements and machinery.		Horses.	Mules and Asses.	Milk Cows.	Working Oxen.	Other Cattle.	Sheep.	Swine.	Value of all live stock.	WHEAT.			Indian Corn.	Oats.	Barley.	Buckwheat.	Rice.	Tobacco.	
		No.	Wood-land.												Other unimproved.	Dolls.	Dolls.							No.
2	3	4	5	6	7	8	9	10	11	12	13	14	15	16	17	18	19	20	21	22	23	24		
1	<i>Culbert William</i>	60	30		2700	100		4	1	3		1	40	16	600		100		600	200				
2	<i>Amann William</i>	10	30		1200			1		1					150				200				<i>New Farm</i>	
3	<i>Delano William</i>	20	20		1200			2		1	2		26	400				800	100					
4	<i>Roberts & Farmer</i>	10	150		3200			3		4	4		4	600				300						
5	<i>Jetmore Nathan</i>	25	15		800			4	2	2			2	700		100		100						
6	<i>Ross Lewis</i>	5	35		800			2	1	1			3	30	390								<i>New Farm</i>	
7	<i>Nunn George</i>	11	30		800			2						200									<i>New Farm</i>	
8	<i>Oswald Christian</i>	70	130		4000	200		4	3	3		15	7	20	1000		200		600	400				
9	<i>Reutschler Jacob</i>	50	30		1600	100		3	2	3		5	10	20	800		250		400	100				
10	<i>Horton & Lussenbery</i>	50	30		2000	100		4	2	2			40	900		300		600	50					
11	<i>Lindsay Wyllys</i>	17	23		800			1		1			30	300		26		400	60					
12	<i>Hosler Washington</i>	10	15		750			2					1	200									<i>New Farm</i>	300
13	<i>Gates Joshua</i>	6	34		1200	100		3	1	2			12	550				200					<i>New Farm</i>	
14	<i>Kirkpatrick Pamela</i>	50	70		3600			1	1	3		5	30	20	550		100		600					
15	<i>James Amirod</i>	10	15		750			2		2	4		7	525				400						
16	<i>Martin William</i>	160	90		7500	300	1200	11	3	5		6	35	70	2000		300		1000	400				
17	<i>Brooks Samuel</i>	40	20		1800	100		6		2		3	40	14	700		230		600					
18	<i>Lusk & Harrison</i>	250	250		15000	100			5	3		15		7	1000		400		2000	1200				
19	<i>Groves William</i>	20	60		2400	100		6		2		3	20	20	900		60							
20	<i>McGu Thomas</i>	20	20		1200			6		2		3	12	10	800		100		600					
21	<i>Clark Bonnett C.</i>	400	100		25000	500	1200	6	3	14	4	52	100	80	4260		700		1200	1200				
22	<i>Hutchinson Lewis</i>	250	40		7500	100		1	2	1			15	325				1200						
23	<i>Cole Samuel</i>	85	130		6450	100		5	1	3		11	15	700		130		400						
24	<i>Harner James</i>	25			750	20		1		1			4	175				600						
25	<i>Leonard & Son</i>	1400	300		51000	1000	1800	20	40	40		160	400	200	16000		1000		4000	3000				
26	<i>Corum Heber</i>	300	340		18200	200	700	10	21	5		8	20	70	1500		340		4000					3500
27	<i>Olue Stephen</i>	20	20		800	25		3		2			20	500				600						
28	<i>Franklin Hamet</i>	15	33		800	20		1		2		3	10	350				400						
29	<i>James John S.</i>	300	100		12000	300	1000	2	6	7		20	16	150	2000		800		1800					
30	<i>Zucker John J.</i>	60	45		3000	100	200	3		3		2	9	33	600		650		400					
31	<i>Nyan Wesley J.</i>	160	75		7050	1000		7	1	4		15	100	2800		700		2500	1000					
32	<i>Hastings Robert</i>	25			725	20				1		1		50				600						
33	<i>Wallin Munnell</i>	60	40		3000	100		2		1		1	3	25	450		375		1000	200				
34	<i>Callins Thomas</i>	30	70		3000	100		3	2	1		2	13	710		100		200	100					
35	<i>Damm Fredenack</i>	50	30		2100	100		2		2		8	30	600		100		300	250					
36	<i>Callins James</i>	15	35		1200	20		3		1		2	10	420				300	100					
37	<i>Corum Theodore</i>	27	66		2400	100		4		2			20	700		50		150						
38	<i>Corum Sydney</i>	25	15		1200	100		3		2		2	15	500		50		600	100					
39	<i>Henderson James</i>	100	200		9000	100	200	6	3	5		3	7	50	1350				1000	400				
40	<i>Waller Benjamin R.</i>	120	75		3500	100		2	7	2		2	10	50	1200		320		1000	1000				600
					11300	325	6300	150	89	189	10	550	177	1250	62750		7281		31750	9860				2100

SCHEDULE 3.—Productions of Agriculture in Tateshine Township, in the County of Cooper, in the

Post Office: Otterville



Name of Agent, Owner, or Manager.	ACRES OF LAND.			PRESENT CASH VALUE.			Total amount of wages paid during the year, including value of board.	LIVE STOCK, JUNE 1, 1870.							PRODUCE DURING THE YEAR.											
	Improved.	UNIMPROVED.		Of farm.	Of farming implements and machinery.	Dolls.		Dolls.	Horses.	Mules and Asses.	Milch Cows.	Working Oxen.	Other Cattle.	Sheep.	Swine.	Value of all live stock.	WHEAT.			Indian Corn.	Oats.	Barley.	Buckwheat.	Rice.	Tobacco.	
		No.	Wood-land.														Other unimproved.	Dolls.	Dolls.							No.
1	2	3	4	5	6	7	8	9	10	11	12	13	14	15	16	17	18	19	20	21	22	23	24			
1. <u>Stinman Adam</u>	30	50		2400	100			2		1				8	300					800						
2. <u>Gullis James</u>	30	50		2400	100			2		2	2			8	300					800						
3. <u>Harnep Jacob J.</u>	100	140		7200	100	400		2	2	8	4	8	40	800		120			650	800						
4. <u>Kirby Thomas</u>	10			400	25			3		2	2			15	500				500							
5. <u>Parrish Robert J.</u>	60	20		2400	100	300		5		2	7	18	15	875		250			600	150						
6. <u>Dills John K.</u>	100	50		4500	100			8		4	4	10	30	1050		430			1000							
7. <u>Dills Samuel W.</u>	22			600	20			2						200				400	150							
8. <u>County Farm</u>	90	70		4800	100			2		3		30	20	500		250			800	300						
9. <u>Parrish David</u>	50	30		5200				3		3	4		15	450		430			600	300						
10. <u>Amick Leander</u>	220	30		7500	250			9		5	5	70	30	1250		100			1200	800						
11. <u>Stephens John H.</u>	300	240		16200	1000	1000		8	4	15			30	2200				4500								
12. <u>Joice Perrin J.</u>	30	10		1200				1						2	125				1200							
13. <u>Joice Samuel</u>	40	40		2400				2		2				8	200				1600							
14. <u>Stephens William H.</u>	35	165		6000	100			4		4	4		210	700				1000								
15. <u>Paster Adam</u>	12	28		1200	20			4		1	2			30	650				600						400	
16. <u>Baldwin Benjamin</u>	10	30		1200	15			1	1	2		2	5	10	400			300								
17. <u>Stephens James</u>	180	140		3600	200			6	3	5	23	25	25	2000		200		1800	640							
18. <u>Stephens William H.</u>	130			3700	200	400		2	11	2	4		50	1100		550		800	400							
19. <u>Morrison William</u>	30	50		2400	100				2	3	4		30	350		30		400	400							
20. <u>Allison Nancy</u>	20	20		1200	20			2		1				2	300		100		400							
21. <u>Stephens Ann</u>	10	30		1200	20			2		2				7	350			400								
22. <u>Dickson Priscilla</u>	80	30		3300	100			10	1	4		6	40	120	1500			1200	1200							
23. <u>McClain David W.</u>	40	30		1800	100			4	2	3		3		16	700		250		200	100						
24. <u>Munroe Jackson</u>	20			800	20			2		1		2		40	500		200									
25. <u>Tull Benjamin G.</u>	15	10		1000	20			2	1	2				13	500			400								
26. <u>Horce Christian</u>	30	20		1500				3		2				20	500			200	100							
27. <u>Stephens Joseph</u>	100	200		4800	200			4		4	10		50	1000		250		600	100							
28. <u>Keiser Jacob</u>	10	24		1000				2		1				15	700			400								
29. <u>Moulden Thomas</u>	10	30		1200				3		2	4			7	500				400							
30. <u>Cully David R.</u>	40			1200				4	1	3	4		15	650		100		600	400							
31. <u>Incker William</u>	60	53		3000	200	100		5		2	1		14	500		450										
32. <u>Crenshaw Robert</u>	80	70		3600	100	100		7	1	5	6	24	23	1300		50		1200	480							
33. <u>Patterson Thompson</u>	200	80		8400	200			11		2	10		40	900		700		2500	1300							
34. <u>Harnep Conrad</u>	400	212		18360	275	1000		5	4	8	45	60	70	3100		250	120	4000	400							
35. <u>Armrod Olgart</u>	600	40		19200	600			10	4	15	40	300	50	4000		800		4000	1500							
36. <u>Harmon Thomas</u>	20			600				1		1	1			5	200			600								
37. <u>Ruffner William</u>	100	60		4800	100			1	2	3		8	20	660		200		1200	2000							
38. <u>Dyer Penelope</u>	65	20		2400	100			5		2		4		15	800		100		1200	200						
39. <u>English Howard</u>	100	65		4800	100			6		2		14	12	800		100		1500	200							
40. <u>Wright Robert</u>	25			750				2						10	300		50		400	200						

3500
1993
15840
4655
3300
149
132
193
2
209
604
1.160
83.60
5060
120
31950
11400
480

State of Nipawin, enumerated by me on the 26 & 27 day of August, 1870.

John M. Miller, Ass't Marshal.

YEAR ENDING JUNE 1, 1870.

Cotton. Bales (450 lbs.)	Wool. Lbs.	Pens and Beams. Bush.	POTATOES.		Orchard products. Dolls.	Wine. Gallons.	Produce of Market Gardens. Dolls.	DAIRY PRODUCTS.				SEED.		Hops. Lbs.	Hemp. Tons.	Flax. Lbs.	Flax-seed. Bush.	Silk cocoons. Lbs.	SUGAR.			BEES.		Forest products. Dolls.	Value of Home Manufactures. Dolls.	Value of animals slaughtered or sold for slaughter. Dolls.	TOTAL VALUE. Dolls.			
			Irish. Bush.	Sweet. Bush.				Butter. Lbs.	Cheese.* Lbs.	Milk sold. Gallons.	Hay. Tons.	Clover. Bush.	Grass. Bush.						Maple. Lbs.	Cane. Hhds. (1,000 lbs.)	Molasses. Gallons.	Wax. Lbs.	Honey. Lbs.							
25	26	27	28	29	30	31	32	33	34	35	36	37	38	39	40	41	42	43	44	45	46	47	48	49	50	51	52			
			30					37																		90	520	1		
			30					30																			90	520	2	
	30		30					200			5																135	1000	3	
			100					100																			150	400	4	
	70		40		150			150																			240	1000	5	
	40		25		10			150			10																390	1300	6	
			10																									3	500	7
900	120		75		25			150																			300	1025	8	
	40		50		20			100																			100	1000	9	
	250		90					150			15										5	40	50	40	450	450	1500	10	10	
			100		50			400			60																750	3000	11	
																											100	650	12	
								50																			130	830	13	
			15	5				150			9																150	750	14	
			30					100																			75	475	15	
	20		40					100																			15	275	16	
	100		30	10	100			200			40										5	20	300			300	300	2000	17	
			20					100																			400	1500	18	
			30		50			100																		20	90	500	19	
			10					50																			50	400	20	
			10					50																			45	300	21	
	160		30		150			150			18															40	375	1600	22	
	160		30					100																			75	500	23	
			10					50																			75	300	24	
			20					50																			100	300	25	
			25		100			100			12															100	135	850	26	
			50	20	300			100			15														300	100	150	1500	27	
			20					50																			75	340	28	
			30					100																			60	350	29	
			40					150																			150	750	30	
	100		15					150																				1000	31	
	100		15					150																			150	300	1100	32
			30		100			100																			300	2850	33	
	160		10	5	200			300																			800	3250	34	
	1200		40	10				500			75																1450	5500	35	
			10					50																			30	350	36	
			30		100			100			15																75	1500	37	
			30		200			100			18																235	1000	38	
	50		50					100																			235	1750	39	
			10					50																			45	390	40	
25	30		10	5	50			15			90														900	200	8665	43	4000	

* This will include only such cheese as is made upon the farm. Milk sent to cheese factories will be regarded as milk sold off the farm.

State of *Missouri*, enumerated by me on the *26 + 27* day of *August*, 1870.

John A. Stebbins, Ass't Marshal.

YEAR ENDING JUNE 1, 1870.

Cotton. (Bales of 450 lbs.)	Wool. Lbs.	Peas and Beans. Bush.	POTATOES.		Orchard products. Dolls.	Wine. Gallons.	Produce of Market Gardens. Dolls.	DAIRY PRODUCTS.			SEED.			Hops. Lbs.	Hemp. Tons.	Flax. Lbs.	Flax-seed. Bush.	SILK cocoons. Lbs.	SUGAR.		Molasses. Gallons.	BERR.		Forest products. Dolls.	Value of Home Manufactures. Dolls.	Value of animals slaughtered or sold for slaughter. Dolls.	TOTAL VALUE. Dolls.		
			Fish. Bush.	Sweet. Bush.				Butter. Lbs.	Cheese.* Lbs.	MILK sold. Gallons.	Hay. Tons.	Clover. Bush.	Grass. Bush.						Maple. Lbs.	Cane. Hhls. (1,000 lbs.)		Wax. Lbs.	Honey. Lbs.						
25	26	27	28	29	30	31	32	33	34	35	36	37	38	39	40	41	42	43	44	45	46	47	48	49	50	51	52		
			15		20			100																		90	1000	1	
	150		80		200			150			18															220	1100	2	
			20					100																		45	450	3	
	50		10					100																		135	1000	4	
	100		10					100																		75	600	5	
	120		80					250																		225	2000	6	
			20					100																		120	1400	7	
			15					100																		75	850	8	
			10					50																		45	275	9	
			25		10			100																		75	500	10	
	80		70		10			100																100	300	300	1500	11	
	80							200																		40	150	650	12
	10		30		10			150																		210	1000	13	
	40		20					100																		20	45	650	14
	80		10		50			150																		150	900	15	
	120		10		50			100													50				20	300	2000	16	
	80		15		25			100			15															240	2150	17	
			30		25			100			30															600	1500	18	
	20		30		40			100																		400	1000	19	
			25					100																		45	2150	20	
			10		25			100			10															120	650	21	
			10					150			6															212	1200	22	
			50					100			60													600	600	600	290	23	
					10			50			10															135	1200	24	
			15					50																		50	550	25	
			80					100																		200	1300	26	
	60		10		100			250			15														30	310	900	27	
																													28
																													29
																													30
																													31
																													32
																													33
																													34
																													35
																													36
																													37
																													38
																													39
																													40
	160		570		375			3150			164														110	500	2940		

* This will include only such cheese as is made upon the farm. Milk sent to cheese factories will be regarded as milk sold off the farm.

1-8
1-12
1-4
1-8
1-2
1-12
1-4
30

Name of Agent, Owner, or Manager.	ACRES OF LAND.			PRESENT CASH VALUE.		Total amount of wages paid during the year including value of board.	LIVE STOCK, JUNE 1, 1870.								PRODUCE DURING THE YEAR.									
	Improved.	UNIMPROVED.		Of farm.	Of farming implements and machinery.		Horses.	Mules and Asses.	Milch Cows.	Working Oxen.	Other Cattle.	Sheep.	Swine.	Value of ALL live stock.	WHEAT.		Rye.	Indian Corn.	Oats.	Barley.	Buckwheat.	Rice.	Tobacco.	
		Woodland.	Other unimproved.												Dollars.	Dollars.								Bush.
1	2	3	4	5	6	7	8	9	10	11	12	13	14	15	16	17	18	19	20	21	22	23	24	
Albert Spencer	40	120		1200	50	30	2	1	3	2	3	23	28	500		96		300	100					
A. S. Spencer	20	50		500	15	75							2	10		45		30						
Sam Schiller	25	100		500	50		1	2	2	1			12	250		30		300						
Mrs. Brownfield	25	140		1400	75	100	4		1		2		15	400		115		125	40					
W. Capper	20	20		400	20		1							75		80		100						
Nathl. Jenderson	80	85		900	150		2		2	4	25	20	400		300		400	200						
Saml. Brownfield	30	50		700	125	80	2		2	3	13	8	300		200		150	50						
Jacob Baker	100	100		2500	100	70	7	3	6		14	1	20	1000		254		750	150					
Bertram Cassin	60	106		4000	150		3	3	6		4		14	600		228		200	40					
Mr. Blackhawk	100	20		2500	50		4		4	5	20	4	600		375		250	35						
Geo. M. Elroy	40	120		2500	40	30	2	1	2		2			300		60		200	140					
W. A. Rucker	35	45		1200	40	30	2		4					300		50		500	150					
Peter Witman	30	90		1200	100		2		3		2		4	300		70		125	30					
Jasper Black	18	2		200	10		2						8	150				200	30					
Geo. B. Graham	50	150		2000	130		4	1	2		3		20	500		80		300	50					800
J. B. Kirkley	12	78		350	10		1		1				4	100				50						
Isaac Malott	55	60		1200	40		3	1	2			18	18	400		170		500						400
H. J. Gentry	75	85		4000	150	1000	4	1	2		2		12	500		276		1225						
Jos. Ripley	25	95		1000	50	40	5	2	2	2	6		12	700				200	30					
Saml. Meredith	70	90		5500	100	400	3		1				20	300		50		1225	900					
Jacob Mitchell	25	5		1000	115	20	6	1		4	27	4	750				200	100						
B. F. Shemwell	35	78		1700	150	20	2		3	2	2	10		300				900						
John Smith	80	80		5000	200	100	1	3	2		4	10	12	500		300		400						
M. G. Higgins	10	20		400			1						4	100				150						
W. J. Hill	60	122		4500	100	110	2		2				22	250		67		250						
Saml. Kirkman	14	51		1600	50	65	2	3	2		7	5	600		445		150	150						
John Ritchie	5	23		1000	50		3		4		6		8	400		100		500						
A. E. Beard	30	87		1800	150	50	1	2	2		3		12	450				500						
M. A. Jonett	80			1800			1		1				9	400				200						
James Allen	100	57		400	150	20	2		3		3	50		500		65		375	125					
Lewis Curtman	40	80		1500	100	5	3		2		4		10	300		100		400	65					
Wm. Kaley	50	150		3500	100	25	4	2	3		3	12	4	55		250		750	150					
John Beamer							2		1					200				1500	300					
John Gould	54	210		4000	100		2		2		10		8	400		164		500	150					
Joseph Kuntzer	32	118		1000	30		3		3		2		6	450		00		70	20					
Xavier Kester	11	29		400	10				2		2		0	80		32		50						
Adolphus Yager	18	62		300	20		2		1		1		7	200		50		100	30					
M. M. Gutcheon	400	230		1700	300	7000	10	16	4	4	50	300	50	3000		300		1250	450					
Mary Lee	40	150		5000	100	50	4	3	3		4	15	21	800		370		600	60					
Henry Taylor	20	20		1000	10		3		1		1	3	7	30		70		200						

2044 8120 16870 3190 9320 1408 42 85 10 156 539 416 173000

4464 16405 3545 11200

State of *Missouri*, enumerated by me on the *13th 14th 15th* day of *July*, 1870.

W. H. Wilson, Ass't Marshal.

YEAR ENDING JUNE 1, 1870.																									TOTAL VALUE.				
Cotton. Bales (450 lbs.)	Wool. Lbs.	Peanut Bush.	POTATOES.		Orchard products. Dolls.	Wine. Gallons.	Produce of Market Gardens. Dolls.	DAIRY PRODUCTS.			SEED.			Flax. Lbs.	Flax-seed. Bush.	Silk cocoons. Lbs.	SUGAR.		Molasses. Gallons.	BEES.		Forest products. Dolls.	Value of Home Manufactures. Dolls.	Value of animals sold for slaughter. Dolls.	Estimated value of all farm produce on hand, including implements and addi- tion to stock. Dolls.				
			Irish. Bush.	Sweet. Bush.				Butter. Lbs.	Cheese.* Lbs.	Milk sold. Gallons.	Hay. Tons.	Clover. Bush.	Grass. Bush.				Hops. Lbs.	Hemp. Tons.		Maple. Lbs.	Cane. Hhds. (1,000 lbs.)					Wax. Lbs.	Honey. Lbs.		
25	26	27	28	29	30	31	32	33	34	35	36	37	38	39	40	41	42	43	44	45	46	47	48	49	50	51	52		
	30		25					100																	140	540	1		
			25					50																	50	120	2		
		2	30					70																	75	170	3		
			35	15				30																	50	280	4		
			25					85												80					60	335	5		
	60		20	15				180			8									18				40	50	710	6		
	39		40	20				150			2									11					200	575	7		
	75		75	30	110			200			2															380	1235	8	
			70	115				150			4									40					200	800	9		
	40		100					100			4															150	850	10	
			15	20				100																		80	325	11	
			100	20				150												26						75	230	12	
			50	20				130			2									15						70	290	13	
			20																	15						100	225	14	
			30	3	70			150																		60	475	15	
			10					20												8		60				20	75	16	
		2	20	2				150												40						140	700	17	
			20					280																		1400	2200	18	
			20					100												20	6	50				70	325	19	
			20	60				55																		1900	2800	20	
	135		50	3	20			250			4									250	15	140			60	100	500	21	
	33							180																		100	150	450	22
	15		15					130																		25	100	560	23
			50					60															40			50	130	24	
			20					85																	200	120	250	25	
								80																		100	225	26	
			30					100												80					80	90	350	27	
			15					85																			225	450	28
			10					30																			30	200	29
	160		100	50	25			250																			300	800	30
			50	25				100																			180	400	31
	20		30	20				250																		75	75	800	32
	?		30					200																			50	700	33
			35	15				88			4									18					11	100	550	34	
	9		15					55			1									14						60	250	35	
			60	25				50																			50	110	36
			25					65			1														10	90	830	37	
	1200		40	280				250			30	15															1500	3200	38
	30		60	280				180			30	15														10	200	580	39
	8							20																			25	220	40
	18574	4	1585	58	875	40		4768			65	151							658	21	2070	240		411	925	24816			

* This will include only such cheese as is made upon the farm. Milk sent to cheese factories will be regarded as milk sold off the farm.

SCHEDULE 3.—Productions of Agriculture in *Pilot Grove Tp.*, in the County of *Cooper*, in the Post Office: *Bonville*

Name of Agent, Owner, or Manager.	ACRES OF LAND.			PRESENT CASH VALUE.		Total amount of wages paid during the year ending value of board.	LIVE STOCK, JUNE 1, 1870.								PRODUCE DURING THE YEAR.																								
	Improved.	UNIMPROVED.		Of farm.	Of farming implements and machinery.		Horses.	Mules and Asses.	Milk Cows.	Working Oxen.	Other Cattle.	Sheep.	Swine.	Value of ALL live stock.	WHEAT.		Rye.	Indian Corn.	Oats.	Barley.	Buckwheat.	Rice.	Tobacco.																
		Wood-land.	Other unimproved.												Dolls.	Dolls.								Spring.	Winter.														
		No.	No.												No.	Dolls.								No.	No.	No.	No.	Dolls.	Bush.	Bush.	Bush.	Bush.	Bush.	Bush.	Bush.	Lbs.	Lbs.		
1 Neal Simmons	30	240		3800	100	400	4	3	3			10	700		200		750	100																					
2 Fenton Mitsel	200	200		6600	500	400	1	4	1		40	6	20	800		225		400	1000																				
3 Benj. Brown														8	80			300	160																				
4 Jas. Mann	20	20		350	20		2		1			3	2	200		60		100	200																				
5 Wm. Hawkins	6	34		1000										2		18																							
6 H. Lowe	50	90		2800	135	150	2		4		6	11	4	600		122		100	340																				
7 Geo. Pendleton	80			2500	100	100	4	2	3		1		20	700		300		300	300																				
8 Wm. Brown	40	20		3000	100		4	3	4		4		20	850				500																					
9 S. J. Davis	60	43		5500	175	200	2	2	5		3	4	32	650		300		1300																					
10 L. Meredith	80	80		5000	100	20		2	2		2		7	350		100		600																					
11 Wm. White														300		21		150																					
12 Thos. Meredith	120	80		7000	130	30	7	2	4		3		55	850		300		500	400																				
13 Jos. Meredith	40	40		2000			2		2				7	250		30		1000	100																				
14 Jas. Coleman	80	81		6800	200	125	1	4	5		20	10	40	1000		500		400	150																				
15 Wm. Foreman	80			4000	100		3		2				3	250		200		500	80																				
16 Alexander Roe	100	40		5850	240	125	5	5	7		3	60	40	1500		300		1000	125																				
17 Wm. Berger	80	44		5500	200	300	4	4	3		3	50	50	800		300		1000																					
18 John. Numan	60	170		3000	200	80	2	2	2		4	15	40	500		250		500	100																				
19 Arch. H. Norton	3	28		600			1		2				4	125				50																					
20 John H. Watson	12	95		2800	50	75	2		2		3	15	8	425		200		375																					
21 John Jeffers	15	50		2000	400	20	10		3		3	38	20	1500		150		500	100																				
22 Sam. Roe	40	20		1200	75		1	2	2		1	10	23	400		200		250	100																				
23 Anna Woodruff	20	180		6900	100	100	5	8	3		2	50	50	1500		230		1000	500																				
24 W. H. Shinnely	20	44		3500	100	500	2	2	2		1	35	9	500		200		200																					
25 M. Moore	10	24		800	20		2		2			4	8	300		75		250																					
26 Jas. W. Norton	200	40		6000	500	300	5	5	6		4	25	1100		300		750	70																					
27 C. H. Figgins	130	50		7000	600	150	7	3	3		7	5	30		200		700	80																					
28 W. Figgins				6000	150		2		2		4				200		700	80																					
29 Wm. White	15	25		1500	25		2		2				3	200		400		400	130																				
30 H. Herndon	4	16		400	10		3		2				1					40																					
31 H. L. White	280			4240	140	800	2	2	2		6		20			200		2000																					
32 A. J. Norton	120			2400	100	100	4		2				4			300		400	100																				
33 John Garvey	12	18		450	40		2		1				4	150		300		300	70																				
34 Wm. H. Hauer	40	120		3500	100		7		2			10	10	780		217		200	60																				
35 Wm. F. Foreman	40			1000	150	40	1		2				1					100																					
36 Sam. Nelson	10	10		500	100	100	6						26	10		180		180																					
37 John Cornelius	30	50		2000	50		2		1		2	2	14			33		200																					
38 John M. Vey	20	134		5000	100	20	2		2		2	7	10			45		230	20																				
39 Robt. Rulph	420			15000	300	700	6	2	5		12		30			200		2750	115																				
40 Solomon Shinn	50	132		8400	140	100	7		4		6	20	15			600		800	350																				

3029
 2208
 202
 131150
 138100
 57100
 4990
 122
 54
 98
 2
 138
 331
 649
 1680
 7762
 24075
 5230
 160
 8500

State of *Missouri*, enumerated by me on the *16th 17th & 18th* day of *July*, 1870.
W. H. Allison, Ass't Marshal.

YEAR ENDING JUNE 1, 1870.																									TOTAL VALUE.						
Cotton.	Wool.	Pean and Beans.	POTATOES.		Orchard products.	Wine.	Produce of Market Gardens.	DAIRY PRODUCTS.			SEED.			Hops.	Hemp.	Flax.	Flax-seed.	Silk cocoons.	SUGAR.		Molasses.	BEES.		Forest products.	Value of Home Manufactures.	Value of animals slaughtered or sold for slaughter.	Estimated value of stock, including pasturage, terminations and additions to stock.				
			Irish.	Sweet.				Butter.	Cheese.*	Milk sold.	Hay.	Clover.	Grass.						Maple.	Cane.		Wax.	Honey.					Dolls.	Dolls.		
Bales (450 lbs.)	Lbs.	Bush.	Bush.	Bush.	Dolls.	Gallons.	Dolls.	Lbs.	Lbs.	Gallons.	Tons.	Bush.	Bush.	Lbs.	Tons.	Lbs.	Bush.	Lbs.	Hds. (1,000 lbs.)	Gallons.	Lbs.	Lbs.	Dolls.	Dolls.	Dolls.	Dolls.					
25	26	27	28	29	30	31	32	33	34	35	36	37	38	39	40	41	42	43	44	45	46	47	48	49	50	51	52				
			10																							80	500	1			
			20		20						15																300	1600	2		
			10		20																						60	200	3		
			20								1																40	300	4		
			25																								25	50	5		
	30		50								8																200	500	6		
			75		15						3																	600	7		
		3	75		100																50						650	800	8		
																											25	900	9		
	12	4	200	10							15																480	1600	10		
			75								2		7														142	400	11		
			75								2																50	800	12		
			50		20						2																140	200	13		
			200																		30						200	1050	14		
	100		20		40						6																400	800	15		
			30	10																							190	1000	16		
	200		50		20						3										40						2200	3500	17		
	1		10		20						1																	450	18		
	30		30		20																						200	220	19		
			20		1																						120	500	20		
	30		40																		30						175	600	21		
	40		20	4																	100						130	600	22		
	14		30																		20						200	1400	23		
	140		100		25			250															20	15	510	850		850	24		
	75		50		5			100																			60	300	25		
	10		20					50																			75	600	26		
	40		40		250																70						300	800	27		
	12		60		25						15										100						160	700	28		
	15		15								15										14						108	800	29		
	1		10																								110	120	30		
	3		10																									1200	31		
			40								2												40				680	1200	32		
																											125	650	33		
			10																									300	34		
			10								2																30	225	35		
			10								2																	180	36		
			25																		350					20	60	250	37		
	100		18																								22	250	450	38	
	10		10																								75	2200	39		
	20		15																								150	1350	40		
849		7		563		24		381		400		94		7						804		60		12		57		8720		30045	

* This will include only such cheese as is made upon the farm. Milk sent to cheese factories will be regarded as milk sold off the farm.

SCHEDULE 3.—Productions of Agriculture in Pilot Grove Township, in the County of Cooper, in the Post Office: Bornville

Name of Agent, Owner, or Manager.	ACRES OF LAND.			PRESENT CASH VALUE.			LIVE STOCK, JUNE 1, 1870.								PRODUCE DURING THE YEAR.								
	Improved.	UNIMPROVED.		Of farm.	Of farming implements and machinery.	Total amount of wages paid during the year, including value of board.	Horses.	Mules and Asses.	Milch Cows.	Working Oxen.	Other Cattle.	Sheep.	Swine.	Value of all live stock.	WHEAT.		Rye.	Indian Corn.	Oats.	Barley.	Buckwheat.	Rice.	Tobacco.
		No.	Woodland.												Other unimproved.	Dolls.							
1	2	3	4	5	6	7	8	9	10	11	12	13	14	15	16	17	18	19	20	21	22	23	24
Rufus Wells	40	45		3000	75	25	6	1	4	2		7	780	100			200	40					
Milson Wells	185	35		2500	325	150	6	1	2	1		25	800	150			900	40		25			
James Davis	3			800					1			8	80	100			500	100					
Geo Williams	200	75		8000	350	350	5		3	28	9	34	600	300			800	800					
John J Wells	25	55		1280	130	100	2		2	4		8	350	69			350	30					
Nathan Waller	20	10		300	20	40	1			2			150	80			200	200					
Thos Brownfield	80	140		4000	100	100	10		4	11	30	23	900	170			500	100				20	
McNelson	15	65		320	10		1		1	1			130				100						
Isaiah Maton	40	55		1425	30	40	3		1			10	280	24			200						
Martin John	14	66		320	3		1		1				100	60			30						
Aug Holtzman	30	130		300	30	10	1		2			10	200	150			250						
Isaac Grob	40	80		400	30		3		2			12	400	158			100	70					
John Martin	30	60		1600	60		2		1			2	230	150			20						
Godfrey Fisher	15	25		900					1	2			130	50			245						
Fred Metz	22	18		1000	75		1		3			8	18	200	110		75						
Mrs. K Storm	10	250		2000	30	12	1			2		3	200				250						
Fred Beardsle	40	50		2800	100	30	2		3	2		6	300	100			100	50					
John Canlin									2	2	1	1	4	400			250						
G. Carnigh	25	55	55	3000	85	20	4		3			4	2	350			200					30	
Leahart Martin	25	15		250			2		2			24	300	100			45	20					
Otto Smith	55	25		2200	125	75	3		4	3		19	400	340			300	82					
John Martin	87	270		7000	225	225	5	2	4	6	9	31	800	140			1000						
Tim McGuire	125	75		5000	75	80	4	1	1	7	30	18	480	804			1250					300	
Vernon McGuire	20	70		900	60		2		3	1		12	300	98			480						
Nicholas Schank	30	10		250	15		4		2	2		8	400	120			250	25				200	
Chas. Shoemaker	45	99		2700	25		6		4	2	12	12	680	114			500	170					
Lehris Kulow	30	20		1000	115		3		2	2		1	200	209			50	25					
Jacob Heisterman	164			2000	100		4		2	2		10	500	150			115	50					
Prof. Klanson	60	20		3000	150	35	5		2	6	22	10	600	200			200						
J. P. Hubbard	20			150			1		4				200	Did not farm last year									
Dan Martin	200	100		5500	110	275	1	4	5	7	50	35	800	500			700	150					
Chas. Hull									2	2		10	300	150									
Mrs. Longtoly	20	30		2000			2		2			5	200	Did not farm last year									
Mrs. Middle	80	260		6400	125		3		2			10	500	300			1000	50					
W. K. Horton	15	5		800	90		3					16	250				100						
W. Rapp							1	1	1			2	9	290			60					20	
Chas. Shoemaker	16	24		1000			3	2	2	3	5	10	400	33			60	60				20	
John Gapp									1	1			80	50			75						
Rufus Williams	20			2400	50	50	5		4	5		7	600	180			300						
Chas. Rose	25	75		2700	100	100	6		2	1	12	20	800	130			250	50					

1911 2378 65 6925 2918 1617 111 9 80 8 99 191 418 14500 5509 12630 2054 25 595

State of Missouri, enumerated by me on the 27th & 28th day of August, 1870.
M. A. Allison, Ass't Marshal.

YEAR ENDING JUNE 1, 1870.																									TOTAL VALUE.				
Cotton.	Wool.	Pens and Beans.	POTATOES.		Orchard products.	Wine.	Produce of Market Gardens.	DAIRY PRODUCTS.				SEED.		Hops.	Hemp.	Flax.	Flax seed.	Silk cocoons.	SUGAR.			BEES.		Forest products.	Value of Home Manufactures.	Value of animals slaughtered or sold for slaughter.	Estimated value of all farm production, including bet-terments and addi-tion to stock.		
			Bush.	Bush.				Lbs.	Lbs.	Gallons.	Tons.	Bush.	Bush.						Lbs.	Tons.	Lbs.	Hhds. (1,000 lbs.)	Gallons.					Lbs.	Lbs.
25	26	27	28	29	30	31	32	33	34	35	36	37	38	39	40	41	42	43	44	45	46	47	48	49	50	51	52		
	80		60		20			100			10															250	550		
			20								10										50					100	800		
			30		12						6											5	100			400	800		
			100		25						6																950		
	90		50								12												3	80		250	800		
			10																		30					200	120		
			100								2															30	450		
	55	1	65		50						12															60	150	200	
			50																							100	150		
			14		12																							80	
			30																									300	
			35																								50	250	
			15		16																						60	200	
			40																								40	200	
			20																								60	250	
			15																								20	200	
			25					100			1															150	350		
			20																							60	180		
	6		20																									120	
			10																					25		125	250		
			80																								125	600	
	40		125					100													120					200	800		
	100		120	15	50			250			3										200	16	400		85	400	2000		
			20					150																			150	450	
			100					50																			158	500	
	20		18		20			200													30				20	150	520		
			30					75																			150	400	
			20					50																			100	500	
	40		40					100			2																220	500	
	80		15					250																120		352	1200		
			20					50													20						200		
			15																										
			70		10			100													20						75	900	
			10																								20	80	
	10		18					30																			75	100	
	10		20					40													25						135	200	
			40					60													10						115	180	
	40		25	3	12			100			2										80		150	30	30	80	380		
	100		15					250			2																950	1250	
	600		100					200													5	620	24	700	175	195	518	18760	

Did not farm last year

Did not farm last year

* This will include only such cheese as is made upon the farm. Milk sent to cheese factories will be regarded as milk sold off the farm.

SCHEDULE 3.—Productions of Agriculture in Pilot Grove Tp., in the County of Leopold, in the Post Office: Ironville



Name of Agent, Owner, or Manager.	ACRES OF LAND.			PRESENT CASH VALUE.		Total amount of wages paid during the year, including value of board.	LIVE STOCK, JUNE 1, 1870.								PRODUCE DURING THE YEAR.									
	Improved.	UNIMPROVED.		Of farm.	Of farming implements and machinery.		Dolls.	Horses.	Mules and Asses.	Milk Cows.	Working Oxen.	Other Cattle.	Sheep.	Swine.	Value of all live stock.	WHEAT.		Rye.	Indian Corn.	Oats.	Barley.	Buckwheat.	Rice.	Tobacco.
		No.	Wood-land.													Other unimproved.	Dolls.							
1	2	3	4	5	6	7	8	9	10	11	12	13	14	15	16	17	18	19	20	21	22	23	24	
1 Paul W. Reid	110	371		4000	2110	175	8	1	8		12	50	25	1200	450		800	50						
2 J. M. Kenison	15	45		800	60	20	2		1				7	155	100		350						18	
3 Ralph Lotzspuch	70	48		4000	300	30	3	2	2		8	30	30	600	200		500	60						
4 Joseph Kenison							2		2	2		11	15	430	40		375							
5																								
6																								
7																								
8																								
9																								
10																								
11																								
12																								
13																								
14																								
15																								
16																								
17																								
18																								
19																								
20																								
21																								
22																								
23																								
24																								
25																								
26																								
27																								
28																								
29																								
30																								
31																								
32																								
33																								
34																								
35																								
36																								
37																								
38																								
39																								
40																								
		195	463		4800	600	225	15	3	4	2	20	91	77	2305	790	445	2025	110					18

State of Missouri, enumerated by me on the 17 day of July, 1870.

W. H. H. Wilson Ass't Marshal.

YEAR ENDING JUNE 1, 1870.

Cotton.	Wool.	Peas and Beans.	POTATOES.		Orchard products.	Wine.	Produce of Market Gardens.	DAIRY PRODUCTS.			SEED.			Hops.	Hemp.	Flax.	Flax-seed.	Silk cocoons.	SUGAR.		BEES.			Forest products.	Value of Home Manufactures.	Value of animals slaughtered or sold for slaughter.	TOTAL VALUE.		
			Bales (450 lbs.)	Lbs.				Bush.	Bush.	Bush.	Dolls.	Gallons.	Dolls.						Lbs.	Lbs.	Gallons.	Tons.	Bush.					Bush.	Lbs.
25	26	27	28	29	30	31	32	33	34	35	36	37	38	39	40	41	42	43	44	45	46	47	48	49	50	51	52		
			15		10			40													20					100	1000	1	
	80		20		30			100			10															400	300	700	2
	60		60					100			1										25					120	700	3	
																													4
																													5
																													6
																													7
																													8
																													9
																													10
																													11
																													12
																													13
																													14
																													15
																													16
																													17
																													18
																													19
																													20
																													21
																													22
																													23
																													24
																													25
																													26
																													27
																													28
																													29
																													30
																													31
																													32
																													33
																													34
																													35
																													36
																													37
																													38
																													39
																													40
	140		95		40			240			1										45				40	520	2400		

* This will include only such cheese as is made upon the farm. Milk sent to cheese factories will be regarded as milk sold off the farm.

SCHEDULE 3.—Productions of Agriculture in Saline Township, in the County of Cooper, in the

Post Office: Romville

Name of Agent, Owner, or Manager.	ACRES OF LAND.			PRESENT CASH VALUE.		Total amount of wages paid during the year, including value of board.	LIVE STOCK, JUNE 1, 1870.								PRODUCE DURING THE YEAR.										
	Improved.	UNIMPROVED.		Of farm.	Of farming implements and machinery.		Horses.	Mules and Asses.	Milch Cows.	Working Oxen.	Other Cattle.	Sheep.	Swine.	Value of ALL live stock.	WHEAT.				Indian Corn.	Oats.	Barley.	Buckwheat.	Rice.	Tobacco.	
		No.	Woodland.												Other unimproved.	Dolls.	Dolls.	No.							No.
1	2	3	4	5	6	7	8	9	10	11	12	13	14	15	16	17	18	19	20	21	22	23	24		
James Osborn							3							250		100		500	250						
John Gibson								2						85				400	60						
Jefferson Hall	100	180		8000	100		2	2	2				6	230		90		250							
Joseph Leards	250	325		26300	400	800	2	7	6	2	10		20	1000		700		750	200						
Wm D Adams	175	175		10000	200	500	2	4	4	4	14		50	900		350		200	200						
Major Nash							2		2	3			6	300		80		300	200						
Wm M Adams	175	235		10000	200	100	7	1	5		6		1	30	800		1000		600	120					
Adam Clarke	25	117		5000	200		2		2					200		500									
John Moore							2		1		1			500		425		1000	200						
John Elliott	200	250		18000	100	300	3	3	4	2			40	630		700		1500							
L M Bacon	50	100		9000	100	400	4	1	3		2		21	660				400	200						
A J Robertson	70	70		2400	150	100	2	4	3		1	7	35	600		100		1250							
L Burkes							3		1					200	Did not farm last year.										
James McClanahan	150	75		3000	250	75	4	4	1				17	600		132		250	250						
Peter Jackson	60	70		2000	10		2							105		100		200							
L Milkins							2							150		80		70	20						
Thos Vaughan	51	31		2000	120		2		1					158				200	40						
Fred Hake	80	90		4250	200	80	1	4	2				10	12	600		250		500	70					
Jesse Ogden	110	50		4800	140	100	5		3		1		15	600		390		750	100						
J H Traugber							10		1					60	200		100		600	60					
Jacob Schult	60	20		2000	100		4	1	3				19	13	550		235		100	200					
W M Daniel	20	20		600	15		1							6	100		21		200						
A M Norman	110	50		4000	30	200	4	1	1					31	500		750		600						
Wm G Hay	50	100		2000	60	150	2	2	2		12		15	380				250							
Jas Brown	15	65		1000	20		3		3		9		4	500				300	30						
Martha Givens	65	145		5000	200	40	2		2				10	380		400		400	300						
Norman Smith	90	90		5000	200	200	5	1	3				13	20	600		400		500	150					
St William	35	65		3000	30	100	4		2				1	15	580		725		600	100					
James M Farris	90	43		3000	300	200	2	5	2		2		25	600		750		600	60						
Le Givens	45	65		2000	100		2	1	2		2		11	15	300		250		300						
Jas A Kramer	15	15		9000	20		2		2		1		4	320		50		200	30						
John Duke	300	290		14000	800	400	11	14	3		6		4	60	2000		1600		4000						
Armitist Bondes							1							3	100	Did not farm last year.									
James Lamb	40	40		4000	100		2		2		3		20	200				200							
Dedrick Malon	300	200		15000	200	300	4	6	4		6		50	80	2500		800		750	370					
L Overton	80	80		3200	20		2							150		100									
L Lovell	110	90		5000	125		2	2	1		2		1	165		224		300							
Wm Scott	250	250		17000	240	300	3		2		1		1	215											
L Vaughan							2		2		1			15	200	Did not farm last year.									
J R Ragland	600	400		34000	500	1800	5	7	9		10		50	60	3000		4080		4000	900					
	2660	3691		205650	5250	5955	104	68	82	8	97		215	612	20665		15047		22800	4110					

State of Missouri, enumerated by me on the 16th 17th 18 day of March, 1870.
M. H. Allison, Ass't Marshal.

YEAR ENDING JUNE 1, 1870.																									TOTAL VALUE.					
Cotton.	Wool.	Pean and Beans.	POTATOES.		Orchard products.	Wine.	Produce of Market Gardens.	DAIRY PRODUCTS.			SEED.			Hemp.	Flax.	Flax-seed.	Silk cocoons.	SUGAR.			BEES.		Forest products.	Value of Home Manufactures.	Value of animals slaughtered or sold for slaughter.	Estimated value of all farm production, including betterments and additions to stock.				
			Bales (450 lbs.)	Lbs.				Bush.	Bush.	Bush.	Dolls.	Dolls.	Lbs.					Lbs.	Gallons.	Tons.	Bush.	Dush.					Lbs.	Tons.	Lbs.	Hds. (1,000 lbs.)
25	26	27	28	29	30	31	32	33	34	35	36	37	38	39	40	41	42	43	44	45	46	47	48	49	50	51	52			
			50					10																		400	1			
			30	4	10			40			4															30	300	2		
			15	1				50																		60	200	3		
			60	5	50			150															100			500	1600	4		
	200		300	8	35			200			25												100			250	850	5		
			10	3				100																		125	350	6		
	4		35	4	30			100			5												20	50		220	1700	7		
			30					30																		100	630	8		
			100					60																		70	1000	9		
			50		150			150			2													100		600	2100	10		
			10	5	650			250			3															480	700	11		
								120																		247	838	1800	12	
																													13	
																													13	
			100					125																		50	320	14		
			25					50																		50	200	15		
			5					80																		65	180	16		
			10					110																				17	17	
			12					60																		195	650	18		
			20	5				100																		232	950	19		
			10	25				150																			500	20		
	40		100		20			100			6														50	100	450	21		
								100																		30	150	22		
			10					50																		30	87	140	1500	23
			30					100																			1500	1600	24	
			40					100																		100	180	25		
			6					100			2																250	900	26	
	40							150																			200	900	27	
			100					50																			50	650	28	
	12		50	8	100			400			20																130	1500	29	
	14		50	50	18	50		70			5															120	430	30		
			20		100	30		200			27																1300	1450	31	
					100			200			27																1300	3300	32	
																													33	
			20					55																			70	100	34	
								50																				1200	35	
								130																			100	36	36	
			12					180			2																200	500	37	
								160																				950	950	38
																													39	39
	200		50	3	100			300			12																	950	6000	40
	406		1810	66	1273	56		4830			15																	11214	56420	40


Did not farm last year

Did not farm last year

Did not farm last year

* This will include only such cheese as is made upon the farm. Milk sent to cheese factories will be regarded as milk sold off the farm.

SCHEDULE 3.—Productions of Agriculture in *Saline Township*, in the County of *Leopold*, in the Post Office: *Bonville*



Name of Agent, Owner, or Manager.	ACRES OF LAND.			PRESENT CASH VALUE.		Total amount of wages paid during the year, including value of board.	LIVE STOCK, JUNE 1, 1870.								PRODUCE DURING THE YEAR.									
	Improved.	UNIMPROVED.		Of farm.	Of farming implements and machinery.		Horses.	Mules and Asses.	Milk Cows.	Working Oxen.	Other Cattle.	Sheep.	Swine.	Value of all live stock.	WHEAT.		Eye.	Indian Corn.	Oats.	Barley.	Buckwheat.	Rice.	Tobacco.	
		Wood-land.	Other unimproved.												Spring.	Winter.								Bush.
1	2	3	4	5	6	7	8	9	10	11	12	13	14	15	16	17	18	19	20	21	22	23	24	
1 Wm Eager	70	60		3000	80	100	2	2	2	3		20	400		320		800							
2 S. Rector	75	75		5000			6	3	2			6	700		Did not farm last year									
3 A. J. Calvert	75	85		4000	75	100	3	1				12	300		250		500	100						
4 Wm Jones	130	110		5000					1				20	100			500							
5 Francis Barr	50	19		2500			1	3	3	3	1	1	580				625							
6 Walter Givens	75	85		3000	150	250	5		2			6	1300		1000		250							
7 Eliza Broyles	50	170		1520	150	100		2	2	6		40	400		400		500							
8 Wm H. Styles	65	5		1800	75	50		3	1			14	50380		600		750	60						
9 Joseph Keckshin	60	105		1050	100	150	2	2	2	3		8	500		175		600	25						
10 Jas. W. Wolf	80	35		900	100		1		3	2		5	3200		171		750							
11 Wm E. Clayton	60	25		1000	10	20	2			2		15	250		116		500	60						
12 Benj. Edwells					12	25		2	2			18	280		200		500							
13 Wm E. Clayton	60	160		3300	200		4	4	5	12	40	600		300		750	150							
14 W. Palauway	50	150		4000	100	50	2	1	1	1		2	300		Did not farm last year									
15 John Jackson							1	1	2				180											
16 R. Bailey	50	40		1800	45		2	3	1	3	20	300				500	50							
17 J. Ke Spauldy	132	10		4800	150	200	2	1				40	300		1200		1500							
18 Jesse Woodridge	200	150		8700	150	100	3	7	5	7		40	800		700		140							
19 Wm J. Rucker							1					4	100		Did not farm last year									
20 W. Woodridge							3	2	1	3	380				Did not farm last year									
21 J. Hurt							3	2	1	2	25	25	450		350		350	200						
22 Moses Criskill	100	150		1800	100	75	4	2	3	3	16	30	850		1130		625							
23 James Powell	118	285		11000	30	30	4	2	7	1	13	20	750		500		500	50						
24 Vincent Trick	100			2000	15		2		2	2	10	8	300		50		500							
25 James Turner	100	70		4000	100	80	2	2	2			28	400		250		400							
26 George Hopkins												8	80		100		150							
27 W. B. Hopkins	300	150		11000	130		7	6	3	4	8	14	80	1380		1400		4000					1500	
28 John A. Givens					30	50	2		2	3	15	300		159		500								
29 Moses Hawkins						30	1	1	2	1	15	10	250		220		500	100						
30 Bradley Campbell	60	70		3000	150	50	4	1	3	2	13	14	650		402		1200	60						
31 Wm. S. Smit	60	60		3000	250	60	6	1	2	6		47	780		300		500	70						
32 Wm. Clayton	90	70		3000	130	150	5	3	2	2	4	35	1000		800		720	240						
33 Wm. Gibson	200	400		30,000	4000	1000	6	4	5	15		14	1000		600		120	500						
34 Thos. Roach	60	200		13000	100	100	7	1	1			4	40	800		300		200						
35 Thos. Gibson	60	200		13000	60	75	2		2			26	300		400		400	50						
36 John Fattel	167	3		8000	150		2	1	2	2		1	250		400		100	150						
37 John Samuell	50	50		4000	100	100	3	1	3	7		14	500		400		375	175						
38 Edward Taylor	10	30		800	100	100	1		1			16	240		570		200							
39 Sylvester Lebert	80	80		300	300	200	2	4	2	1		12	600		570		500	60						
40 Peter Schneider	100	200		5000	200	180	2	2	3			80	70	1000		350		1000	500					
				177050	8000	3220	98	47	75	10	82	199	791	17490		13833		22205	2750					1500

State of Missouri, enumerated by me on the 18th 20th, 23 day of August, 1870.

Ass't Marshal.

YEAR ENDING JUNE 1, 1870.

Cotton.	Wool.	Fens and Penna.	POTATOES.		Orchard products.	Wine.	Fruit of Market Gardens.	DAIRY PRODUCTS.			SEED.			Flax.	Flax-seed.	Silk cocoons.	SUGAR.			BEES.		Forest products.	Value of Home Manufactures.	Value of animals slaughtered or sold for slaughter.	TOTAL VALUE.							
			Bales (450 lbs.)	Lbs.				Bush.	Bush.	Bush.	Dolls.	Gallons.	Dolls.				Butter.	Cheese.*	Milk sold.	Hay.	Clover.					Grass.	Hops.	Hemp.	Lbs.	Bush.	Lbs.	Maple.
25	26	27	28	29	30	31	32	33	34	35	36	37	38	39	40	41	42	43	44	45	46	47	48	49	50	51	52					
			30					200																		300	900	1				
			35		40			50																25			230	300	2			
			35					20																			30	500	3			
																											100	300	4			
	8		80	3	45			300																				400	5			
	20							100																10			275	1500	6			
	25		5									5																140	800	7		
	35		15					25																				150	1100	8		
			30																										500	9		
			40	4				80														12					200	700	10			
			18					375																	50		40	550	11			
			60					100																				142	600	12		
			5					50																				200	850	13		
	40		2		20			30														35			70	150	500	14	14			
			10					100																				350	350	15		
			22		20			100																				2400	2700	16		
			25		20			200				6																450	2300	17		
																													800	18		
																															19	
																															20	
																														600	21	
			250		10			300															10				100	900	22			
	40		30	7	50			100																					325	1400	23	
	60		25	5	40			40																	25	20	250	700	24			
	27		25	5				30																					100	600	25	
			25					150																4				250	400	26		
	90		25	30	25			80				4											4	15				120	1900	27		
																													800	1200	28	
			70					100															10						120	700	29	
	25		10					50																			20	100	1300	30		
	50		30	30	50			100																					100	800	31	
			5	5	25			100																					580	1300	32	
			20		30			100																					300	1200	33	
			100		100			400																		300		330	2100	34		
	14		80	50				70				6															10	120	800	35		
			100	10	40			140				6																	70	850	36	
			40					100				2																	100	200	37	
			10					50																					60	720	38	
			10		80			100															20						180	230	39	
			8		10			100																					25	360	1300	40
	45							3900																						34550	41	

Did not farm last year
Did not farm last year

* This will include only such cheese as is made upon the farm. Milk sent to cheese factories will be regarded as milk sold off the farm.

SCHEDULE 3.—Productions of Agriculture in *Saline Township*, in the County of *Cooper*, in the Post Office: *Romille*

1870

Name of Agent, Owner, or Manager.	ACRES OF LAND.			PRESENT CASH VALUE.			Total amount of wages paid to hands, including value of board.	LIVE STOCK, JUNE 1, 1870.								PRODUCE DURING THE YEAR.											
	Improved.	UNIMPROVED.		Of farm.	Of farming implements and machinery.	Dolls.		Dolls.	Horses.	Mules and Asses.	Milch Cows.	Working Oxen.	Other Cattle.	Sheep.	Swine.	Value of all live stock.	WHEAT.				Rye.	Indian Corn.	Oats.	Barley.	Buckwheat.	Rice.	Tobacco.
		No.	Wood-land.														Other unimproved.	Spring.	Winter.	Bush.							
	2	3	4	5	6	7	8	9	10	11	12	13	14	15	16	17	18	19	20	21	22	23	24				
1. Hoyle Edward	60			2400	200	100	4	2	3		4	20	15	700		150		300	110								
2. John B. McCall	40	80		500	150	25	3		2		4		12	500		450		200	50								
3. Powell	40	40		3200	50	50	1	5	2		2	8	30	800		400		500	150								
4. Joseph Pursley	25	55		2500	50	50	1	2	2		2	12	18	350		235		200	40								
5. John A. Goff							2	1			1			2	300			500									
6. James Hall	65	95		5000	250	50	1	2	2					30	280		300		750	150							
7. John O. Brockman	20	230		8000	250	200	1	5	3		1			25	780		500		100	100							
8. Levi Shepherd	7						2	4	2		4			18	650		300		375								
9. Ephraim Brown	40	20		2000	80	100	3	1	2		1			30	500		300		200								
10. Aaron Vaughan	30	60		3100	150	80			2	1				7	210		200		500	100							
11. Isaac Henry	10	70		1125	25	20	2		1		2	7	8	250		150		150									
12. G. H. Phillips	35	45		800	115		1	2	2		1	1	18	300		240		250									
13. Montgomery					50	50	3	2	2		2	4		500				450									
14. E. J. Smith	50	60		2000	110	40	1	2	2					4	18	260			500								
15. Lacy M. Clavahan	40	20		1300	110	40	2		2		1	12	10	350		200		600									
16. Newton Ripps	60	10		1400	100	50	2		1			13	13	200		169		625	125								
17. Thos. McLanahan	80	101		3500			4		2		3	8	30	700		50		550	175								
18. James G. Lane	13	27		350	20	25	3	2	1		15	15	8	500		165		625									
19. Sage Turner	60	20		1200	120	30			2					15	250		215		100	100					330		
20. G. B. Pursley	100	103		2300	100	80	4	3	4		4	12	30	700		396		1250	50								
21. Green Clay	25	75		1000	15		1		1			7	15	180		153		375	110								
22. C. Kilgimson	80	50		2500	115				3	2				3	100		350		1500	100							
23. Isaac Ripps	30	140		2700	45	30	2		2		1	5	7	300		288		50	40								
24. Jas. McCall	30	50		2000	25		3		1		2	2	8	350		24		125	50								
25. Pyre H. Cager	35	25		2000	160		3		2		2		25	400		400		300	100								
26. Louis Cager	55	45		2200	300	70	3	3	2		4	10	40	580		400		750	60								
27. John H. Cager							2		1					5	150		50		500	50							
28. Wm. Gross	150	350			100		5		1					7	400	62		250	500								
29. Thos. H. Strick	80	30			20	20	3		1					6	400			500	150								
30. W. C. Cooper	60	60		2500	25		2		1					7	190												
31. Jacob Ripps	75	125		3000	150		4	1	2		25	10	50	500		270		400	110								
32. Isaac Goode	20	60		1000	100	20	2	3	2		1	5	8	600		43		350	65								
33. Herman Piler	40	110		2000	300	50	3	3	3		4	8	24	800		380		50	300								
34. Melrich Early	125	190		4000	150		6	2	4		2	20	23	7000		677		50	600								
35. Adam Schulz	130	170		4000	200	50	8	2	4		4	20	25	1100		500		200	200								
36. Adoff Linker	40	40		800	130	50	1	3	3		1	10	40	400		140		40	100								
37. Arch. Miller	20	20		500	35	10	2							19	150					Did not farm last year							
38. Lacy M. Clavahan	40	40		1600	70	60	2		1		1		10	150		90		250	100								
39. Margaret Graff	23	57		2000	30	15	2	2	2				10	5	450		150		30								
40. Ludwig Metz	40	52		2400	100	30	1	1	4		5	10	7	300		238		200	40								

1965 220 7635 4000 1390 89 55 72 58 257 576 1440 62 809 14645 5785 330

State of Wisconsin, enumerated by me on the 23rd 24th 25th day of August, 1870.

H. H. Allison, Ass't Marshal.

YEAR ENDING JUNE 1, 1870.

	YEAR ENDING JUNE 1, 1870.																									TOTAL VALUE.			
	Cotton. (Bales 450 lbs.)	Wool. Lbs.	Peas and Beans. Bush.	POTATOES.		Orchard products. Dolls.	Wine. Gallons.	Produce of Market Gardens. Dolls.	DAIRY PRODUCTS.			SEED.					SUGAR.			BEES.		Forest products. Dolls.	Value of Home Manufactures. Dolls.	Value of animals slaughtered for sale for slaughter. Dolls.	Estimated value of all farm production, including bet-terments and addi-tions to stock. Dolls.				
				Irish. Bush.	Sweet. Bush.				Butter. Lbs.	Cheese.* Lbs.	Milk sold. Gallons.	Hay. Tons.	Clover. Bush.	Grass. Bush.	Hops. Lbs.	Hemp. Tons.	Flax. Lbs.	Flax-seed. Bush.	Silk cocoon. Lbs.	Maple. Lbs.	Oats. Hhds. (1,000 lbs.)					Molasses. Gallons.	Wax. Lbs.	Honey. Lbs.	
25	26	27	28	29	30	31	32	33	34	35	36	37	38	39	40	41	42	43	44	45	46	47	48	49	50	51	52		
1	50		20	10	80			200			2												20			500	1200	1	
2			25					100																		225	1000	2	
3	30		10		70			100													7					225	1410	3	
4	13		10					50																		100	600	4	
5								50																			200	200	5
6			10					20																			250	900	6
7			40					200			4															200	700	7	
8			50																							200	650	8	
9			20					80																		120	550	9	
10	10		15					108																		100	600	10	
11	10		5					50																		125	350	11	
12								30			2															105	500	12	
13	12							150																		125	450	13	
14	15							100														20					300	14	
15	27							50														27				80	580	15	
16	16		10					50														15				45	750	16	
17	20		30					20																		225	700	17	
18	24		6					100			2															75	500	18	
19			15					50																		180	650	19	
20	50				80			100			3															200	1150	20	
21	16		16		10																					60	450	21	
22			25					200														40				50	1000	22	
23	20		15	5				30			1															150	550	23	
24			25					100																			150	350	24
25			3					50			1															130	750	25	
26	10		50					50			5											10				200	1100	26	
27			5		20			50																		30	550	27	
28											40																	200	28
29	8							30																		20	350	29	
30																													30
31	40		40		40			25														20	15		50	80	650	31	
32	17		5					30														12			30	140	500	32	
33	26		40		25			52			6															150	600	33	
34	50		100		25			100			6											40			40	175	1500	34	
35	38		30		25			50			4											100				225	1200	35	
36	77		30		25			100														10				40	400	36	
37																													37
38	15		3		30			58																			100	350	38
39	25		12		25			70			1											12			30	90	330	39	
40	40		30																			10				120	580	40	
	309		748	15	450			2603			47										323		35	150	5018	257100			

* This will include only such cheese as is made upon the farm. Milk sent to cheese factories will be regarded as milk sold off the farm.

SCHEDULE 3.—Productions of Agriculture in Saline Township, in the County of Cooper, in the

Post Office: Normville



Name of Agent, Owner, or Manager.	ACRES OF LAND.			PRESENT CASH VALUE.		Total amount of wages paid during the year, including value of board.	LIVE STOCK, JUNE 1, 1870.								PRODUCE DURING THE YEAR.									
	Improved.	UNIMPROVED.		Of farm.	Of farming implements and machinery.		Horses.	Mules and Asses.	Milk Cows.	Working Oxen.	Other Cattle.	Sheep.	Swine.	Value of all live stock.	WHEAT.		Rye.	Indian Corn.	Oats.	Barley.	Buckwheat.	Rice.	Tobacco.	
		No.	Wood-land.												Other unimproved.	Dolls.								Dolls.
1	2	3	4	5	6	7	8	9	10	11	12	13	14	15	16	17	18	19	20	21	22	23	24	
David Schult	100	100		5000	175	200	5	3	2		1	22	21	550		400		500	250					
Wilson Leamer	100	60		2500	400	200		3	3		5		35	330		415		200	180					
John Casar	10	30		500	50		3		1				4	200		140		150	20					
Henderson Tally	30	50		1200	60	50	3		2		1	9	9	250		84		150						
William Tally	10	30		500	20	10	2		1				5	200		80								
Edward Miller	27	13		1500	15		7		1				1	200		250		150					150	
Wood Copper	50	100		1500	100	30	2		2		1		11	360				100	200					
John Schmitt	80	140		3000	200		2	4	3		2		30	300		500		500	500					
Louis Montgomery	20	40		1200	25		2		1		1		12	250		100		200	50					
Harrison Spore	25	55		1800	120	30	2		1		1		1	250		225		200						
Geo. B. Smith	40	40		2000	120	40	2		2			20	8	300		250		100	150					
David Shields	30	50		500	60	20	5		2			7	5	550		120		250	35					
Th. Empoff	40	200		3000	300		5		2		2	9	18	580		250		450	150					
W. McDaniel	23	17		800	75	20	3		2				1	280		120		200						
W. McDaniel	80	100		3000	100	120	5	3	4		6	35	16	860		118		400	200					
W. McDaniel	18	42		800	40		2		1		1		8	300		150		100						
W. Gardner	37	78		2000	60	50	6		2		2	15	27	700		540		250	60					
James Harris	30	26		1000			1		1			6	6	200		140		200						
M. L. Tally	20	20		900	100		2		2			6	11	480		This farm was rented last year.								
Thos. Hoale	70	90		3000	300		3		2		2	8	14	600		140		480	60					
Wm. T. Pogue							3							250				375						
Thos. J. Hale	20	20		800	120		2	1	2			6	12	400		705		250	50					
David Partis	36	17		800	10		2		1			10	14	360		75		375						
James Partis	10	30		800	20		1						1	90		20		100				230		
Gabriel Hoale	30	30		1650	100	20	3	2	2			14	26	650		225		400	100					
Am. L. Hombach	50	110		3000	125		1	2	1			12	14	350		235		300	50					
Ed. Monroe	25	35		2000	75		4		2				4	560		150		100	75					
G. H. Cary	50	70		3000	50	20	2		1		2		40	380		100		500	150					
John Kaden	35	85		3500	120	80	2		2		3		15	300		18		25	40					
Louis Broyles	150	90		4000	100	75	4	4	1		6		104	900		473		650						
W. E. Davis	65	15		2000	50		3		1		1		96	600		630		400	50					
W. H. Mills	80	15		2000	150	50	2	4	3		3		38	700		450		625	50					
Joseph Johnson	80	40		4000	400	150	1	4	4		7	25	30	700		300		400						
W. S. Gentry	43	77		3000	100		2	1	3		4	2	26	400		180		1200						
James W. Johnson	117			2000	200	30	4	1	4			13	12	600		550		250	80					
Wm. S. Parsons	45	100		4500	150	200	4	4	5		5		12	960		475		300						
Thos. Minson	30	180		5000	125		5		3				30	580				500						
Thos. J. Davis	80	80		4000	120	25	2	2	1		15		13	360		550								
James S. Owens	120	50		4000	800	200	3	2	5		7		50	600		1000		300						
Thos. Robertson	170	170		6000	1000	1000	7	3	4		7	40	110	1000		3500		1200	300					
		2076	1257	97750	6095	2020	110	44	91		85	209	878	18710		12730		12790	2900					588

State of Missouri, enumerated by me on the 25th 27th & 30th day of August, 1870.
W. H. Allison, Ass't Marshal.

YEAR ENDING JUNE 1, 1870.

Cotton	Wool	Peanut Beans	POTATOES.		Orchard products	Wine	Produce of Market Gardens	DAIRY PRODUCTS.			SEED.					SUGAR.			BEES.		Forest products	Value of Home Manufactures	Value of animals slaughtered or sold for slaughter	TOTAL VALUE								
			Irish	Sweet				Butter	Cheese*	Milk sold	Hay	Clover	Grass	Hops	Hemp	Flax	Flax-seed	Silk cocoons	Maple	Cane					Molasses	Wax	Honey					
																												Bales (450 lbs.)	Lbs.	Bush.	Bush.	Dolls.
25	26	27	28	29	30	31	32	33	34	35	36	37	38	39	40	41	42	43	44	45	46	47	48	49	50	51	52					
	80		10		50			150																		150	1100	1				
			15					100			4															200	1000	2				
			5					50																		30	250	3				
	30		15																		18					75	200	4				
																											80	5				
			25																							120	450	6				
																											130	7				
			150		30			250			10											22				300	1350	8				
			20		15																						200	9				
			12		30			75														35				60	500	10				
	30		60					150																		100	550	11				
	116		12					150																		50	400	12				
	25		100		50			98			1											8				210	730	13				
			9					70			2															75	300	14				
	100		25		70			150																		200	700	15				
								150														3				60	320	16				
	50		5					50			6															240	700	17				
	20		4					50																		80	280	18				
	25		<i>Rented</i>		<i>200 last</i>			<i>50 year</i>																		<i>200</i>	<i>200</i>	19				
	26		15		200			40														10				20	120	700	20			
	38		30		25			50																		20	120	350	21			
	20																					6				60	300	22				
																											200	23				
			5																							30	150	24				
	40		50		2			200			4											25				75	85	250	25			
	25		25		40			20														30				30	60	600	26			
	20							20																			80	400	27			
			40		25			30																			80	550	28			
			25					100																			120	230	29			
			10					50																			65	225	30			
			12		25			40																			175	1000	31			
			60		16			200																			150	900	32			
	50		50					200			21															10	5	100	18	394	1000	33
	10		40	30	40			100														25				4	30	180	1050	34		
	25		80		25			200														38					180	1000	35			
			30		20			400			4															75	200	144	1200	36		
					25			100																				180	390	37		
																												150	710	38		
			100					100			10																	250	1500	39		
	230		100	20	150			200																				657	19800	40		
	865		1177	50	858			3483			62											230			84	330	155	10190	33735	41		

* This will include only such cheese as is made upon the farm. Milk sent to cheese factories will be regarded as milk sold off the farm.

SCHEDULE 3.—Productions of Agriculture in Saline Township, in the County of Cooper, in the

Post Office: Kornville

Name of Agent, Owner, or Manager.	ACRES OF LAND.			PRESENT CASH VALUE.		Total amount of wages paid during the year, including value of board.	LIVE STOCK, JUNE 1, 1870.									PRODUCE DURING THE YEAR.							
	Improved.	UNIMPROVED.		Of farm.	Of farming implements and machinery.		Horses.	Mules and Asses.	Milch Cows.	Working Oxen.	Other Cattle.	Sheep.	Swine.	Value of ALL live stock.	WHEAT.		Rye.	Indian Corn.	Oats.	Berley.	Buckwheat.	Rice.	Tobacco.
		No.	Woodland.												Other unimproved.	Dolla.							
1	2	3	4	5	6	7	8	9	10	11	12	13	14	15	16	17	18	19	20	21	22	23	24
Tregg & Piggott	61			6,000	300	400	2	2	2			20	1,000		150		250	100					
Charles Reinhart	21			15,000	100	100	1		1				200										
Eli Stout	17			1700	50	50			1				50										2350
John Davis	150	100		12,000	500	500	5	3	5	3	20	40	1,000		950		200						
W. Higginson	8	4		2,000	50		2						11	150			100	100					
Cyrus Shirley	35	45		2,000	75	30	3	3	4	2		23	600		110		300						
Saml. Maxwell	140	60		2,000	200		4		3	4		35	600		1,200		200	350					
H. M. Mills	200	100		6,000	600	200	4	9	7	7	25	30	1,700		1,500		2,000	400					
S. Steffler	20	50		1,500	200	80	4		5	4	8	14	550		250		300	100					
Jas. M. Campbell	30	70		2,500	150	50	1	2	4			6	20	400		125		500	150				
J. M. Trauman	150	150		8,000	300	130	5	10	4	6	30	50	2,500		600		800	180					
John Williams	185	175		4,000	200	150	6	1	5	2	20	20	800		300		750	100					
Wm. Stone	40	60		1,500	60	120	2		2	1	20	15	400		50		400	100					
Wt. Shipley	60	40		800	200	200	3		3	3	30	20	400		525		750	75					
Alexander	28	72		1,200	20	20	3		3	2	10	40	570		100		100	40					
D. H. Jones	60	60		4,000	20	10	2		2	2		1	200		380		400						
Dorothy Gale	40	6,000		8,000	100	50	3	2	3	6	13	15	700		150								
Thurston Foster	26	24		1,200	150	50	2		1	1			250		175		300						
Harriet Rogers	100	220		9,000	300	150	4		4	3	20	20	800		250		800	100					
John Rankin	70	100		4,000	400	200		2	4	4	20	5	300		300		500	100					
Frederic Schult	25	71		2,000	130	15	2		2			4	4	300		105		200	30				
Godfrey Pack	21	19		1,200	80		2		2	3		6	200		110		720	60					
Oscar Budge	50	100		3,000	120	100	2	6	2	5	20	12	850		100		500	60					
Robert Miller	50	30		2,000	130	90	3	2	5	10	30	25	700		150		1,000	100					
Cyrus Robinson	60	20		2,500	400	150	1	2	3	4		20	400		900		200	200					
D. R. Howell	100	10		4,000	200	150	5		2	2		100	700		800		1,000	100					
Sam. Givens	60	20		3,000			1	1	3	1	14	6	300		30		150	80					
S. J. Jewett	70	90		7,600	500	200	7	4	3				75	1,000		400		500	100				
John A. Smith	100	240		3,000	200	100	2	2	4	4	10	20	550		400		500	200					
Shad Baslie	33	90		1,000	120	200	3	4	2	1		25	700		150		450	100					
Robt. McCulloch	20	73		1,000	100	50	2		2	2		4	250				500						
Garhard Dale	20	20		500	40	10		1	1			3	150		100		100	50					
Chas. Reding	20	60		1,000	100	50	2	1	3	2		15	350		50		350	20					
Ernst Sempst	20	60		1,000	50	20		2	2	1		15	250		60		100	40					
Susan Shirley	50	70		2,500	150	50	4	5	3			10	800		100		750	60					
Peter Runkle	25	55		3,500	100	50	1	2	1			14	300		60		400						
A. Steigleider	90	70		4,000	500	140	5		5	2	11	15	30	800		500		200	350				
John A. Klug	55	25		2,000	500	100	6	3	2	4		24	1,000		400		800	280					
J. A. Ruth	75	70		3,000	240	100	3	2	4	4	16	18	700		250		250	180					
D. W. Edwards	30	47		2,000	130	50	3					13	21	280				400	100				

2445 8012 147200 7795 4115 110 77 114 2 104 350 85 2 23690 11830 1770 4005 2350

State of *Missouri*, enumerated by me on the *31st 1870*

day of *Aug & Sept*, 1870.
H. N. A. Allison, Ass't Marshal.

YEAR ENDING JUNE 1, 1870.

Cotton.	Wool.	Peas and Beans.	POTATOES.		Orchard products.	Wine.	Produce of Market Gardens.	DAIRY PRODUCTS.			Hay.	SEED.		Hops.	Hemp.	Flax.	Flax-seed.	Silk cocoons.	SUGAR.		Molasses.	BEES.		Forest products.	Value of Home Manufactures.	Value of animals slaughtered or sold for slaughter.	TOTAL VALUE.		
			fresh.	Sweet.				Butter.	Cheese.*	Milk sold.		Clover.	Grass.						Maple.	Cane.		Wax.	Honey.					Dolls.	Dolls.
Bales (450 lbs.)	Lbs.	Bush.	Bush.	Bush.	Dolls.	Gallons.	Dolls.	Lbs.	Lbs.	Gallons.	Tons.	Bush.	Bush.	Lbs.	Tons.	Lbs.	Bush.	Lbs.	Lbs.	Hbds. (1,000 lbs.)	Gallons.	Lbs.	Lbs.	Dolls.	Dolls.	Dolls.	Dolls.		
25	26	27	28	29	30	31	32	33	34	35	36	37	38	39	40	41	42	43	44	45	46	47	48	49	50	51	52		
			75	10	15			100																		50	450	1	
			75					40			15																	410	2
	150		700	500	100	40		300			11												1000			40	3000	3	
			60	16	40			100																				200	4
			20					100																			80	400	5
			50					300																			300	1200	6
	50		100		100			300																			300	2000	7
	30		15		25			100			2																200	2700	8
	12		20					50																			200	700	9
	70		20					150			40																400	1100	10
	40		15					75			4																250	1200	11
	50		10					150																			180	1100	12
	65		10					100			8										18					200	1150	13	
	25		15					150													38					120	1300	14	
			120					150			20															110	500	15	
			60					50																		200	800	16	
			50					100			1															100	450	17	
	78		20		50			200			10										20					300	1000	18	
	170		15					160			1										15					250	1200	19	
	75		30					50			4										40					180	1100	20	
	10		15					50													15					50	600	21	
			60					50													15					80	900	22	
	100		10					100			15										20					100	800	23	
	100		25					250			13										80					400	1600	24	
								100																		200	1500	25	
			300					150																		200	2000	26	
			30					150			1															300	800	27	
	20		30					60			2															250	1200	28	
			10					50																		200	1300	29	
			30					50																		100	800	30	
			10					130																		60	500	31	
			8					50													15					50	400	32	
			20					30													10					75	500	33	
	20		20					150			2															100	600	34	
			15																							50	700	35	
	100		60		60			60			20															300	1000	36	
			15					100													15					250	1400	37	
	70		100		25			250			1										16					350	1800	38	
	15		20					50																6		150	1000	39	
	75		5	6				210			35													60		290	800	40	
	1325		2263	526	415	40		4815			208														509	66	1000	2065	42150

* This will include only such cheese as is made upon the farm. Milk sent to cheese factories will be regarded as milk sold off the farm.

SCHEDULE 3.—Productions of Agriculture in Saline Township in the County of Cooper, in the

Post Office: Bonville



Name of Agent, Owner, or Manager.	ACRES OF LAND.			PRESENT CASH VALUE.		Total amount of wages paid during the year, including value of board.	LIVE STOCK, JUNE 1, 1870.								PRODUCE DURING THE										
	Improved.	UNIMPROVED.		Of farm.	Of farming implements and machinery.		Horses.	Males and Asses.	Milk Cows.	Working Oxen.	Other Cattle.	Sheep.	Swine.	Value of all live stock.	WHEAT.		Rye.	Indian Corn.	Oats.	Barley.	Buckwheat.	Rice.	Tobacco.		
		No.	Wood-land.												Other unimproved.	Dolls.								Dolls.	No.
1	2	3	4	5	6	7	8	9	10	11	12	13	14	15	16	17	18	19	20	21	22	23	24		
1 <u>E. Schalfant</u>	<u>112</u>	<u>166</u>		<u>2000</u>	<u>500</u>	<u>100</u>	<u>3</u>		<u>3</u>	<u>15</u>	<u>18</u>	<u>22</u>	<u>800</u>		<u>1080</u>		<u>900</u>	<u>1300</u>							
2 <u>John W. Windsor</u>	<u>200</u>	<u>155</u>		<u>13000</u>	<u>350</u>	<u>400</u>	<u>6</u>	<u>5</u>	<u>5</u>	<u>2</u>	<u>14</u>	<u>120</u>	<u>20</u>	<u>1500</u>		<u>800</u>		<u>1200</u>	<u>400</u>						
3 <u>Eliza Bales</u>	<u>60</u>	<u>80</u>		<u>3000</u>	<u>125</u>	<u>125</u>	<u>2</u>	<u>2</u>	<u>4</u>		<u>2</u>		<u>13</u>	<u>500</u>		<u>200</u>		<u>200</u>							
4 <u>Heming Kurt</u>	<u>50</u>	<u>100</u>		<u>3200</u>	<u>200</u>	<u>100</u>		<u>2</u>	<u>2</u>		<u>2</u>	<u>4</u>	<u>13</u>	<u>600</u>		<u>150</u>		<u>500</u>	<u>150</u>						
5 <u>Jas. J. Kurt</u>	<u>55</u>	<u>189</u>		<u>4880</u>	<u>150</u>	<u>30</u>	<u>1</u>	<u>2</u>	<u>1</u>			<u>20</u>	<u>8</u>	<u>350</u>		<u>150</u>		<u>300</u>	<u>150</u>						
6 <u>W. M. Myers</u>	<u>75</u>	<u>13</u>		<u>8000</u>	<u>500</u>	<u>500</u>	<u>1</u>		<u>2</u>					<u>200</u>		<u>2000</u>		<u>150</u>	<u>100</u>						
7 <u>Jos. D. Bengrim</u>	<u>50</u>	<u>100</u>		<u>300</u>	<u>150</u>	<u>200</u>	<u>4</u>	<u>8</u>	<u>4</u>		<u>1</u>		<u>3</u>	<u>1500</u>		<u>200</u>		<u>480</u>	<u>600</u>						
8 <u>Jes. Craft</u>	<u>8</u>	<u>20</u>		<u>1700</u>	<u>75</u>	<u>35</u>	<u>2</u>		<u>1</u>				<u>7</u>	<u>200</u>		<u>150</u>		<u>750</u>	<u>45</u>						
9 <u>James Koepfer</u>	<u>50</u>	<u>100</u>		<u>1500</u>	<u>150</u>	<u>80</u>	<u>2</u>		<u>2</u>		<u>2</u>		<u>12</u>	<u>300</u>				<u>500</u>	<u>80</u>						
10 <u>Nicholas Gude</u>	<u>30</u>	<u>80</u>		<u>1100</u>	<u>50</u>	<u>30</u>	<u>1</u>	<u>1</u>	<u>2</u>		<u>1</u>		<u>10</u>	<u>250</u>				<u>300</u>	<u>50</u>						
11 <u>Alexander Sampson</u>	<u>40</u>	<u>100</u>		<u>1400</u>	<u>85</u>	<u>75</u>	<u>2</u>	<u>1</u>	<u>3</u>		<u>2</u>		<u>13</u>	<u>350</u>				<u>450</u>	<u>85</u>						
12																									
13																									
14																									
15																									
16																									
17																									
18																									
19																									
20																									
21																									
22																									
23																									
24																									
25																									
26																									
27																									
28																									
29																									
30																									
31																									
32																									
33																									
34																									
35																									
36																									
37																									
38																									
39																									
40																									
		<u>752</u>	<u>1103</u>		<u>49080</u>	<u>2535</u>	<u>1675</u>	<u>24</u>	<u>21</u>	<u>29</u>	<u>2</u>	<u>39</u>	<u>162</u>	<u>121</u>	<u>6550</u>		<u>4930</u>		<u>5730</u>	<u>3060</u>					

1
2
3
4
5
6
7
8
9
10
11
12
13
14
15
16
17
18
19
20
21
22
23
24
25
26
27
28
29
30
31
32
33
34
35
36
37
38
39
40
4

State of *Missouri*, enumerated by me on the *3rd*

day of *September*, 1870.
H. A. Allison, Ass't Marshal.

YEAR ENDING JUNE 1, 1870.

Cotton. (Bales 450 lbs.)	Wool. Lbs.	Peas and Beans. Bush.	POTATOES.		Orchard products. Dolls.	Wine. Gallons.	Produce of Market Gardens. Dolls.	DAIRY PRODUCTS.			Hay. Tons.	SEED.		Hops. Lbs.	Hemp. Tons.	Flax. Lbs.	Flax-seed. Bush.	Silk cocoons. Lbs.	SUGAR.		Molasses. Gallons.	BEES.		Forest products. Dolls.	Value of Home Manufactures. Dolls.	Value of animals slaughtered or sold for slaughter. Dolls.	TOTAL VALUE. Estimated value of all farm produc- tion, including bel- ongments and addi- tions to stock. Dolls.		
			Irish. Bush.	Sweet. Bush.				Butter. Lbs.	Cheese.* Lbs.	Milk sold. Gallons.		Clover. Bush.	Grass. Bush.						Maple. Lbs.	Cane. Hhds. (1,000 lbs.)		Wax. Lbs.	Honey. Lbs.						
25	26	27	28	29	30	31	32	33	34	35	36	37	38	39	40	41	42	43	44	45	46	47	48	49	50	51	52		
1	35		70	6				200		35													60		300	2300	1		
2	400		40	16	30			300		8											80				800	2400	2		
3			12		20			100		2															200	550	3		
4	9		5					150																		150	600	4	
5	26		40					140																		150	600	5	
6			200	100	600			400																	900	100	3000	6	
7			100		50			200		3																100	1000	7	
8			15		30			50																		100	650	8	
9			30	10				100		1																120	380	9	
10			20	5				85		1																100	320	10	
11			10					110																		160	500	11	
12																												12	
13																												13	
14																												14	
15																												15	
16																												16	
17																												17	
18																												18	
19																												19	
20																												20	
21																												21	
22																												22	
23																												23	
24																												24	
25																												25	
26																												26	
27																												27	
28																												28	
29																												29	
30																												30	
31																												31	
32																												32	
33																												33	
34																												34	
35																												35	
36																												36	
37																												37	
38																												38	
39																												39	
40																												40	
	510		542	131	2301			1835		50																700	2280	12300	4

* This will include only such cheese as is made upon the farm. Milk sent to cheese factories will be regarded as milk sold off the farm.