

SCHEDULE 3.—Productions of Agriculture in Boruff Township, in the County of Franklin, in the

Post Office: Berger Mo.



Name of Agent, Owner, or Manager.	ACRES OF LAND.			PRESENT CASH VALUE.		Total amount of wages paid during the year, including value of board.	LIVE STOCK, JUNE 1, 1870.								PRODUCE DURING THE YEAR.									
	Improved.	UNIMPROVED.		Of farm.	Of farming implements and machinery.		Horses.	Mules and Asses.	Milch Cows.	Working Oxen.	Other Cattle.	Sheep.	Swine.	Value of All live stock.	WHEAT.		Rye.	Indian Corn.	Oats.	Barley.	Buckwheat.	Rice.	Tobacco.	
		No.	Wood-land.												Other unimproved.	Dolls.								Dolls.
1	2	3	4	5	6	7	8	9	10	11	12	13	14	15	16	17	18	19	20	21	22	23	24	
1. Miser Thomas	10			1000.	20.			1	2				4	100.				100					300	
2. Anthony Ed.	10			1000.	15.			1	2				6	120.				300					500	
3. Holland Jordan	13			1000.	20.			1					2	70.				400					1000	
4. Records Louis	4			300.	10.								2	10.				150					300	
5. Mittraus Simon	75	20	20	5000.	300.	200.	2	2	4.		1	15	40	500.	700		1500		40					
6. Speckhals Chas.	60	20	5	2000.	100.	75.	2	2	2		3		8	300.	500		200	20						
7. Schone Rose Henry	3			100.	10.				2				5	70.										
8. Mittraus William	100	40	25	7000.	150.	400.	2	4	5.		6	14	70	600.	1000		2500							
9. Dieterle G. S.	110	110		5000.	200.	150.	6		4		3		8	600.	800		100	100	25	10				
10. Kemp John	15			1000.	20.				1		1		5	80.		50		100						
11. Steinmetz Joseph	650	25	30	3000.	100.	100.	2		4	2	1		15	300.	250		500							
12. Dieckrich Wm	45	70		2000.	50.		3		1		2	10	12	300.	200		300	100						
13. Speckhals Ignatz	25	19		1000.	200.				1	1				100.		250								
14. Board W. J.	25	25	13	2800.	50.	50.	2		1		4	7	8	200.	190		800							
15. Mittraus Wm.	24			2000.	50.				1				25	115.	100		1200							
16. Ellis Robert	7			300.									1	4.			150							
17. Procter Henry	7			300.									1	5.			150							
18. Anders Henry	15			600.					1				5	50.	25		800							
19. Hooper Geo. H.	120	50	5	10000.	300.	1000.	2	6	4		10		65	1000.	400		3000		65					
20. Wolf Louis	30			2000.	50.	75.	2	1	2			1	25	300.	200		600		60					
21. Allins Anderson	5			250.				1						40.			150							
22. Holland Mary	4			300.				1		1				70.										
23. Schaub Geo. A.	47			2000.	100.			5					18	390.										
24. Wellman S.	30			1500.	200.	100.	2		2		1		10	200.	240.		250		30					
25. Bethels Frank	18	15		1300.	50.	10.	2		1		1	2	4	200.	125		250							
26. Davis Squire	11			400.	10.			1						20.			300							20
27. Kithite Sam	4			200.									1	5.			50							
28. Merry Samuel	4			200.									1	6.			100							25
29. Wotte John	25			1200.	50.		2		1				2	200.										
30. Pierson Louis	10			400.	10.				1		2			50.			50							
31. Schaub Chas.	55			2000.	200.	250.	2		1		1		15	200.	400		600	50						
32. Board E. W.	60	10	55	3000.	200.	300.		3	3	2	2		39	500.	600		700							
33. Board Henry	15			600.	10.			1					20	140.			200							25
34. Board Phillip	90	5	10	3000.	400.	550.	2	5	3		3	8	16	600.	600	15	600	100	20					
35. Board Thomas	30	15		1500.	100.	300.	2	3	2			8	3	250.	150	40	250	20	10					
36. Board Christ.	20		5	1500.	100.	100.	1	1	1				8	200.	200	30	200	25						
37. Wellman Henry	5			300.									6	20.	240		250		50					
38. Wiseman S.	15			500.					1					15.		30								
39. Gutierrez August	30		40	1500.	100.	50.	1	6	2		2	5	15	600.	500	30	400		30					
40. Grover Con.	5			400.					1		1		3	60.		91								

1221 424 208 69450 3175 3710 48 35 57 4 44 70 408 8590 7641 115 1720 415 330 10 2170

5476.

State of Missouri, enumerated by me on the 4th 16 17th day of June, 1870.

August Allweide, Ass't Marshal.

YEAR ENDING JUNE 1, 1870.																									TOTAL VALUE.				
Cotton.	Wool.	Peas and Beans.	POTATOES.		Orchard products.	Wine.	Produce of Market Gardens.	DAIRY PRODUCTS.			SEED.				SUGAR.			BEES.		Forest products.	Value of Home Manufactures.	Value of animals slaughtered or sold for slaughter.	Estimated value of all farm produce on hand, including additions to stock.						
			Irish.	Sweet.				Butter.	Cheese.*	Milk sold.	Hay.	Clover.	Grass.	Hops.	Hemp.	Flax.	Flax-seed.	Silk cocoons.	Maple.					Cane.	Molasses.	Wax.	Honey.		
Bales (450 lbs.)	Lbs.	Bush.	Bush.	Bush.	Dolls.	Gallons.	Dolls.	Lbs.	Lbs.	Gallons.	Tons.	Bush.	Bush.	Lbs.	Tons.	Lbs.	Bush.	Lbs.	Hhds. (1,000 lbs.)	Gallons.	Lbs.	Lbs.	Dolls.	Dolls.	Dolls.	Dolls.			
25	26	27	28	29	30	31	32	33	34	35	36	37	38	39	40	41	42	43	44	45	46	47	48	49	50	51	52		
			70		25.	50		150	100		4									5			10.		100.	400.			
			20																							100.	200.		
			20																							40.	100.		
			20		5.																					20.	200.		
	40		10					50			1									10			25.		400.	1000.			
	25		30		25.			100																50.		400.	2000.		
			100		30.	40		300													40			25.		600.	3000.		
			25		15.			50																150.		1100.	1500.		
			40		10.			350			3													60	5	20	25.	200.	1000.
	60		30					150																			275.	800.	
			30		10.			50			1															20.	100.	500.	
			30					400																			500.	1000.	
			10																								25.	75.	
			10								3																10.	50.	
			40																								75.	300.	
																												25.	
			50																								100.	400.	
		1	25	1	100.	1500					2														40.	100.	1850.		
	10	1	30		50.			100			2												9	180	5.	100.	750.		
		1	25					75			1																175.	600.	
	15		20		5.			50			2														30.	100.	1000.		
	20		5		10.			100			1															5.	150.	600.	
			25		5.	1300																			50.			1380.	
			25																									100.	
			30					50			1															75.	100.	300.	
			40		25.			10																			50.	700.	
			5					50																			125.	400.	
			20					25																			170.	350.	
			30																								200.	500.	
		1	75		10.			300																	50	25.	1500.	3000.	
			10																								300.	800.	
		1	150		150.			100																				1200.	
		1	10		50.			50																			150.	525.	
		1	20					50																			300.	700.	
		1	75					250																			50.	450.	1500.
			10		150.			100																			80.	300.	1300.
			100		250.			200																				600.	2000.
		1	60	4				300																				400.	1300.
			20					100																				300.	1100.
			170					100																				400.	700.
	170	9	1515	5	925	2890		3610	100		21																		35205

* This will include only such cheese as is made upon the farm. Milk sent to cheese factories will be regarded as milk sold off the farm.

SCHEDULE 3.—Productions of Agriculture in Woruff Township, in the County of Franklin, in the

Post Office: Wenger Mo.



Name of Agent, Owner, or Manager.	ACRES OF LAND.			PRESENT CASH VALUE.			LIVE STOCK, JUNE 1, 1870.								PRODUCE DURING THE YEAR.									
	Improved.	UNIMPROVED.		Of farm.	Of farming implements and machinery.	Total amount of wages paid during the year, including value of board.	Horses.	Mules and Asses.	Milch Cows.	Working Oxen.	Other Cattle.	Sheep.	Swine.	Value of ALL live stock.	WHEAT.		Rye.	Indian Corn.	Oats.	Barley.	Buckwheat.	Eggs.	Poultry.	
		Wood-land.	Other unimproved.												Spring.	Winter.								
	No.	No.	No.	Dolls.	Dolls.	Dolls.	No.	No.	No.	No.	No.	No.	No.	Dolls.	Bush.	Bush.	Bush.	Bush.	Bush.	Bush.	Bush.	Lbs.	Lbs.	
1	2	3	4	5	6	7	8	9	10	11	12	13	14	15	16	17	18	19	20	21	22	23	24	
1	Worcellerhaus Paul	60	90	50	8000.	300.		2	4	3		3	20	30	750.	130		2000						
2	Schumayer Henry	25	15		2500.	50.		2		1		3	7	12	220.	150		600	25					
3	Minsterfer Joseph	35	25		3000.	50.	100.	1	2	3		2	10	285.	115		1400							
4	Duncan Perry	11			200.						1		2	18.										
5	Hotting Ch. W.	28	12		2000.				2	2		6	10	250.	170		400	100						
6	Upmeyer Ernst	25			1000.	50.			2	1		2	3	16	275.	60		900						
7	Oesterle John G.	25	55		2000.	50.	100.	2		2				12	210.	250		100	75					
8	Spindler Simon	25	50		2000.	100.	50.	2		3		4	6	15	290.	250	10	150	50					
9	Spindler Samuel	25	1		1000.	50.	50.	1		1		1		3	100.	160		50	50					
10	Bappolt John E.	12	2		3500.			1		1				3	90.	40		10						
11	Sauer Xavier	12	54		1500.	100.	100.	1	1	3				7	225.	250		400	100					
12	Kellner Gottlieb	45	70		2500.	200.	150.	3	1	2		2	7	10	325.	450		1100	60	75				
13	Borcharding Henry	40	50	70	2500.	200.	50.	4		2		1		9	310.	375		150	100					
14	Keale A. J.	25	95		600.	50.	100.	2						20	200.	175		200						
15	Horstmann J. C.	15			400.	15.				1					25.	240								
16	Shue John	25	10		1000.	100.	100.		2		1		3	70.	100		200							
17	Groves Nathan	15			200.	25.							10	40.	12		100						25	
18	Chelivan James	8			400.	25.				1	2			10	155.		100							
19	Nicholson Andrew	8			400.	25.				2				20	165.		350						500	
20	Hate L. C.	15			200.																			
21	Henschel Hermann	50	40		4000.	100.	100.	2	1	2		6		30	400.	200		400						
22	Borrese M. D.	190	100	800	5000.	2000.	6000.	8	14	10	12	100		200	5620	2000		4500	500					
23	Wagle Theodore	16	44		1000.	50.	50.											50						
24	Grapp Augustus	45	20	2	2500.	300.	250.	2		2		1	5	40	360.	150		1200	100					
25	Hundermeyer Fred.	40	20		2500.	200.	200.		3	2		8	40	480.	175		900	100						
26	Hoeger Henry	75	25		5000.	200.	300.	4		3		3	6	25	430.	690		1800	150					
27	Hoeger John P.	50	25	50	6000.	300.	300.	2		2		3	4	25	300.	180		1800	100					
28	Forbush Charles	45	30	20	6000.	300.	350.	2		2	2	1	3	40	450.	275		1200	150	50			25	
29	Brand And.	11	10		1200.	25.		2		1				5	100.									
30	Wulcher Joseph	10			800.			1		1		1	1	15	100.	50		500					600	
31	Duncan Richard	7			300.									12	50.	75		100						
32	Speckhals Louis	21	40		1500.	200.		2		1			4	4	120.	220			50					
33	Topel Charles	30			2000.	50.	50.	1		2		1		7	110.	400		300	100					
34	Hambrecht Alois	15			7000.	200.		1		1				7	100.	35		50	75					
35	Hortman Julius	5	20	15	2000.	100.	300.	2		1				30	200.									
36	Griswold Sgl. C.	33	70		5000.	200.	250.	3		1				18	250.	400		100						
37	Herthely Sen.	20			1200.	50.	100.	1	1	1				10	200.		600	200						
38	Wrolich Gustave	25			2500.	50.		1		2		2		10	170.	150		300	50					
39	Heidt James S.	40	35		3000.	150.	400.	1		2	2			15	250.	400		150						
40	Bragg Mrs. C.	22	12		2500.	10.	300.	1		1					125.	110		150						
		1182	1020	207	14990	5870	9700	87	31	65	20	136	82	735	13215	8437	10	22310	2135	125				1150

State of Missouri, enumerated by me on the 17th to 27th day of June, 1870.

August Altheide, Ass't Marshal.

YEAR ENDING JUNE 1, 1870.

Cotton.	Wool.	Fens and Beans.	POTATOES.		Orchard products.	Wine.	Produce of Market Gardens.	DAIRY PRODUCTS.			SEED.			SUGAR.			S	BEES.		Forest products.	Value of Home Manufactures.	Value of animals slaughtered or sold for slaughter.	TOTAL VALUE.							
			Irish.	Sweet.				Butter.	Cheese.*	Milk sold.	Hay.	Clover.	Grass.	Hops.	Hemp.	Flax.		Flax seed.	Silk cocoons.					Maple.	Cane.	Molasses.	Wax.	Honey.	Dolls.	Dolls.
Bales (450 lbs.)	Lbs.	Bush.	Bush.	Bush.	Dolls.	Gallons.	Dolls.	Lbs.	Lbs.	Gallons.	Tons.	Bush.	Bush.	Lbs.	Tons.	Lbs.	Bush.	Lbs.	Lbs.	Hds. (1,000 lbs.)	Gallons.	Lbs.	Lbs.	Dolls.	Dolls.	Dolls.	Dolls.			
25	26	27	28	29	30	31	32	33	34	35	36	37	38	39	40	41	42	43	44	45	46	47	48	49	50	51	52			
	80	1	20					150													20			90.	50.	450.	1440.	1		
	25	1	15					50													10			40.		150.	562.	2		
	6		30					50																120.		250.	1049.	3		
			20																							25.	31.	4		
	25		75					100													20					30.	465.	5		
	10		25					50																65.		30.	600.	6		
			10		10.			100																25.		100.	450.	7		
	20	1	60		10.			150			2										20			30.		100.	495.	8		
		1	40		2.	400		50													20			15.		25.	655.	9		
			60			200					2										20						310.	10		
			30			10		100																	50.		100.	580.	11	
	25	2	35		5.			50			1														50.		125.	1160.	12	
			20		25.						2														75.		50.	650.	13	
			70																						200.		50.	520.	14	
			5																								20.	250.	15	
		1	10																		20						50.	180.	16	
		1	25	4																							100.	200.	17	
			20																								50.	110.	18	
			15																								75.	240.	19	
																												20.	20	20
			75					100													30					75.		475.	21	
			50	1.	10.	600					20																2500.	7500.	22	
			25																									35.	23	
			20					100																	75.		200.	900.	24	
	30	1.	20					100			1										40			50.		75.	710.	25		
	20	1.	200		75.			100																			250.	1850.	26	
	10	1.	40					100																	125.		450.	1325.	27	
	10	1.	150		5.			100			1																200.	800.	28	
			30					25																			25.	50.	29	
	5	1.	25					50																			75.	400.	30	
			10																									100.	31	
	10	1.	10					100			1														50.		75.	275.	32	
		1	50		25.			50																				100.	575.	33
			25		10.	1000																							1100.	34
			400			200																							350.	35
			25	3	50.																							125.	550.	36
			40																									50.	400.	37
			700					100			2										25						175.	660.	38	
				40		1300		100																	50.		100.	1920.	39	
			30		50.	1000																							1245.	40
	276	15	2510	48	277	4710		1575			32									5	225			7110	50	6055	31187			

* This will include only such cheese as is made upon the farm. Milk sent to cheese factories will be regarded as milk sold off the farm.

State of Missouri, enumerated by me on the 27th to 29th day of June, 1870.

August A. Heide, Ass't Marshal.

YEAR ENDING JUNE 1, 1870.																									TOTAL VALUE.				
Cotton. Bales (450 lbs.)	Wool. Lbs.	Peas and Beans. Bush.	POTATOES.		Orchard products. Dolls.	Wine. Gallons.	Produce of Market Gardens. Dolls.	DAIRY PRODUCTS.			SEED.			Hops. Lbs.	Hemp. Tons.	Flax. Lbs.	Flaxseed. Bush.	Silk cocoons. Lbs.	SUGAR.		Molasses. Gallons.	BEES.		Forest products. Dolls.	Value of Home Manufactures. Dolls.	Value of animals slaughtered or sold for slaughter. Dolls.	Estimated value of all farm products not included in the foregoing items and additions to stock. Dolls.		
			Irish. Bush.	Sweet. Bush.				Butter. Lbs.	Cheese.* Lbs.	Milk sold. Gallons.	Hay. Tons.	Clover. Bush.	Grass. Bush.						Maple. Lbs.	Cane. Hhls. (1,000 lbs.)		Wax. Lbs.	Honey. Lbs.						
25	26	27	28	29	30	31	32	33	34	35	36	37	38	39	40	41	42	43	44	45	46	47	48	49	50	51	52		
			45	1				100			2													50.			280.		
			30	1																							135.		
			30	5	5.			100																		150.	450.		
	90		50					50																		100.	335.		
			20	1							2																50.		
			20					50																			20.	80.	
			100					50																				245.	
			60	5																								50.	
			75	10	125.	200		100																	600.	175.	1380.		
			60	5	50.	100		100																				290.	
			40																									25.	
			25					25			7																	350.	
			100	5				100			2.																50.	475.	
			25																									10.	
			100	10	150.	800		100			6.															100.	1420.		
			80	10		75		100			2.																	200.	
			50	2.	60.	150		100			8.														50.	200.	840.		
			50	2	60.	150		100			8													50	200.	840.			
			75		50.			100																			175.	805.	
			30																									10.	
	15		10		40.			100			2													56	150.	50.	595.		
			20		20.			120			2																100.	550.	
	8		20		30.			125																			100.	550.	
	30	1	30					150																			150.	890.	
	5	1	10		25.			100			1																75.	430.	
	8		15		15.			100			1.															60.	75.	410.	
			10		10.	8		100			4																	205.	
	8	2	50		30.			200			10														50.	100.	925.		
		1	80		50.	10		150			7														200.	75.	780.		
	8	1	20		15.			125			2														25.	100.	590.		
			10			70					1																25.	200.	
			10		15.			100			2																50.	205.	
					10.						1																	55.	
		1	30		50.			100			2																50.	240.	
		1	30		25.			100			2																70.	290.	
			40					150			1																100.	190.	
		1	20		5.			150			1														5		150.	595.	
			20								2																50.	160.	
	15	2	40		10.			200			2																125.	790.	
		1	30		10.			100																			100.	560.	
187	12		1560	57	560	1863		3045			80															61	1235	2715	17480

* This will include only such cheese as is made upon the farm. Milk sent to cheese factories will be regarded as milk sold off the farm.

SCHEDULE 3.—Productions of Agriculture in *Broaff Township*, in the County of *Franklin*, in the Post Office: *New Haven Mo.*



Name of Agent, Owner, or Manager.	ACRES OF LAND.			PRESENT CASH VALUE.		Total amount of wages paid during the year, including value of board.	LIVE STOCK, JUNE 1, 1870.								PRODUCE DURING THE YEAR.										
	Improved.	UNIMPROVED.		Of farm.	Of farming implements and machinery.		Horses.	Mules and Asses.	Milch Cows.	Working Oxen.	Other Cattle.	Sheep.	Swine.	Value of ALL live stock.	WHEAT.		Rye.	Indian Corn.	Oats.	Barley.	Buckwheat.	Rice.	Tobacco.		
		Wood-land.	Other unimproved.												Dolls.	Dolls.								Spring.	Winter.
		No.	No.												Dolls.	Dolls.								Bush.	Bush.
1 <i>Volte Vincent</i>	40	40		2100.	200.		2	2	2		4	10	216.		175		300	75							
2 <i>Schucht Foy.</i>	45	95		2500.	200.		3		4	5	4	10	261.		375		550	100	50						
3 <i>Meyer Geo. W.</i>	30	50		2000.	100.		3		2	3	4	6	260.		180		25								
4 <i>Obenke Foy.</i>	40			3000.	100.		2		1		2	11	168.		130		600	50							
5 <i>Holscher Geo. F.</i>	15			1000.	50.		2		1		6	10	180.		50		500	75					100		
6 <i>Obenke Geo. M.</i>	40	40		4000.	100.	350.			2	1	4	6	105.		150		1000	100							
7 <i>Rogers Jas.</i>	17			200.													75								
8 <i>Obenke Geo. J. F.</i>	35	125		3500.	100.		5		4		10	12	275.		150		500	100							
9 <i>Lutzi Elit.</i>	15	45		1500.	100.		1	2	2	2	4	6	300.		50		150	100							
10 <i>Dufner Sigism.</i>	20	20		1200.	100.		2		2	5	1	12	260.		140		300	150					20		
11 <i>Hieselman L. A.</i>	30	50		1600.	100.	50.	2		4	4	9	5	278.		310		150	50							
12 <i>Sauer Antonio</i>	40	120		2500.	240.	300.	2	1	2	2	1	10	280.		200		700	200							
13 <i>Kallmeyer Franz</i>	40	80		2000.	100.	100.	1	1	2	1	5	8	225.		170		100	100	25						
14 <i>Rade St. W.</i>	45	20		800.	200.	300.	3	2	3	2	1	10	380.		375		150	200							
15 <i>William</i>	60	190		3000	400.	100.	3	2	3	2	8	10	420.		300		150	300							
16 <i>Sobdel Jas.</i>	30	30		1500.	150.	100.	1		2	2	1	4	280.		225		200						25		
17 <i>Synck Patk.</i>	14	70		1500.					1	1			40.												
18 <i>Schult Geo.</i>	40			2000.	50.		2	2	1	2		10	350.		570		150	100							
19 <i>Sangendorf Sophia</i>	50	280		12000.	100.		3		4	3	5	20	380.		100		400	125							
20 <i>Kallmeyer Wm.</i>	40	40		2000.	100.	100.	2	2	3	3	5	10	410.		100		100	100					10		
21 <i>Wildring Ernst</i>	30	45		2500.	200.	100.	2	2	1	2	7	14	480.		400		200	50							
22 <i>Apprie Geo.</i>	35	130		4000.	200.		2		3	1	4	10	245.		300		75	40							
23 <i>Apprechelman F.</i>	40	70		3000.	200.		5	1	5	5	6	12	675.		200		200	200	25						
24 <i>Scheuble And.</i>	50	110		1800.	200.		2	2	3	2	5	5	500.		225	15	50	100							
25 <i>Ellebrake Foy.</i>	30	90		1000.	100.		2		3	3	5	6	225.		160.	10	150	75							
26 <i>Damm Wm.</i>	80	240		4000.	400.		5		6	2	10	7	710.		300		200	200							
27 <i>Wisse Phoeny</i>	40	225		2200.	650.		4		4	5	4	15	400.		200		200	300					25		
28 <i>Wegel Pamela</i>	40	80		2000.	150.		4		4	5	10	4	380.		150		400	150							
29 <i>Frank J. M.</i>	40	200		3500.	400.		1	2	2	2	6	12	480.		270		200	250					25		
30 <i>Stoppelman St.</i>	30	90		1500.	100.		3		3	5	4	7	315.		225		150	50	20				5		
31 <i>Seasper</i>	50	80		3000.	200.		4		3	10	4	6	430.		300		500	300	20						
32 <i>Gilman Wm.</i>	30	50		1200.	50.		2		1				150.												
33 <i>Gatter Wm.</i>	15			650.	50.		1		1			3	100.				150						300		
34 <i>Korte Justine</i>	30	55		1500.	100.		3		1	6	8	12	320.		100		400								
35 <i>Wiedbruder Peter</i>	40	160		3000.	200.		3	2	5	3	10	15	565.		260		300	150							
36 <i>Sally Stevens</i>	10			400.	50.		2					10	100.				100						300		
37 <i>Wheeler Wm.</i>	30	85		2000.	100.		3		4	3	8	7	310.		200		150	100	25						
38 <i>Van Behrens Foy.</i>	35	145		1500.	100.		3		2	5	1	14	295.		270		100	150							
39 <i>Pahl Ulrich W.</i>	45	75		2500.	250.		2		2	4	6	10	250.		235		175	80							
40 <i>Weller Foy.</i>	10	30		300.			1		1				60.		35		25	15							
	1376	3255		43450	6190	1500	93	23	99	8	109	172	357	12358	7580	25	9525	4135	165				810		

SCHEDULE 3.—Productions of Agriculture in Bozuff Township, in the County of Franklin, in the Post Office: Berger Mo.



1	ACRES OF LAND.			PRESENT CASH VALUR.		7	LIVE STOCK, JUNE 1, 1870.								PRODUCE DURING THE								
	2	UNIMPROVED.		5	6		8	9	10	11	12	13	14	15	WHEAT.		19	20	21	22	23	24	
		3	4												16	17							
Name of Agent, Owner, or Manager.	Improved.	Wood-land.	Other unimproved.	Of farm.	Of farming implements and machinery.	Total amount of wages paid during the year including value of board.	Horses.	Males and Asses.	Milch Cows.	Working Oxen.	Other Cattle.	Sleep.	Swine.	Value of ALL live stock.	Spring.	Winter.	Rye.	Indian Corn.	Oats.	Barley.	Buckwheat.	Rice.	Tobacco.
	No.	No.	No.	Dolls.	Dolls.	Dolls.	No.	No.	No.	No.	No.	No.	No.	Dolls.	Bush.	Bush.	Bush.	Bush.	Bush.	Bush.	Bush.	Lbs.	Lbs.
1	Horstmann Chas.	60	70		2500.	265.		2	2	2		15	270.		520			175	50	30			
2	Werner Chas.	30	35		2000.	120.	100.	3	3	2			12	301.		160		100	50				
3	Kollbusch Herm.	20	60		1000.	80.		2	2				5	250.		100		100	25				
4	Wm.	50	150		2000.	115.	60.	2	4	2			11	261.		100		100	30				
5	Backer Fey.	40	160		3000.	196.		4	2	3	6	10	409.		225			200	35				
6	Hobme Louis	25	55		1000.	50.		1	1	1			6	185.		200		100	50				
7	Horstmann Chas. Sr.	40	130		3000.	225.	150.	5	5	2	5	8	20	524.		400		100	110				
8	Kalley Saml	7			225.	17.				1	2		1	125.				75	40				
9	Von Bemt Chas.	40	110		530.	15.				2		3	4	85.		24		40					
10	Albrecht Fey.	50	150		3000.	320.	35.	5	1	5		7	10	650.		350		300	100	40			
11	Sauer Chas.	50	100		3000.	114.	250.	4		4		7	7	470.		400		250	200				
12	Mulz Herm.	60	140		2000.	200.	100.	3	1	5		4		440.		400		240	150	200			
13	Scheidt Victor	30	90		1400.	125.		1	1	2		3	1	310.		138		100	40				
14	Reathert Chas	20	180		700.	100.		2		2			4	196.		250		150	70	15			
15	Wicks Fey.	20	140		1000.	25.	15.	3		3		2	8	300.		200		100	15				
16	Hertmeier Dick	30	230		2000.	135.	40.	4		2		6	5	395.		240		250	100				
17	Homan Dick	35	200		2500.	170.		4		3			11	405.		180		100	100	50			
18	Reichling Louis	40	40		3000.	220.	150.	3	2	5		9	20	655.		350		150	150				
19	Smith Geo.	50	170		2700.	70.		5		2		5	15	530.		500		200	175	12			
20	Bade Fey.	12	268		1000.	100.	230.		2	2		3		200.		60.		75					
21	Wenthorst Fey.	30	150		1000.	30.	30.	2		3		3	16	355.		400		70	75	13			
22	Groneman Chas	20	135		1600.	195.	30.	2	1	3		5	6	490.		80		75	20				
23	Pleer Peter	30	170		1000.	50.		2		3		3	11	315.		190		300	100				
24	Boehme Adolf	30	130		1500.	50.		2		5	2	4	6	420.		130		100		125			
25	Homan Ernst	40	160		3000.	130.		2		3		4	8	400.		300		200	100	30			
26	Uhl Fey.	35	145		1500.	265.	75.	2	2	3		7	8	470.		400		200	150	10			
27	Detmer Fritz	30	170		2800.	100.	20.	2		2		1	7	295.		180		350	50				
28	Ruppelmann Franz	175	205		3000.	300.	100.	2	1	5		4	10	450.		500		200	150				
29	Biele Fey.	30	101		1000.	360.	120.		4	3		6	6	490.		180		100	100	8			
30	Ubenke Fey.	45	95		2500.	300.		4		4		4	22	440.		450		200	150	45			
31	Reishers Wm.	80	80		3200	275.		4		3		4	11	660.		600		300	60				
32	Beckman Fey.	45	95		2000.	150.	50.	3		3		1	10	310.		290	12	200	100				
33	Kachber Fey.	50	215		2000.	340.	80.	5		3		8	3	690.		450	7	80	110				
34	Kluckhain Simon	15	25		500.	10.		1		3		1		180.		4		50	15				
35	Wm.	25	15		600.	70.		3		2			12	310.		250		150	100				
36	Reipe Geo.	38	113		1400.	75.	200.	1		3		2		180.				100	50				
37	Bauer Ulrich	30	127		3200.	200.	60.		2	2		2		300.		280	5	40	75				
38	Pottong Fey.	35	99		1200.	75.	50.	4		3		4	7	460.		280		125	100				
39	Weyer G. S. Jr.	35	95		2000.	90.	40.	2		3		1		170.		100		50	150				
40	Stolman Fred.	30	50		2500.	250.	40.	3		5		5	8	360.		320		200	100				
		1427	453		74675	847	2025	99	18	121	6	128	224	387	14706	14241	24	5995	3245	578			

State of Missouri, enumerated by me on the 30th July to 10th day of Aug., 1870.

August 20th 1870, Ass't Marshal.

YEAR ENDING JUNE 1, 1870.

Cotton. Bales (450 lbs.)	Wool. Lbs.	Peas and Beans. Bush.	POTATOES.		Orchard products. Dolls.	Wine. Gallons.	Produce of Market Gardens. Dolls.	DAIRY PRODUCTS.			Hay. Tons.	SEED.		Hops. Lbs.	Hemp. Tons.	Flax. Lbs.	Flaxseed. Bush.	Silk cocoons. Lbs.	SUGAR.		Molasses. Gallons.	BEES.		Forest products. Dolls.	Value of Home Manufactures. Dolls.	Value of animals slaughtered or sold for slaughter. Dolls.	Estimated value of all farm produce terminating and addi- tions to stock. Dolls.	TOTAL VALUE. Dolls.	
			Irish. Bush.	Sweet. Bush.				Butter. Lbs.	Cheese.* Lbs.	Milk sold. Gallons.		Clover. Bush.	Grass. Bush.						Maple. Lbs.	Cane. Hhds. (1,000 lbs.)		Wax. Lbs.	Honey. Lbs.						
25	26	27	28	29	30	31	32	33	34	35	36	37	38	39	40	41	42	43	44	45	46	47	48	49	50	51	52		
			25				50.	50			2															100.	851.	1	
			20		5.			60			3															100.	450.	2	
			20		10.		40.	50			2															50.	440.	3	
			50		10.			100			2															90.	340.	4	
	16		12		11.			50			1										5				12.	120.	516.	5	
			100					150			3													100.		70.	515.	6	
	18		35		10.						3										15				10.	105.	680.	7	
			6																						200.		275.	8	
			50					50																100.		40.	190.	9	
	20		20		15.			150			2										20				20.	210.	780.	10	
	18		40		10.			100			4															8.	150.	850.	11
			25		15.			150			3										12						95.	900.	12
	6		10					40			3															8.	35.	400.	13
			12					40																			80.	495.	14
	18		20					60			2													100.	5.	70.	470.	15	
	10		25					50			4																115.	610.	16
			25		5.			90			4													200.		55.	600.	17	
	80		30		10.			150			5																180.	820.	18
	50		25		10.			50			2																220.	955.	19
			10					50																			60.	275.	20
	24		15		5.			90			2															8.	110.	650.	21
			8					90													3		200.			40.	365.	22	
	20		10					90			2										20				15.	100.	555.	23	
	10		10					100																			120.	405.	24
	10		8					90			3															10.	110.	625.	25
	16		12					80			2										10						75.	685.	26
			35					40			1																60.	500.	27
	8		20					150			5																110.	925.	28
	10		15					90			1.																40.	820.	29
	40		25					120			1.															10.	200.	710.	30
	37		30					90			2															5.	200.	770.	31
	30		10					60			4										50				10.	130.	565.	32	
	8		100		8.	50		90			1																170.	720.	33
			10					70																200.		50.	290.	34	
								50			1																40.	400.	35
			20					90																250.		100.	420.	36	
			40			200		40			1																	560.	37
	10		20		15.			80			1															20.	70.	420.	38
	20		20		20.			90			8																	290.	39
	18		15		10.	30		150			3															10.	140.	440.	40
	A97		983		169	250	90	3190			83									135				1350	151	3160	22477		

* This will include only such cheese as is made upon the farm. Milk sent to cheese factories will be regarded as milk sold off the farm.

State of Missouri, enumerated by me on the 10th 9th 15th day of Aug., 1870.

August Atchard, Ass't Marshal.

YEAR ENDING JUNE 1, 1870.																									TOTAL VALUE.			
Cotton.	Wool.	Peas and Beans.	POTATOES.		Orchard products.	Whee.	Produce of Market Gardens.	DAIRY PRODUCTS.			SEED.			Hops.	Hemp.	Flax.	Flax seed.	Silk cocoons.	SUGAR.		Molasses.	BEES.		Forest products.	Value of Home Manufactures.	Value of animals slaughtered or sold for slaughter.	Estimated value of all farm produce on hand, including additions to stock.	
			Irish.	Sweet.				Butter.	Cheese.*	Milk sold.	Hay.	Clover.	Grass.						Maple.	Cane.		Wax.	Honey.					Dolls.
Bales (450 lbs.)	Lbs.	Bush.	Bush.	Bush.	Dolls.	Gallons.	Dolls.	Lbs.	Lbs.	Gallons.	Tons.	Bush.	Bush.	Lbs.	Tons.	Lbs.	Bush.	Lbs.	Lbs.	Hds. (1,000 lbs.)	Gallons.	Lbs.	Lbs.	Dolls.	Dolls.	Dolls.	Dolls.	
25	26	27	28	29	30	31	32	33	34	35	36	37	38	39	40	41	42	43	44	45	46	47	48	49	50	51	52	
			8					90													5					15.	230.	
			10					90																		30.	125.	
	12		20		15.			90													4					60.	335.	
	14		30		10.			90													15		800.		150.	1415.		
			20					120			2										8					60.	250.	
	7		7					50			2										14					70.	325.	
			10					50																200.		30.	277.	
			20																							70.	1470.	
			20																							70.	1470.	
			16					90																		80.	340.	
	4		20					90			6														10.	100.	585.	
			10								2															80.	345.	
	40		50		30.			90			2										5			5.	180.	645.		
	18		40		5.						7																795.	
			25					120			3															180.	1195.	
			10		5.			50			1															40	275.	
			20								1													400.			575.	
	18		30					90													30					90.	380.	
	10		50					40			2										12					180.	655.	
			15																		6		600.				640.	
	5.		10					120			2															80.	280.	
			20		5.			80													4					50.	225.	
	10		25					80			2															90.	300.	
	20		50		20.			150			3															150.	415.	
	50		20		8.			120			2														10.	140.	455.	
			10		15.			50			2															50.	240.	
			30		15.						2																60.	170.
			40					40																200.		80.	430.	
			20					90																		40.	380.	
	4		10																				100.	8.	20.	230.		
			50																				100.				425.	
	12		25		5.			80			2										20					70.	425.	
	60		50		25.			40			10														50.	130.	840.	
	30		30		10.			50			2														25.	90.	455.	
			5.																							40.	115.	
			5																							20.	40.	
			50		100.			90			1										12					140.	835.	
			25					40			1															80.	445.	
					200.		100.																					300.
			30					90													50					100.	220.	
	314		930		468		100	2270			57													2400	108	3915	19542	

* This will include only such cheese as is made upon the farm. Milk sent to cheese factories will be regarded as milk sold off the farm.

SCHEDULE 3.—Productions of Agriculture in Woruff Township, in the County of Franklin, in the Post Office: New Haven & Dundee



Name of Agent, Owner, or Manager.	ACRES OF LAND.			PRESENT CASH VALUE.		Total amount of wages paid during the year, including value of board.	LIVE STOCK, JUNE 1, 1870.								PRODUCE DURING THE								
	Improved.	UNIMPROVED.		Of farm.	Of farming implements and machinery.		Horses.	Mules and Asses.	Milk Cows.	Working Oxen.	Other Cattle.	Sheep.	Swine.	Value of all live stock.	WHEAT.		Rye.	Indian Corn.	Oats.	Barley.	Buckwheat.	Rice.	Tobacco.
		Woodland.	Other unimproved.												Spring.	Winter.							
No.	No.	No.	Dolls.	Dolls.	Dolls.	No.	No.	No.	No.	No.	No.	No.	Dolls.	Bush.	Bush.	Bush.	Bush.	Bush.	Bush.	Bush.	Lbs.	Lbs.	
1	2	3	4	5	6	7	8	9	10	11	12	13	14	15	16	17	18	19	20	21	22	23	24
Galagher Felix	30			700.			1	1				1	110.		100		500						
McGowan Wm	48	12		550.	60.				2	2	1		4	120.			200						
Byers D. J.	48	222		4200.	100.		5		5				23	690.		70	700	250	90			3700	
Hecker Jas.	18	32		400.				2	2				1	150.			100						
Schweicker Wm.	25	122		1000.	25.		2		3		3		20	225.		200	300	75					
Valley Jno.	20	100		11000.	80.	300.	2		2		1	10	15	330.				15					
Grades Hcy.	25	55		1500.	70.		2		4		6	4	10	270.		125	100	80					
Alford Hcy.	40	78		1200.	8.		1		1				2	120.		100	200						
Smitha Sols.	60	40		3000.	40.		2		5	2	4	10	12	510.		270	250	75				3000	
Smith Jno.	15	65		1100.	100.			2	1					220.			100						
Thomson Hcy.	30	72		2900.	60.		2		4		2	1	14	360.		300	400						
Carphenter Jas.	60	70		1500.	100.		2		2		1		7	230.		400	200	40					
Smith Wm.	30	90		2000.	50.		3		4		2	15	40	415.		290	300	100					
Alder Jno.	70	310		7000.	100.	50.	4		4	2	5	59	46	720.		350	400	100					
Schowe Hcy.	40	150	70	9000.	240.	100.	3		3		7	9	21	520.		766	600	150					
Greenstreet G.	40	46		800.	100.		3	2	2		2	20	15	350.		250	100					3700	
Sullivan Thos.	17	63		800.	25.	25.	1		2		1		15	130.			150						
Maupin Amos	140	139		9000.	300.	100.	5	1	5		5		50	620.		590	450	200					
Bryant Thos.	4	6		300.													50						
Bland Martin	35	55		2200.	125.	25.	2		2				20	265.		224	300	50					
McHohan Wm	100	344		12000.	600.		4		4	4	4	25	10	700.		700	300					2400	
Calwell Jas.	18			1200.	30.		2		2		2		9	240.		100	200						
Pousner Wm	26	54		1000.	50.		1	2	2		3	8	15	270.		200	200						
Schulte Thos.	80	71		3000.	300.		2		4		1		11	300.		469	150	120					
Jones Jas.	60	120		6000.	100.	240.	4		5		5	10	15	520.		490	600	75					
Patton Geo.	90	145		10000.	200.	400.	4		6		13	26	30	700.		700	1000						
Gottinger Wm.	30	70		2000.	60.	25.	3		2					260.		130	500	25					
Maupin Elisha	40	40		3000.	80.		3		3				14	370.		200	600						
Vinson Wm	19	3		800.	100.	60.	1		1	2	1		13	285.		200	70					2500	
Bitner Wm	80	80		8000.	100.								15	45.		500	700						
Timberlake Wm.	60	53		5000.	250.	100.	4		5	4			30	690.		340	800	50					
Williams Dno.	10			300.			1						10	135.			150	50					
Thos.	80	290		9000.	600.	500.	3	6	2	4	10	10	30	1625.		700	2000	400					
Maupin Byron	60	46		4000.	150.	200.	2	3						500.		75	200						
Benj.	75	85		4000.	100.		4		1		12		1	400.		200	600						
Weatherly Thos.	100	156		8000.	100.	150.	5		3				11	550.			150						
Foyatt Wm	25	2		1000.	60.		2		1		2	1	1	200.			500						
Miller Geo.	19	16		1200.	30.	30.	2		2		2	16	4	260.			400						
Sturtefield H.	60	40		3000.	50.	100.	4		4			15	20	600.			1000						
Plummer Saml	10	30		400.	10.		2						5	140.			100						
	1547	3372	70	13050	4553	2405	93	18	101	20	110	244	580	15185	9039	15680	1805	90				15300	

State of Missouri, enumerated by me on the 22nd 6 25th day of Aug, 1870.

August Allbirds, Ass't Marshal.

YEAR ENDING JUNE 1, 1870.

Cotton. Bales (450 lbs.)	Wool. Lbs.	Peas and Beans. Bush.	POTATOES.		Orchard products. Dolls.	Wine. Gallons.	Produce of Market Gardens. Dolls.	DAIRY PRODUCTS.			SEED.			SUGAR.			BEES.		Forest products. Dolls.	Value of Home Manufactures. Dolls.	Value of animals slaughtered or sold for slaughter. Dolls.	Estimated value of all the property owned, including bot- tom, including bet- terments and addi- tions to stock. Dolls.	TOTAL VALUE. Dolls.						
			Irish. Bush.	Sweet. Bush.				Butter. Lbs.	Cheese.* Lbs.	Milk sold. Gallons.	Hay. Tons.	Clover. Bush.	Grass. Bush.	Hops. Lbs.	Hemp. Tons.	Flax. Lbs.	Flax-seed. Bush.	Silk cocoons. Lbs.						Maple. Lbs.	Cane. Hds. (1,000 lbs.)	Molasses. Gallons.	Wax. Lbs.	Honey. Lbs.	
25	26	27	28	29	30	31	32	33	34	35	36	37	38	39	40	41	42	43	44	45	46	47	48	49	50	51	52		
			50		100.		100.																				560.		
			10																				100.			20.	225.		
			80	3	25.	16		250			2							44			28				206.	2390.			
			50		150.																		150.				375.		
			12					20			3										14					100.	540.		
	40		8			600		200			15															50.	909.		
	16		20		6.			25																		100.	316.		
			100								5													200.			525.		
	23		50	1				250													90					200.	1950.		
			80																				250.				320.		
			15					100													4					090.	625.		
			20					50			10															70.	825.		
	15							100															150.		90.		745.		
	90		15					200			2													10.	200.		920.		
	20		50					50			4															250.	1500.		
	30		20					40														25		225.		100.	1910.		
	10		14					25														20				130.	445.		
			50	10	50.			50			10															320.	1425.		
			10																					50.			85.		
			50	5				100			2											20				215.	690.		
	74		60					75														110				200.	2145.		
			10					100																	4.	70.	307.		
			20					20														25				100.	430.		
			30		20.			50																			70.	698.	
	20		6		25.			75			15															8.	120.	1215.	
	70		150		40.			100			6																350.	485.	
			60					70														42					70.	560.	
			30		15.			100			7																320.	1030.	
			75					150																			100.	1395.	
			300																								100.	1160.	
			40					50																			240.	1055.	
			24																									105.	
			24					100			3																570.	2495.	
	80		150																								400.	695.	
			200								2																150.	780.	
			250		10.						2																200.	440.	
	20																											80.	350.
	30		25					25																		100.	240.	540.	
	40		300					100																				200.	950.
			160																										100.
	578		2558	19	441	616	100	2575			88							44			712				1975	22	4901	34215	

* This will include only such cheese as is made upon the farm. Milk sent to cheese factories will be regarded as milk sold off the farm.

SCHEDULE 3.—Productions of Agriculture in *Woruff Township*, in the County of *Franklin*, in the

Post Office: *Bergen* *W.V.*



Name of Agent, Owner, or Manager.	ACRES OF LAND.			PRESENT CASH VALUE.		Total amount of wages paid to hired hands including value of board.	LIVE STOCK, JUNE 1, 1870.								PRODUCE DURING THE								
	Improved.	UNIMPROVED.		Of farm.	Of farming implements and machinery.		Horses.	Mules and Asses.	Milch Cows.	Working Oxen.	Other Cattle.	Sheep.	Swine.	Value of All Live Stock.	WHEAT.		Rye.	Indian Corn.	Oats.	Barley.	Buckwheat.	Rice.	Tobacco.
		No.	Wood-land.												Other unimproved.	Dolls.							
1	2	3	4	5	6	7	8	9	10	11	12	13	14	15	16	17	18	19	20	21	22	23	24
Schmiedeman J.	25	55		2000.	100.		2	2	2		10	225.		200		300	20	50					
Brosse Henry	40	120		4500.	400.	400.	4	2	4		10	10	20	700.		400		1000	200	100			
Berle Leo.	40	40		2000.	100.	150.	2		2		4		10	225.		280		400	100	50			
Sturmann A.	40	20		3500.	200	300.	3	1	3		3		20	400.		335		500	300	150			
Kaiser Henry S.	100	160		11000.	600.	1200.	6	4	4		12		60	1050.		1000		2000	500	200			
Hammhoff Chas.	50	110		5000.	380.	900.	4	2	3		6		52	680.		800.		500	300	100	100		
Osterwald B.	20	20		1000.	80.		2		2		4		12	275.		350		200	100	50			
Wachsmayr Hg.	18	22		1300.	40.		2	1	2		6		8	300		275		100	50	25			
Schorwinger J.	30	50		3000.	100.	150	3		3		4		22	350.		300		400	200	100			
Shelton Gus? W.	40	80		4000.	260.	350.	4	2	4		10		10	530		340		500	300	200			
Osterhaus John	15	25		1000.	50.		2		1		4		11	200.		210		250	50	100			
Wittgrove Henry	50	30		3000.	200.	300.	4	2	2		8		25	610.		500		100	100	25			
Diermer Wm	21	38		2000	160.		1	3	3		4		15	400.		200		250	200	100			
Hannchel Henry	40	80		2500.	120.	100.	2	1	2		6		10	350.		360		400	100	200			
Bachman Henry	15	25		1300.	60.		1	2	2		4		16	300.		280		100	50	25			
Borscher Dietrich	20	180		2000.	100	50.	2		4		8		10	330		400		500					
Hollman Kaspar	25	15		1700.	50.		1	1	2		1		7	195.		130		200		50			
Bauer Adolf	16	34		900.	20.		1		1				8	100.		50		50	50				
Hanke Henry	10			500.	30.		1		1				4	110.				200	50				
Borswert Wm	16	18		400	10.			1	2		3		1	160				100.	100				
Wentzel Fred.	20	60		1400.	60.		1		1		1		4	105		150		50	50				
Huppel Henry	20	20		1300.	55.	60.	1		2		3		8	160		100		200	25				
Hesskamp Chs.	40	40		2200.	100.	200.	2		3		8		14	390.		380		400	100	30	20		
Hornke Adolf	10	30		800.	20.		1		1		1		6	110.				100	50				
Siebert John	20	100		2000.	65.		2		1		4		13	230.		230		140		60	10		
Hurstmeyer S.	40	40		2500.	130.	50.	1	2	3		6		17	375.		540		200	50	40	20		
Bauer Henry	20	120		2400.	50.		2		1		2		13	195.		40		50	10		10		
Gates Marion	15	28		800.	10.		1		1		1		5	100.				100	100	50			
Hammkroy Hg.	7			210.	30.		1				24		7	100.		16		100					
Barnett Wm.	15	65		2400.	80.			2	1					350.		120		200					3000
Gordel Aug.	90	90		6000.	150	500.	4		3		6		18	600.		250		900	200	440			1400
Beiley D. J.	113	62		3000.	100.		3		1		7		8	370.		200		400	150				
Witt Eberhardt	40	40		2400.	90.		2		2		2		12	8	315.		130.		100	60	30		
Eichenbeck Jno.	25	15		1000.	30.		2		2		1		4	150.		90		80	80	40			700
Hassel Gus.	465	95		4000.	100.	150.	2	2	2		3		20	700.		466		400	60				
Wtto	10	30		1000.		10.	1						1	110.				50					
Niebt Fred.	30	70		2300.	75.	60.	3		4		10		10	7	275.		260		150	75	110		
Horn Aug.	25	35		1500.	60.		4		2		3		14	190.		200		350	100				
Murphy J. J.	150	108		10000.	300.	500.	7	2	7		1		18	43	1130.		1400		600	150			
Matson Reich.	45	35		3200.	900.	60.	3		2		9		3	250.		250		900	60				
	371	2255		10320	5465	5490	90	30	88		151		90	824		1122		13120	4090	2325	160		5100

State of Missouri, enumerated by me on the 1st day of Sept., 1870.

August Altheide, Ass't Marshal.

YEAR ENDING JUNE 1, 1870.

1	2	3	POTATOES.		Orchard products.	Wine.	Produce of Market Gardens.	DAIRY PRODUCTS.			SEED.			SUGAR.			BEEES.		Forest products.	Value of Home Manufactures.	Value of animals slaughtered or sold for slaughter.	TOTAL VALUE.						
			Irish.	Sweet.				Butter.	Cheese.*	Milk sold.	Hay.	Clover.	Grass.	Hops.	Hemp.	Flax.	Flax-seed.	Silk cocoons.					Maple.	Cane.	Molasses.	Wax.	Honey.	
																												Bales (450 lbs.)
1	18	30						75		8													130.	905.				
2			40					100									30						70.	695.				
3			50																150.				50.	525.				
4	5	20						40									8						120.	435.				
5	6	18						90		1													150.	560.				
6			15							2														160.	990.			
7	30	30						80		15														220.	1340.			
8			10		120.																	100.	100.	525.				
9			20					30																70.	810.			
10			20					30																	75.	305.		
11			10		50.																				50.	205.		
12			40					80		3															60.	325.		
13			30							8																75.	740.	
14	100	125		20.				200		8																90.	1805.	
15																												
16	I hereby certify that the foregoing returns have been well and truly made, and that the enumeration of population is full and correct, and all the facts required by law, have been fully collected according to the tenor of my oath of office. No pages (24) Security form																											
17																												
18																												
19																												
20																												
21																												
22																												
23																												
24																												
25																												
26																												
27																												
28																												
29																												
30																												
31																												
32																												
33																												
34																												
35																												
36																												
37																												
38																												
39																												
40	159	458		190				725		45																		

* This will include only such cheese as is made upon the farm. Milk sent to cheese factories will be regarded as milk sold off the farm.

70



SCHEDULE 3.—Productions of Agriculture in Boone Township, in the County of St. Clair, in the

Post Office: Sagan

Name of Agent, Owner, or Manager.	ACRES OF LAND.			PRESENT CASH VALUE.		Total amount of wages paid during the year, including value of board.	LIVE STOCK, JUNE 1, 1870.								PRODUCE DURING THE								
	Improved.	UNIMPROVED.		Of farm.	Of farming implements and machinery.		Horses.	Males and Asses.	Milk Cows.	Working Oxen.	Other Cattle.	Sheep.	Swine.	Value of All Live Stock.	WHEAT.		Rye.	Indian Corn.	Oats.	Barley.	Buckwheat.	Rice.	Tobacco.
		Woodland.	Other unimproved.												Dolls.	Dolls.							
1	2	3	4	5	6	7	8	9	10	11	12	13	14	15	16	17	18	19	20	21	22	23	24
1	Thomas J. P.	70	100	50	2200	200	100	5	4	2	17	64	60	1140		150		500	100				3000
2	Cooney Jno.	20	20	40	800	150		1	1	2	1		3	200				100	40				
3	Graham Jno.	50	100	50	2000	125		3		2	2	4		14	420			300	100				2500
4	Phillips Saml.	65	105	100	3500	130		1	1	3	4	6	31	40	780		200		600	100			
5	Stetson Tey.	80	60	100	3500	50	150	4		4	2	6	45	25	775	100	300		300	350			
6	Conis Maria	15			300	20			1	1	2		6	15	275	20				25			
7	Brown Wm. B.	8	22	40	600	25		1		1			10	150		40		200					
8	Cole Wm. A. J.	32	50	88	1400	100		3		3	2	4	15	30	580		75		250				2000
9	Best Henry	12			300	20		3		1		1		10	235		25		70	125			500
10	Gibler Edward	50	100	50	2000	150		5		5			15	25	485	45	140		300	40			
11	Hoppleman Ho.	28	42	40	1000	80		4		2		2	3	24	400		40		125	150			
12	Broadhorn Chas	30	40	50	1200	100		2	1	3		4	10	18	410		50		100	200			600
13	Crosswell Jno.	55	60	125	2500	150		3		4	2	5	7	13	490		100		200				2000
14	Cooper Eli	50	30	120	2000	125		1	2	3		4	18	10	410	25	50		140	100			500
15	Salwell Sarah	30	70	60	1500	100		2	3	4		6	14	12	560		50		100				
16	Whited Chas.	40	50	90	1800	75		3	1	2		4	6	14	400		100		100	90			
17	Burton Josiah	30	70	100	2100	100		1	1	4	4	5	18	17	625		125		75	200			1000
18	Burton Seth	40	65	95	2000	150		2	1	2	2	3	10	23	500		90		140				
19	Watton Jos.	25	55	80	1500	125		1	1	3	2	4	12	16	450		40		100				500
20	Conway Jno.	50	90	100	2300	200		2	2	4	2	3	16	14	575		125		200	150			
21	Drace Thos.	60	100	80	2500	400	200	2	1	3	4	2	13	24	625	80	240		300	50			2500
22	Blackwell Geo.	40	30	110	1800	100		3	1	4		4		12	410		50		125	50			200
23	Curry Isaac	35	55	10	1000	70		1	2	2	2	2	10	14	450		100		125	80			
24	Busch Wm.	40	50	190	2800	125		2	2	1	2	1	2	10	410		50		200	300			
25	Beaton Jas.	35	50	75	1300	80		1	1	2	2	2	10	24	440		25		100	20			
26	Tey.	50	30	120	2000	50	50	1	3	2	2	2	3	4	430		125		250	80			400
27	Cole Susper	35	40	175	2500	100		2	1	2		3	10	12	345		40		150				2000
28	Anderson Jas.	40	120	140	3000	150		3		2			14	290		100		100					600
29	Johnson Wm. A.	25	44		1000	80		3		3		2	11	18	375		125		300	125			
30	Robertson Jno. B.	80	190	200	5000	250	250	9	1	6		15	40	35	1190		250		400	125			1200
31	Lorimer Jas.	20	20		500	30		2		1			6	150		45		120	200				
32	Stuppe J. W.	35	105	60	2500	200		1	2	2		2	7	13	340		140		200	50			
33	Subnige Lewis	40	60	100	2000	150		2	1	3	4	8		30	690		120		180				1000
34	Stetson Tey.	50	20	50	1500	100		4		6	2	3	25	50	815		100		300	80			600
35	Whitehead Rich.	18	22	40	800	50		2		2	2	3	2	11	348		35		100				
36	Broadhuber Chas.	20	100	40	1600	100		2		1		2		15	225	15	60		150	240			
37	Smith Chas. C.	40	100	100	3000	200	50	4		4		5	10	25	470	45	140		150	30			1500
38	Warden Archd.	55	105	160	3200	175	200	4		7		12	10	25	625		200		450	200			1800
39	Anderson W. S.	12	68		800	25		1	1	2		1	9	15	275		0		45	50			800
40	Conway Wm.	25	85	50	800	30		1	1	1	1	3	10	14	335		40		100	25			200
		1035	2523	3048	74300	4140	1000	97	31	112	49	155	412	714	19095	330	3185		7745	3475			25400

6338-39-

D.B.F.

State of Missouri, enumerated by me on the 10th day of Sept., 1870.
L. Frank Parker, Ass't Marshal.

YEAR ENDING JUNE 1, 1870.

Cotton.	Wool.	Peas and Beans.	POTATOES.		Orchard products.	Wine.	Produce of Market Gardens.	DAIRY PRODUCTS.			SEED.			SUGAR.			BEES.		Forest products.	Value of Home Manufactures.	Value of animals slaughtered or sold for slaughter.	Estimated value of stock, including implements and additions to stock.					
			Irish.	Sweet.				Butter.	Cheese.*	Milk sold.	Hay.	Clover.	Grass.	Hops.	Hemp.	Flax.	Flax-seed.	Silk cocoons.					Maple.	Cane.	Molasses.	Wax.	Honey.
Rules (450 lbs.)	Lbs.	Bush.	Bush.	Bush.	Dolls.	Gallons.	Dolls.	Lbs.	Lbs.	Gallons.	Tons.	Bush.	Bush.	Lbs.	Tons.	Lbs.	Bush.	Lbs.	Hds. (1,000 lbs.)	Gallons.	Lbs.	Lbs.	Dolls.	Dolls.	Dolls.	Dolls.	
25	26	27	28	29	30	31	32	33	34	35	36	37	38	39	40	41	42	43	44	45	46	47	48	49	50	51	52
1	100		40					160			6									12					120	1000.	1
2			10								2														50	140.	2
3			15					50																	60	700.	3
4	40		20	4	200			90			4										30				180	975.	4
5	80		30					160			15										40				150	1100.	5
6	25		10																						30	270.	6
7			15		100																				50	275.	7
8	75		70		200			90			4										20				100	900.	8
9			10																						50	230.	9
10	75		100		100	200		210			7										80				125	950.	10
11	15		40	12	50						8														30	375.	11
12	50		125					90			5														100	500.	12
13	30		15		150			160			4														45	750.	13
14	90		150					90			8														150	600.	14
15	70		24	18	30			160													40				25	220.	15
16	30		40	10							3														60	300.	16
17	90		10	30				160																	70	525.	17
18	50		140		150			50			6														100	550.	18
19	60		20					90			5														30	800.	19
20	80		12		200			160			4										70				150	800.	20
21	65				250			90			7										25				60	1200.	21
22			35					180			3										45				25	250.	22
23	50		100					50			1														80	325.	23
24	10		125	18	100	100					4										40				45	710.	24
25	50		40		40						2										25				30	400.	25
26	15		10		300						2														40	950.	26
27	50		100		150																25				40	375.	27
28			90								3										80				35	380.	28
29	50		70					90			1														90	450.	29
30	200		15	6	300			260			4														140	1200.	30
31			60																		35				100	300.	31
32	30		45								1										18				50	350.	32
33			60		300			90			3														80	780.	33
34	125		10		200			280			2										40				140	800.	34
35			25	10				50													85				100	240.	35
36			30								1										15				50	310.	36
37	50		40		150			160			5										125				100	900.	37
38	50		200	20	80			320			4										140				200	1050.	38
39	40		15					50													20				25	250.	39
40	50		18																		30				40	200.	40
	1795		1994	128	2750	1000		3340			124									1040					3145	22880	

* This will include only such cheese as is made upon the farm. Milk sent to cheese factories will be regarded as milk sold off the farm.


State of Missouri, enumerated by me on the 10th to 12th day of Sept., 1870.

L. Frank Parker, Ass't Marshal.

YEAR ENDING JUNE 1, 1870.

Cotton.	Wool.	Peas and Beans.	POTATOES.		Orchard products.	Wine.	Produce of Market Gardens.	DAIRY PRODUCTS.			Hay.	SEED.		Hops.	Hemp.	Flax.	Flax-seed.	Silk cocoons.	SUGAR.		Molasses.	BEES.		Forest products.	Value of Home Manufactures.	Value of animals slaughtered or sold for slaughter.	TOTAL VALUE.															
			Bales (450 lbs.)	Lbs.				Bush.	Bush.	Dolls.		Gallons.	Dolls.						Lbs.	Lbs.		Gallons.	Tons.					Bush.	Bchs.	Lbs.	Tons.	Lbs.	Bush.	Lbs.	Hhds. (1,000 lbs.)	Gallons.	Lbs.	Lbs.	Dolls.	Dolls.	Dolls.	Dolls.
	40		20																		15					50	175.															
	50		15			300					2										24					30	760.															
	75		60					90			7															60	475.															
	20		40	15	200			210			8										16					40	1000.															
			12								4										63					80	575.															
			90		100			90			5										40					50	375.															
	60		35		100			50													20					45	400.															
	75		15	21				160			4										33					60	400.															
	30		10		100			50													100					95	425.															
	30		10	18	150			50			5										20					25	600.															
	80		65					90			1															40	325.															
			40		50			50			4															35	375.															
	25		70					100			1															80	300.															
	75		10	6	100						8															60	825.															
	30		40																		35					20	316.															
	100		17	18				160			2										30					100	500.															
	25										2										14					60	300.															
	50		34		100			160			3										61					90	680.															
	30		18					50			1															45	210.															
	30		26	5	150	100		90			4															30	660.															
	40		100					60													45					150	425.															
	20		10		200						4										16					95	700.															
	100		15	6																	40					30	510.															
	20		125		100						3										70					90	610.															
	60		13	11	250						5										14					40	725.															
	10		10					90													20					60	300.															
	50		45		150			90			4															100	900.															
	15		40					160			1										35					70	400.															
	75		60		200						3										45					45	600.															
	60		25		100			160			4										35					50	550.															
	80		12	5	150			90			8										16					45	675.															
	40		80					50			1															30	300.															
			20		200						7										14					100	775.															
	15		150		100	300		90			4															145	980.															
			15	13				50			2															40	350.															
	150		15		300			160			6										35					70	975.															
	30		45	10							1															45	300.															
	30		150		200			50			8										80					180	1250.															
			45		250			80			8										15					60	825.															
	150		125		250			180			4										45					250	1450.															
	1770		1717	138	2100	1100		2710			134									996					2790	23,276																

* This will include only such cheese as is made upon the farm. Milk sent to cheese factories will be regarded as milk sold off the farm.



SCHEDULE 3.—Productions of Agriculture in Worcestershire, in the County of Franklin, in the

Post Office: Japan

Name of Agent, Owner, or Manager.	ACRES OF LAND.			PRESENT CASH VALUE.		Total amount of wages paid to the farm hands including value of board.	LIVE STOCK, JUNE 1, 1870.								PRODUCE DURING THE																							
	Improved.	UNIMPROVED.		Of farm.	Of farming implements and machinery.		Horses.	Males and Asses.	Milk Cows.	Working Oxen.	Other Cattle.	Sheep.	Swine.	Value of all live stock.	WHEAT.		Rye.	Indian Corn.	Oats.	Barley.	Buckwheat.	Rice.	Tobacco.															
		No.	Wood-land.												Other unimproved.	Dolls.								Dolls.	No.	No.	No.	No.	No.	No.	No.	Dolls.	Spring.	Winter.	Bush.	Bush.	Bush.	Bush.
1	2	3	4	5	6	7	8	9	10	11	12	13	14	15	16	17	18	19	20	21	22	23	24															
1 Brown Harrison	30	50	80	1800	100		3	1	4		2	14	12	430		150		400	150																			
2 James Reich	40	30	130	2000	250	200	4		2		6	21	29	530	90	300		300	100				2500															
3 Harrison	50	50	200	3000	250	350	3		4		3	12	18	390		400		600	200				2000															
4 Diemer Mrs.	60	20	100	1800	175	300	1		3		2	4	9	200		500		500	250				1000															
5 Seady Ellen	50	100	50	2000	150		2		3		4	6	14	310	65	250		500	150																			
6 Norway Seth	60	80	20	1600	140	200	1	1	2		3	5	18	300	20	100		800	300				400															
7 Johnson Saml	40	30	50	1200	120		2		1		3	13	11	275	80	250		300	200				1000															
8 Whittle J. G.	35	35	50	1200	100		1	2	2		5		13	350		250		200	150																			
9 Strickland J.	30	30	90	1500	150			3	2		3	16	24	450		150		300	200																			
10 Heulse Frank	50	30	100	1800	130		3		3	2	6		17	500		350		100	150																			
11 Helm Mrs	55	50	175	2800	100		4		2		7	12	6	425		300		250	200																			
12 Bell Mr	20	50	130	2000	50		3	1	4	2	6	14	29	670		100		150	75				500															
13 Lockhart O.	40	60	140	2200	30		2	2	3		4	17	10	450		200		200	150																			
14 Dent S. L.	35	100	65	2000	75		2		1		2	8	11	240	25	100		200	200																			
15 Swales Mr W.	45	45	70	1600	60		3		4		2	16	30	475		250		300	200																			
16 Keenick B. A.	36	44	120	2100	100		3	2	3		7	14	28	650		100		250	200																			
17 Mrs.	30	50	40	1200	120		1	3	2		6	18	20	550		100		150	200				1200															
18 Gushman A. B.	25	90	135	2500	175		4		2		3	12	16	410		100		100	150																			
19 Fitcher Jas.	30	80	190	3000	250		1	3	2		4	6	13	435		150		200	100				400															
20 Bell Sawney	45	50	85	2800	125		5	1	3	2	8	34	16	800		250		300	200				300															
21 Hagt Fey.	50	50	100	2000	175	250		3	2		4	5	17	385		300		350	200																			
22 Strain Mrs.	30	40	50	1200	120		3		4		2	2	7	300		100		300	700																			
23 Hodge David	30	40	30	1000	80		2	1	3		5	16	9	500		150		250	150																			
24 Elliot Mr	28	32	120	1800	150		3		1		5	9	30	500		100		300																				
25 Keeney Harry	45	55	80	1800	200		2		3	2	4		10	370		200		350	200																			
26 Burtlet Mrs.	40	60	150	2000	250		1	1	2		3	12	16	325		100		400																				
27 Piche Fred.	25	50	105	1800	100		3		4		7	15	11	450		100		200	100																			
28 McAlister Saml	60	30	130	2200	125	100	4	1	2		5	19	23	360		250		500	200																			
29 Julian Mr A.	100	50	50	3000	250	200	1	5	4		6	2	18	610	125	400		700	500																			
30 Fiothe Geo.	50	30	180	2800	225	250	3		1		2	14	20	350	25	250		300	100				1500															
31 Otto Bernard	35	55	30	1200	125		1	1	2	2	5	9	13	425		150		250	100																			
32 Schuckman Geo.	25	40	35	1000	100			2	2		2		6	220		100		200	50																			
33 Schutte Sebast	36	34	80	1500	150		3		3		2		21	345		100		250	150																			
34 Armstrong Jas.	38	62	20	1200	125		5		6		5	37	24	710	40	150		250	200																			
35 Malen Richd	40	30	110	1800	150		2		1		1	11	9	325	70	200		200	100																			
36 Smith B. J.	50	10	40	1000	100		3		2		5	14	18	410		200		250	100				500															
37 Jeff.	36	34	60	1000	125		1	1	1		2	4	9	225		150		200	100																			
38 G. G.	45	40	50	1400	150		3		2		2	16	11	330	45	200		250	100																			
39 H. G.	60	30	50	1500	140		1	4	5		7		28	635		300		250	150																			
40 Helm Mrs.	25	30	65	1200	125				1	4	2	7	19	360		100		200	150																			
															1654	1876	3550	71500	5215	1850	89	38	100	14	162	434	663	11995	385	7950		12000	6870				11300	

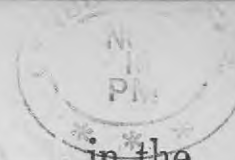
State of Missouri, enumerated by me on the 12th 16 13th day of Sept., 1870.

E. Frank Parker, Ass't Marshal.

YEAR ENDING JUNE 1, 1870.																									TOTAL VALUE.			
Cotton.	Wool.	Peas and Beans.	POTATOES.		Orchard products.	Wine.	Produce of Market Gardens.	DAIRY PRODUCTS.			SEED.			Hops.	Temp.	Flax.	Flax-seed.	Silk cocoons.	SUGAR.		Molasses.	BEES.		Forest products.	Value of Home Manufactures.	Value of animals slaughtered or sold for slaughter.	Estimated value of all farm production, including the value of additions to stock.	
			Irish.	Sweet.				Butter.	Cheese.*	Milk sold.	Clover.	Grass.	Maple.						Cane.	Wax.		Honey.	Dolls.					Dolls.
Bales (450 lbs.)	Lbs.	Bush.	Bush.	Bush.	Dolls.	Gallons.	Dolls.	Lbs.	Lbs.	Gallons.	Tons.	Bush.	Bush.	Lbs.	Tons.	Lbs.	Bush.	Lbs.	Lbs.	Hds. (1,000 lbs.)	Gallons.	Lbs.	Lbs.	Dolls.	Dolls.	Dolls.	Dolls.	
25	26	27	28	29	30	31	32	33	34	35	36	37	38	39	40	41	42	43	44	45	46	47	48	49	50	51	52	
	70		30					160			12															50	650.	1
	100		10		200						8										40					80	1475.	2
	60		18		300			160			10															60	1550.	3
	20		25		100			90			16										25					75	1500.	4
	30		60		150			90			10										63					55	980.	5
	25		40		200						12															40	1050.	6
	60		30		100						8															70	1000.	7
			25								6															35	550.	8
	80		16								14															75	675.	9
			25		200	150		90			8															60	980.	10
	60		15		150			50			7										80					50	875.	11
	70		40		100			160			6										50					40	570.	12
	85		32					90			9										65					70	625.	13
	40		20								12										84					60	600.	14
	80		18		50			180			7										75					80	775.	15
	70		25					90			10															125	560.	16
	100		20					50			12										38					30	700.	17
	50		30								15										60					60	550.	18
	30		24					50			9															45	530.	19
	150		16					90			5															75	725.	20
	25		20		200	250		50			18															40	1300.	21
			25					180			7															60	2430.	22
	80		18								8															45	525.	23
	50		25								4										50					35	370.	24
			30			150		90			10										80					60	825.	25
	60		36					50			16										45					50	600.	26
	75		15					160			9										36					80	500.	27
	100		25		250			50			6															75	1000.	28
	10		100		400			160			15															140	1800.	29
	70		16		300	150					16										70					60	1500.	30
	50		20								10										40					70	575.	31
			18								12										80					45	475.	32
			16		300			90			8										100					50	800.	33
	185		25					250			7										63					65	675.	34
	50		17		200						9										74					70	875.	35
	75		15		150						5										90					85	825.	36
	20		30		250						8															75	725.	37
	80		25								12															90	700.	38
			17		300			230			8															65	950.	39
	30		30								7										50					40	450.	40
	2140		1042		3100	1000		2110			391									1058					1535	32820		

* This will include only such cheese as is made upon the farm. Milk sent to cheese factories will be regarded as milk sold off the farm.

SCHEDULE 3.—Productions of Agriculture in Boone Township, in the County of Franklin, in the Post Office: Japan



Name of Agent, Owner, or Manager.	ACRES OF LAND.			PRESENT CASH VALUE.		Total amount of wages paid during the year, including value of board.	LIVE STOCK, JUNE 1, 1870.							PRODUCE DURING THE									
	Improved.	UNIMPROVED.		Of farm.	Of farming implements and machinery.		Horses.	Males and Asses.	Milch Cows.	Working Oxen.	Other Cattle.	Sheep.	Swine.	Value of ALL live stock.	WHEAT.		Eye.	Indian Corn.	Oats.	Barley.	Buckwheat.	Rice.	Tobacco.
		Wood-land.	Other unimproved.												Dolls.	Dolls.							
1	2	3	4	5	6	7	8	9	10	11	12	13	14	15	16	17	18	19	20	21	22	23	24
1	Forail Asa	40	30	150	2200	100		4	3		4	10	14	525		150		500	200				500
2	Loomer Clark	50	20	50	1200	150	200	1	2	2		4	21	13	420		300		500	150			
3	Schultz S. G.	45	130	125	3000	60	350	1	3	3		7	9	29	575	90	200		300	150			
4	Whurley Geo.	32	48	100	1800	75		2		2				18	260		100		250	200			1500
5	Miller Felix	50	60	140	2500	200	400	4		6		8	15	20	600		250		300	200			500
6	Baker Saml	40	100	260	4000	250		3	2	4	2	3	23	15	660		150		250	150			
7	Schubert Hoz.	35	80	30	1500	50		2		2	2	4	6	13	390		100		300	200			
8	Wolbrantz Sim.	50	70	160	2800	175	200	1	2	2		4		18	360		300		400	250			
9	Boston Jacob Sr.	35	95	30	1600	100	100	2		1		2	9	12	250		100		200	150			400
10	Jacob Sr.	25	35	60	1200	75		2		3		5	18	13	370		100		150	50			
11	Danl. Sr.	70	100	110	2800	125	350	4		2		7	12	21	500		300		600	200			1000
12	Danl. Jr.	50	30	20	1000	50		1	2	1		3	5	9	180		200		400	200			
13	Wm.	35	85	90	2100	150		3		3		2		18	330		150		250	100			
14	Jos.	50	30	80	1200	100	200	2	2	1		3	14	6	370	45	250		400	200			
15	Levi	38	52	70	1600	125			3	2		1	16	21	400		150		300				
16	Scott	25	30	45	1000	100		2		1		2	2	9	300		100		150	100			
17	Reede Mr W.	40	30	170	2400	250		3	1	3		5	6	17	475	25	200		300	125			1200
18	Geo.	35	50	95	1800	150		1	1	1		3	4	12	250		150		300	100			
19	Jasper	70	50		1100	125	150	1	2	2		7	13	18	410		300		450	200			
20	Healmeck Aug.	30	50	40	1000	60		2		1		3		12	225		200		250	100			1000
21	Bonner Jas.	60	40	100	1800	50		3		3		4	16	23	450	30	250		500	250			
22	Martin Hoz.	75	25	60	1500	100	250	1	2	1	2	1	8	13	400	45	300		500	200			
23	Brake Geo. R.	20	30	110	1200	50		2		2		1	18	9	275		100		150	50			
24	McGuire Wm.	35	50	35	1000	75		1	1	1		2	6	8	225		150		200	100			
25	Reeren Ed.	50	60	130	2500	150		4		3		2	17	25	480		200		350	250			
26	Brown Rose	20	60	40	1000	80		2		2		5	7	18	330		100		225				
27	Whitman Matt.	25	50	125	1800	125		2		2		4	14	6	300	28	125		200				
28	Delta Geo.	30	90	40	1300	100		3		1		3	6	14	300	65	150		200	100			
29	Western Geo. S.	40	30	130	2100	150		4	1	3		9	24	18	440	33	200		250	150			200
30	Geo. T.	25	50	45	1200	125		2		2		4	7	19	325		100		150	100			
31	Bacon Rufus	40	60	100	1800	150		1	1	1		2	5	13	225		150		200	100			
32	Ed.	30	90	40	1200	100		2		2		1	15	4	235		100		250	150			
33	Seth	35	60	45	1200	80			2	1		3	14	21	346		150		200	175			
34	Martin Wm.	80	40		1500	125	200	3		4		5	5	12	400		250		300	200			
35	Datta Jerry	60	30	50	2000	200	150	2	2	3		5	17	22	485		200		250	100			1200
36	Bell A. J.	45	50	85	2000	150	200	3	1	3		7	27	18	575		150		300	80			1800
37	Miller Geo.	25	100	35	1400	100		1	2	2		4	0	13	335		100		200				
38	Strusdale Geo.	70	30	100	1800	150	500	4		2		6	9	15	450	40	300		450	200			
39	Frank	45	45	30	1000	100	100	2	1	2		4	10	13	365		150		200	100			150
40	Trueville Chas.	50	30	80	2000	150		3	1	2		3		14	365		150		250	125			
		1705	2195	3205	19,119	4780	3350	86	34	87	6	154	408	601	15156	401	7125		11875	5455			9450

State of Missouri, enumerated by me on the 13th to 14th day of Sept., 1870.

L. Frank Parker Ass't Marshal.

YEAR ENDING JUNE 1, 1870.

Cotton.	Wool.	Pean and Beans.	POTATOES.		Orchard products.	Wine.	Produce of Market Gardens.	DAIRY PRODUCTS.			SEED.		Hops.	Hemp.	Flax.	Flax-seed.	Silk coccons.	SUGAR.		Molasses.	BEES.		Forest products.	Value of Home Manufactures.	Value of animals slaughtered or sold for slaughter.	TOTAL VALUE.	
			Irish.	Sweet.				Butter.	Cheese*	Milk sold.	Clover.	Grass.						Maple.	Cane.		Wax.	Honey.					Dolls.
Hales (450 lbs.)	Lbs.	Bush.	Bush.	Bush.	Dolls.	Gallons.	Dolls.	Lbs.	Lbs.	Gallons.	Tons.	Bush.	Bush.	Lbs.	Tons.	Lbs.	Bush.	Lbs.	Hhds. (1,000 lbs.)	Gallons.	Lbs.	Lbs.	Dolls.	Dolls.	Dolls.	Dolls.	
25	26	27	28	29	30	31	32	33	34	35	36	37	38	39	40	41	42	43	44	45	46	47	48	49	50	51	52
1	50		25	12							8										24				100	775.	1
2	80		40		200						10														150	1100.	2
3	50		15		100	500					7														60	1250.	3
4			30								12										60				120	850.	4
5	60		20		350						9										15				180	1225.	5
6	80		16					280			5														25	450.	6
7	25		25			250		180			10														70	800.	7
8			15		150						9														50	900.	8
9	30		30								7										125				100	600.	9
10	100		18					90			10										10				35	425.	10
11	60		36		600						9														80	1625.	11
12	25		15		250						12														20	900.	12
13			24	15	100			90			8										45				40	600.	13
14	70		17		300						6														150	1150.	14
15	80		13								15										60				60	630.	15
16	10		25								9														150	600.	16
17	30		16		150			90			7														40	890.	17
18	20		40	10							6														30	450.	18
19	65		35		300						12														25	1100.	19
20			16								8														100	725.	20
21	80		25		150						4										40				45	900.	21
22	40		13		300						9										84				35	1175.	22
23	90		20								7														90	425.	23
24	30		35								5														125	500.	24
25	85		25		200			90			10														40	875.	25
26	35		15					50			8										20				60	400.	26
27	70		17								10										25				35	475.	27
28	30		23								9														95	600.	28
29	120		25	15				90			7														40	900.	29
30	35		16								5														30	825.	30
31	25		20								8														60	475.	31
32	75		30								7										90				25	500.	32
33	70		25								9										15				180	675.	33
34	25		17		450			160			5										45				125	1150.	34
35	85		15		300			90			12														45	1100.	35
36	125		25		200			90			14														25	1075.	36
37			16								9														85	400.	37
38	40		30		600						7														40	1375.	38
39	50		38	12	300						10										80				53	990.	39
40			25		100						8														100	625.	40
	1945		926	64	5100	750		1300			342									208				2918	31985		

* This will include only such cheese as is made upon the farm. Milk sent to cheese factories will be regarded as milk sold off the farm.

State of Missouri, enumerated by me on the 14th day of Sept., 1870.

E. Frank Parker, Ass't Marshal.

YEAR ENDING JUNE 1, 1870.

Cotton. Bales (50 lbs.)	Wool. Lbs.	Pean and Beans. Bush.	POTATOES.		Orchard products. Dolls.	Wine. Gallons.	Produce of Market Gardens. Dolls.	DAIRY PRODUCTS.				SEED.		Hops. Lbs.	Hemp. Tons.	Flax. Lbs.	Flax-seed. Bush.	Sik cocoons. Lbs.	SUGAR.		BEES.		Forest products. Dolls.	Value of Home Manufactures. Dolls.	Value of animals slaughtered or sold for slaughter. Dolls.	TOTAL VALUE. Dolls.	
			Irish. Bush.	Sweet. Bush.				Butter. Lbs.	Cheese.* Lbs.	Milk sold. Gallons.	Hay. Tons.	Clover. Bush.	Grass. Bush.						Maple. Lbs.	Cane. Hhds. (1,000 lbs.)	Molasses. Gallons.	Wax. Lbs.					Honey. Lbs.
25	26	27	28	29	30	31	32	33	34	35	36	37	38	39	40	41	42	43	44	45	46	47	48	49	50	51	52
	50		45					160			4										50				20	200.	1
	40		100	20							3														60	275.	2
	20		25		100						5														160	575.	3
	30		70					90			3										45				75	300.	4
	60		30		300			160			6														30	780.	5
	20		18	10	100						5														65	950.	6
	10		60					50			7														120	380.	7
			20								4														60	300.	8
	5		42								7										40				50	350.	9
	50		15	12				180			8										18				45	410.	10
	40		24								5										30				100	300.	11
			40								4														30	185.	12
	60		25			200					3										14				60	525.	13
	30		80								6														40	410.	14
	25		14	6	150			210			9														25	650.	15
	10		71					190			4														50	370.	16
											2										6				90	325.	17
			45		100						7										36				40	625.	18
			20								5														60	275.	19
	40		80					160			8														120	500.	20
	15		25					90			6										10				75	300.	21
	20		45					175			2										80				20	260.	22
	60		10								3														80	325.	23
			35	30				180			1										20				120	375.	24
	40		50					90			4														60	310.	25
			18								7														130	340.	26
	20		33		200			160			4										16				75	600.	27
	15		10	12							5														30	420.	28
			24					160			1														30	150.	29
	17		15					90			6										17				45	370.	30
	20		35								2														70	275.	31
	12		80		300						3														250	1150.	32
	20		60					90			5										48				125	450.	33
	15		12		200			160			3														70	550.	34
	18		40					50			1														30	240.	35
			120		400			50			2														65	750.	36
	16		180	25	300			90			4										100				180	975.	37
	10		75					160																	50	450.	38
	20		24		100			90			2														70	475.	39
	50		100	17							1										70				100	450.	40
	858		1815	132	2200	200		2835			117									100				2975	17900		

* This will include only such cheese as is made upon the farm. Milk sent to cheese factories will be regarded as milk sold off the farm.

State of Missouri, enumerated by me on the 15th day of Sept., 1870.

L. Frank Parker, Ass't Marshal.

YEAR ENDING JUNE 1, 1870.

Cotton.	Wool.	Peas and Beans.		POTATOES.		Orchard products.	Wine.	Produce of Market Gardens.	DAIRY PRODUCTS.			Hay.	SEED.		Hops.	Hemp.	Flax.	Flax-seed.	Silk cocoons.	SUGAR.		Molasses.	BEES.		Forest products.	Value of Home Manufactures.	Value of animals slaughtered for slaughter.	TOTAL VALUE.
		Bales (50 lbs.)	Lbs.	Dash.	Bush.				Bush.	Dolls.	Gallons.		Dolls.	Lbs.						Lbs.	Gallons.		Tons.	Bush.				
25	26	27	28	29	30	31	32	33	34	35	36	37	38	39	40	41	42	43	44	45	46	47	48	49	50	51	52	
	25		80					60			5										125					55	325.	
	80		30	14							6															40	330.	
	80		70								4															145	475.	
	40		13		200			90			7															25	525.	
	75		120			230					5										60					45	700.	
			16					50			8															60	275.	
	80		45								4															50	350.	
	80		15								2										40					65	300.	
	60		10					90			7										84					30	500.	
	85				150			100			2															45	500.	
	70		16	12				80			8															80	400.	
			45					160			6															40	350.	
	20		120	16							4															75	300.	
	75		35					90			3															60	410.	
	50		18		50			50			4										45					150	575.	
			28					180			5															60	300.	
	25		34		100						2															40	350.	
	80		160	50	150			90			6										60					180	1000.	
			11	16				100																		45	140.	
	60		60								1															30	475.	
	20		90		200	300		50			2										40					80	900.	
	50		20		250						7										15					35	725.	
	80		40		100	250		90			3										10					50	775.	
	50		18		125			50			4															60	625.	
			30		200						2															120	700.	
	25		14								5										24					30	325.	
	75		60								3										15					80	450.	
	25		33								4										45					40	550.	
	35		100		250						2															125	600.	
	90		10								5															25	300.	
	20		18								7										14					60	375.	
			112	24				90			3															75	950.	
	200		15		600			200			6															45	960.	
	60		85					50													70					25	275.	
			144		200			90													16					35	525.	
	80		160		150	200		160			5															140	900.	
	60		12					90			2										88					65	475.	
			40		75			160																		80	375.	
	200		30					50			1															45	275.	
	25		124		100			90			4															145	600.	
	2030		2081	132	2700	1180		2310			149									751					2680	20440		

* This will include only such cheese as is made upon the farm. Milk sent to cheese factories will be regarded as milk sold off the farm.


SCHEDULE 3.—Productions of Agriculture in Boone Township, in the County of Franklin, in the
 Post Office: Japan



1	ACRES OF LAND.			PRESENT CASH VALUE.		7	LIVE STOCK, JUNE 1, 1870.								PRODUCE DURING THE										
	Improved.	UNIMPROVED.		Of farm.	Of farming imple- ments and ma- chinery.		Total amount of wages paid during the year, in- cluding value of board.	Horses.	Males and Asses.	Milk Cows.	Working Oxen.	Other Cattle.	Sheep.	Swine.	Value of all live stock.	WHEAT.		Eye.	Indian Corn.	Oats.	Buckley.	Buckwheat.	Rice.	Tobacco.	
		No.	Wood-land.													Other unim- proved.	Dolls.								Dolls.
	No.	No.	No.	Dolls.	Dolls.		Dolls.	No.	No.	No.	No.	No.	No.	No.	Dolls.	Bush.	Bush.	Bush.	Bush.	Bush.	Bush.	Bush.	Lbs.	Lbs.	
1	West Hcy.	30	20	30	750	25		1	2	1		2	4	15	300		50		150					1800	
2	Auxier Saml	35	40	45	1000	100		3		2		4		16	320		70		280	40					
3	Morgan Jno.	43	27	10	800	30		4		2		5	12	330		140		190	78						
4	Post Lewis	80	20		1000	60	250	2		3		2		13	260	45	200		500	300					
5	West Hcy.	40	30	10	800	30		1			2	3		12	175		90		270	100					
6	Noss Fred.	60	140	100	3000	100	50	1	4	2		4	16	24	530	25			400	350					
7	Syons Jno.	20	80		1000	40		2		1		3	14	18	270				180						
8	Gaspens Thos.	30	40	110	1800	60		3		2		6	12	28	425		65		145				150		
9	Miller Isaac	40	30	80	1500	45		3		2		4	15	11	325		160		280	75					
10	Koppleman Hcy.	30	30	60	1200	40			2	3		2	10	13	300	30			150	100					
11	Underwood M. G.	25	50	175	2500	80		4		3		6		15	225				200	80					
12	Seach Richd.	25	40	35	1000	30		2		2		2	6	20	280		18		150				1500		
13	Phillips Jno.	40	35	45	1200	60		1	2	4		3	17	12	380		200		140	25					
14	Shepard Rufus	20	30	30	800	40		2		1		3	14	16	260				130	60					
15	Kammerer Hcy.	50	30	40	1200	50		4		4		5		17	425		33		320	80					
16	Adams Isaac	40	30	60	1300	100		2		3		1	13	16	290		85		195	60					
17	Schus Hcy.	20	30		500	40		3		2		3	11	24	375		60		140				900		
18	Underwood Jno.	50	30		900	30		2		1		2	12	14	230		200		180	300					
19	Mitchel Jackson	60	10	50	1200	100			3	2		5	17	10	360		120		350	160					
20	Allyn	20	30	30	800	40		2	1	2		2	4	15	300				200	45					
21	Robinson Robt	40	20	60	1000	50		3	2	2		6	8	14	460		30		150	200					
22	Andl.	25	50	25	800	35		1	1	3		2		16	285		45		100	185					
23	Jas.	30	60	30	1200	100		2		4		4	18	24	330		40		190	55					
24	Brawley Jesse	25	100	35	1500	60		4		3		5	12	11	400	10	60		170						
25	Finis	20	35	65	1200	50		1	1	1		2	4	12	220				100				500		
26	Westover Jno. G.	30	80	40	1500	70			2	2	2		5	18	360		40		100	150					
27	Stunke Jos.	50	90	140	2800	100		3	1	3		4		17	400		140		200						
28	Eldridge Rey. J.	20	60	60	1000	25		2		4		3		23	345		45		100	50					
29	Coruz Jas. M.	45	30	35	1100	30		2		2		4		9	225		75		150	240					
30	Moescher Geo. H.	50	40	70	1800	100	250	4		2		3		19	375	85	245		300	150					
31	Diller Lewis	20	30	30	800	25		3		3		2	24	15	360				160				400		
32	Finney Allyn	40	50	60	1200	80		3	1	2		5	7	13	390		80		150	65					
33	McTee Wm.	30	20	40	900	60		1		1	2	1	4	10	190	45			300	50			150		
34	Case Wm.	45	35	100	1800	350		4	1	3		6		18	485		150		200						
35																									
36																									
37																									
38																									
39																									
40																									
		1228	1472	1700	42800	2235	550	75	23	77	6	111	252	540	11185	240	2441	6920	2998					5400	

SCHEDULE 3.—Productions of Agriculture in Boles Tp., in the County of Franklin, in the

Post Office: South Point



Name of Agent, Owner, or Manager.	ACRES OF LAND.			PRESENT CASH VALUE.		Total amount of wages paid during the year, including value of board.	LIVE STOCK, JUNE 1, 1870.								PRODUCE DURING THE YEAR.									
	Improved.	UNIMPROVED.		Of farm.	Of farming implements and machinery.		Horses.	Mules and Asses.	Milch Cows.	Working Oxen.	Other Cattle.	Sheep.	Swine.	Value of all live stock.	WHEAT.		Rye.	Indian Corn.	Oats.	Barley.	Buckwheat.	Rice.	Tobacco.	
		Wood-land.	Other unimproved.												Spring.	Winter.								
	No.	No.	No.	Dolls.	Dolls.		Dolls.	No.	No.	No.	No.	No.	No.	Dolls.	Bush.	Bush.	Bush.	Bush.	Bush.	Bush.	Bush.	Lbs.	Lbs.	
1 Durm Geo.	50	50		4000	150	500	3	3	4		35	640		300		400	40							
2 South Dav. P.	12	4		320	40	10		1	1			50		20		25								
3 Millerson Thos.	60	79		3500	250	350	4	4	6		43	810		271		700								
4 Williams S. J.	30	50		2400	100	25	2	1	2		15	385		70		100	50					600		
5 Thos. S.	22	3		750	50	100		1	2		14	100		80		50						1000		
6 Bell Alameda	90	162		2800	500	850	3	1	2	4	12	700		200		200	60					2000		
7 Winters Thos.	45	35		3200	350	180	3	3	3		15	590		280		300	50							
8 Wade Chapman	50	20		2800	480	200	1	1	3	3	15	445		150		300	50							
9 Davis Thos. Sr.	130	130		10000	800	1000	2	4	3	6	17	43	1440		600		800	100						
10 Thos.	40	70		8000	200	400	2	2	3		20	400		200		250	80							
11 Perkins Ben. E.	110	50		6400	450	1200	6	3	4		20	1000		530		3000	300							
12 Heinzel W. J.	200	200		20000	11250	2500	10	6	6	10	10	75	2950		1300		4000					3000		
13 Isaac																								
14 Wood Fay	12			600	25	100	1	1	1		6	180				400						3000		
15 Meyer Alf. W.	60	165		8800	480	800	4	3	2	3	10	760		400		500	50					1500		
16 Hoepferm Fred.	25	45		3000	150	50	2	1	2	3	5	350		100		200								
17 Atkinson Whitton	6			500	25		2	1				300				150	150							
18 Holtzhaus Aug.	16	29		4500	200	50	2	3	1	1	11	450				100	150							
19 Hoelm Julius	7	8		1500	25	10		1	1		2	50										400		
20 Winken Geo.	4	20		2200	100																	1000		
21 Kerff Geo. W.	6	90		2880	50	25	2	3	3		2	335												
22 Kottleru Fernm.	22	151		5400	100	100	1	2	1	2	8	245		80		80	250							
23 Wolmer Fred.	30	50		5000	200	150	2	2	3	1	12	375			50	100								
24 Fallis Saml.	30	70		5000	150	300	2	2	4	8	25	490				1000								
25 Weber Geo.	4			400	10	10		1	1		10	70				100								
26 Airey Parker	40			2500	180	300	1	1	3	5	4	480				500	150							
27 Mc Gee Wm	30	90		3600	175	400	2	1	2		3	360				800	200					1200		
28 Wolmer Fred.	8	32		1200	25	25	1	1	2		11	200		33		30	30							
29 Schuster Chas.	14	66		3000	150	20		2	2	3	6	410		100		100								
30 John	50	50		3300	280	200	1	1	4	5	13	500		235		350	150							
31 Schulz Fred.	22	58		3000	100	60	2	1	2	2	18	525		120	20	200	100							
32 Walker A.P.	10	30		1200	30	25	1	1	2		4	180				250								
33 Starren Fred.	3	207		2400																				
34 Hoerd Geo.	4	36		1600	20	10										80								
35 Ald. Weich?	25	25		2000	100	200		3	2	2	1	16	530		150		100	150						
36 Schelle Fay	4	36		1600	25	20										50								
37 Ald. Mang?	30	10		7800	200	400	1	1	2	4	10	380		100		100	50							
38 Schst.	25	25		2300	100	120	1	1		1	1	6	330		150		100	75						
39 Steiner Fred.	40	120		10000	300	350	3	3	3	3	7	6	960		153		50	25						
40 Lauph Mich?	25	55		3200	150	30	2	2	2		11	400		50		25	30							
				1391	2300																			
				1466.50	1797.0	1107.0	67	27	15	9	113	36	509	1537.0	569.0	70	1549.0	90					13700	

State of Missouri, enumerated by me on the 14th to 16th day of July, 1870.

Francis Wilhelm, Ass't Marshal.

YEAR ENDING JUNE 1, 1870.

Cotton.	Wool.	Peas and Beans.	POTATOES.		Orchard products.	Wine.	Produce of Market Gardens.	DAIRY PRODUCTS.			Hay.	SEED.		Hops.	Hemp.	Flax.	Flax-seed.	Silk cocoons.	SUGAR.			BEES.		Forest products.	Value of Home Manufactures.	Value of animals slaughtered or sold for slaughter.	TOTAL VALUE.		
			Bales (50 lbs.)	Lbs.				Bush.	Bush.	Bush.		Dolls.	Dolls.						Lbs.	Lbs.	Gallons.	Tons.	Bush.					Bush.	Lbs.
25	26	27	28	29	30	31	32	33	34	35	36	37	38	39	40	41	42	43	44	45	46	47	48	49	50	51	52		
			50		25			240			1															330	1090.		
			5					100			1																85.		
			60	10	40			300			8															490	1525.		
			10					100																		70	440.		
			50					100																			465.		
			20		100			180																		800	1950.		
			20	10	75			250																		100	820.		
			50		150			250			2															120	790.		
			100		50			250			10													200		570	2275.		
								180																100		600	1195.		
			25	10	500			240																		400	3380.		
	40		100		25			400			15													300		570	5800.		
			10		20			100																			50	1000.	
			50		200	150		240			2													200		150	2050.		
	12		20		25			100			1													50		25	475.		
			10		100			100																				350.	
	3		30	5	400			240			1																40	775.	
			30	10	35			100																			40	310.	
			30																									325.	
			25		100			240			2																50	300.	
			10		40			180			3													300		30	775.		
	4		60		25			180			2																100	375.	
	30		25		25			180			2																200	800.	
			10					100																			100	225.	
	15		25	10	50			240			25																150	1060.	
			30		50			100			4																50	1675.	
			80	15	20	20		100			2													100		50	460.		
			25					180																100		100	450.		
			150		150			300			8																100	1125.	
			30		50			180			1													150		100	720.		
			100	40				100																			50	325.	
					50		100																		480			630.	
																									100			150.	
			40		150			160			2																150	780.	
			20																									150.	
			30		300			160			3																200	860.	
			20		100						2																100	530.	
	25		40		150	300		240			5																40	985.	
			40		20			160			1																110	90	460.
	129		1400	110	3025	470	100	6270			103													2080	110	5885	37935		

* This will include only such cheese as is made upon the farm. Milk sent to cheese factories will be regarded as milk sold off the farm.

5 16 PM

SCHEDULE 3.—Productions of Agriculture in Boles Tp., in the County of Franklin, in the Post Office: South Point

Name of Agent, Owner, or Manager.	ACRES OF LAND.			PRESENT CASH VALUE.		Total amount of wages paid during the year, including value of board.	LIVE STOCK, JUNE 1, 1870.								PRODUCE DURING THE									
	Improved.	UNIMPROVED.		Of farm.	Of farming implements and machinery.		Horses.	Mules and Asses.	Milch Cows.	Working Oxen.	Other Cattle.	Sheep.	Swine.	Value of All live stock.	WHEAT.			Indian Corn.	Oats.	Barley.	Buckwheat.	Rice.	Tobacco.	
		No.	Wood-land.												Other unimproved.	Doll.	Doll.							No.
1	2	3	4	5	6	7	8	9	10	11	12	13	14	15	16	17	18	19	20	21	22	23	24	
1 Thirreman Jas.	50	190		2600	225	250	4	4	2		5		12	1000		200	14	100	100					
2 Smith Jas.	15	65		3000	80	400			2		2		6	100				200						1500
3 Wagner Louis	20	20		1600	30	10	1	1	2		2		6	340		40		30						
4 Carl	20	60		3200	20	20		2	3		3		7	375		40		60						
5 Schlemper Chas.	30	70		3500	140	50	2		2		2		6	420		100		100	50					
6 Brucker Siml.	10	30		4000	125	400	1		2		1			180										
7 Haeneke Edw.	20	100		3500	100	120		2	2		3		5	400				200	120					
8 Burns Jas.	70	100		5100	340	800	8	2	3		5		50	1500		150		500	150					3600
9 North Nancy	75	125		7500	425	920	3	2	5		5			900		150		1000	150					
10 Coleman Spenc.	300	800		27500	1500	1600	5	2	4		5		50	1250		800		2000	500					
11 Money Hugh	25	15		1600	45	700			2		2		12	125		75		200	50					1200
12 Wood Dan P.	160	260		15000	500	2000	12	2	6		15		30	2500		1300		500	100					
13 Chas. M.	75	165		8000	450	950	6	1	4		5	14	40	1120		500		600						3000
14 Perkins Chas.	70	10		4100	500	480	4		4		10	12	28	850		400		400	100					
15 Reguell Geo. S.	40	40		3000	185	420	2		1		3		8	325		60		100						3000
16 Weatherford Dan.	10			500	10	680	2		1		1		3	320				100						6000
17 Miller Geo.	75	50		8750	375	750	2		2					325		1000		500	400					
18 Moore Chas. S.	30	50		2500	125	200	1		2		3	10		220		100		300	50					1000
19 Perkins Chas. J.	100	130		11500	580	580	1	2	2		2		25	580		400		1000	200					
20 Dittus Geo.	40	60		6000	400	400	1	2	3		5		25	625		240		500	100					
21 Davis Jas. B.	80	200		8000	750	825	4	2	6		10		40	1300		425		800	200					2500
22 Vasals Victor	20	20		1600	200	375	1	1	2		3		6	400				200	50					3000
23 Miller Geo. W.	30	50		4000	180	700	2		2		4		8	265		90		150	100					
24 Vitfabrick Hugh	10	30		1600	80	25			1	2			4	150				200	50					
25 Watz O. A.	50	80		2600	310	300	2	1	3		5		10	575		200		300	100					1000
26 Kumbel Mr.	30	50		1600	160	275	2		2		3	6	20	360		170		200	150					
27 Mellench Chas.	25	15		1200	100	160	1	2	1		2		9	450		130		200	120					
28 Faust Chas.	25	15		1500	80	140	1		3		5		6	300				100	100					
29 Henschmidt Gus.	40	60		2500	760	180	3		2	2	4		10	700		130		50	50					
30 Wandendistel J.	21	55		4000	180	75			2		3		5	125		50		150	87					
31 Wesselbusch Ben.	21	55		4000	180	50	2		1		3		5	325		50		150	87					
32 Kruger Louis	15	25		1200	25	25			1		2		10	90				150	50					
33 Reed Geo. W.	20	60		3000	175	180	1	1	2		2		18	425		220		200	200					
34 Geo. A.	25	90		3400	160	200	1	2	1	2	4		10	560		200		200	50					
35 David	30	130		4000	200	300	1	1	2		4	25	20	500		240		250	30					
36 Wittington Geo. B.	3	45		900		50												40						2000
37 Grotman Hean.	30	30		3600	280	420	2		5		7		14	520		200		300	150					
38 Assenford Chas.	40	80		4300	375	310	1		3	1	5		16	330		180		200	150					
39 Varaguth Chas.	25	50		3200	125	200	3		3		7		13	625		13		250	85					
40 Braun Frank	15	65		3200	15	100		2	2	4	5		6	640		60		150	70					
	1790	3545		18875	9890	15420	92	34	98		115	67	560	22095		790		2630	3949					27800

State of Missouri, enumerated by me on the 16th to 21st day of July, 1870.

Francis Wilhelm, Ass't Marshal.

YEAR ENDING JUNE 1, 1870.																									TOTAL VALUE.			
Cotton. Bales (450 lbs.)	Wool. Lbs.	Peas and Beans. Bush.	POTATOES.		Orchard products. Dolls.	Wine. Gallons.	Produce of Market Gardens. Dolls.	DAIRY PRODUCTS.			Hay. Tons.	SEED.		Hops. Lbs.	Hemp. Tons.	Flax. Lbs.	Flax-seed. Bush.	Silk cocoons. Lbs.	SUGAR.		BEES.		Forest products. Dolls.	Value of Home Manufactures. Dolls.	Value of animals slaughtered or sold for slaughter. Dolls.	Estimated value of all farm production, including the value of additions to stock. Dolls.		
			Irish. Bush.	Sweet. Bush.				Butter. Lbs.	Cheese.* Lbs.	Milk sold. Gallons.		Clover. Bush.	Grass. Bush.						Maple. Lbs.	Cane. Hhds (1,000 lbs.)	Molasses. Gallons.	Wax. Lbs.					Honey. Lbs.	Dolls.
25	26	27	28	29	30	31	32	33	34	35	36	37	38	39	40	41	42	43	44	45	46	47	48	49	50	51	52	
			60		50			150			8															100	720.	
			10		20			180																		50	750.	
			20		25			160			4															60	280.	
			30		25			240			4															80	375.	
			25		30			180																		40	340.	
			10		200	400	100	180			1																775.	
			35		140	10		180			2															50	490.	
			50	10	100			240			20													100		200	2170.	
			40	20	25			400			15															200	1375.	
			80	30	150			300			40													300		350	3850.	
			10		20			180																		100	725.	
			50	25	500			450			20															450	3370.	
	45		100	50	250			320			16															250	2875.	
	40		80		50			320			11															280	1480.	
			10					100																		100	1260.	
								100																		25	1650.	
			50	20	100			180			12																	2100.
	35		30					180			5																	705.
			40	10	100			180			14													250		200	1900.	
			50					240			6													160		250	1230.	
			50	40				420			12													250		300	2689.	
			20					160			2															50	1235.	
			10	10	25			160			4															100	358.	
			40	25				80																		30	235.	
			20		50			220			10														100	80	1170.	
	20		30		30			160			12													120		220	875.	
			60		100			80			4															120	660.	
			25		150			220			5															40	460.	
			20		10			160			6															100	545.	
			40		50			160																		70	380.	
			40		50			80																		70	360.	
			10					80																		120	250.	
			30	3				160																100		230	825.	
			30	3	150			80			1													150		80	820.	
	60		20		25			160																150		120	870.	
																												520.
			70		400		40	350			1															100	1185.	
			50		100	25		220			2													100		140	880.	
			40		175			220			6													150		125	975.	
			40					160																	180		50	500.
	200		1425	246	2110	425	140	1990			243													210		4020	44212	

* This will include only such cheese as is made upon the farm. Milk sent to cheese factories will be regarded as milk sold off the farm.

SCHEDULE 3.—Productions of Agriculture in Boles Tp., in the County of Franklin, in the Post Office: Pacific



Name of Agent, Owner, or Manager.	ACRES OF LAND.			PRESENT CASH VALUE.			LIVE STOCK, JUNE 1, 1870.								PRODUCE DURING THE YEAR.									
	Improved.	UNIMPROVED.		Of farm.	Of farming implements and machinery.	Total amount of wages paid during the year, including value of board.	Horses.	Mules and Asses.	Milch Cows.	Working Oxen.	Other Cattle.	Sheep.	Swine.	Value of All live stock.	WHEAT.		Rye.	Indian Corn.	Oats.	Barley.	Buckwheat.	Rice.	Tobacco.	
		No.	Wood-land.												Other unimproved.	Dolls.								Dolls.
1	2	3	4	5	6	7	8	9	10	11	12	13	14	15	16	17	18	19	20	21	22	23	24	
1	Galvin Perry	12	46	50	2400	200	50	2	2	1	7	7	320		65	65	125							
2	Branches Tey.	16	24		1400	100		1	1	1		13	200				75							
3	Zieger Geo.	8			400	25		1	1			5	175				200							
4	Wacker Francis	70	43	450	10000	10000	450	2	3	6		10	500		230		140	50	5					
5	Francis	24			750	200	20	1	2	3		6	300		150		150	50						
6	Uelmuss Fey	20	60		2600	300	40	2	2	3		8	425		101		100	75						
7	Stries Chas.	20	20		1200	225	25	2	2	3		6	450		100		200							
8	Westhold Wm.	40	40		2400	400	350	5	1	3		6	700		300		50	160						
9	Kripfel Wm.	20	40		1800	200	10	3		2		4	540		50		100	100						
10	Mitoming A.P.	10	30		1300	10	10		1	1		1	10	225		25		100	60					
11	Scharfer Ed.	17	23		1600	120	300	1		2		2	8	200				25	20					2800
12	Pickin Jas.	30	50		3000	300	60	2		5	5	5	4	600				200	150					
13	Watson Wm.	85	38		4800	700	400	2		6		7	14	620		300		300	100					
14	Whiebs Fey.	60	140		7000	580	1000	2	2	5		6	15	720		600		500	100					
15	Uspeltusch Aug.	6	14		1000	120	140	1	1	2		2	4	325				200						2400
16	Schwartz Wm.	9	9		700	50				2		2	5	125				120	10					
17	Knobel Jos.	30	10		2800	250	150	2		3		3	3	340				250	100					
18	Stephman Wm.	5	2		2000	200		2		3		5	10	500										
19	Wm.	7	13		1000	50																		
20	Ernst Geo.	40	40		6000	300	300	2		3	2	6	14	520		250		600	150					
21	Wetzel Chas.	14	39		1200	5				1		1	2	50										
22	Yett.	20	60		3000	100	50	2		2		3	8	400		100		150	50					
23	Heidorn Wm.	10	30		1200	25		1		2		3	6	200				100	20					
24	Donahue Wm.	40	40		2500	350	420	5	2	25		6	12	1100				700	120					
25	Kornale Uthm.	35		2	2000	420	80	1	2	1		1	4	400				900						
26	Uegens Chas.	40	30	10	3000	400	140	2		2		3	10	330		200		150	50					
27	Stromm Geo.	5	1		1000	10				1		1	4	75				50						
28	Dunn Ephm.	20	30		1500	200		2		2		3	10	320				100	50					
29	Wraling Dan.	30	40		2700	80	50	2		3		4	16	450		112		140	30					
30	Donahue Jas.	40			1600	140	175	2		4		6	20	450		209		180	25					
31	Powers Geo. A.	60	80		6000	500	380	7	1	3		7	6	1080		250		650	200					
32	Wiederstein!	10			400	20	200	1		1		2	8	200				100						3600
33	Wheterford Dan.	30	110		4500	180	300	3		2		4	10	480		110		150	25					3000
34	Roue Geo.	50	120		5000	300	500	3		3		5	50	600		140		300						3800
35	Truel Chas.	50	30		2400	280	320	5	2	5		8	18	30	1040		230		200	50				
36	Klockkamp Fey.	60	100		5300	420	400	4	2	5		7	15	40	1000		400		300	150				
37	Waber Frank	40	30		2400	250	100	3	1	3		5	25	725		125		200						
38	McKinis Austin	50	110		5700	400	380	4		2		5	20	700		117		300						3000
39	Bush Chas.	60	60		3800	450	530	4	2	6		8	12	35	1000		400		150					2500
40	Stabe Chas.	60	60		3800	450	590	3		3		3	6	15	620		200		200	100				3000
		1243	1612	512	18635	10311	7940	87	17	126	2	151	69	19005	4764	65	8455	1995	5					23500

503



SCHEDULE 3.—Productions of Agriculture in Wales Tp., in the County of Franklin, in the Post Office: Pacific

Name of Agent, Owner, or Manager.	ACRES OF LAND.			PRESENT CASH VALUR.		Total amount of wages paid during the year, including value of board.	LIVE STOCK, JUNE 1, 1870.								PRODUCE DURING THE YEAR.									
	Improved.	UNIMPROVED.		Of farm.	Of farming implements and machinery.		Horses.	Mules and Asses.	Milk Cows.	Working Oxen.	Other Cattle.	Sheep.	Swine.	Value of all live stock.	WHEAT.			Indian Corn.	Oats.	Barley.	Buckwheat.	Rice.	Tobacco.	
		No.	Woodland.												Other unimproved.	Dolls.	Dolls.							No.
1	2	3	4	5	6	7	8	9	10	11	12	13	14	15	16	17	18	19	20	21	22	23	24	
1. Sillmeyer Frank	60	20		2600	450	600	3		3	5	6	25	650		150			300						2400
2. Postle Math.	80	40		3500	520	400	3		4	6	10	30	600		200			400						
3. Casper	60	20		2700	500	250	3	1	3		8	20	575		200			300						
4. Sliver Hoern. H.	35	65		3200	250	420	3		2	4	3	20	500		160			200	50					3500
5. Hummel Bern?	40	60	20	3300	300	140	3	2	4	8	10	18	1000		250			300	150					
6. Stenora Fey.	30	50		2500	180	750	4		4	6	4	20	700		200			400	100					6000
7. Bergbreder Fritz	50	70		3500	240	460	4		2	2	6	14	660		250			800	50					1800
8. Brier Mr.	20	60		2200	250	250	2		2	4	7	12	410					150						3000
9. Griff Saml.	20	70		2500	300	300	3		1	1		15	500		116									3500
10. Mc Gee Thos.	16	64		1800	175		2		3	3		6	375					300	100					
11. Steitz Aug.	20	60		1800	100	100		2	1	1		10	350					200						2400
12. Bennett Saml.	35	145		3500	200	320	1		3	2	5	6	18	370		90		400						3600
13. Smith Dan.	60	80		2800	450	500	4	2	4	2	10	17	1200		250			800	200					5000
14. Triplett Fey.	25	55		1700	175	425	2		3	3		20	500					200						6000
15. Stanley W. G.	20	80		2000	200	175	2		2	4	9	19	475		60			120						1500
16. Daniels Union	35	80		2500	220	150		2	1	5		11	400		200			200						
17. W. & A.	20	154		3600	100	300	2		2	3		25	460					100						5000
18. Ediza	17	80		2000	50	250	4		3	5		25	680		150				100					
19. Rogers Fey.	45	35		1200	225	200	2	1	2	5		25	475		125			300						
20. Fey & W.	18	22		800	80	120	1	1	2	3		8	425					200						1000
21. Frank?	40	40		1000	200	325	3		3	4		16	580					300						2500
22. Temple Jas.	20	20		800	40	120	2	1	2	4		27	500		85			130	50					
23. Klausen Saml.	75	125		3500	225	420	4	2	4	6	12	35	1000		480			350	125					
24. Kornsman Fey.	60	160		4000	300	350	4	2	4	8	25	25	950		55			400	100					
25. Bennett Jas.	50	20		1500	225	280	3		2	3		29	600		15			500	100					
26. Sewright Jas.	10			250	10	400			1	2		6	100					120						4000
27. Taylor Mr.	24	200		4400	300	620	1	2	4	5		24	600		24			250						5800
28. Morfit And.	15	35		800	10	200	1	1	2	4		6	400					50						2400
29. Reed Moses	22	58		1500	140	400	2		2	5		10	380					275						7200
30. Maswin Wm?	6			300	25	50	1		1			3	160					80						2200
31. Rogers D. & D.	50	30		1800	250	225	3	2	3	5		18	800					800	250					
32. Korman Wm?	12	28		1000	150	100	2		2	3		6	320					200						2300
33. Demick Alf.	53	140		3000	280	625	3	2	4	10		20	750		150			300	180					7000
34. Moore Edw.	6	34		800	25	400			1	2		5	75											6000
35. Dishour Saml.	4	36		850	15	200			2			9	325											2400
36. McGlothlin Peter	7	33		1300	40		1		1	1		8	180					210						
37. Adams Saml.	80	120		6500	750	500	5	3	3	8		50	1100					1000						
38. North Thos.	100	56		5000	1000	1000	6	2	4	25	3	45	1400		500			800	400					3000
39. Johnson Meich?	6			300	50				1	2	1	5	175					100						1200
40. Smith Alf.	50	200		7000	480	400	4		2	40		30	680		100			500	200					3000

1460
2645
20
9530
9480
12725
93
30
97
6
219
1216
195
2238
3510
12085
2155
9370

State of Missouri, enumerated by me on the 6th to 10th day of Aug., 1870.

Francis W. Williams, Asst Marshal.

YEAR ENDING JUNE 1, 1870.																									TOTAL VALUE.			
Cotton. (450 lbs.)	Wool. Lbs.	Pens and Beans. Bush.	POTATOES.		Orchard products. Dolls.	Wine. Gallons.	Produce of Market Gardens. Dolls.	DAIRY PRODUCTS.			Hay. Tons.	SEED.		Hops. Lbs.	Hemp. Tons.	Flax. Lbs.	Flax-seed. Bush.	Silk cocoons. Lbs.	SUGAR.			BEES.		Forest products. Dolls.	Value of Home Manufactures. Dolls.	Value of animals slaughtered or sold for slaughter. Dolls.	Estimated value of stock, including per- formances and addi- tions to stock. Dolls.	
			Irish. Bush.	Sweet. Bush.				Butter. Lbs.	Cheese.* Lbs.	Milk sold. Gallons.		Clover. Bush.	Grass. Bush.						Maple. Lbs.	Cane. Hhds. (1,000 lbs.)	Molasses. Gallons.	Wax. Lbs.	Honey. Lbs.					
25	26	27	28	29	30	31	32	33	34	35	36	37	38	39	40	41	42	43	44	45	46	47	48	49	50	51	52	
	20		30		50			210			10															250	1690.	1
	24		80		60			280			12															300	1150.	2
			40		100			210			10															175	900.	3
	15		50		80		100	160			3															100	1665.	4
	30		27		40		25	280			6															125	885.	5
	20		40		25			280			5															175	2415.	6
	10		60		60			160			10															100	1650.	7
	15		20					160			2															75	1050.	8
	3		10	5	10			80			3															200	1350.	9
	10		15					210																		70	375.	10
	4		10					80																		100	835.	11
	20		20		25			240			4															160	1570.	12
	35		10	15	60			280			16															500	2900.	13
	12		20		20			210			4															180	1950.	14
	15		20					160																		220	740.	15
	20		10		40			80			7															100	640.	16
	10		10	20				160																		250	1550.	17
	20		20					210																		200	550.	18
	20		30	10	100			280			17															300	950.	19
	12		10					160																		100	510.	20
	15		20		30			210			12															150	1150.	21
	15		30					160																		280	580.	22
	24		40		250			280			20															500	1670.	23
	30		80		300		200	280			15															250	1425.	24
	10		35		25			160			12															300	870.	25
	6							80																		80	1120.	26
	20		10	16				280																		250	1875.	27
	15							160																		75	930.	28
	20							160																		120	2200.	29
								80																		25	650.	30
	20		30		40			210			16															200	1130.	31
	10		25					160																		80	850.	32
	40		60		25			280			15															200	2815.	33
	6							80																		60	1600.	34
																										100	700.	35
	3							80																		80	225.	36
	26		60		200			210			25															400	1600.	37
	80		100	25	350		100	280			20															250	8165.	38
	3							80																		70	450.	39
	12		40	15	60		50	160			20															180	1925.	40
	6711		1062	106	19711		475	6777			260															1330	52245	

* This will include only such cheese as is made upon the farm. Milk sent to cheese factories will be regarded as milk sold off the farm.

7280

SCHEDULE 3.—Productions of Agriculture in Wales Sp., in the County of Franklin, in the Post Office: Grays Summit

Name of Agent, Owner, or Manager.	ACRES OF LAND.			PRESENT CASH VALUE.		Total amount of wages paid during the year, including value of board.	LIVE STOCK, JUNE 1, 1870.								PRODUCE DURING THE YEAR.									
	Improved.	UNIMPROVED.		Of farm.	Of farming implements and machinery.		Horses.	Mules and Asses.	Milk Cows.	Working Oxen.	Other Cattle.	Sheep.	Swine.	Value of all live stock.	WHEAT.		Rye.	Indian Corn.	Oats.	Barley.	Buckwheat.	Rice.	Tobacco.	
		Wood-land.	Other unimproved.												Spring.	Winter.								
	No.	No.	No.	Dolls.	Dolls.		No.	No.	No.	No.	No.	No.	No.	Dolls.	Bush.	Bush.	Bush.	Bush.	Bush.	Bush.	Bush.	Lbs.	Lbs.	
1	2	3	4	5	6	7	8	9	10	11	12	13	14	15	16	17	18	19	20	21	22	23	24	
1 Miles Brad. B.	25				150	300	2	2	3	2	8		20	1000		40		400	60				2400	
2 Welsh W. J.	200				400	520	2	3	1			8	50	825		240		1600					1800	
3 Roberts A. H.	200	1000			4500	1200	4	1	1	2	12		35	1000				1800	300				1600	
4 Bompast J. B.	80				950	250	2		1				12	375		80		1200	200					
5 Wray Alex.	24				950	25	2		2		4		10	380				500	150				2400	
6 Walter Ernst	30	86			3300	250	1	2	4		7		19	700		150		600	50					
7 Seutman Jas.	15	65			2400	180	2		2		5		12	420				400					2000	
8 Brach Fritz	30	50			3000	200	6	1	3		5		20	975		120		300	25					
9 Pospetto Jas.	30	90			2400	300	2		3		6		16	450		185		250	120					
10 Schmidt Jos.	20	30			1200	150	2		3		5		12	450		100		280	50					
11 Strickler Jos.	15	25			1300	100	1		2		3		10	240				300					2000	
12 McKeage Mo.	4	6			2500	250	2		1		1		12	300										
13 Soreaux Chas.	20	176			3000	150	2		1		3		16	400		125		200						
14 Gitzman Emil	3	76			1800	175	2		1		4		13	350				40					1200	
15 Clagget Horst	60	120			9000	280	8		3		3	5	42	1050		260		800						
16 Haslemian G. O.	100	220			12800	400	6		2		2		46	820		180		1000	300					
17 Lewis Jas. W.	75	200			9000	600	3	3	5		15		50	1250		300		800	150					
18 Greig Jas.	100	66			4800	650	5		3		12	23	50	1075		250		430	350				1000	
19 Young Jas. M.	100	420			20000	780	4	2	4		10		60	1200		580		800	600					
20 McEwen Michl	20	20			1800	180	2		3		5		8	440		95		200	50					
21 Hoeker Gott.	12	9			1000	175	2		1		1		4	375				200						
22 Gintu Val.	8	15			1200	180			1	4	2		4	240.		40		100						
23 Gant Chas.	12	28			1600	140	1		3	2	5		8	410				200						
24 Geister Adam	40	100			4000	300	1	2	3		6		28	650		240		300						
25 Meile Dav.	5	15			1000	25			1		4		10	125				150						
26 Bill Paul	3	17			1000	25			1		2		2	110				50						
27 Ebner Geo. D.	5	15			400	25			1		1		6	100				100					2500	
28 Troutman G. H.	15	9			3400	50	1		2		3		14	250		80		100	100					
29 Ehrhard Otto	6	8			1500	140			3		3		1	140				125	50					
30 Keately Mary	100	100			8000	380	1		2		3	20	15	335		225		500						
31 Calvin Walsh	10	30			1600	100	1		2		4		12	290		25		160						
32 Roberson Peter	15	5			1200	50	1		3		4		5	290		30		200						
33 Christian M. G.	40				1600	225	1	1	3		5		15	400		270		300	100					
34 Miller Saml	20				1000	200	2		3				11	380		80		200	150					
35 Roemer Chas.	5	27			900	180	2	1	2		4		12	440				100						
36 Jones	10				500	25			1		1		6	80				120					2200	
37 Ross	10				500	25			1		1		8	100				100					2000	
38 Jeffries Chas.	175	200			9500	880	5		8		7	20	50	1250		250		800					3000	
39 W. D.	100	273			9000	900	5		7		9	2	60	1300		150		600	300				4500	
40 Spradling Ephm	20	20			1200	175	1		2	2	3	1	11	340		100		200						
		176	3520		17500	10670			84	18	98	12	179	79	195	21250		4215	16500	105				5600

State of Missouri, enumerated by me on the 10th to 15th day of Aug., 1870.

Francis W. Wetmore, Ass't Marshal.

YEAR ENDING JUNE 1, 1870.

	Cotton. Bales (450 lbs.)	Wool. Lbs.	Peanut Beans. Bush.	POTATOES.		Orchard products. Dolls.	Wine. Gallons.	Produce of Market Gardens. Dolls.	DAIRY PRODUCTS.			Hay. Tons.	SEED.		Hops. Lbs.	Hemp. Tons.	Flax. Lbs.	Flax seed. Bush.	Silk cocoons. Lbs.	SUGAR.		Molasses. Gallons.	BEES.		Forest products. Dolls.	Value of Home Manufactures. Dolls.	Value of animals slaughtered or sold for slaughter. Dolls.	TOTAL VALUE.	
				Irish. Bush.	Sweet. Bush.				Butter. Lbs.	Cheese.* Lbs.	Milk sold. Gallons.		Clover. Bush.	Grass. Bush.						Maple. Lbs.	Cane. Hhds. (1,000 lbs.)		Wax. Lbs.	Honey. Lbs.				Dolls.	
	25	26	27	28	29	30	31	32	33	34	35	36	37	38	39	40	41	42	43	44	45	46	47	48	49	50	51	52	
1				10	20	350			210																		180	1440.	1
2		25		100	10	80			75			20															400	2450.	2
3				80		50			75			20										80		200			350	2430.	3
4				50	25	100			80			10															100	1220.	4
5				20		25			140																		80	1100.	5
6				150		60			260			4										40					175	1050.	6
7				10	10	20			140																		100	800.	7
8				60		40			200			3															180	775.	8
9				70		50			200			4															300	990.	9
10				10		25			200			1															110	570.	10
11				25		60			140			1															80	985.	11
12					80	100	25		70																		75	350.	12
13				40	25	40			70			3												250		150	830.	13	
14				25					70																		120	520.	14
15		20		40		300	350	150	210			30													100	400	2570.	15	
16				25	10	200			140			13													150	500	2000.	16	
17				100	20	50			320			10													300	420	1970.	17	
18		70		75		125			210			20										60				470	2015.	18	
19				80	20	300			250			30												200		500	2890.	19	
20				15		110			210			2															50	500.	20
21				200					80																		25	360.	21
22				50					80																		50	275.	22
23				200					200																		100	350.	23
24				60		60			200			4															300	990.	24
25				10					80																		100	250.	25
26									80																		25	100.	26
27									80																		75	750.	27
28				10		150	400		140			4														150	1050.	28	
29				20		50		50	210			4																350.	29
30		60		80	25	200			140			35												400		100	1825.	30	
31				20					140																		120	350.	31
32				40					210			2															40	375.	32
33				100		60			210			4										40				175	1000.	33	
34				10		80			210			2															100	600.	34
35				40					140																		125	300.	35
36				20					70																		50	680.	36
37				10					80																		75	650.	37
38		50		200	60	150			480			40													250	600	3230.	38	
39		6		100	40	200			420			35													300	550	3500.	39	
40				10					140			2															100	450.	40
	231			2005	345	2005	775	200	6660			300									220			2150	7600	44810			

* This will include only such cheese as is made upon the farm. Milk sent to cheese factories will be regarded as milk sold off the farm.



State of Missouri, enumerated by me on the 15th to 16th day of July Aug., 1870.

Francis Williams, Ass't Marshal.

YEAR ENDING JUNE 1, 1870.

1	2	3	POTATOES.		Orchard products.	Wine.	Produce of Market Gardens.	DAIRY PRODUCTS.			Hay.	SEED.		Hops.	Hemp.	Flax.	Flax-seed.	Silk cocoons.	SUGAR.		BEES.		Forest products.	Value of Home Manufactures.	Value of animals slaughtered or sold for slaughter.	Estimated value of all farm production, including bet-temens and addi-tions to stock.	TOTAL VALUE.	1																
			Bales (450 lbs.)	Lbs.				Bush.	Bush.	Dolls.		Gallons.	Dolls.						Lbs.	Lbs.	Gallons.	Tons.							Bush.	Doll.	Lbs.	Tons.	Lbs.	Bush.	Lbs.	Lbs.	Hhds. (1,000 lbs.)	Gallons.	Lbs.	Lbs.	Dolls.	Dolls.	Dolls.	Dolls.
			40	15	60			140			6										40				150	1060.	1																	
			20					70			1														100	380.	2																	
			40	5	50			250			2										80				120	960.	3																	
			100		60			140			2														175	675.	4																	
			20					70			1														80	375.	5																	
			15					140																	200	635.	6																	
			10					140																	125	275.	7																	
				10				210														40			200	600.	8																	
	25		150	20	100			140			6										20				260	1210.	9																	
	30		200		100			280			8										40				380	1525.	10																	
			100		40			210			3										60				260	1120.	11																	
	15		20					140			1														150	680.	12																	
	75		20	20	180			140			1														120	1100.	13																	
	60		60	10	25			140			2														140	900.	14																	
	30		40		40			140			1														220	800.	15																	
			10					70																	100	360.	16																	
			15		60			140																	400	880.	17																	
			80	40	200			280			15														520	2100.	18																	
	20		10		20			140			3														450	900.	19																	
	30		30	10	250			140			6														450	3520.	20																	
			10					140																	120	1380.	21																	
								70																	80	750.	22																	
	15		200	25	300			420			30													80	300	3035.	23																	
	18		60		200	1100		280			5										20				150	2020.	24																	
	40		30		80			280			3										60				200	850.	25																	
			40		100			210			4													150	100	870.	26																	
					20			140																120	100	450.	27																	
	12		80		80			280			4														120	100	750.	28																
			20		100						2													100	110	660.	29																	
			40	20	250	50		280			5														200	1000.	30																	
			25		100			210			2														40	40	460.	31																
			30		10			70			1														80	80	380.	32																
			40		40			140			2										40				50	450.	33																	
			60		60			140			4										40				100	575.	34																	
			20		25			70			1														80	1660.	35																	
			15		40			70			2														100	370.	36																	
			100		80			70			2														80	600.	37																	
			10		25			140																	30	280.	38																	
			20					70																	125	330.	39																	
			80		60			70			5										20				60	840.	40																	
	370		1860	175	3755	1250		6270			130									540			370	6805	37805																			

* This will include only such cheese as is made upon the farm. Milk sent to cheese factories will be regarded as milk sold off the farm.

SCHEDULE 3.—Productions of Agriculture in Wales Sp., in the County of Franklin, in the Post Office: Oakfield

Name of Agent, Owner, or Manager.	ACRES OF LAND.			PRESENT CASH VALUE.			LIVE STOCK, JUNE 1, 1870.								PRODUCE DURING THE YEAR.									
	UNIMPROVED.			Of farm.	Of farming implements and machinery.	Total amount of wages paid during the year, including value of board.	Horses.	Mules and Asses.	Milch Cows.	Working Oxen.	Other Cattle.	Sheep.	Swine.	Value of All Live Stock.	WHEAT.		Rye.	Indian Corn.	Oats.	Barley.	Buckwheat.	Rice.	Tobacco.	
	Improved.	Wood-land.	Other unimproved.												Spring.	Winter.								Bush.
1	2	3	4	5	6	7	8	9	10	11	12	13	14	15	16	17	18	19	20	21	22	23	24	
Schultz Johann	15	25		1200	150	10	1		1	2	3		8	275		60		150	25					
Gruenert D. Chas.	60	140		4000	800	300	4		3		4		25	725		250		400	50					
Koernes Francis	10	30		1000	150	240			1	2	3		10	200				100					2400	
Hammgen Gus.	40	75		3850	300	420	1		2		3		20	280		250		300	50					
Witting Hermann	12	28		1200	250	25		1	1		2		14	230		40		100	50					
Gustav	30	15		1600	300	100	2		3	2	2		15	570		100		300	25					
Frankels Adm. Fr.	24	26		1400	250	50	3		1		2		18	400		55		200	20					
Grientkamp Clem.	20	47		1675	180	30	1	1	1		3		12	310		65		150	25					
Stotter Wm.	30	50		2700	300	200	2		2		5		18	490		170		200	100					
Stevengene Ins. R.	15	139		5700	150	50	1		2	2	3		8	330		60		100						
Wattent Chas.	20	20		1200	200	40			1		4		15	135		168		70						
Charles Jr.	25	40		2000	230	220	3		3		4		13	580		450		150	50					
Rosenbaum Mrs.	30	90		3000	400	430	3	1	02		4		32	620		200		300	130					
Grauer Gus.	12	30		1600	175	10	1	1	2		2		16	360		70		150	70					
Louis	50	70		4800	600	550	4		2		4		20	675		180		300	150					
Grubaus Chas. L.	36	130		3300	450	480	3	2	4		9		15	850		145		700	15					
Rosenbaum Fried.	40	102		2850	480	600	2		3		5		35	530		192		300	150					
Schmetlig Chas.	50	110		4800	1000	720	3		10		20		35	1100		211		400	150					
Reipertz Carl	36	124		3200	350	400	2		2		6		25	450		120		300	125					
Grahe Gus.	10	30		1600	200	20	1		1		4		6	225		85		450						
Kuering Wm.	25	55		2200	175	40	3		3		6		14	600		75		200	100					
Halbach Aug.	15	25		1100	125	30	2		2		4		15	400		80		100	50					
Grientkamp Adm.	30	130		3500	400	320	2		6		7		20	600		150		300	150					
Vangerhede Fritz	11	149		1600	100	15	2		2		4		5	420		100		100	50					
Hard Wm.	20	20		600	125	215			1		2		15	110		70		200					1500	
Schwenker Fried.	20	35		1220	180	15	2		2		4		14	380		30		700						
Heart Chas.	10	90		2200	50	90			3		5		6	175		50		25						
Chas.	20	20		1000	200	150	1	1					15	275		90		130	16					
Smith Joel	14	36		650	25	25	1		1		3		4	190				100					1000	
Leinz Wm.	50	159		4200	700	800	2	2	1		2		17	625		300		400	110					
Uter Fritz	35	45		1950	400	350	4		3		3		38	750		150		350						
Hastman Gus.	25	14		1500	320	220	2		2		2	4	18	420		110		150	50					
Pfeifer Chas. W.	30	50		2000	400	300	5		3		8	2	18	825		165		240	60					
McGuire Pat.	5	35		1000	50				1		3		10	420				200						
Brier Wm.	30	50		2200	280	180	3		2		5		10	530		180		200	100					
Pandel Fritz	25	15		900	420	325	2		2		4	5	14	425		60		300	50					
Chas.	14	26		900	350	175	2		2		3		12	400		30		200	20					
Ficiers Emil	12	28		1000	180	260	2		2		4		8	380				225					1500	
Walte Mrs.	12	28		800	160	50	1		2		2		6	220		40		150	25					
Godain Dan.	25	5		1200	225	270	3		1		2		8	450		120		300	40					

998 2336 82145 11980 8655 46 9 28 8 165 11 627 17580 4271 1986 6400 8800

State of Missouri, enumerated by me on the 16th to 27th day of Aug, 1870.

Francis Wilhelm, Ass't Marshal.

YEAR ENDING JUNE 1, 1870.

TOTAL VALUE.

	Cotton. Bales (450 lbs.)	Wool. Lbs.	Peas and Beans. Bush.	POTATOES.		Orchard products. Dolls.	Wine. Gallons.	Produce of Market Gardens. Dolls.	DAIRY PRODUCTS.				SEED.				SUGAR.				BEES.		Forest products. Dolls.	Value of Home Manufactures. Dolls.	Value of animals slaughtered or sold for slaughter. Dolls.	Estimated value of all farm produc- tion, including bat- teries and addi- tions to stock. Dolls.					
				Irish. Bush.	Sweet. Bush.				Butter. Lbs.	Cheese.* Lbs.	Milk sold. Gallons.	Hay. Tons.	Clover. Bush.	Grass. Bush.	Hops. Lbs.	Hemp. Tons.	Flax. Lbs.	Flaxseed. Bush.	Silk cocoon. Lbs.	Maple. Lbs.	Cane. Hhds. (1,000 lbs.)	Molasses. Gallons.						Wax. Lbs.	Honey. Lbs.		
	25	26	27	28	29	30	31	32	33	34	35	36	37	38	39	40	41	42	43	44	45	46	47	48	49	50	51	52			
1				25		60			80																		50	330.	1		
2				100	20	100			210			15										40					200	1240.	2		
3				20					80																			100	800.	3	
4				300		250			140			2										60					160	1250.	4		
5				40					80			2																120	340.	5	
6				60		100			210			4																160	730.	6	
7				50		50			80			1																200	550.	7	
8				40		100			80			1																80	435.	8	
9				60		120			150			5																150	830.	9	
10				70		100			150			4													200		40	640.	10		
11				40		200			80			2																100	640.	11	
12				60	10	260			210																			120	800.	12	
13				60	12	50			160			4													100		300	1070.	13		
14				20					160			2																140	430.	14	
15				200	40	300	140		150			8										80					160	1500.	15		
16				60		110			280			5													200		100	1210.	16		
17				120		200			210			4										20			200		370	1520.	17		
18				200	20	150			700			13																300	1510.	18	
19				40		200			140			3																200	910.	19	
20				15		60	50		80			1																80	425.	20	
21				12		50			210			1																100	460.	21	
22				30		40			150																			200	485.	22	
23				40		100			420			2																300	1010.	23	
24				60		50			150																			70	450.	24	
25				50	30	25			80																			120	840.	25	
26				60		40			150																			110	350.	26	
27				25		100			210			2																80	365.	27	
28				40		200						3																170	640.	28	
29				10					80																			70	425.	29	
30		00		180		000			80			2										120			125		200	1730.	30		
31				140		50			210			4																400	1075.	31	
32		20		80		260			150			6																150	840.	32	
33		6		50	10	300			210			8																170	1030.	33	
34				15					80																				80	250.	34
35				70	10	100			150			2																80	720.	35	
36		20		30		450			150			4																120	960.	36	
37				20		300			150			2																100	650.	37	
38				40		120			150																			70	800.	38	
39				25		200			150			1																50	500.	39	
40				60	15	350			80			3																90	900.	40	
	46			267	167	5145			6440			116									320				825		5600	31647			

* This will include only such cheese as is made upon the farm. Milk sent to cheese factories will be regarded as milk sold off the farm.

190

SCHEDULE 3.—Productions of Agriculture in Boles Sp., in the County of Franklin, in the Post Office: Shelby

1	ACRES OF LAND.			PRESENT CASH VALUE.		7	LIVE STOCK, JUNE 1, 1870.								PRODUCE DURING THE																							
	Name of Agent, Owner, or Manager.	UNIMPROVED.			5		6	Total amount of wages paid during the year including value of board.	8	9	10	11	12	13	14	15	WHEAT.		18	19	20	21	22	23	24													
		Improved.	Woodland.	Other unimproved.													Dolls.	Dolls.								Dolls.	Horses.	Mules and Asses.	Milch Cows.	Working Oxen.	Other Cattle.	Sheep.	Swine.	Value of ALL live stock.	Spring.	Winter.		
		No.	No.	No.													No.	No.								No.	No.	No.	No.	No.	No.	No.	No.	Dolls.	Bush.	Bush.	Bush.	Bush.
2	3	4	5	6	7	8	9	10	11	12	13	14	15	16	17	18	19	20	21	22	23	24	25	26	27	28	29	30	31	32	33	34	35	36	37	38	39	40
1	Mallis Silas	20	20		1000	250	20	2	1	3		5	300		50		200	20																				
2	Coaton Jos.	20	20		800	300	50	1	2	4		12	250		100		200	25																				
3	Schman Geo.	30	60		1300	400	120	2	1	2		2	275		255		180	50																				
4	Pittman Hcy.	10	70		800	100	80		1	2		2	250		60		200																					
5	Smith	12	68		800	180	10	3	2			5	450		75		200																					
6	Brackman Carl	17	23		500	125	140	2		2		2	340		50		150																					
7	Pohlig Chas.	35	245		3000	440	300	3		2		3	4	10	480		200		150	50																		
8	Unger Jno.	22	18		600	380	240	2		1		3	12	310		110		200	25																			
9	Botz Louis	30	50		900	350	250	2	1	3		5	6	18	575		200		300	75																		
10	Wicks Mr.	50	90		2800	725	1060	2	2	3		7	8	35	725		85		550	200																		
11	Wick Bernh.	25	53		900	200	380	3		3		5	11	540		160		150	60																			
12	Kincaid Chas.	35	70		2000	330	225	3		4		8	19	525		200		300	50																			
13	Ulantra	37	70		2500	400	340	4		4		6	6	20	700		600		200	20																		
14	Bronzing Hcy.	29	100		1900	325	170			1		3	8	100		30		300	45																			
15	Pohlig Julius	9	15		480	150	10	3		1		3	8	400		50		150	25																			
16	Johns Peter	10	30		600	80	60			2	2	7	14	280		60		300																				
17	Gushoe Mr.	7	33		500	50		1		1		2	10	200				250																				
18	Straig Mr.	8	32		800	100						2		100				320																				
19	Umund Aug.	25	55		1500	300	200		1	3		6	13	300				800	100																			
20	Elkon Chas.	30	20		750	350	400	2		3		5	16	440		100		600	25																			
21	Reed Frank	38	146		5700	425	520	3	2	4		3	35	800		200		400																				
22	Straw Mr.	40	100		3000	500	380	2	2	2	2	3	20	800		250		400																				
23	Steel Mr.	30	30		1250	450	175	2		1		1	10	300		120		200	120																			
24	Sabiz	20	20		1200	200	80			2	2	4	12	250		100		200																				
25	Wallat Jas.	15	25		800	100		1		2		4	10	250				300																				
26	McC Gee Jno. S.	30	90		1800	350	250	2	1	2	2	3	12	600		140		400																				
27	Vannier Fred.	20	60		1200	250	160	2		2		3	16	380		160		200																				
28	Sigler Fred.	12	98		900	100	70	1	1	1		2	11	300		40		280																				
29	Steinhing Jno. D.	10	30		1500	250	20	2		1		1	10	275		20		100	25																			
30	Gottlieb	20	20		1800	300	170	1		2		4	12	270				200																				
31	Steel Wilson B.	6	34		800	25						2	7	120				150																				
32	Vernant Anthony	30	10		1000	230	150	2		1	2	3	16	400		130		200																				
33	Smann Dant	40	70		2750	460	500		2	1		4	5	18	375			600																				
34	Mush.	60	76		3000	325	480	2	2	4	2	10	12	40	950		400		1000	200																		
35	Powell GALT	50	170		8000	640	325	5	2	3		4	6	19	1000		215		650																			
36	Alkie Mr.	25	50		1400	200	290	2		1			8	16	325		300		400																			
37	Lettois Dominici	20	20		1000	150	300	3	2	2		4	3	14	325		80		300																			
38	North Peter	8	32		500	25	25	2	2	4		3	17	230				170																				
39	Perkins Shed?	14			700	10	50	1		2	2	4	13	320				300																				
40	Uranick Cyrus	10	70		1600	160	20	1		1			10	175				280																				

959 2223 63630 10685 7778 69 21 79 18 14 58 545 16885 4540 12430 1115 1700

State of Missouri, enumerated by me on the 27th day of Aug., 1870.

Francis Wilhelm, Ass't Marshal.

YEAR ENDING JUNE 1, 1870.

TOTAL VALUE.

	Cotton. Bales (450 lbs.)	Wool. Lbs.	Peas and Beans. Bush.	POTATOES.		Orchard products. Dolls.	Wine. Gallons.	Produce of Market Gardens. Dolls.	DAIRY PRODUCTS.			SEED.			SUGAR.			BEES.		Forest products. Dolls.	Value of Home Manufactures. Dolls.	Value of animals slaughtered or sold for slaughter. Dolls.	Estimated value of all farm produc- tion, including per- centage of addi- tions to stock. Dolls.							
				Irish. Bush.	Sweet. Bush.				Butter. Lbs.	Cheese.* Lbs.	Milk sold. Gallons.	Hay. Tons.	Clover. Bush.	Grass. Bush.	Hops. Lbs.	Hemp. Tons.	Flax. Lbs.	Flax-seed. Bush.	Silk cocoons. Lbs.						Maple. Lbs.	Cane. Hhds. (1,000 lbs.)	Molasses. Gallons.	Wax. Lbs.	Honey. Lbs.	
	25	26	27	28	29	30	31	32	33	34	35	36	37	38	39	40	41	42	43	44	45	46	47	48	49	50	51	52		
1				20	10				80																		50	270.	1	
2				10					140												40						100	430.	2	
3				50		100			80																		10	600.	3	
4				60		60			150																		80	415.	4	
5				40		80			150																				350.	5
6				40		100			150			2															50	415.	6	
7		15		60		50			150			2															75	585.	7	
8				70		200			80			1															120	745.	8	
9		20		100		40			210			3															150	810.	9	
10		25		150		600			210			5								160			100			300	1970.	10		
11				50		120	200		210			3											80			20	870.	11		
12				60	10	40			280											20							150	790.	12	
13		30		100	20	120			280			4															200	1410.	13	
14				80		80			80			3											200			50	700.	14		
15				20					80																		60	280.	15	
16				15		20			140																		120.	440.	16	
17					5				80																		90	300.	17	
18					10																						20	200.	18	
19				60		40			210			1									40						125	825.	19	
20				120		50			210			3									60						180	930.	20	
21				30	20	100			280			1									100		350			350	1450.	21		
22				25	10	150			140			2											200			200	1300.	22		
23				30	10	160			80			3															90	700.	23	
24				10					140																		130	425.	24	
25				20					140																		100	330.	25	
26				60		200			140			4															125	880.	26	
27				40		100			140			1															180	680.	27	
28				10					80																		120	450.	28	
29				70		140			80																		100	420.	29	
30				100		300			140																		130	650.	30	
31																											60	335.	31	
32				10	20	200			75			5															140	730.	32	
33		20		60		60			75			3															190	1800.	33	
34		45		50		100			280			5								80							360	1820.	34	
35		18		50	12	125			210			6															200	1100.	35	
36		30		40		50			80			2															150	900.	36	
37		15		20					140																			130	4050.	37
38									280																			150	415.	38
39						5			140																			120	950.	39
40				20					75			1															100	1050.	40	
	215			1750	102	3385	200		5685			60								570			930			5075	20809			

* This will include only such cheese as is made upon the farm. Milk sent to cheese factories will be regarded as milk sold off the farm.

SCHEDULE 3.—Productions of Agriculture in Wales Tp., in the County of Franklin, in the Post Office: Sebastic

1	Name of Agent, Owner, or Manager.	ACRES OF LAND.			PRESENT CASH VALUE.		Total amount of wages paid to laborers including value of board.	LIVE STOCK, JUNE 1, 1870.								PRODUCE DURING THE YEAR.												
		Improved.	UNIMPROVED.		Of farm.	Of farming implements and machinery.		Dolls.	Dolls.	Horses.	Mules and Asses.	Milk Cows.	Working Oxen.	Other Cattle.	Sheep.	Swine.	Value of all live stock.	WHEAT.		Rye.	Indian Corn.	Oats.	Barley.	Buckwheat.	Rice.	Tobacco.		
			Wood-land.	Other unimproved.														Of farm.	Of farming implements and machinery.								Spring.	Winter.
			No.	No.														Dolls.	Dolls.								Bush.	Bush.
2	3	4	5	6	7	8	9	10	11	12	13	14	15	16	17	18	19	20	21	22	23	24						
1	Brown Walter	25	55		2500	225	275	2	1	2		3		17	490		65		300						2000			
2	May Jas.	50	100		9500	450	400	2	2	4		4		33	750		158		250	200					3600			
3	Eden	75	175		10000	680	800	6	2	6		16		50	1500		100		800						4000			
4	Hartwick Thos.	24	176		6000	200	50	1		2	2	2		12	350		100		200	100								
5	Whitson Felix	35	65		5000	240	270	2		3		6		25	440		120		500	50								
6	Jackson Jas. Ch.	25	95		3600	200	300	2		2		4		20	400		70		350	60								
7	Fagget Mo.	18	22		1600	100	150	1	1	1		2		17	330				300						1200			
8	How E. B.	30	90		4000	400	280	3		2		5		32	650		150		300	40					1000			
9	Boon Mo.	20			1000	80	160	1		1		4		12	275				1000									
10	Wellington Fey.	50			2500	460	500	3	1	4	2	6		40	820		720		600	150								
11	Perkins Dabney	13			700	180	100	1		1				11	180				400						1000			
12	North David	20			1000	200	200		3	3		5		8	475				500						1800			
13	Ugastin Mr.	8			500	50	75	1		1				5	165				250						1000			
14	Stanley Moses	6			350	20	20	1						4	120				200						1200			
15	Solan	10			550	100	150	1		1		1		4	180				300						2000			
16	Baker Squin	7			450	25			1	1		1		3	175				100	50					1500			
17	Stanley Sawson	10			550	60		1		1		1		3	175				240						2000			
18	Hinkle Jas.	20			1100	80	250	1		1		1		15	200		80		600						1800			
19	Perkins Eden.	25			1250	10	440	2						12	275		160		300						3000			
20	Roberson Steph	15			850	10	70	1		1		2		10	200		*		400						1000			
21	Bradley Jas.	22			1200	50	300	2		1		3		14	320				600						2000			
22	Marmbold Gen.	55	28		4000	600	750	2	4	2		4		100	1200		300		1500	100								
23	Morgan Mr.	60	27		4500	840	700	2	2	2		4		50	825		1000		1500	100								
24	Overmeyer Bern?	75	15		5000	1000	900	4		2		2		40	800		650		2000	200								
25	Hall Marion	150	50		11000	1200	1150	4	1	2		2		50	875		800		3000	300								
26	Whobuntz Mo.	80	43		6000	950	480	6		2		3	8	45	1050		600		800	100								
27	Schollis Mo. St.	25	22		3000	350	250	2		1		1		19	325		200		300	50								
28	Gullop Geo. M.	70			4000	780	420	3	1	3		6		46	750		580		950	250								
29	Bennet Ph.	50	125		9500	600	400	2		3		5		12	425		275		1500									
30	Stratton Jas.	8			480	10	200			1		3		10	115				400						2000			
31	Bennet Geo.	50			3000	400	100	2	2	1		7			600				1300									
32	Vogt H. & S.	50	20		4000	700	450		4	3		6	9	13	900		500		700	50								
33	Zehner Mr.	180	50		18000	1400	550	3	4	4		5	16	85	1400		2000		1000	200	150							
34	Bell Chas	40			2500	500	300	2		1		2		36	420		425		600	50								
35	Koch Ernst	60			3500	725	500	1	4	3		3	3	42	900		400		800	100								
36	Brown Jas.	13			750	100	170	1		1		2	2	6	190				400						1000			
37	Thoa Chas.	100	35		7400	850	390	2	2	2		3	5	75	875		165		1000	200								
38	Gleese Peter	75	12		4800	670	400	1	2	2	2	2	4	55	725		165		1000	200								
39	Ushum Adolf	80	43		6600	1000	800	2	2	5		10		80	1000		1000		600	100								
40	Corrain Ream?	20			1200	180	200	2		5		2		15	325				450						3000			
		1740	1248		153300	16675	13900	45	39	83	6	138	47	1126	22110		10183		28200	2600	200				36100			



State of Missouri, enumerated by me on the 1st to 3^d day of Sept., 1870.

Francis Wilhelm, Ass't Marshal.

YEAR ENDING JUNE 1, 1870.

	Cotton. Bales (50 lbs.)	Wool. Lbs.	Peas and Beans. Bush.	POTATOES.		Orchard products. Dolls.	Wine. Gallons.	Produce of Market Gardens. Dolls.	DAIRY PRODUCTS.			Hay. Tons.	SEED.			Flax. Lbs.	Flax-seed. Bush.	Silk cocoon. Lbs.	SUGAR.			Wax. Lbs.	Honey. Lbs.	Forest products. Dolls.	Value of Home Manufactures. Dolls.	Value of animals slaughtered or sold for slaughter. Dolls.	TOTAL VALUE.		
				Irish. Bush.	Sweet. Bush.				Butter. Lbs.	Cheese.* Lbs.	Milk sold. Gallons.		Clover. Bush.	Grass. Bush.	Hops. Lbs.				Hemp. Tons.	Maple. Lbs.	Cane. Hhds. (1,000 lbs.)						Molasses. Gallons.	Dolls.	Dolls.
	25	26	27	28	29	30	31	32	33	34	35	36	37	38	39	40	41	42	43	44	45	46	47	48	49	50	51	52	
1				40							2															150	970.	1	
2				60	20	40					3															350.	1900.	2	
3				160	10	100					6															500	2330.	3	
4				40		25					4															100	500.	4	
5				50	10	200					4															220	975.	5	
6				40	5	100					3															200	750.	6	
7																										160	650.	7	
8				80		80					5															300	1140.	8	
9				25																						90	750.	9	
10				120	15	150																				380	1970.	10	
11																										100	600.	11	
12				10																						90	800.	12	
13																										40	610.	13	
14																										50	460.	14	
15																										30	700.	15	
16																										40	500.	16	
17																										20	660.	17	
18				10																						120	1000.	18	
19				20																						100	1250.	19	
20																										120	600.	20	
21				40	10																					150	1000.	21	
22				25		25					10											60				800	2240.	22	
23				25		50					8															300	2550.	23	
24				200		25					20											120				350	2820.	24	
25				100	40						25											80				480	3650.	25	
26		25		140							12															460	1950.	26	
27				80							6															200	825.	27	
28				25																						300	1675.	28	
29				100		80					4															110	1450.	29	
30																										100	850.	30	
31				60							2																	720.	31
32		20		150		40					5															120	1400.	32	
33		50		250		250					40											100				750	4955.	33	
34																										350	1250.	34	
35		15		70		150					6															400	1650.	35	
36		6																								60	800.	36	
37		20		80		100					3															600	1650.	37	
38		15		60		50					5															550	1550.	38	
39				150		200					10															650	2700.	39	
40				10	20																					100	1150.	40	
	161			2220	130	1665					183															360	9990	55950	

* This will include only such cheese as is made upon the farm. Milk sent to cheese factories will be regarded as milk sold off the farm.



State of Missouri, enumerated by me on the 3rd day of Sept., 1870.

Francis Wilhelm, Ass't Marshal.

YEAR ENDING JUNE 1, 1870.

Cotton. Bales (450 lbs.)	Wool. Lbs.	Peas and Beans. Bush.	POTATOES.		Orchard products. Dolls.	Wine. Gallons.	Produce of Market Gardens. Dolls.	DAIRY PRODUCTS.			SEED.			SUGAR.			BEES.		Forest products. Dolls.	Value of Home Manufactures. Dolls.	Value of animals slaughtered or sold for slaughter. Dolls.	TOTAL VALUE. Estimated value of all farm produc- tion, including bet- terments and addi- tions to stock. Dolls.					
			High. Bush.	Sweet. Bush.				Butter. Lbs.	Cheese.* Lbs.	Milk sold. Gallons.	Hay. Tons.	Clover. Bush.	Grass. Dush.	Hops. Lbs.	Hemp. Tons.	Flax. Lbs.	Flax-seed. Bush.	Silk cocoons. Lbs.					Maple. Lbs.	Cane. Hhds. (1,000 lbs.)	Molasses. Gallons.	Wax. Lbs.	Honey. Lbs.
25	26	27	28	29	30	31	32	33	34	35	36	37	38	39	40	41	42	43	44	45	46	47	48	49	50	51	52
	40		250		300			350			14										60					400	2960.
			180		160			210			5										40					240	1875.
<p>I hereby certify that the foregoing returns have been well and truly made, and that the enumeration of population is full and correct, and all the facts required by law, have been fully collected according to the tenor of my oath of office, No. pages (22) Seven by two</p>																											
																								<u>Francis Wilhelm</u>			
	40		430		400		560				19										100					640	4835

* This will include only such cheese as is made upon the farm. Milk sent to cheese factories will be regarded as milk sold off the farm.

State of Missouri, enumerated by me on the 24th to 28th day of Aug., 1870.

L. J. Parker, Ass't Marshal.

YEAR ENDING JUNE 1, 1870.

TOTAL VALUE.

Cotton.	Wool.	Peas and Beans.	POTATOES.		Orchard products.	Wine.	Produce of Market Gardens.	DAIRY PRODUCTS.			Hay.	SEED.			Flax.	Flax-seed.	Silk cocoons.	SUGAR.		Molasses.	BEES.		Forest products.	Value of Home Manufactures.	Value of animals slaughtered or sold for slaughter.	Estimated value of production including herds, flocks, and additions to stock.	
			Irish.	Sweet.				Butter.	Cheese.*	Milk sold.		Clover.	Grass.	Hops.				Hemp.	Maple.		Clare.	Wax.					Honey.
Bales (50 lbs.)	Lbs.	Bush.	Bush.	Bush.	Dolls.	Gallons.	Dolls.	Lbs.	Lbs.	Gallons.	Tons.	Bush.	Bush.	Lbs.	Tons.	Lbs.	Bush.	Lbs.	Hds. (1,000 lbs.)	Gallons.	Lbs.	Lbs.	Dolls.	Dolls.	Dolls.	Dolls.	
25	26	27	28	29	30	31	32	33	34	35	36	37	38	39	40	41	42	43	44	45	46	47	48	49	50	51	52
	50		100		200			160			6									125					200	1500.	
	25		100		100			90			2									45					100	600.	
	60		25		250			180			3														125	1225.	
	100		75		400			100			15														300	2325.	
	20		125		150			180			9														150	1225.	
			45		100			160			4									75					90	700.	
			50	50	50						5														250	1000.	
			25	10	200						6									45					120	525.	
	50		150		100						2									15					50	250.	
	40		20	15							1														125	600.	
			25		50						4														150	600.	
			15					285			10									30					350	1475.	
			20	10		250																			75	350.	
			15		100																				50	200.	
			50								5														100	330.	
			50		300			160			9									65					150	1450.	
			100	25	150			175			4									15					125	650.	
	125		40		200			90			5									40					95	850.	
			25		100			180			3														75	425.	
	50		20	30	250						7														125	700.	
	60		50								2									25					80	350.	
	50		75		300						3									50					100	825.	
			50		200			210			6														200	850.	
	25		55		100						1														60	325.	
	30		125		300			90			4														150	1000.	
	25		25					50			3									15					75	300.	
			40					160			3									25					90	300.	
			20		100			90			3														70	325.	
	80		25		150			210			5									85					160	850.	
	100		100	10	250			275			4														200	900.	
	80		35		150			90			5									75					100	650.	
			50	20				50			4														160	425.	
			75					160			8														250	750.	
			50		200			50			2									15					60	500.	
	60		25								1														45	225.	
	50		60					90			3														100	400.	
	75		40		300			175			2														150	925.	
	25		125		200						6									40					160	1200.	
			50	10							4									30					125	400.	
			25	40	100						12														200	1375.	
	1180		275	220	500	250		3460			181								815						5340	29350	

* This will include only such cheese as is made upon the farm. Milk sent to cheese factories will be regarded as milk sold off the farm.

SCHEDULE 3.—Productions of Agriculture in Galaxy Township, in the County of Franklin, in the Post Office: Catawissa

1	ACRES OF LAND.			PRESENT CASH VALUE.		7	LIVE STOCK, JUNE 1, 1870.								PRODUCE DURING THE																			
	2	UNIMPROVED.		5	6		8	9	10	11	12	13	14	15	WHEAT.		18	19	20	21	22	23	24											
		Improved.	Woodland.												Other unimproved.	Of farm.								Of farming implements and machinery.	Horses.	Mules and Asses.	Milch Cows.	Working Oxen.	Other Cattle.	Sheep.	Swine.	Value of ALL live stock.	Spring.	Winter.
		No.	No.												No.	Dolls.								Dolls.	No.	No.	No.	No.	No.	No.	No.	Dolls.	Bush.	Bush.
1	35	85		1500	200		1	1	3			14	10	275	25	40		180	100				1500											
2	50	50		3500	150		4		2					430		200		400	40															
3	45	35		1700	100		1	2	1					200		200		180	50				2000											
4	90	30		3200	300	150	2	2	5			4	16	6	475		250		400	300														
5	20	60		900	150		1	1	1					3	4	18	280	50		100	45		400											
6	45	75		800	100	150	2		3					1	16	9	300		70		140	100												
7	60	40		2200	200		1		2	2				4		20	350		50		450	200												
8	25	55		1000	100		2		1							18	3	200		40		180	25											
9	45	95		2000	175		1	1	3					2	6	11	280		60		175	40												
10	30	60	10	1000	150		2		2								255		25		100	140												
11	40	60	20	1800	300		1	2	1								310		150		150		300											
12	45	145		1200	150		3		2								350				100		700											
13	20	30		800	75		2		1								200		40		60	45												
14	25	45	10	1000	150		1	1	2								155		50		120	35		250										
15	40	40		1000	75		1		2	2							300		25		75			600										
16	50	30		1000	80		4		2								430		150		350	200												
17	25	75		1500	200		2		2								235		35		150	60		150										
18	80	40		2000	150	300	2	1	2								350		200		500	300		2500										
19	25	15		900	50		3		3								300		40		100	50												
20	10	30		300	60		1		2	2							260					175												
21	400	35	25	2000	225		1	1	3								270		125		300	145												
22	20	30	10	1500	125		3		2								260		25		200	40												
23	20			200	100		2		1								210				300													
24	45	115		3000	200		4		3								380		100		180	45												
25	60	40		1800	150			4	2								475	35	90		400	200												
26	35	15		1000	100		2		1								200		25		200	30												
27	50	10		1800	150		3		4								315	20	165		180	300												
28	50	40	10	2500	200		2		1								335		100		250	100												
29	25	55		1000	150		1										50		20		110	40												
30	30	20		1200	100		2		3								300		25		75	120												
31	35	5		900	50		1	1	2								310		40		120	50												
32	45	85		1400	150		4		3								360		35		80													
33	40	60		2000	150			3	2								370		130		200	45		1500										
34	40	120		1800	200		3		1								330		80		300	100		600										
35	25	95		1200	150		1	1	2								250		75		250	40		450										
36	45	55		2000	200	200	1	1	4								320		125		400	35		1000										
37	70	10		1500	125	250	2		1								235		140		350	500		1500										
38	20	140		1800	100		2		1								210		40		140	25												
39	85	75		3000	250	225	4		5								450		200		300	150												
40	30	40	10	1000	100		1	2	1								330		50		150	45		600										
	157	2140	95	11900	5890	1275	76	24	84	6	81	187	516	11895	130	3215		8570	3740					14050										

State of Missouri, enumerated by me on the 28th Aug. 1870 day of Sept., 1870.

L. Frank Parker, Ass't Marshal.

YEAR ENDING JUNE 1, 1870.																									TOTAL VALUE.		
Cotton.	Wool.	Peas and Beans.	POTATOES.		Orchard products.	Wine.	Produce of Market Gardens.	DAIRY PRODUCTS.			SEED.			Hops.	Hemp.	Flax.	Flax-seed.	Silk cocoons.	SUGAR.		BEES.		Forest products.	Value of Home Manufactures.	Value of animals slaughtered for slaughter.	Estimated value of all farm production, including betterments and additions to stock.	
			Irish.	Sweet.				Butter.	Cheese.*	Milk sold.	Hay.	Clover.	Grass.						Maple.	Cane.	Molasses.	Wax.					Honey.
Bales (450 lbs.)	Lbs.	Bush.	Bush.	Bush.	Dolls.	Gallons.	Dolls.	Lbs.	Lbs.	Gallons.	Tons.	Bush.	Bush.	Lbs.	Tons.	Lbs.	Bush.	Lbs.	Lbs.	Hds. (1,000 lbs.)	Gallons.	Lbs.	Lbs.	Dolls.	Dolls.	Dolls.	
25	26	27	28	29	30	31	32	33	34	35	36	37	38	39	40	41	42	43	44	45	46	47	48	49	50	51	52
	70		50	25				100			2															125	600.
			25								3										15					190	626.
			100		100						4															90	875.
	80		45		400			210			8															200	1200.
	20		60								3															100	350.
	80		50		200			90			5										25					125	625.
			125	30	150			50			6															250	850.
	75		15			500					2															45	770.
			25		50						3										40					80	350.
			40		250						4										30					90	550.
			50		100						6															100	530.
	80		25		100						1										45					45	375.
			20																		50					50	175.
			40																							60	309.
			100	20							7															180	425.
			45		100						4															80	625.
	25		50	15							4										25					70	325.
	75		55		300						10										150					300	1800.
			60					90			3															100	260.
			20								4										25					50	300.
	20		75		400			90			3															125	900.
			15	10							2										20					50	150.
			40								1															75	200.
			80		150			90			4															150	575.
			50		200						5															180	630.
			20	15							3										20					80	275.
			125		150			160			6															200	850.
			50		200						4															150	662.
			20		300	200															40					85	700.
	60		45		50			90			4															50	300.
	60		25	20				50			2															75	250.
	75		30					90			4										20					85	270.
			10	25	50						9															100	725.
	20		15		150						7															55	650.
			60								4															60	440.
	60		100		200	300		180			5										80					200	1325.
			50		400						9										40					150	1425.
			25								3															60	350.
	70		150		500			225			12															300	1425.
			60		150						3										15					140	575.
	870		2045	160	4400	1250		1515			169										640					4700	24617

* This will include only such cheese as is made upon the farm. Milk sent to cheese factories will be regarded as milk sold off the farm.

SCHEDULE 3.—Productions of Agriculture in Calvary Township, in the County of Franklin, in the Post Office: Cortawissa

1	ACRES OF LAND.			PRESENT CASH VALUE.		7	LIVE STOCK, JUNE 1, 1870.								PRODUCE DURING THE YEAR.								24		
	2	UNIMPROVED.		5	6		8	9	10	11	12	13	14	15	WHEAT.				21	22	23				
		3	4												16	17	18	19				20			
																								No.	No.
1	Brown Jas.	30	50		1200	125		2		4		7		18	360		80		150						500
2	Frank H.	20	100		1800	150	300	1	2	2	2	3	14	20	425		80		100	40					
3	Logans Houston	50	30		2000	175			2	3		5	4	24	375		75		350	100					
4	Dirvine Daniel	45	115		1600	125		1		2		1	12	3	150		140		250	50					
5	McLaughlin Michl	25	95		2200	200			3	3		4	6	42	525		50		145	40					
6	Patrik	60	40		1200	100		1	1	2	2		12	16	525		200		345	150					
7	Boyd Siml	40	100	20	1800	150		4		2		5		9	350		100		250	100					
8	Woodus Jas.	30	40	10	2100	200		2		4		3		36	440		150		75	90					
9	Carle Geo. E.	50	30		1500	125		2		2		3	12	14	275	40	180		175	145					
10	Reenshaw Geo.	45	35	20	2000	250	50	1	2	3		4		13	350		60		225	200				1400	
11	Ernight Wm	25	15		1000	80		1	1	2			15	4	210		80		120					400	
12	McDaniels Hy	35	45	40	3000	250		4	2	3		2	10	19	530		745		200	100					
13	Trannon D. A.	40	40	20	1600	150		3		1		4	13	26	375		100		160						
14	Hill Fidel	20	20		500	50		2	1	2	2	2		40	480		25		140	45					
15	Vergard Saml	30	43		1000	100		2		3		3		6	235		40		180	120					
16	Warman Meredy	15	20		300	25		2	1	1		2		18	295				75					200	
17	Foutte Lewis	10	30		500	50		1		2	2			5	175	45			50					145	
18	Whitcomb Wm.	8	32		500	80				1	2	1		7	120				110	30					
19	Stahlfield Jos.	40			600	75	50	2		2	2	2		20	320		45		170	130					
20	Stotze Wm	20	40		1500	150		2		3	2	3		12	315	45	25		200						
21	Seizer Anton	25	55	20	1800	100		4		3	4	13		20	600		25		120	45					
22	Brody Sam.	45	55		3000	250		2		3	2	11		6	365		70		240	100					
23	Michelson Geo.	38			900	150		2		1				4	150		80		160					1700	
24	Stewart Thos.	10	30		800	100				1	2	3			100				100	20				400	
25	Wilans Jos.	12	18		900	175		1				1		2	70		45		60						
26	Moeyn Thos.	25			750	200		3		2		2		8	260				175	40					
27	Hill R. W.	120	157	3	5500	350	300	3	3	3		5	10	10	525	75	400		300	500				3000	
28	Orlin Wm	125			750	200		1		2	2	2		20	270		85		145	75					
29	Harding Wm	35	135		3400	100		3		3		1		15	310		90		175	45				500	
30	Moeyn Ernst	25	15		1100	150				3				8	125		100		120						
31	Harding Marcus	18	48		1200	175		4		5		3	2	10	400				155	60					
32	Dehn Michl	50	74		2700	225	250	3		3	2				275	80			250	300				700	
33	Malen Geo.	60	340		5000	300	100	12	2	1	4	5	4	40	1100		180		450	135					
34	Whitworth Saml	40	80		2400	150	150	4	2	2		6		13	500		70		250	50				2000	
35	Ernight Wm	70	90		3000	200	250	2		5	2	20	20	20	615		280		300	400					
36	Whitworth Andrew	50	150	40	4000	250		3		8		12	30	30	830		165		235	45					
37	Trannon D. A.	40	120		4200	300		5							250		100		280	100					
38	McBlure And.	40	36		2000	150		3	1	2		9		11	400		50		400	40					
39	Fearny Geo.	30	50		2200	100		2		3	2	5		12	335		115		390	75				1500	
40	McCauley Danl	55	65		3500	225	200	3	2	5	4	4	10	45	780		145		200	355				1800	
		1451	2438	173	77,110	4,410	1,150	93	25	102	38	156	174	626	15060	285	3575		7875	3720					14,245

State of Missouri, enumerated by me on the 3^d day of Sept., 1870.

L. J. Park, Ass't Marshal.

YEAR ENDING JUNE 1, 1870.

	Cotton. Bales (50 lbs.)	Wool. Lbs.	Peas and Beans. Bush.	POTATOES.		Orchard products. Dolls.	Wine. Gallons.	Produce of Market Gardens. Dolls.	DAIRY PRODUCTS.			Hay. Tons.	SEED.		Hops. Lbs.	Hemp. Tons.	Flax. Lbs.	Flax seed. Bush.	Silk cocoons. Lbs.	SUGAR.			BEES.		Forest products. Dolls.	Value of Home Manufactures. Dolls.	Value of animals sold for slaughter. Dolls.	TOTAL VALUE. Dolls.	
				Irish. Bush.	Sweet. Bush.				Butter. Lbs.	Cheese.* Lbs.	Milk sold. Gallons.		Clover. Bush.	Grass. Bush.						Maple. Lbs.	Cane. Hhds. (1,000 lbs.)	Molasses. Gallons.	Wax. Lbs.	Honey. Lbs.					
	25	26	27	28	29	30	31	32	33	34	35	36	37	38	39	40	41	42	43	44	45	46	47	48	49	50	51	52	
1				70		100			160			4															75	500.	1
2		75		35	18				50			2										45					120	350.	2
3		20		30		200			90			1															90	575.	3
4		60		15	20	150						4										70					45	600.	4
5		25		30					90			3										14					60	250.	5
6		50		125		200			50			7										84					165	975.	6
7				43		150			50			1										18					40	460.	7
8				70					160			3															75	350.	8
9		50		14		250			50			1															45	675.	9
10				60	14	200			90			5										45					80	836.	10
11		75		15					50			2										17					65	350.	11
12		50		40					100			3															95	450.	12
13		60		34		200						1										75					115	625.	13
14				45								1															85	225.	14
15				65	24		150		90			4															105	600.	15
16				20		200																14					45	400.	16
17				10	15		300																				60	450.	17
18				40			200															30					50	325.	18
19				33		150	400					4															100	880.	19
20				80			300		90			2															95	550.	20
21				35			200		100			1										40					120	450.	21
22				40		250			90			4															135	650.	22
23				18								1															50	475.	23
24				35																							85	200.	24
25				30								2										30					100	325.	25
26				120			150					5															145	500.	26
27		50		25		400			90			3										45					90	1850.	27
28				30	15		200		50			2										100					115	600.	28
29				115	40	150			100			4															115	425.	29
30				20					90			1															60	225.	30
31		10		45					210			2															75	200.	31
32				18		300	400		90			5										70					125	1350.	32
33		20		130		350						7															150	900.	33
34				20		200						4										100					250	1050.	34
35		100		60		400			200			9															90	1250.	35
36		150		30		250			340			2															70	770.	36
37				25	35	200						4															175	600.	37
38				65	25	150						2										75					140	625.	38
39				14					90			3															100	700.	39
40		50		78	15	100			200			10										140					130	1210.	40
	945			187	221	4550	2300		2770			119									1012					3900	24781		

* This will include only such cheese as is made upon the farm. Milk sent to cheese factories will be regarded as milk sold off the farm.

SCHEDULE 3.—Productions of Agriculture in Galaxy Township, in the County of Franklin, in the
 Post Office: Catawissa

Name of Agent, Owner, or Manager.	ACRES OF LAND.			PRESENT CASH VALUE.		Total amount of wages paid during the year, including value of board.	LIVE STOCK, JUNE 1, 1870.								PRODUCE DURING THE								
	Improved.	UNIMPROVED.		Of farm.	Of farming implements and machinery.		Horses.	Mules and Asses.	Milch Cows.	Working Oxen.	Other Cattle.	Sheep.	Swine.	Value of ALL live stock.	WHEAT.		Rye.	Indian Corn.	Oats.	Barley.	Buckwheat.	Rice.	Tobacco.
		Wood-land.	Other unimproved.												Of farm.	Of farming implements and machinery.							
	No.	No.	No.	Dolls.	Dolls.		Dolls.	No.	No.	No.	No.	No.	No.	Dolls.	Bush.	Bush.	Bush.	Bush.	Bush.	Bush.	Bush.	Lbs.	Lbs.
1	2	3	4	5	6	7	8	9	10	11	12	13	14	15	16	17	18	19	20	21	22	23	24
1	Rehodes Jas. B.	20			600	50		3	1	1		5		300		30		100	50				400
2	Seach Geo.	50	110		4500	200		3		8	2	4		50	725		50		200	45			
3	Sheets Geo.	30	83		2800	150		2		1	2			5	250	40	25		180	200			
4	Thollisworth Jas.	10	30		900	100		1	1	1	2			3	250		40		80				
5	McBereity Jas.	60	60		3600	250	100	5		4		12		25	625		160		300	150			600
6	Geo.	50	30		2400	125		4		4	2	15		20	700		50		280	200			1500
7	Jas. J.	40	20		1500	100		1		2	2	5		20	400	45			200	100			
8	Lynch Matt.	75	65	35	4200	300	150	4		4		10		40	630		100		300	450			
9	Gleason Thos.	15	25		1000	75		1		3		2		8	180				160				500
10	Sullivan Isaac	30	50		1500	100		5		3		3	17	30	575		125		150				
11	Pepper Saml.	60	120		4500	300		4	2	2		3	12	12	510		45		250	85			
12	McCormick Geo.	20			600	50		2		2		2	7	17	280		45		300				
13	Somers Geo.	100	110		6000	300	250	3		4	2	4	20	30	620		100		500	300			1800
14	Barrett Patti.	75	125		5500	250		1	4	3	2	5	25	30	775		240		350	150			
15	Walson Peter	30	90		2000	150		2	2	3		7	20	25	590		80		165	45			
16	Chackelvan Jas.	25	95		1800	100		1	2	5		5		25	460		45		80	100			
17	Timney Geo.	180	80		1500	125		3	1	4	2	10		8	580	100	40		200	100			600
18	Patterson Robt.	100	180		2800	200	50	1	2	2	2			36	490		300		350	45			
19	Beck Geo.	40	30	50	1400	150		2		1		3		16	250		60		180	100			
20	Forlein Thornton	50	30		1200	100		4		2				12	10	338		50		200	150		
21	Duncan Geo.	25	15		1000	80		1	1	2		1		12	225		60		150	85			
22	Hauptman A. V.	45	55		1800	150			1	1	2			20	6	290			200	100			1600
23	David	30	60	10	1500	125		3		2				18	280		35		75	200			1500
24	Thurst Geo.	40	120		1000	80		1	1	1		4		30	360		75		140	150			
25	Schultz W. G.	30	130		1500	150		1	2	1		1		13	270		200		200				
26	Earley Barney	40	40		1200	125		3		1		4	18	12	360		140		75	80			200
27	Bonnely Geo.	20	20		1000	150		1		3	2	1	11	20	370		100		160				500
28	Bucher Ben. J.	20	60		1900	200				4	2	3		15	400		100		50				
29	Keen Cassen	25	55		1000	100		1		1				10	120	40	50		100	60			
30	Galorn Patti.	15	25		500	50		2				1	3		125				100				300
31	Geo.	35	45		1500	100	300	1	1	3		5		12	300	25			280	40			150
32	Worley Geo.	60	30	30	1500	200		2						6	130		150		300	25			
33	Seach Archd.	40	80		1000	75		1		1	2			6	14	265		100		80	75		800
34	Emmons Chas.	45	115		1200	100		4		3		4		19	410		50		180	40			
35	Johns Timothy	25	15		800	50		2		1		3			175		35		150	40			
36	Lewis Mr. A.	10	70		1000	100		1	1	2				4	170		45		75				
37	Timney Mr.	10	45	25	800	75		2		2		4		16	280				160				
38	Hamilton Mr.	40	110		1400	150		3		4		2	6	18	375		95		200	250			2000
39	Christy Harrison	60	40		1500	250	200			2	1	2	1	8	300		175		400	150			1800
40	Allison Thos.	35	65	20	1200	100		2		1		3		4	185		140		200	50			600
		110	2528	170	74,000	5585	1050	83	28	91	26	107	177	147	4918	250	2905	7800	3615				14850

State of Missouri, enumerated by me on the 11th day of Sept., 1870.

L. Frank Parker, Ass't Marshal.

YEAR ENDING JUNE 1, 1870.																																																			TOTAL VALUE.
Cotton.	Wool.	Peas and Beans.	POTATOES.		Orchard products.	Wine.	Produce of Market Gardens.	DAIRY PRODUCTS.			Hay.	SEED.		Hops.	Hemp.	Flax.	Flax seed.	Silk cocoons.	SUGAR.		Molasses.	BEES.		Forest products.	Value of Home Manufactures.	Value of animals slaughtered.	Estimated value of all farm production, including bet-terments and addi-tions to stock.																								
			Bales (50 lbs.)	Lbs.				Bush.	Bush.	Bush.		Dolls.	Gallons.						Dolls.	Lbs.		Lbs.	Gallons.					Tons.	Bush.	Bush.	Lbs.	Tons.	Lbs.	Bush.	Lbs.	Hds. (1,000 lbs.)	Gallons.	Lbs.	Lbs.	Dolls.	Dolls.	Dolls.									
25	26	27	28	29	30	31	32	33	34	35	36	37	38	39	40	41	42	43	44	45	46	47	48	49	50	51	52																								
			45	15							4										45					45	300.																								
			15		150			360			6															200	655.																								
			25		50						1										15					80	300.																								
			65	14		250					3										15					80	570.																								
			120		200			160			8															170	1010.																								
			100		150			175			2															95	805.																								
			75		100			50			4										60					120	495.																								
			140	10	400			160			5															175	1130.																								
			15		100			90			1										14					40	320.																								
	80		10	15				90			4															55	345.																								
	60		25		300			50			2															60	615.																								
	30		18					60			3										40					45	315.																								
	100		65		500			175			10															250	1690.																								
	125		45		200			90			4										25					100	915.																								
	100		15					90			2										140					90	420.																								
			25					210			1															85	265.																								
			110	15	250			175			6															120	875.																								
			90		400						2															75	1000.																								
			80		150						1										45					80	475.																								
	50		100		25						4										50					150	570.																								
			100								2															120	325.																								
	100		70	45	50						1															35	570.																								
			15								2															45	450.																								
			25		100						1										35					100	425.																								
			40		200						2															75	400.																								
	75		10		40																15					45	360.																								
	50		30					90			3										24					35	335.																								
			25		100						1															60	0900.																								
			15	10							4															70	300.																								
	10		25		50						2										16					45	400.																								
			35					90			1										40					85	290.																								
			65		100						5															125	700.																								
	25		120								4															100	375.																								
			60		200			90			1										55					65	595.																								
			70								3										15					125	300.																								
			25	10	100						1										70					60	300.																								
			15		150																20					70	300.																								
	25		28	40	150			170			5															100	880.																								
			120		300						7										100					150	1300.																								
			40		50						6										80					160	675.																								
830			2116	174	4065	450		2375			124									919					3755	22490																									

* This will include only such cheese as is made upon the farm. Milk sent to cheese factories will be regarded as milk sold off the farm.

State of Missouri, enumerated by me on the 5th 10th 8th day of Sept., 1870.
L. Frank Parker, Ass't Marshal.

YEAR ENDING JUNE 1, 1870.

1	2	3	POTATOES.		Orchard products.	Wine.	Produce of Market Gardens.	DAIRY PRODUCTS.			Hoy.	SEED.		Hops.	Hemp.	Flax.	Flaxseed.	Silk cocoons.	SUGAR.		Molasses.	BEES.		Forest products.	Value of Home Manufactures.	Value of animals slaughtered or sold for slaughter.	TOTAL VALUE.	2
			Irish.	Sweet.				Butter.	Cheese.*	Milk sold.		Clover.	Grass.						Maple.	Cane.		Wax.	Honey.					
25	26	27	28	29	30	31	32	33	34	35	36	37	38	39	40	41	42	43	44	45	46	47	48	49	50	51	52	1
			55		150	300		90			3										48				120	850.	1	
	30		60	40	50						2														65	450.	2	
			15								4														100	300.	3	
			45					160			1										50				90	300.	4	
			25		200																				110	1200.	5	
			20																		60				50	210.	6	
			40		500						10														180	1450.	7	
	30		30	60	150						2										180				200	750.	8	
			75	15	200			90			4										40				75	550.	9	
			15								2														45	250.	10	
	10		35								2														70	210.	11	
	25		60		150			90			5										45				160	550.	12	
			90		400			160			1														125	880.	13	
			30	14	200			50			3														75	900.	14	
			65								1										35				90	350.	15	
			30		200						3										18				120	550.	16	
	50		40								4														70	325.	17	
	30		13					90			4										25				50	275.	18	
			40		100			90																	100	300.	19	
	60		35	8	150						3														45	500.	20	
	20		20		50						1														60	350.	21	
			45	20							1														30	475.	22	
			60		300	250		180			3														80	960.	23	
	100		15					50			2														40	200.	24	
			15		75						1										65				85	350.	25	
	10		25		100																30				45	275.	26	
	80		100	10	100						5														145	600.	27	
	75		90		250	350		90			6														170	1250.	28	
	75		15	20	200			160			2										35				85	780.	29	
	25		25								3														100	325.	30	
			15																		40				50	250.	31	
			30		100			90			3														70	400.	32	
			20					100			4										15				45	345.	33	
			120		200			90			5										160				165	850.	34	
	40		80		150			80			3														120	575.	35	
			25	60	100						4														145	400.	36	
	80		45	15	100						1										85				100	725.	37	
			30					90			3														90	550.	38	
			15	20	300			60			4										45				65	725.	39	
	75		20					80													30				100	425.	40	
	815		1128	282	4475	900		1890			105									1006				3730	22060			

* This will include only such cheese as is made upon the farm. Milk sent to cheese factories will be regarded as milk sold off the farm.

State of Missouri, enumerated by me on the 8th day of Sept., 1870.
L. Frank Parker, Ass't Marshal.

YEAR ENDING JUNE 1, 1870.

1	2	3	POTATOES.		30	31	32	DAIRY PRODUCTS.			36	SEED.			41	42	43	SUGAR.		46	BEES.		49	50	51	52	
			Irish.	Sweet.				Butter.	Cheese.*	Milk sold.		Hay.	Clover.	Grass.				Hops.	Hemp.		Flax.	Flax-seed.					Silk cocoons.
450 lbs.)	Lbs.	Bush.	Bush.	Bush.	Dolls.	Gallons.	Dolls.	Lbs.	Lbs.	Gallons.	Tons.	Bush.	Bush.	Lbs.	Tons.	Lbs.	Bush.	Lbs.	Hhds. (1,000 lbs.)	Gallons.	Lbs.	Lbs.	Dolls.	Dolls.	Dolls.	Dolls.	
			75		200						4									45					100	475.	
			50		50						3														90	400.	
			25		100						1									40					75	300.	
			40	15				175			3									80					45	275.	
	70		15		250						5									50					100	1000.	
	80		25								4															80	375.
			20	30																36						65	325.
			45																	100						75	475.
	80		15		200			170			5														115	850.	
			40								1														100	350.	
	75		60	5				50			3														85	580.	
			45					90			1									65					35	315.	
			100		150						4									100					125	725.	
	30		20		250						2														65	450.	
	80		35								3									15					70	275.	
			120		200						7									85					200	1050.	
	200		15	10							1														50	680.	
	25		50		150						3														85	575.	
			20					90			1									40					60	290.	
			30	15				90			4									100					120	455.	
			150		250			275			7														300	1210.	
	75		50								3														40	300.	
	50		35					90			2									80					90	365.	
			100		60			50			9									140					200	790.	
	25		75	30	400						4									50					195	1150.	
			100		200			160			5									17					145	650.	
			15		50			210			3														70	340.	
			45					90			4														100	515.	
			25					50			4														130	410.	
	70		30																	15					80	325.	
			65		100			90			2									80					125	440.	
	40		15					50			1									14					45	260.	
			30								1														50	310.	
	40		100		50			90			4									45					100	690.	
			75	40	200						9									100					250	1150.	

I hereby certify that the foregoing returns have been well and truly made, and that the enumeration of population is full and correct, and all the facts required by law, have been fully collected, according to the tenor of my oath of office.

L. Frank Parker
 Ass't Marshal

940 1750 145 2610 250 1820 1297 3610 19,125

* This will include only such cheese as is made upon the farm. Milk sent to cheese factories will be regarded as milk sold off the farm.

SCHEDULE 3.—Productions of Agriculture in Central Township, in the County of Franklin, in the Post Office: Saint Clair

Name of Agent, Owner, or Manager.	ACRES OF LAND.			PRESENT CASH VALUE.		Total amount of wages paid during the year, including value of product.	LIVE STOCK, JUNE 1, 1870.								PRODUCE DURING THE YEAR.									
	Improved.	UNIMPROVED.		Of farm.	Of farming implements and machinery.		Horses.	Males and Asses.	Milk Cows.	Working Oxen.	Other Cattle.	Sheep.	Swine.	Value of ALL live stock.	WHEAT.		Eye.	Indian Corn.	Oats.	Barley.	Buckwheat.	Rice.	Tobacco.	
		No.	Woodland.												Other unimproved.	Dolls.								Dolls.
1	2	3	4	5	6	7	8	9	10	11	12	13	14	15	16	17	18	19	20	21	22	23	24	
1	Hannon Michl	20	60		1600	50		2	1	1	1		4	215		100		300	150					
2	Lewis Thos. W.	60	30		2500	250	50	6		12	15		20	850		250		400	300					
3	Storcin Jno.	12	28		1000	25			3	2	2		12	200		100		50	50					
4	Dayton Willis	5			100	10				2	4		6	120				50						
5	Houlin Ed.	5			100	10				2	2		5	100				60						
6	Royal Elinu H.	40	80		2000	60		3		2	2	11	7	280		200		150	300					
7	Nichols Jesse	40	50	100	3000	30		2		2	2	11	8	230		250		200	200					
8	Erwin Thos. W.	40	20	20	2500	25		2		1	1		4	155		175		400	300					
9	Short A. B.	75	50	95	1200	50	100	3	2	5	3	27	30	609		300		200	300				400	
10	Murphy Jno. H.	30	50		4000	80	100		4	6	20		12	630		150		350	200				600	
11	Morrow Jno.	40	80	130	2000	40	75	1		2	6	20	12	260		200		150	150					
12	Holbrand H. A.	18	40	122	5000	100		5		3	2		20	400				400	200				300	
13	Larkis J. J.	5			1000	50		2		2	3		35	350		50							25	
14	Nichols H. W.	15	25	80	2500	100		4		2	3	24	25	450		100		150	200					
15	Wetherford B.	100	100	100	7000	200	250	4		3	2	5	60	650		700		500	600				500	
16	Elliot Fey.	40	20		1200	50		3		2	3		30	380		300		400	100					
17	Mannville Jno.	85	20	65	6500	500		3		7	12		18	535		300		600	300				100	
18	Wiseman Wm	10			500	20				1	2	2		70		50		150						
19	Allen Monroe	10	24		600	30		3	2	2	2		12	400		80								
20	Jord	40	26	100	3500	35		5		3	2		20	420		300		200	150					
21	Porter	10	20	50	800	20		1		1	1		9	130				100						
22	McCarty Michl	10	30		800	25				1	1		3	50				125						
23	Madden Pond.	20			500	20				1			4	50		100		100						
24	Boyd Caleb	25			600	10		2	2	1	2		8	300		100		100	75					
25	Hodges Thos.	30	40	90	3000	15		2	1	3	2	5	18	570		125		100	100					
26	Morris Chas.	40			1200	25				2	1		5	85		200		200	150				125	
27	Wallace Jas.	45	50	105	6000	150	100	1	1					110		175		300	120				400	
28	Webb Maria	30	25	105	5000	150		3		6	4	7	15	530		200		400					200	
29	Booth H. W.	175	125		10000	200	350	6	5	7	15	23	50	1225		500		600	400				500	
30	Kennedy Saml	60	20	40	3600	150		3		3	8		23	420		250		150	300					
31	Shure Jas.	30	20	30	1200	50		2		4	6		12	320		100		300	150					
32	Carson D. D.	150	10	60	2000	100	80	3		5	8		22	475		200		200	300					
33	Keagers Wash.	25	30	25	2400	200		6		3			2	375		150		200	100					
34	Strank	25	25	30	2500	150		4		1				225		100		150	50					
35	Julius C. W.	100	160	140	5000	300	150	7		3	2	10	20	575		300		700	200				400	
36	Moore Wm H.	70	40	90	5000	400	100	2	2	3	8		11	430		600		400	150				200	
37	Attner Benj.	30	50		2100	50		6		3	2	4	16	25	625		200		100	100				
38	Davidson Thos.	75	100	175	10000	200		2		4	3	14	15	330		300		200	150					
39	Low M. E.	100	60		5000	250	200	3		3	9	27	25	500		450		600	200				450	
40	Buckner Robt	60	40	60	4000	500		2	2	5	2	4	30	20	600		300		250	100				
		1700	4498	1812	118500	4180	1555	103	22	122	16	176	291	599	15249	7950		9985	6240					4200

State of Missouri, enumerated by me on the 23^d 10 27^h day of July, 1870.
Frank Parker, Ass't Marshal.

YEAR ENDING JUNE 1, 1870.

Cotton.	Wool.	Pens and Beans.	POTATOES.		Orchard products.	Wine.	Produce of Market Gardens.	DAIRY PRODUCTS.			Hay.	SEED.		Hops.	Hemp.	Flax.	Flax-seed.	Silk cocoons.	SUGAR.			BEES.		Forest products.	Value of Home Manufactures.	Value of animals slaughtered or sold for slaughter.	TOTAL VALUE.		
			Bales (50 lbs.)	Lbs.				Dush.	Bush.	Bush.		Dolls.	Gallons.						Dolls.	Lbs.	Lbs.	Gallons.	Tons.					Bush.	Bush.
25	26	27	28	29	30	31	32	33	34	35	36	37	38	39	40	41	42	43	44	45	46	47	48	49	50	51	52		
			10								5															50	550.	1	
			50	10	40			460			15										50					60	900.	2	
			12					80			3															30	220.	3	
			5																							20	40.	4	
																										45	70.	5	
	50		30		25						20											30				80	850.	6	
	50		50								15															75	750.	7	
			45		30						18															60	800.	8	
	125		30	14	150			150			20															100	1200.	9	
			40					280			30															120	1100.	10	
	100		35								40											25				70	1050.	11	
			50					120			35											41				110	950.	12	
			10																							40	125.	13	
	120		20								10															30	500.	14	
	300		50	15	350						25											100				100	2300.	15	
			40								10															50	710.	16	
			20		100			280			20											30				75	1200.	17	
			10																							25	150.	18	
			20					40																		30	120.	19	
			25					90			15											25				50	750.	20	
			40																							35	85.	21	
			30																							25	100.	22	
			15																							50	200.	23	
			20																							40	225.	24	
	80		15																							30	275.	25	
			20								20															45	700.	26	
			25		125						30															50	1000.	27	
			40					280			25															75	750.	28	
	100		50	25	300			310			60											50				120	2400.	29	
			25					90			30											25				60	950.	30	
			20					110			5															50	400.	31	
			30	8	150			210			40															70	1275.	32	
			50								25															45	700.	33	
			20								10															80	415.	34	
	50		30	15	250						20															100	1450.	35	
			50		125						25															60	80	1500.	36
	75		25								20															40	675.	37	
	65		30	10	200			120			15															80	1000.	38	
	125		50		450			150			25															60	1800.	39	
	150		40		200			200			15															75	1000.	40	
	1300		1177	97	2495			2879			646															326	2400	31230	

* This will include only such cheese as is made upon the farm. Milk sent to cheese factories will be regarded as milk sold off the farm.

State of Missouri, enumerated by me on the 27th day of July, 1870.

L. Frank Parker, Ass't Marshal.

YEAR ENDING JUNE 1, 1870.

1	2	3	4	5	6	7	8	9	10	11	12	13	14	15	16	17	18	19	20	21	22	23	24	25	26	27	28	29	30	31	32	33	34	35	36	37	38	39	40	TOTAL VALUE.	
																																								Dolls.	Dolls.
25	26	27	28	29	30	31	32	33	34	35	36	37	38	39	40	41	42	43	44	45	46	47	48	49	50	51	52														
Cotton. Bales (50 lbs.)	Wool. Lbs.	Peas and Beans. Bush.	POTATOES. Irish. Bush. Sweet. Bush.		Orchard products. Dolls.	Wine. Gallons.	Produce of Market Gardens. Dolls.	DAIRY PRODUCTS. Butter. Lbs. Cheese. Lbs. Milk sold. Gallons.			Hay. Tons.	SEED. Clover. Bush. Grass. Bush.		Hops. Lbs.	Hemp. Tons.	Flax. Lbs.	Flax-seed. Bush.	Silk cocoons. Lbs.	SUGAR. Maple. Lbs. Cane. Hds. (1,000 lbs.)		Molasses. Gallons.	BEES. Wax. Lbs. Honey. Lbs.		Forest products. Dolls.	Value of Home Manufactures. Dolls.	Value of animals slaughtered or sold for slaughter. Dolls.	Estimated value of all farm produc- tion, including her- ds and additions to stock. Dolls.														
	75		25	15	100			90			20										30					25	950.	1													
			30	8				80			25															70	1100.	2													
			50	5	200					50											40					80	1850.	3													
	20		20					100			5															50	400.	4													
	25		35	10							10										25					60	700.	5													
			25								20															50	746.	6													
	30		40		450			210			30										50				100	1650.	7														
			30		300			120			40															60	1000.	8													
			30								10										20					40	475.	9													
			20								5															50	325.	10													
	500		100	15	600			100			40										100				120	3150.	11														
			50								20															60	850.	12													
			30																							50	275.	13													
	150		50	8	600			80			30										80				100	2100.	14														
	120		50	10	500			90			40										50				120	2700.	15														
	120		40					400			20										30				80	875.	16														
	100		35					80			10														50	650.	17														
	100		20		150			120			15														60	820.	18														
	50		25		100			90			20										30				55	900.	19														
			20			250					10														40	500.	20														
	250		30		350			150			15										40				50	1575.	21														
			25								30										30				20	800.	22														
			35								20															30	775.	23													
	25		30	15	200			240			15										60				60	1100.	24														
			20					120			5														40	275.	25														
	30		30		150						10										40				80	1150.	26														
	125		25		200			120			20														50	1150.	27														
			15		150						10										20				30	625.	28														
	120		30					320			5														60	600.	29														
			10																						35	200.	30														
			20								10														50	280.	31														
	10		30		125						12										40				60	750.	32														
	75		10		100			80																	40	725.	33														
	40		15																						35	100.	34														
			20								15										45				60	360.	35														
			15		120																				70	500.	36														
			10					60																	50	325.	37														
			10																						40	243.	38														
	100		25		200	200		210			10										50				80	1200.	39														
	30		15																						50	150.	40														
	2095		1145	86	4245	800		2860			507									780					2310	34899															

* This will include only such cheese as is made upon the farm. Milk sent to cheese factories will be regarded as milk sold off the farm.

SCHEDULE 3.—Productions of Agriculture in Central Township, in the County of Franklin, in the Post Office: Saint Clair

Name of Agent, Owner, or Manager.	ACRES OF LAND.			PRESENT CASH VALUE.		Total amount of wages paid to hired hands, including value of board.	LIVE STOCK, JUNE 1, 1870.								PRODUCE DURING THE YEAR.									
	Improved.	UNIMPROVED.		Of farm.	Of farming implements and machinery.		Horses.	Mules and Asses.	Milch Cows.	Working Oxen.	Other Cattle.	Sheep.	Swine.	Value of All Live Stock.	WHEAT.		Rye.	Indian Corn.	Oats.	Barley.	Buckwheat.	Rice.	Tobacco.	
		No.	Wood-land.												Other unimproved.	Dolls.								Dolls.
1	2	3	4	5	6	7	8	9	10	11	12	13	14	15	16	17	18	19	20	21	22	23	24	
Franklin Wm	25	30	25	1200	150		2		1		1	4	11	200		150		200	100					
Inge Jas.	100	180		1000	200	150	9		6		13		46	1000		800		300	250					600
Trick Jas.	50	70		1500	50	80	3		2		2	6	17	325		300		100	200					200
Woolton Jesse	40	50	70	1000	150	100	1		2	2	3	5	12	250		250		300	100					
Gurnet Jno.	60	60		1800	100	120	4		1		1	16	22	375		300		600	200					400
Goodrich Geo.	55	125		2000	180		4		3		4	7	18	420		300		500	300					300
Short Woodson	80	30	10	1700	150	100	2					5	13	24	300		550		700	300				600
Sandrum S. G.	60	85	18	2900	200	75	3	3	2		6	9	14	500		200		800	200					1000
Short Benj.	60	20		1800	175	125	2		4		4		17	325		400		500	150					750
Burt Saml.	45	20	5	800	100		2		1		2	8	9	200		100		100	50					
Cloud Tobias	135	15		1200	150				2	3		5	12	13	325		200		150	200				
Way Virg.	65	55		1500	200	150	1	2	2		4	16	21	400		400		300	150					400
Bellips Wm	8	120	20	4000	180	100	5		5		9	24	38	700		300		250	100					
Georg Paul	75	85		3500	400	250	6		4		4	20	25	500		450		500	200					450
Wood Bradford	40	35	5	2000	160		2		1		1	4	6	200		200		300	200					
Curran Osborn	25	55		900	50		3		2		3		14	300		100		200						
Teaughbush Ger?	65	45	10	2000	150	150	4		3		4	17	20	450		300		200	100					300
Gorg Peter	50	70		1800	250	100	2	2	5		7	19	26	580		350		300	200					
Wastman Wm	60	25	15	2500	100	250	2	1	2		4	6	14	330		350		500	200					500
Schidaum Th.	40	40		1000	200	150			2	3		5	11	12	300		400		100					
Simms Dav.	40	80		2100	180		2		2		3	9	13	260		200		300	150					
Dier Jno. G.	75	85		3500	200	200	1	2	4		4		24	430		600		400	300					600
Krieger Wm	45	30	5	2800	150		2	2	3		5	17	15	450		300		400	100					
Korideinge Seb?	80	30	10	2100	200		3		2		4	6	24	375		400		500	200					150
Kusmeister Fey.	35	45		1500	100		2		4		1	16	13	300		300		200	100					
Schroeder Chas.	80	75	25	5000	300		4	1	3		7	9	15	500		250		300	100					
Duncan Jno.	40	80		1000	200		2		1		3		6	200		200		200	100					
Shortenack Chas.	75	35	50	2000	150		2		1		5		17	250		300		400	200					200
Wrighton Harrison	70	50		2500	500	300	1	2	4		3	14	30	475		300		500	150					350
Bennet Robert	60	45	15	2800	300	100	1	3	3		5	7	18	450		250		400	200					200
Cheatham Ed.	120	80		4000	150		5		4		2	17	23	525		500		700	300					150
Brook Jno. Th.	65	15		2000	100		3		4		6	12	14	400		300		250	200					200
Jeffries Jas.	45	35		1000	50		3		2		4	16	32	430		250		200	150					100
Howard Adam	60	40	20	1800	200		1		2	2	3	5	15	250		350		300	200					300
Wm	15		5	400	25		2		1				7	140				100						
Bettiger Chas.	85	95		3800	150		4	1	3		5		18	475		300		250	300					100
Swartz Jas.	65	25	10	1500	100		3		2		5	9	12	325		200		400	200					150
Johnson Peyton	90	75	55	3800	300	250	2	3	5		12	32	16	650		500		700	300					200
Cheatham Wm S.	50	30	80	3000	200		5		4		3	15	24	530		250		500	200					100
Hunsley Wm	125	115		8000	150		7		9		8	45	39	950		600		1000	350					500
		2328		2280	403																			
				104200	6970	2700	112	26	115	4	175	426	754	11345		12750		44900	7000					8800

State of Missouri, enumerated by me on the 27th 10 30th day of July, 1870.
L. Frank Parker, Ass't Marshal.

YEAR ENDING JUNE 1, 1870.

Cotton.	Wool.	PEAS AND BEANS.			POTATOES.		Orchard products.	Wine.	Produce of Market Gardens.	DAIRY PRODUCTS.			SEED.			Hops.	Hemp.	Flax.	Flax seed.	Silk cocoons.	SUGAR.			BEES.		Forest products.	Value of Home Manufactures.	Value of animals slaughtered or sold for slaughter.	TOTAL VALUE.	
		Bales (50 lbs.)	Lbs.	Bush.	Bush.	Bush.				Dolls.	Dolls.	Lbs.	Lbs.	Gallons.	Tons.						Bush.	Bush.	Lbs.	Tons.	Lbs.					Bush.
25	26	27	28	29	30	31	32	33	34	35	36	37	38	39	40	41	42	43	44	45	46	47	48	49	50	51	52			
	20		20								5															40	400.	1		
			50	10	300					80	30															80	100.	2000.	2	
	30		30		200					40	20															40	60	1100.	3	
	25		35		120	300				40	20															35	75	1200.	4	
	75		45								40															40	80	1400.	5	
	35		40	5						40	25																	65	750.	6
	60		50		300						40															60	70	2200.	7	
	50		60							50	50															50	60	1600.	8	
			30	6	200					120	45															30	75	1900.	9	
	40		10																									50	225.	10
	60		25							90	30																	60	480.	11
	80		30	5	400					50	50															40	70	2000.	12	
	120		35		200					210	20															60	100	1150.	13	
	100		4		150	200				150	30															75	80	1775.	14	
	20		30	4							20															20	50	800.	15	
			25								5																	20	280.	16
	85		20		250	300				90	10																	60	1250.	17
	100		25		100					200	30															40	55	1400.	18	
	25		35			350				40	25															50	78	1825.	19	
	60		30		25	500				90	20																	60	1400.	20
	50		25							50	15															40	70	750.	21	
			40		100	200				140	25															60	85	1800.	22	
	90		50							90	30															70	100	625.	23	
	25		30		100	250				40	40																	60	1200.	24
	90		25							160	20																	75	575.	25
	50		20		220	100				80	10																	40	950.	26
			15								20															40	50	325.	27	
			20		250						15															30	30	1000.	28	
	75		30		400					120	20															25	40	1400.	29	
	35		40		200					90	40															60	120	1600.	30	
	100		25	6	250					120	20															50	75	1375.	31	
	60		30	12						160	40															20	60	1225.	32	
	100		40								20																	80	800.	33
	25		30	5	50						10																	50	900.	34
			20																									40	85.	35
			25		150	200				90	20																	70	1150.	36
	50		15			450				50	10															40	50	1150.	37	
	160		25		250					150	30															25	60	1397.	38	
	75		40	10						120	25															50	100	900.	39	
	225		70		600					280	50															80	250	3100.	40	
	2195		1244	63	4815	2850				3030	975														1210			2813	47442	

* This will include only such cheese as is made upon the farm. Milk sent to cheese factories will be regarded as milk sold off the farm.

SCHEDULE 3.—Productions of Agriculture in Central Township, in the County of Franklin, in the Post Office: Saint Clair

Name of Agent, Owner, or Manager.	ACRES OF LAND.			PRESENT CASH VALUE.		Total amount of wages paid during the year, including value of board.	LIVE STOCK, JUNE 1, 1870.								PRODUCE DURING THE YEAR.								
	Improved.	UNIMPROVED.		Of farm.	Of farming implements and machinery.		Horses.	Mules and Asses.	Milch Cows.	Working Oxen.	Other Cattle.	Sheep.	Swine.	Value of all live stock.	WHEAT.		Rye.	Indian Corn.	Oats.	Barley.	Buckwheat.	Rice.	Tobacco.
		Wood-land.	Other unimproved.												Dolls.	Dolls.							
1	2	3	4	5	6	7	8	9	10	11	12	13	14	15	16	17	18	19	20	21	22	23	24
Black Roots	25			750	150		1	1		2		5	120		150		200	100					
Bailey Geo.	75	20	25	2800	200		3	3		4	6	19	300		350		500	200					200
Osborn Geo.	120	80	40	5300	250	200	6	4		15	28	34	775		500		300	150					500
Webster Danl	50			1500	100	50	2			1	4	9	160		200		500	200					
Brown Geo. W.	115	200	35	6000	300	150	5	4	7	13	40	31	925		600		400	150					600
Bailey Wm	50	50		1400	120		1	1	2			30	330		300		250	100					
Douney Geo.	65	35		1800	200	75	3		2	5	16	23	400		450		300	200					150
Woods Foy.	40	60	20	1200	50			2	4	1	9	16	340		250		200	300					
Goode Lang.	100	85	15	3000	150	250	4		2	5	17	16	315		600		300	250					400
Smith Geo.	45	35		1000	100		2		1	2	5	13	220		250		300	100					
Lawrence Foy.	95	170	15	3800	300	150	4		6	9	13	41	470		300		500	200					
Johnson Jas.	75	25	60	1600	150		2		1	1	5	6	175		200		400	200					300
Dickinson Sarah	135	45	80	7500	500	200	4	3	5		7	15	34	775		600		400	300				600
Morse Geo.	80	45	35	3000	150	100	4		5	2	4	6	15	500		400		600	250				500
Gideon And.	60	50	10	1500	100		1	1	1		3		12	200		300		350	150				300
Hotel Ernestus	85	75	40	2000	75	75	3		2		1	7	18	310		500		300	200				150
Kain Geo.	90	50	20	2500	150	150	4		3		2	14	13	380		400		250	300				250
Mitchell David	60	20	60	1900	200			2	2		5	3	17	360		350		300	100				200
Woodcock Mrs.	90	70	20	3000	400		2	2	3		4	16	33	530		250		800	400				500
Collins Lewis	50	60	10	1800	100		4		2		6		15	380		300		200	100				
Huff Maria	75	35	10	2000	200		1	3	4		1	2	14	400		400		300	200				200
Williamson Jesse	45	40	65	1800	150			2	4		3	17	6	350		300		250	150				250
Phillips Annie	85	70	5	2500	50		6		2		9	13	11	380		450		300	200				
Richardson Geo.	60	25	15	1500	100		1		1	2	2	4	6	250		300		500	150				200
McAllister Chas.	45	35		1000	200			3	1		2	16	20	400		150		500	200				
Boach Wm	70	30	20	2000	300		3		4		11	3	4	425		350		200	600				500
Blunk Alex.	65	15	45	1450	200		2		2		4	6	9	270		200		450	300				250
Boon Geo.	60	35	25	1800	50		2	2	4		3		14	410		300		350	100				
Snook Elias	45	35		1500	140		3		1		2		16	280		250		300	150				
Quimp Lewis	25	15	40	1000	100	200	2		1		3		18	250		200		200	300				
Stearns Thos.	40	40	80	1600	130		1	1	3		5	17	22	425		350		200	150				
Luigo Jas.	90	20	50	2200	200		4		3		7	22	15	525		500		250	200				
Reince Winsay	75	15	30	2500	50		3	1	4		3	6	31	510		200		150	200				
Breckinridge Asa	250	150	80	10000	800	150	8	1	4		40	100	50	1800		400		600	400				150
Weatherford Chas.	40	20	20	1200	100		3		2	2	5		10	410		150		250	100				
Burmel	25	40	15	1000	50		4		4		6	5	15	475		200		100					
Reichards Geo.	20	30	30	800	75		1	3	1		2		8	320		100		150					
John Foy.	20	20	40	700	50		2	2	2		3	18	12	440		150		150					
Hotel Frank	50	30	40	1500	140		1	2	3		8	10	10	440		200		300	150				
Wm	20	30	30	900	125		2		2	2	5	8	13	410		100		100					
	2710	1900	1125	92500	1950	1750	104	35	108	8	216	451	704	17100	12500		12950	7500					1200

State of Missouri, enumerated by me on the 1st day of Aug, 1870.

Frank Parker, Ass't Marshal.

YEAR ENDING JUNE 1, 1870.

Cotton. (Bales 450 lbs.)	Wool. Lbs.	Peas and Beans. Bush.	POTATOES.		Orchard products. Dolls.	Wine. Gallons.	Produce of Market Gardens. Dolls.	DAIRY PRODUCTS.			Hay. Tons.	SEED.		Hops. Lbs.	Hemp. Tons.	Flax. Lbs.	Flax-seed. Bush.	Silk cocoons. Lbs.	SUGAR.		Molasses. Gallons.	BEES.		Forest products. Dolls.	Value of Home Manufactures. Dolls.	Value of animals slaughtered or sold for slaughter. Dolls.	Estimated value of all farm produc- tion, including bet- terments and addi- tions to stock. Dolls.			
			Irish. Bush.	Sweet. Bush.				Butter. Lbs.	Cheese.* Lbs.	Milk sold. Gallons.		Clover. Bush.	Grass. Bush.						Maple. Lbs.	Cane. Hhds. (1,000 lbs.)		Wax. Lbs.	Honey. Lbs.							
			25	26				27	28	29		30	31						32	33		34	35					36	37	38
			20								5																50	400.	1	
	30		30		300					90		10										40					80	1200.	2	
	140		40	10	500					120		25										50					120	2000.	3	
	20		35	4								40										80					60	1200.	4	
	200		50	2	400					410		25															75	1800.	5	
			50									45															100	1225.	6	
	80		40									30										40					50	1250.	7	
	50		20							150		20										45					60	850.	8	
	90		30	10	550					80		35										50					80	2200.	9	
	25		50									25										40					75	900.	10	
	70		45		400					210		30										25					35	1550.	11	
	25		30									25										30					40	950.	12	
	75		35	12	300					320		40										60					80	2000.	13	
	30		50		300					300		45										80					100	1900.	14	
			45									50															60	700.	15	
	30		40		200							35															300	1750.	16	
	65		25	14	150					90		50															150	1800.	17	
	15	00	30	10	220	400				90		40										65					75	1900.	18	
	80		50		175					80		50										70					160	1300.	19	
			25		50					40		10															45	675.	20	
			30		60					120		20										60					500	1000.	21	
	100		20							140		25															70	650.	22	
	75		15		75							20										30					60	1150.	23	
	20		30		30							20										40					80	1000.	24	
	75		20									10															50	675.	25	
	15		25	12	80					160		10															35	1025.	26	
	25		20							40		20										30					40	900.	27	
			25		140					150		10															60	700.	28	
			30		75							15															70	800.	29	
			40		600							15															80	1300.	30	
	85		30							90		20															60	840.	31	
	100		45	10	130	150				90		10															58	1200.	32	
	30		25							120		10															40	550.	33	
	500		30	7	400					200		15															300	2000.	34	
			20							50		10															50	500.	35	
	25		15							150		5															60	400.	36	
			20																									50	225.	37
	100		10							50		10															40	450.	38	
	50		25	5	100					90		20															65	900.	39	
	50		20							40																	50	225.	40	
	2275		1205	96	4335	1450				3470		900														3135	44040			

* This will include only such cheese as is made upon the farm. Milk sent to cheese factories will be regarded as milk sold off the farm.

SCHEDULE 3.—Productions of Agriculture in Central Tp., in the County of Franklin, in the

Post Office: Saint Albans

Name of Agent, Owner, or Manager.	ACRES OF LAND.			PRESENT CASH VALUE.		Total amount of wages paid during the year, including value of board.	LIVE STOCK, JUNE 1, 1870.							PRODUCE DURING THE										
	Improved.	UNIMPROVED.		Of farm.	Of farming implements and machinery.		Horses.	Mules and Asses.	Milch Cows.	Working Oxen.	Other Cattle.	Sheep.	Swine.	Value of ALL live stock.	WHEAT.		Rye.	Indian Corn.	Oats.	Barley.	Buckwheat.	Rice.	Tobacco.	
		No.	Wood-land.												Other unimproved.	Dolls.								Dolls.
1	2	3	4	5	6	7	8	9	10	11	12	13	14	15	16	17	18	19	20	21	22	23	24	
Ducworth Jos.	30	50	80	1800	180		2	1	3		5	18	20	470		250		200	100					
Henderson Alg.	20	30	30	800	75		1	2	2		3	25	12	375		200		100	100					
Trenton Jas. H.	40	15	25	1000	100		2	2	1		2	5	14	360		300		200					100	
Stanley Wm.	30	10		600	50		1	1	2		3	2	10	250		250		150	100					
Howard Geo. B.	35	30	95	1800	150		3	2	5	2	4		16	570		200		200						
Barton Wm. G.	45	55	100	2000	125		3	1	4	2	3		13	500		300		250	100					
Horsen W. J.	30	35	15	1000	200		2		2		3	2	10	243		250		200						
Curtiss Wm.	40	20	80	1800	175		1	2	3		7	13	15	460		275		250	150					
Milson David	30	70	20	1200	140		4		2		4	10	12	400		225		200	100					
Kennedy Levi	35	25	35	1000	180		3	1	2		2	5	10	350		200		350	200				150	
Edwards Geo.	30	40	90	1500	200		4		3		5	2	13	450		175		400	150				200	
Allison Scott	30	30	20	800	120			3	1	2	2	4	10	400		150		300	100					
Witworth Benj.	40	30	90	1400	230		2	2	2		3	10	17	430		125		300	200					
Nagle Wm.	25	50	85	1000	125		1	2	3		4	12	8	375		110		200	100					
Polingworth D.	35	30	95	1600	100		2	1	3		2	10	14	360		160		225						
Atwater Chas.	58	82	100	2500	300		3	1	7	2	13	15	28	850		220		175	100					
Johnson Frank	25	80	15	1200	225		1	2	5		8	12	17	525		150		200	100					
Mountain Saml.	20	70	30	1300	150		3		3		5		10	335		125		200	125					
Went Eugene	15	100	125	2000	140		2	3	4	2	7		19	660		75		100						
Huntley Wm. B.	28	50	82	1500	200		3	1	3		5	16	20	500		200		150	100					
Coleman A. J.	125	500	175	10000	700	350	7	4	10	2	25	40	100	2000		400		600	200				600	
Briggs Aug.	30	60	70	1800	200		2	1	3		8		12	400		200		150	100					
Tomms John	25	40	15	1000	150		2	2	4		10		15	525		150		200						
I hereby certify that the foregoing returns have been well and truly made, and that the enumeration of population is full and correct, and all the facts required by law, have been fully collected according to the tenor of my oath of office.																								
No pages (10) Ten																								
L. Frank Parker Asst Marshal																								
821 1500 1472 40600 12000 350 54 34 77 12 133 201 415 1728 4690 5300 2125 1450																								

State of Missouri, enumerated by me on the 1st 10th 3^d day of Aug, 1870.

S. Frank Parker, Ass't Marshal.

YEAR ENDING JUNE 1, 1870.

Cotton. (437 lbs.)	Wool. Lbs.	Peas and Beans. Bush.	POTATOES.		Orchard products. Dolls.	Wine. Gallons.	Produce of Market Gardens. Dolls.	DAIRY PRODUCTS.			Hay. Tons.	SEED.		Hops. Lbs.	Hemp. Tons.	Flax. Lbs.	Flaxseed. Bush.	Silk cocoons. Lbs.	SUGAR.		Molasses. Gallons.	BEES.		Forest products. Dolls.	Value of Home Manufactures. Dolls.	Value of animals slaughtered or sold for slaughter. Dolls.	TOTAL VALUE. Dolls.		
			Irish. Bush.	Sweet. Bush.				Butter. Lbs.	Cheese.* Lbs.	Milk sold. Gallons.		Clover. Bush.	Grass. Bush.						Maple. Lbs.	Cane. Hhds. (1,000 lbs.)		Wax. Lbs.	Honey. Lbs.						
25	26	27	28	29	30	31	32	33	34	35	36	37	38	39	40	41	42	43	44	45	46	47	48	49	50	51	52		
1	90		20		150			90			10															50	770.	1	
2	125		15					50																		40	400.	2	
3	25		25		120						15															35	800.	3	
4			30	5				50			20															40	700.	4	
5			20					250			15															45	550.	5	
6			35		150			120			15															50	875.	6	
7			20					50			20															40	675.	7	
8	70		30		200			40			10															30	850.	8	
9	50		20					40			15															30	625.	9	
10	30		25		100			40			20															75	950.	10	
11			40					90			15															60	725.	11	
12	20		10	8							5															70	475.	12	
13	50		15	10							10															75	600.	13	
14	70		16			300		90			8															40	700.	14	
15	60		20					90			15															30	550.	15	
16	75		18	20	300			280			15															45	950.	16	
17	60		15					180			20															40	650.	17	
18			20					120			18															30	525.	18	
19			15					120			10															25	300.	19	
20	75		12	15				80			5															45	475.	20	
21	200		30	10	600			620			25										50				125	2050.	21		
22			20					90			10															50	500.	22	
23			25					120			20															40	575.	23	
24																													24
25																													25
26																													26
27																													27
28																													28
29																													29
30																													30
31																													31
32																													32
33																													33
34																													34
35																													35
36																													36
37																													37
38																													38
39																													39
40																													40
	1,000		496	68	1,120	300		2,600			316															50	1,110	16,270	

* This will include only such cheese as is made upon the farm. Milk sent to cheese factories will be regarded as milk sold off the farm.

SCHEDULE 3.—Productions of Agriculture in *Lyon Township*, in the County of *Franklin*, in the

Post Office: *New Haven Mo.*

Name of Agent, Owner, or Manager.	ACRES OF LAND.			PRESENT CASH VALUE.		Total amount of wages paid during the year, including value of board.	LIVE STOCK, JUNE 1, 1870.								PRODUCE DURING THE YEAR.								
	Improved.	UNIMPROVED.		Of farm.	Of farming implements and machinery.		Horses.	Mules and Asses.	Milch Cows.	Working Oxen.	Other Cattle.	Sheep.	Swine.	Value of all live stock.	WHEAT.		Rye.	Indian Corn.	Oats.	Barley.	Buckwheat.	Rice.	Tobacco.
		No.	Wood-land.												Other unimproved.	Dolls.							
1	2	3	4	5	6	7	8	9	10	11	12	13	14	15	16	17	18	19	20	21	22	23	24
Kipp August	20	140		800.	50.		2	1	2		8	175.		100		100	50						
Reinsch Henry	12	28		200.	10.		2	2	1	7	6	200.		62		80	24	36					
Weyers Henry	40	120		1000.	150.	10.	4	3	10	10	12	500.		300.		250	150	85					
Selamacher J. W.	40	60		1000.	10.		2	1	1	4	5	200.		204		150	20						
Albersworth Wm	40	240		2100.	175.	30.	5	3	2	10	12	625.		294		300	125						
Boock Leopold	30	90		900.	75.	30.	2	1	2	3	5	300.		160	10	175	100						
Horstman Wm	25	55		300.		10.	2	1		3	7	15	250.		150	20	90	80					
Olser Henry	50	230		1000.	200.	35.	4	3	6	12	18	390.		400		300	125	20					
Knehaus Wm	30	330		1800.	100.		3	3	10	7	28	570.		300		375	85	20					
Hoefneger Henry	10	80		350.			1	1	1		5	110.				100							
Reinhart Henry	40	165		2500.	200.		5	3	6		15	525.		350		500	75						
Boethmeyer Henry	14	106		800.	80.		1	1	2	1	11	2	225.		50		150	10					
Armstrong Jas.	60	305		3000.	200.		2	2	4	8	24	21	620.		335		400	100					
Davis A. J.	15	31		1000.	40.	20.	1	4	4	27	15	380.		200		700	100						
Golter John	40	40		800.	25.		2	1			3	110.		150		300							
Emig Louis	14	66		1100.	20.		2	1			1	125.				140							
Clark John	20	34		1000.	50.	25.	2		3		4	175.		125	25	20	10						
Omeyer William	20	60		800.	40.		1					50.		100		200							
Olser William	30	210		1300.	100.	15.	4	3	5	12	20	490.		300		300	150	15					
Knehaus Henry	30	140		1700.	50.	20.	4	4	5	12	15	450.		250		100	25						
Gendeman Dietl.	50	230		3800.	40.	160.	4	4	4	16	20	570.		127		325	100	350					
Schroeder Fritz	50	60		2000.	75.	300.	4	3	6	4	12	450.		350		600	100						
Stincker William	80	88		3000.	75.		3	2	2	7	20	375.		300		500	65	40					
Homan Henry	20	140		1100.	90.	100.	3	1	3	7	10	325.		125		150	70						
Homan J. W.	40	40		2000.	165.		3	2	4	4	20	18	500.		200		400	100					
Vogt Henry	40	120		2500.	200.	25.	2	2	3	4	10	25	450.		600		200	50	60				
Haupt Theodor	60	100		2000.	75.		2	4	3		13	260.		230		175	60						
Oliver & Nancy	40	123		1700.	25.		3	2	3	15	5	270.		200		400	150						
Baker Jno. F.	60	100		1800.	150.		3	4	2	12	12	350.		260		300	80						
Kuhler Threl.	80	160		3000.	200.	280.	4	4	4	13	18	400.		400		200	250						
Brinkenkamp H.	30	90		1000.	300.	220.	3	3	2	12	13	340.		400		200	75						
Lose Threl.	25	55		800.	50.	50.	3	3	5	5	20	300.		325	10	200	75						
Davis John	12			200.	5.			1			6	65.				75							
Olser Fritz	40	40		1000.	300.	15.	2	2	4	18	22	360.		316		300	80						
Weyers Herman	25	215		1000.	45.		3	3	2	12	8	275.		225	4	200							
Beecher Herman	30	76		2000.	25.	15.	2	2	2	7	20	280.		249		275	175						
Degan Joseph	40	80		1200.	40.	40.	3	2	2	7	17	320.		135		200	25						
Knehaus Frank	25	90		1000.	225.	105.	3	2	5	5	10	310.		206		100	75						
Wosdrink Henry	25	100		1500.	60.		2	1	4	4	10	15	365.		200		300	50					
Knottberg Fritz	40	105		1000.	30.	70.	2	2	3	7	17	400.		170	7	200	30	50					
	1392	4542		56250	3750	1575	105	9	97	2	143	337	524	3325	8848	76	10030	2839	676				

W.C.

State of Missouri, enumerated by me on the 3^d to 6th day of Aug, 1870.
Fred. W. Pehl, Ass't Marshal.

YEAR ENDING JUNE 1, 1870.

Cotton.	Wool.	Peanut Beans.	POTATOES.		Orchard products.	Wine.	Produce of Market Gardens.	DAIRY PRODUCTS.			SEED.		Hops.	Hemp.	Flax.	Flax-seed.	Silk cocoons.	SUGAR.			BEES.		Forest products.	Value of Home Manufactures.	Value of animals slaughtered or sold for slaughter.	Estimated value of all farm production, including betterments and additions to stock.						
			Irish.	Sweet.				Butter.	Cheese.*	Milk sold.	Clover.	Grass.						Maple.	Cane.	Molasses.	Wax.	Honey.										
																											Bales (450 lbs.)	Lbs.	Bush.	Bush.	Bush.	Dolls.
25	26	27	28	29	30	31	32	33	34	35	36	37	38	39	40	41	42	43	44	45	46	47	48	49	50	51	52					
			10								1															70.	285.					
	11		10	13	15.						1										5					25.	45.	265.				
	40		10	5	5.						2															140.	830.					
	10		10								7															30	15.	530.				
	20		40	18.	10.						8															30	125.	920.				
	15		20								1															25	40.	420.				
	15		15								1															25	10	180	33.	380.		
	25		30		5.						5															10	60.	885.				
	18		25								6																75.	835.				
					225.																					300.	50.	650.				
	4		30								5															15	180.	1060.				
	17		5																								30.	205.				
	45		30	10							6															44	140.	995.				
	45		12																							20	25.	150.	980.			
	15		5																							60	45.	45.	480.			
			10																								10.	120.				
			20		140.																						150.	20.	475.			
			40		195.																						200.	10.	675.			
	33		25								3															6	105.	780.				
	22		15								1															10	10.	70.	450.			
	15		25																									115.	735.			
	12		10																							12	8.	210.	1075.			
	15		15		8.						2															6	125.	905.				
	14		10								1															6	10.	70.	880.			
	40		50		10.						2															15	15.	170.	820.			
	20		25		30.						4															6	20.	215.	1190.			
			40		5.																							90.	500.			
	18		100		140.						2															40	100.	22.	930.			
	31		25		5.																							175.	725.			
	44		25																							40	5.	40.	750.			
	20		20		10.						2																	105.	745.			
	15		25								2															20	110.	695.				
			5																							20	40.	110.				
	47		25								3																	50.	70.	765.		
	25		25								2																	25.	110.	575.		
	15		25								4																	15.	125.	765.		
	10		10		50.						3															40	50.	485.				
	16		15		5.						4															20	5.	80.	575.			
	20		20								3															5	5.	150.	680.			
	8		25																							30	250.	640.				
720			882	46	555						85															540	10	180	750	263	3735	26205

* This will include only such cheese as is made upon the farm. Milk sent to cheese factories will be regarded as milk sold off the farm.

State of Missouri, enumerated by me on the 6th 10 11th day of Aug., 1870.
Fred. W. Peble, Ass't Marshal.

YEAR ENDING JUNE 1, 1870.

Cotton. (Bales 450 lbs.)	Wool. Lbs.	Peas and Beans. Bush.	POTATOES.		Orchard products. Dolls.	Wine. Gallons.	Produce of Market Gardens. Dolls.	DAIRY PRODUCTS.			Hay. Tons.	SEED.		Hops. Lbs.	Hemp. Tons.	Flax. Lbs.	Flax-seed. Bush.	SILK cocoon. Lbs.	SUGAR.		Molasses. Gallons.	BEES.		Forest products. Dolls.	Value of Home Manufactures. Dolls.	Value of animals slaughtered or sold for slaughter. Dolls.	TOTAL VALUE. Dolls.	
			Irish. Bush.	Sweet. Bush.				Butter. Lbs.	Cheese.* Lbs.	Milk sold. Gallons.		Clover. Bush.	Grass. Bush.						Maple. Lbs.	Cane. Hhds. (1,000 lbs.)		Wax. Lbs.	Honey. Lbs.					
25	26	27	28	29	30	31	32	33	34	35	36	37	38	39	40	41	42	43	44	45	46	47	48	49	50	51	52	
			60							2											50				260.	935.		
	3		20	15.						1															145.	535.		
	25		50	20.				50		1											40				140.	765.		
	15		10	10.																					75.	455.		
	30		12	5.						3															150.	1025.		
			25																		5				125.	670.		
	35		50	5.						2											40				200.	1080.		
	20		10	5.						3															100.	805.		
	20		15	5.																	20				85.	555.		
			25							1															35.	225.		
	4		20	5.																					40.	260.		
			15																		5				90.	515.		
			10	5	150.		200.			2															60.	455.		
			25	2	200.		100.			3															20.	385.		
			10		100.		150.			1															27.	335.		
			15							1															100.	500.		
	18		18																						50.	345.		
	25		50																						25.	80.	600.	
					300.		50.																				400.	
					180.																					40.	435.	
	13		25	100.						2													160.			570.		
	75		50	50.						20															60.	285.	1955.	
	27		40																		30				35.	100.	700.	
			10							1											70					40.	435.	
			10	50.																			200.		70.	415.		
			12	12.						1															55.	330.		
	8		30	5.																	50				10.	80.	515.	
	100		15	25.						35											40				50.	200.	1865.	
			25							1											10					95.	285.	
			7							2																50.	390.	
	17		16							1											40				25.	110.	1080.	
			12	5.						4											12					230.	675.	
			24	5.						1																80.	405.	
			10							1																120.	970.	
				20.						5											24					70.	815.	
				10.																	12					90.	550.	
	8		18							1																50.	290.	
	10		25	190.			110.																	115.	100.	655.		
				200.			60.																				335.	
			50	160.																	20					35.	435.	
	453		819	7	1832		670	50		95											468				475	205	3682	24950

* This will include only such cheese as is made upon the farm. Milk sent to cheese factories will be regarded as milk sold off the farm.

State of Missouri, enumerated by me on the 13th to 17th day of Aug., 1870.
Fred. W. Peble, Ass't Marshal.

YEAR ENDING JUNE 1, 1870.

	CULTURAL PRODUCTS																								TOTAL VALUE. Estimated value of all farm production, including bet-terms and additions to stock. Dolls.				
	Cotton. Bales (50 lbs.)	Wool. Lbs.	Peas and Beans. Bush.	POTATOES.		Orchard products. Dolls.	Wine. Gallons.	Produce of Market Gardens. Dolls.	DAIRY PRODUCTS.			SEED.				SUGAR.			BEES.		Forest products. Dolls.	Value of Home Manufactures. Dolls.	Value of animals slaughtered or sold for slaughter. Dolls.						
				Irish. Bush.	Sweet. Bush.				Butter. Lbs.	Cheese.* Lbs.	Milk sold. Gallons.	Hay. Tons.	Clover. Bush.	Grass. Bush.	Hops. Lbs.	Hemp. Tons.	Flax. Lbs.	Flax-seed. Bush.	Silk cocoons. Lbs.	Maple. Lbs.				Cane. Hhds. (1,000 lbs.)		Molasses. Gallons.	Wax. Lbs.	Honey. Lbs.	
25	26	27	28	29	30	31	32	33	34	35	36	37	38	39	40	41	42	43	44	45	46	47	48	49	50	51	52		
1		35			75						8										8					75	515.	1	
2			6																				100	15.	9.	310.	2		
3		80	110																							75	570.	3	
4		65	15								8											80			20	300	1090.	4	
5		18	15								2															75	550.	5	
6		6																								55.	150.	6	
7		35						100			2														40	75	610.	7	
8		25	50								1											10			20	70	650.	8	
9			20		50																		150				360.	9	
10		10	30																							80	490.	10	
11		6	15								3											15				135	670.	11	
12			11.								1														30	55	800.	12	
13		3	20								2															70	430.	13	
14		15	100								13														20	135	935.	14	
15		21	25								6											20			8	100	630.	15	
16		24	30								4											24				185	1330.	16	
17		20	15								6														20	115	800.	17	
18		40	30		30	100					5															150	850.	18	
19		30	45								3														25	140	685.	19	
20			6																			20		200		35	425.	20	
21			5																							125.	520.	21	
22		6	25								1											40			4.	75	615.	22	
23			20		40																					30	835.	23	
24		36	25								10															85	735.	24	
25		35	15								2											30			10	100	695.	25	
26		25	20		15						1															10	150	800.	26
27			10																							25	335.	27	
28		6	10		40																	15		50		45	205.	28	
29		20	10		20						1											13			10	105	635.	29	
30			40								3											12				115.	800.	30	
31			20		60																					50	280.	31	
32		15	10								2											10				60	330.	32	
33		16	15								3											11				70	590.	33	
34			100								4															175	1160.	34	
35		10	20		2						5											10			10	60	760.	35	
36			100		20						6											20			10	90	560.	36	
37		50	40		4						3											80			40	100	1160.	37	
38		15	20																						10	125	425.	38	
39		18	60								3											11			10	100	760.	39	
40		8	9								1											10			8	110	430.	40	
	693		1117		356	100			100		109														458	1500	320	3729	24470

* This will include only such cheese as is made upon the farm. Milk sent to cheese factories will be regarded as milk sold off the farm.

State of Missouri, enumerated by me on the 17th 10 19th day of Aug., 1870.

Fred. W. Peble, Ass't Marshal.

YEAR ENDING JUNE 1, 1870.

Cotton.	Wool.	Peanut Beans.	POTATOES.		Orchard products.	Wine.	Produce of Market Gardens.	DAIRY PRODUCTS.			SEED.			Hops.	Hemp.	Flax.	Flax-seed.	Silk cocoons.	SUGAR.		Molasses.	BEES.		Forest products.	Value of Home Manufactures.	Value of animals slaughtered or sold for slaughter.	TOTAL VALUE.						
			Irish.	Swet.				Butter.	Cheese.*	Milk sold.	Hay.	Clover.	Grass.						Maple.	Cane.		Wax.	Honey.					Dolls.	Dolls.				
Bales (450 lbs.)	Lbs.	Bush.	Bush.	Bush.	Dolls.	Gallons.	Dolls.	Lbs.	Lbs.	Gallons.	Tons.	Bush.	Bush.	Lbs.	Tons.	Lbs.	Bush.	Lbs.	Lbs. (1,000 lbs.)	Gallons.	Lbs.	Lbs.	Dolls.	Dolls.	Dolls.	Dolls.							
25	26	27	28	29	30	31	32	33	34	35	36	37	38	39	40	41	42	43	44	45	46	47	48	49	50	51	52						
			20	50	10						2									52					95.	475.							
			50																							55	575.						
			15								1															100.	565.						
			15		5						5															42	740.						
	21		25																	40						35	445.						
	25		9								1									60					80	125	860.						
			20																					200		80	325.						
					20																			250			270.						
																				10			100		30		310.						
	26		3		5						3									60					30		460.						
			20																	4						17	390.						
																								150		55	400.						
	4		16		3						11									40					200		1100.						
																												30.					
			20		20						3															55	335.						
																												35.					
	50		14		20						12									60					25	120	1060.						
			2								8															300		950.					
					125																							1120.					
	30		25		5						3															180		860.					
																										50		440.					
																												450					
	50		40		5						4									15				50	150		1125.						
	16																									25		90.					
			25								1									12						90		460.					
	18		25								2									10						95		620.					
											2									10						50		485.					
	5		30								4														20	50	555.						
			20								5																	295.					
	8		20								3									5						45		550.					
	6		6																							25		285.					
	5		15																									190.					
																								300		9		335.					
																					10							80.					
																								150				725.					
	24		10		5						4									10					10	190		870.					
	24		20		15						4									15					25	75		630.					
	19		20		5						8									10					4	90		755.					
	24		15								3									14					10	60		540.					
	16		20		15						2														10	80		550.					
377			530	50	258						91																	437		1150	237	2603	21215

* This will include only such cheese as is made upon the farm. Milk sent to cheese factories will be regarded as milk sold off the farm.

SCHEDULE 3.—Productions of Agriculture in Syon Sp., in the County of Franklin, in the Post Office: Coates Fork

Name of Agent, Owner, or Manager.	ACRES OF LAND.			PRESENT CASH VALUE.		Total amount of wages paid during the year, including value of board.	LIVE STOCK, JUNE 1, 1870.								PRODUCE DURING THE									
	Improved.	UNIMPROVED.		Of farm.	Of farming implements and machinery.		Horses.	Males and Asses.	Milk Cows.	Working Oxen.	Other Cattle.	Sheep.	Swine.	Value of all live stock.	WHEAT.		Rye.	Indian Corn.	Oats.	Barley.	Buckwheat.	Rice.	Tobacco.	
		No.	Wood-land.												Other unimproved.	Dolls.								Dolls.
1	2	3	4	5	6	7	8	9	10	11	12	13	14	15	16	17	18	19	20	21	22	23	24	
Helling Cashu	26	114		1600	70		2	2		4	5	15	280		100	8	150	280						
Peter	6	14		300	110			2	1				4	235				50	20					
Kramer Wm.	8	272		1000	125		2		3		5	6	9	310		90	4	125	228					
Houliet Deth	50	110		1800											100		500	100						
Falbeck Cashu	15	55		350	10		1		1				3	65	100		65	10						
Hohlfing Heg.	12	108		800	25		2		1				8	235	103		75							
Thrie Thrie	17	63		600	20		1		1				3	105			30							
Triller Ino.	25	295		1800	50		2		1				3	4	175	80		200	100					
Schur Wm.	35	85		1600	375		2	2	2		4	20	20	600	300		150	400	20					
Wronne Wm.	60	160		1600	75		3		3		6	12	10	390	280		375	500						
Bauman Heg.	40	120		1200	50		2		3		3	3	14	325	190		75	275						
Biere Heg.	40	183		1800	125		3		3		3	6	13	300	270		100	100	100					
Brand Heg.	35	125		1400	75		4		3		5	10	16	385	160		250	320						
Scheis Heg.	50	150		1800	200		5		4		3	6	20	600	325		350	400	50					
Reichtmeyer Con.	40	60		1500	110		3		5		4	10	26	430	200		250	400						
Bornern Thrie	50	60		1600	100		3		5		8	11	8	535	250		300	480						
Schroder Cashu	30	50		900	100		3		3		6	7	13	345	90		100	350						
Hollender Wm.	30	54		1000	145		3		5		3	5	10	375	65	8	160	280	14					
Stoekhamph Ino.	25	45		800	45		3		2		3	8	14	335	100		200	280						
Sickman Hoerm.	34	50		1200	45	125	2		2		8	8	7	370	178		325	160						
Hoeger Wm.	20	60		700	40		3		2		4	9	9	295	187		200	320						
Swilke Chst.	35	45		700	50		3		3		4	12	14	375	300		200	280						
Arnold And.	40	120		1500	125	20	4		3			8	10	390	200		150	275						
Kenady Jas.	9	29		400			1		1				1	100										
Link Alf.	20	65		800	40		2	1	2				11	245	100		100	50						
Houssman Wm.	20	60		800	45		2		2		3	9	7	220	80		125	160						
Arnold Gran	20	20		400	10		1					8	14	65	33		50	58						
Werner Heg.	50	70		1400	75			3	2		1	6	11	245	250		100	55	20					
Gerber Ph.	53	27		1100	140		4		1		2	12	11	470	200		250	216						
Shullins Reichl	45	75		1600	100		3	1	2		5	1	8	240	210		150	75						
Mulff Ino.	35	125		2000	110		2		3		1	8	8	325	220		250	200						
Konradis Heg.	20			300	40		3		2		1	9	8	300	100	6	120	240						
Wahlby Heg.	40	95		1600	50		2		4		10	8	9	430	125		300	360						
Spick Wm.	40	75		1600	70	100	4		4		5	12	17	525	236		250	336						
Langerberg Stranz	30	92		1500	100		4		3		3	7	7	340	172		200	280						
Egelkamp Antony	60	307		4000	100		2	2	2		5	8	20	600	362		900	480						
Nick Chst.	30	50		900	80		4		1		3	5	24	430	200		260	160						
Dappersman Ino.	180	220		3000	125		4		3		7	18	9	515	100		375	400						
Driehewers Ino.	40	155		2000	60		3		4		7	10	17	450	250		150	300						
Huckeneyr Heg.	60	100		1500	100		4		3		6	13	6	380	233		300	100						
							101				133													
	1365	3963		52450	3315	245	11	97			267	438	13355	6559		26	8260	9128	204					

SCHEDULE 3.—Productions of Agriculture in Lyon Sp., in the County of Franklin, in the Post Office: _____

Name of Agent, Owner, or Manager.	ACRES OF LAND.			PRESENT CASH VALUE.			LIVE STOCK, JUNE 1, 1870.								PRODUCE DURING THE YEAR.								
	Improved.	UNIMPROVED.		Of farm.	Of farming implements and machinery.	Total amount of wages paid during the year, including value of board.	Horses.	Mules and Asses.	Milch Cows.	Working Oxen.	Other Cattle.	Sheep.	Swine.	Value of All Live Stock.	WHEAT.		Rye.	Indian Corn.	Oats.	Barley.	Buckwheat.	Rice.	Tobacco.
		Wood-land.	Other unimproved.												Dolla.	Dolla.							
1	2	3	4	5	6	7	8	9	10	11	12	13	14	15	16	17	18	19	20	21	22	23	24
1 Amest Jos.	40	60		1800		25	2	5	4		1	5	28	600		107		500					
2 Suleman Inc.	30	90		2400	275		3		3		2	7	7	371		200		100	160	80			
3 Spinner Aug.	55	25		2500	225	220	5	1	3				17	635		241		200	300	30			
4 Hoopmann Ah.	54	46		1600	50	65	3		1		3	6	5	290		250		180	200				
5 Frankestein Aug.	9	24		700	15		1		1		1		5	140		36		80					
6 Schwan Med.	130	100		2000	490	240	4		2		3	4	12	461		230		250	34				
7 Clark J. M.	30	50		1500	50		1		2			12	8	190		110		200	65				
8 Hoegus Louis	75	70		3500	140	264	3	1	4		2	7	8	370		549		300	300	250			
9 Greenstreet J. R.	75	50		3500	75		5	1	3	2	4	12	20	633		235		600	100				
10 Schradu Inc.	80	70		3000	145	450	5	3	4		4	7	10	815		400		250	220	100			
11 Smith Louis	60	60		3000	155	170	4		4		6	8	17	682		425		300	320				
12 Tommie Inc.	2	38		900																			
13 Schepenger Gott.	35	45		4000	125		2		3		2		12	365		200		400	200				
14 Kearny Price	3	37		1000			3		1				10	315									
15 Thrd.	40	40		2000	80											300		360	80				
16 Hoelwig Chas.	20	60		2000	25	200	1		2		2		6	165		100		200	40				
17 Warendinger Hon.	130	10		1000	100		2		3		2		7	165		100		150	180	100			
18 Kieberg Chas.	45	43		2200	150	75	2		3		3	6	9	350		150		240	320	180			
19 Shetton Heaml	80	70		3000	175	400	5	1	4		4	12	25	728		400		300	700				
20 Kincaid Jas.	35	45		1000	50	30	2	2	2		2		4	335		120		200	75				
21 Witt Heerm.	66	174		4800	150	400	4		7		4	9	18	624		330		500	475				
22 Brähe Fog.	90	110		4000	275	65	5		3		10		20	670		325		320	520	200			
23 Hummack A. D.	40	80		2000	40		2	1	4		1	8	15	347		222		135	150				
24 Wm	45	75		2000	65		1		2					65		80		150	40				
25 Phillips Wm	30	30		900	20		1		1				14	145				300					
26 Thrs.	20	20		1000	60		2						14	165		80		150	40				
27 Hammack Wm	25	15		800	40		3		2			12	7	248		200		150					
28 Wood Elist.	15	33		1000	25		4						1	210		50		60					
29 Phelps Wm	20	20		800	20		2		1		1		12	205		66		150	75				
30 Canill Squis	40	40		1600	100	120	3		1				15	335		122		250					
31 Williams Wm	40	60		2000	40		3	2	2			10	8	435		126		300	300				
32 Sainas J.	20	80		1000	25		2		1				9	215		40		100					
33 Wolff Chas.	60	140		4000	160	160	4		2		3	8	12	497		525		275	320	150			
34 Fischer Bern!	70	70		2800	50	245	4		4		8	22	24	608		309		200	25				
35 Schlusse H. W.	70	73		2800	300	240	3	1	3		6	7	25	550		500		375	800	60	15		
36 Berghorn Fritz	35	45		1600	100		3		1		3	2	17	388		202		250	150	20			
37 Sabus Lorenz	18	2		400	40		1		2		1		17	185		50		175	60				
38 Brück Adolf	60	40		2500	200	350	3		4		8	4	18	661		200		400	320	200			
39 Heimberg Chas.	125	300		5000	300		3		4		6	8	14	562		300		150	240	135			
40 Witt Fog.	60	140		4000	200	200	4		6		8	15	24	707		200		500	360	200			
	175	725		87600	4535	3919	110	18	99	2	100	191	494	5432		8080		9700	7169	1705	15		

2646

State of Missouri, enumerated by me on the 20th to 26th day of Aug., 1870.

Fred. W. Pehle, Ass't Marshal.

YEAR ENDING JUNE 1, 1870.

Cotton. Bales (450 lbs.)	Wool. Lbs.	Peas and Beans. Bush.	POTATOES.		Orchard products. Dolls.	Wine. Gallons.	Produce of Market Gardens. Dolls.	DAIRY PRODUCTS.			Hay. Tons.	SEED.		Hops. Lbs.	Hemp. Tons.	Flax. Lbs.	Flax-seed. Bush.	Silk cocoons. Lbs.	SUGAR.		Molasses. Gallons.	BEES.		Forest products. Dolls.	Value of Home Manufactures. Dolls.	Value of animals slaughtered or sold for slaughter. Dolls.	TOTAL VALUE.			
			Irish. Bush.	Sweet. Bush.				Butter. Lbs.	Cheese.* Lbs.	Milk sold. Gallons.		Clover. Bush.	Grass. Bush.						Maple. Lbs.	Hds. (1,000 lbs.)		Wax. Lbs.	Honey. Lbs.				Estimated value of all farm produc- tion, including bot- tomlands and addi- tions to stock. Dolls.			
			25	26				27	28	29		30	31						32	33		34	35				36	37	38	39
1	18		30								4															7	27	650.	1	
2	20		30								3																	95	565.	2
3			30								5																	125	740.	3
4	16		4								5																	65	670.	4
5			10																		11							9	175.	5
6	20		10								2																	110	390.	6
7			10								2											80							355.	7
8	15		20								2																	110	1200.	8
9	30		30								10											20				7	125	1130.	9	
10	20		30		20						7																	200	1185.	10
11	30		25		20						2																	215	1180.	11
12																													20.	12
13			20								1														200		100	1010.	13	
14			10																							300			305.	14
15			50		65						4														000		60	830.	15	
16																													495.	16
17			30		10						5																	95	565.	17
18	25		40		10						2																	250	760.	18
19	20		25		10						1											20				10	135	1115.	19	
20			5		5																							35	365.	20
21	30		15		40						5																	190	1335.	21
22			15		5						6																	180	1200.	22
23	20		40								9											5				5	120	760.	23	
24			28		25						1											10			225		110	670.	24	
25			15																						105		120	455.	25	
26			28								1																	97	340.	26
27	24		5								1											15				10	125	495.	27	
28			5																						110		40	290.	28	
29			16																						80		100	365.	29	
30			20								1																	115	480.	30
31	30		36								4											40				8	85	695.	31	
32																									150		45	310.	32	
33	25		30								5											20						115	1220.	33
34	30		150								6															15	160	845.	34	
35	12		50		10						5											26						260	1575.	35
36			50		30						1																	80	645.	36
37			25		15																							135	870.	37
38	24		30		10	80					9																5	300	1350.	38
39	45		60		15	5					12											80		200	5	100	1235.	39		
40	40		30		100						8																	300	1465.	40
	494		1057		390	85					124											297		1340	72	4533	29805			

* This will include only such cheese as is made upon the farm. Milk sent to cheese factories will be regarded as milk sold off the farm.

SCHEDULE 3.—Productions of Agriculture in Sejón Sp., in the County of Wyan Wlin, in the Post Office: _____



Name of Agent, Owner, or Manager.	ACRES OF LAND.			PRESENT CASH VALUE.		Total amount of wages paid during the year, including value of board.	LIVE STOCK, JUNE 1, 1870.								PRODUCE DURING THE									
	Improved.	UNIMPROVED.		Of farm.	Of farming implements and machinery.		Horses.	Mules and Asses.	Milch Cows.	Working Oxen.	Other Cattle.	Sheep.	Swine.	Value of all live stock.	WHEAT.		Rye.	Indian Corn.	Oats.	Barley.	Buckwheat.	Rice.	Tobacco.	
		No.	Woodland.												Other unimproved.	Dolla.								Dolla.
1	2	3	4	5	6	7	8	9	10	11	12	13	14	15	16	17	18	19	20	21	22	23	24	
Holscher Theron.	3	37		1100	5		1		1				2	140										
Boedes Chas.	4	8		200	20		1		1					120										
Helling	10	70		800	60		2		1				2	285				100						
Weyers Fey	30	65		2300	75		4		2		1	9	11	433	242		325	400						
Paclack Ino.	35	85		2000	110		2	1	2		3	4	9	381	110	5	40	200						
Bushman Fey	35	85		1200	15		2		1				4	145	300		500	100						
Hochorst Fey	30	130		1600	75		5		3		1	20	11	310	90		75	40						
Dierking Geor.	20	300		2000	130		1	2	2		3	12	10	378	250		100	150						
Bagby Francis	25	135		1600	40		3		3		1	14	13	330	102		160	150						
Drewell Fritz	35	125		1600	150		3		2		3		12	330	340		100	150						
Holman Aug.	40	30		400	10				2				1	65	50		100							
Weyers Frank	30	130		1600	25		2		2				3	300	145		50	120						
Wacker Ernst	30	170		3000	75		3		3		1	7	15	460	227		200	280						
Berman Fred.	30	170		3000	125	21	2		2		5	8	23	377	188		300	280						
Heist Ino.	45	65		1800	65	30	5	1	2		3	9	9	580	122		250	150						
Ino. G.	46	74		1200																				
Holdrich Fred.	15	65		1200	25		2		2		3	7	9	250	95		200	120						
Stolte Frank	35	85		1800	60		3		4		7	12	13	388	222		100	180						
Heist Ino. B.	65	115		2500	90		1	3	3		2		10	480	139		300	100						
Gurling Fritz	45	65		1200	50		1	2	3		1	5	16	363	172		300	32						
Butler P. W.	270	830		15000	80		10		4	2	2		26	975	700		1000	500	100	100				
Case Wm	30			600	5		2	1	1					145	102		200	120						
Burgman Theron	12	88		1500	110	35	3		2		1	3	6	245	187		100	80						
Reudolf	12	88		1500	100	45	2	2	2		2	2	7	274	100		100	120						
Banville Son!	40			800	5		2				1		10	85	80		250							
Phillips W. A.	17	25		600	15		2	1	1				8	205			200	160						
Shradling Jos.	100	450		8000	50		5	2	2		5	4	19	561	250		500	100						
Grundtrot W. J.	30	150		2500	60		2	4	4		6	20	20	630	50		400						900	
Klemm Dan!	40	80		1500	60		2		2		4	11	18	296	160		200	100						
Klemke J. G.	40	140		2000	150	200			6	1			8	962	200		10							
Hoerner Scher!	20	100		1200	30		3	1	2		1	10	13	352	113		300	100						
Hauwkins G. W.	80	240		4000	75		4		3		5	20	25	445	336		800	100						
Hulenberg Jacob	30	50		1500	75				3	3			9	408	260		50	125						
Winkler Chas.	15	65		1200	95		1		1		1		8	105	30		20	50						
Kaase Aug.	30	90		2000	125		2	2	2		5	14	15	445	222		460	150						
Peters Aug.	65	115		4000	120		2		2		9	8	50	552	280		600	300	50					
Bishop Wm	40	120		2000	40		2		1				11	140	260		100	400						
Adams Robt.	40	40		800	40		2		2				3	169	100		125	20						
Gregore Wm	40	40		500	20										96		300	300						
Adams J. W.	25	55		1200	100		1		2		1	10	14	175	175		300							
				14921775	83800	2560	331	90	31	78	2	78	216	475	3224	6495	5	9215	5177	150	100			900

State of Missouri, enumerated by me on the 26th to 27th day of Aug., 1870.

Fred. W. Peble, Ass't Marshal.

YEAR ENDING JUNE 1, 1870.

Cotton.	Wool.	Peas and Beans.	POTATOES.		Orchard products.	Wine.	Produce of Market Gardens.	DAIRY PRODUCTS.			Hay.	SEED.		Hops.	Hemp.	Flax.	Flax-seed.	SILK cocoons.	SUGAR.		Molasses.	BEES.		Forest products.	Value of Home Manufactures.	Value of animals slaughtered or sold for slaughter.	TOTAL VALUE.		
			Bales (450 lbs.)	Lbs.				Bush.	Bush.	Bush.		Dolls.	Dolls.						Lbs.	Lbs.		Gallons.	Tons.					Bush.	Dush.
25	26	27	28	29	30	31	32	33	34	35	36	37	38	39	40	41	42	43	44	45	46	47	48	49	50	51	52		
			10		20																			150		10	175.		
			40																								20.		
			40																					300			395.		
	20		20		15			40			3											30			10	170	970.		
	8		10		5			50			2															75	360.		
			20		10						1													125		30	910.		
	60		10		8			90			4													200	8	55	525.		
	30		20					50			5															20	55	625.	
	30							90																		25	60	380.	
			25		10						3															5	95	660.	
			6																			40					70	375.	
			20								1																160	415.	
	20		20					90			4											30			10	95	715.		
	27		50					50			4											40			15	145	830.		
	18		15		15			50			4																65	525.	
			10																					175				180.	
	10		7								1											5					55	370.	
	30		50		15			120			3											25					110	595.	
			13		10			90			2											20					165	640.	
	8		20					90			2											10					45	550.	
			200					120			10											20		100			300	2475.	
			25								2																		340.
	6		12																			8					65	395.	
	5		10																								45	290.	
			100																								15	360.	
			28																			30					32	275.	
	12		20		10			40			4											60				100	900.		
	30		20					120			2											40				6	80	1020.	
	25		10		10			50			4																100	570.	
			10		5						4																110	405.	
			20					40			2											40				7	50	515.	
	40		20		50			90			8											40				50	72	1385.	
	30		50					80			4															5	85	555.	
			20								2														275		17	405.	
	50		75								9															20	95	980.	
	95		75								1																300	1335.	
			6								5																100	695.	
			10					50			2																15	20	270.
			4																										440.
			1					50			1																100	515.	
	554		1122		183			1450			99										8				488	1325	196	3140	24360

* This will include only such cheese as is made upon the farm. Milk sent to cheese factories will be regarded as milk sold off the farm.

State of Missouri, enumerated by me on the 27th to 30th day of Aug., 1870.
Fred. W. Pohl, Ass't Marshal.

YEAR ENDING JUNE 1, 1870.

Cotton.	Wool.	Peas and Beans.	POTATOES.		Orchard products.	Wine.	Produce of Market Gardens.	DAIRY PRODUCTS.			Hay.	SEED.		Hemp.	Flax.	Flax-seed.	Silk cocoons.	SUGAR.			BEES.		Forest products.	Value of Home Manufactures.	Value of animals slaughtered or sold for slaughter.	TOTAL VALUE.		
			Irish.	Sweet.				Butter.	Cheese.*	Milk sold.		Clover.	Grass.					Maple.	Cane.	Molasses.	Wax.	Honey.						
																											Bales (450 lbs.)	Lbs.
25	26	27	28	29	30	31	32	33	34	35	36	37	38	39	40	41	42	43	44	45	46	47	48	49	50	51	52	
	9		30					50													20				6	70	390.	
	15		15		50			90			10															175	1325.	
	18		10					90			6														15	200	1010.	
	20		45		25			150			2										40					200	1240.	
			10																							80	250.	
	25		35		5			150			4														25	115	880.	
	10		10		20	100		90			2															120	565.	
	15		12					80			4										12					140	780.	
			120		10	17		50			2															60	360.	
	20		40					90			3														15	120	1590.	
	24		50		18						2										24				15	50	600.	
	8		20																		30					30	60.	
			15																				125		50	275.		
	17		35		5						2															55	780.	
	56		40		10						6										75				15	40	525.	
	30																									100	985.	
	24		4	5	10						1														8	75	555.	
																										45	340.	
																								75			205.	
	20		25		20			90			6														6	135	1020.	
			50					90																150		20	285.	
	40		20		25			80			7										8				10	120	850.	
	18		15		5			80			1															5	85	505.
	18		10		4			90			1															5	95	385.
	28		60		25			150			3														20	170	745.	
	84		100		35			120			6															150	1180.	
	5		45					90			3															105	510.	
																								50		80	205.	
	42		70		20						12														15	140	1220.	
	22		20		25						6															125	725.	
	20		20								5															100	665.	
	30		25		30			180			10										20					150	1035.	
	32		20		10			90			2										7					150	695.	
	20		25		10			80			7															120	940.	
	11		40		30			50			2														5	100	930.	
																												12.
	9		10		4						1															55	250.	
	28		30		10			120			3										40				15	120	865.	
	12		30					90			4										15				7	85	545.	
			18		5			40			4										3					95	630.	
	730		1124	5	410	147		2280			127										294			400	187	3925	26912	

* This will include only such cheese as is made upon the farm. Milk sent to cheese factories will be regarded as milk sold off the farm.

SCHEDULE 3.—Productions of Agriculture in Wagon Township, in the County of Franklin, in the

Post Office: Wausau

Name of Agent, Owner, or Manager.	ACRES OF LAND.			PRESENT CASH VALUE.		Total amount of wages paid during the year, including value of board.	LIVE STOCK, JUNE 1, 1870.								PRODUCE DURING THE YEAR.								
	Improved.	UNIMPROVED.		Of farm.	Of farming implements and machinery.		Horses.	Mules and Asses.	Milk Cows.	Working Oxen.	Other Cattle.	Sheep.	Swine.	Value of ALL live stock.	WHEAT.		Rye.	Indian Corn.	Oats.	Barley.	Buckwheat.	Hops.	Tobacco.
		Woodland.	Other unimproved.												Spring.	Winter.							
1	2	3	4	5	6	7	8	9	10	11	12	13	14	15	16	17	18	19	20	21	22	23	24
Turn Geo.	40	160		2500.	120.		1	2	3	2	2	10	9	460.	1	300		150	200				
Wist Fred.	35	120		2000.	50.		2	1	2	2	2	6	6	370.		155	20	80	275				
Wente Mo. Sr.	35	125		2000.	425.		4	2	3		2	8	7	657.		350		275	200				
Kampschmitt O. M.	65	215		3500.	450.			4	4		5	15	10	697.		500		300	300				
Hoerman	20	65		1200.	75.			2	3		3	5	5	353.		160.		100	150				
Hoekler Mr.	30	81		1600.	125.		1		2				6	110.		300		400	100				
Hoerman	30	90		1800.	200.		2	1	3		4	5	1	375.		180		100	160				
Gietler Hg.	2	38		500.	30.		2		1				5	195.		314		200	150				
Sandost Moor.	30	50		1200.	170.		4		2		2	5	6	258.		174		250	280				
Schlacke Hg.	17	63		1200.	25.		2		2		2	2	2	225.		196		30	20				
Hoerman Alina	32	48		1200.	15.		1		1			10	4	120.		150		200					
Woser Fred.	40	80		1500.	60.		2		1					225.		200		100	100				
John	30	90		2000.	25.		2		2		4		12	335.		230		150	30				
Naughton Geo.	12	28		500.			2		1		1		9	165.		123		55	55				
Spudling E. M.	30	210		1000.	100.		2		2			1	5	280.		178		200	50				
Geo.	20	60		800.	20.			2	1				4	155.		100		200	40				
Hoekler Peter	35	165		2500.	350.		2	2	3		7	7	6	545.		500		40	120				
Hoerman Hg.	20	60		1000.	300.			4	4		2	7	9	460.		250		50	450				
Nelwick Mo.	50	30		1000.	50.	275.		2	2		1		9	260.		180	30	40	50				
Einstrubing Hg.	20	120		2500.	150.		3		2		4	4	12	466.		300		450	400				
Milmsker J. H.	20	200		3000.	60.		2		1		4	3	10	275.		200		200	100	50			
Henry	80	360		6000.	700.		4	1	4		10	10	8	735.		200	18	300	600	6			
Bohle Mr.	5	35		500.	10.				2		3		3	90.		28		30	60				
Hoekerman O. M.	21	19		800	20.		2		2		2		4	205.		100		100					
Jack Ernst H.	4			200.	10.				2		1		5	68.				65	40				
Schmeyer Hg.	40	80		2000.	230.	35.	4		2		3	16	15	579.		500		400	350				
Ossk Fred.	40	180		3200.	65.		2		3		3	10	19	375.		150		300	300				
Huppleman Frank	35	125		3000.	100.		2	1	4		2	6	30	570.		305		350	280				
Styre Felicit	6	24		600.					1				1	25.									
Wiley	15	15		600.	50.		2		1				19	300.		131		200	50			150	
Worn	10	30		500	10.		2							150.		100		100					
Hoerman Mr.	35	105		2000.	250.	25.	3		4		3	9	20	525.		253		250	250				
Wente Sr.	23	57		1000.	10.		2						6	230.		70		100	40				
Wiesthof Carl	15	65		1000.	10.		1		1		1	4	10	176.		83		80	50				
Hoekner Hg.	35	45		1200.	45.	35.	2	2	2		4	4	6	366.		267		200	100				
Kampschmitt M.	40	160		2000.	300.		2	2	4		6	13	12	680.		547		250	300				
Dand John.	25	135		2200.	50.	30.	2	1	3		5	3	18	240.		214		50	100				
Attorney John.	25	95		1500.	150.		2		2		1	7	7	300.		140	10	50	50	1			
Milmsker Aug.	40	200		3000.	100.		2	1	3		3	5	11	288.		235	12	170	125				
Staple Rud.	70	150		2500.	225.	250.	3		2		2		12	320.		515		150	100				
		117	3978	68300	5035	650	71	30	87	4	94	175	343	12278		8878	90	6715	6025	57			150

157208

State of Missouri, enumerated by me on the 1st 10th day of Sept., 1870.

Fred. W. Bell, Ass't Marshal.

YEAR ENDING JUNE 1, 1870.

	Cotton. Bales (450 lbs.)	Wool. Lbs.	Peas and Beans. Bush.	POTATOES.		Orchard products. Dolls.	Wine. Gallons.	Produce of Market Gardens. Dolls.	DAIRY PRODUCTS.			Hay. Tons.	SEED.		Hemp. Tons.	Flax. Lbs.	Flax-seed. Bush.	Silk cocoons. Lbs.	SUGAR.			BEES.		Forest products. Dolls.	Value of Home Manufactures. Dolls.	Value of animals slaughtered or sold for slaughter. Dolls.	TOTAL VALUE. Dolls.			
				Irish. Bush.	Sweet. Bush.				Butter. Lbs.	Cheese.* Lbs.	Milk sold. Gallons.		Clover. Bush.	Grass. Bush.					Hops. Lbs.	Maple. Lbs.	Cane. Hhds. (1,000 lbs.)	Molasses. Gallons.	Wax. Lbs.					Honey. Lbs.		
	25	26	27	28	29	30	31	32	33	34	35	36	37	38	39	40	41	42	43	44	45	46	47	48	49	50	51	52		
1		7		10		150.			80			3															100.	1135.	1	
2		20		25		15.			100			10															200.	1145.	2	
3		7		10					50			1										15					40.	255.	3	
4		15		10		20.			75			1															120.	405.	4	
5		30		30		10.			40			5															100.	545.	5	
6		13		30								1															90.	280.	6	
7		10		10					30			1										8					80.	580.	7	
8				30		8.			140			8										40					325.	1425.	8	
9		30		30					140			4										42					150.	690.	9	
10		30		30		40.			150			10															230.	995.	10	
11		35		20		10.			120			4										20					150.	665.	11	
12		20		20					100			4															130.	765.	12	
13		18		20					120			2										16					60.	315.	13	
14				30					150			10															110.	790.	14	
15				15		25.						6															100.	685.	15	
16		6		30		6.						2															90.	440.	16	
17		18		50		10.			30													18					700.	385.	17	
18																											30.	135.	18	
19		13							80			1														8.	80.	380.	19	
20				5					30													10					70.	220.	20	
21		25		10		150.			80			15															50.	1005.	21	
22		28		30					120			5										20					120.	920.	22	
23		28		40					60			8														10.	130.	850.	23	
24				5					40													20					140.	325.	24	
25									150			2										40					100.	425.	25	
26		26		12					150			18														10.	180.	1415.	26	
27		24		8					120			20														20.	140.	975.	27	
28		20							50			2										20					180.	805.	28	
29				100					100			2															150.	495.	29	
30				20								7															15.	315.	30	
31		14		10					60													15					160.	340.	31	
32																						12					70.	145.	32	
33				15					40																		50.	500.	33	
34				50					30																		81.	320.	34	
35				8					30																		30.	310.	35	
36				20								2													100.			595.	36	
37				40								4															50.	215.	37	
38		18		15					80			2										10				10.	90.	570.	38	
39				10					60																		100.	180.	39	
40				25					120																		150.	570.	40	
	455			823		444			2725			160														306	100	68	4341	23450

* This will include only such cheese as is made upon the farm. Milk sent to cheese factories will be regarded as milk sold off the farm.

SCHEDULE 3.—Productions of Agriculture in Warramoc Township, in the County of Franklin, in the Post Office: Sullivan



Name of Agent, Owner, or Manager.	ACRES OF LAND.			PRESENT CASH VALUE.		Total amount of wages paid during the year including value of board.	LIVE STOCK, JUNE 1, 1870.								PRODUCE DURING THE YEAR.								
	Improved.	UNIMPROVED.		Of farm.	Of farming implements and machinery.		Horses.	Mules and Asses.	Milk Cows.	Working Oxen.	Other Cattle.	Sheep.	Swine.	Value of ALL live stock.	WHEAT.		Rye.	Indian Corn.	Oats.	Barley.	Buckwheat.	Rice.	Tobacco.
		No.	Wood-land.												Other unimproved.	Dolls.							
1	2	3	4	5	6	7	8	9	10	11	12	13	14	15	16	17	18	19	20	21	22	23	24
Oller Jas.	30	90		1500	100		2	1	3		4		12	335		80		150	100				1700
Spicer Fred.	54	50	56	3000	200	100	2	4	4	2	10	21	40	835		297		200	150				
Cofer Moses A.	50			500	150		3	1	2	2	1		15	400		100		350	60				
Wohlring Paul	5	74		1200	50		1	1	1	2	1		14	265				110					
Bennet Bros.	100	140	60	6000	150		6	2	5	4	12	20	14	850		600		800	300				
Sinclair Geo. H.	70	30	60	2000	250	450	1	1	2		4	3	40	400		250		420	50				
Bell James	40	60	60	1000	100		4		5		4	18	35	580		150		250	50				
White Mrs.	40			800	50		1	1	1			2	13	250	80		160	200					500
Clark H. B.	50	140	250	4000	200		2		2		8		30	380		100		300	225				
McKenridge Jno.	165	275	200	10000	125	350	4		1		4		20	365	75	300		1000	500				
Clark A. M.	30	30	60	4000	80		2	1	1		4		15	300		150		250	50				
J. H.	80	20	60	4000	300	100	2		4		20		40	600		150		200	400				1500
Richardson Jno.	50	44	40	2000	500	50	1	2	1	2		27	20	390		200		300	55				
Oliver Jno. D.	50	30	50	2000	150		2		2				10	200		250		500	100				
Whitman Jno. C.	30	40	50	1200	250		1	2	1		3	15	6	285		55		250	80				
Gilbrace Wm.	25	30	95	1500	100			3	3		2		16	350	80		100						500
Mrs.	40	30	30	1000	125		2		4		5		9	300	50	25		150	100				
Spicer Saml.	25	90		1200	200		1	1	2			14	17	275		60		180	40				
Wilson Jno.	40	80	80	2000	150		3		2		1	10	20	330		45		200	150				
Pitts Jos.	30	50		800	80		2		1		3		14	235		75		100	300				
Anderson Wm.	45	30	225	3000	150		1	2	3	2	5		19	440		125		200	200				
Wm. H.	25	25	70	1000	50		3		2		1	11	24	350		25		250					
John	40	30	90	2500	70		2	1	3		4		12	335		120		140	100				
Jas.	35	50	35	2000	50		1	1	1			16	24	285		50		200	50				
Todd Wm.	70	130	180	3800	350	100	4		3		6	24	38	575		100		300	140				
Keller Lewis	40	30	100	1700	300		2		2			4	6	190	75		180	300					
Clark Benj.	50	60	160	2800	100		3		4		3		16	360	25	80		400	55				500
Jesse Jasper	45	55	100	2000	250		1	1	3	2	4		20	375	30	50		200	100				1800
Hendricks Enos	30	40	50	1200	100		3		1			7	18	280		100		100	150				600
Wm.	35	40	55	1400	250		2		2		2	16	10	250		40		250	45				2000
Sarkin Wm. C.	70	30	50	1500	400	200	2		1		3	11	28	350		200		350	400				
Boach Jno.	25	30	45	1000	150		3		2		2		12	280		55		180	75				1600
Taylor Mary	50	80	90	2200	200			4	3		4		21	370		80		400	100				2500
Gallagher Chas.	60	40	200	3000	250		3	1	4		3		40	540		200		400	180				
Doyle H. H.	35	40	25	1000	100		1	1	2			13	9	230		50		100	50				
Heays Wm. S.	45	30	75	1500	300		2		3			18	11	265		45		300	100				
Song Marion	60			600	100	125	1		1	2	1	4	7	175		220		250	300				
Zachariah	45			450	80		2		1		1		12	200		80		275	25				300
Jane Newton	28	32	140	2000	200		3		4		3	12	16	385		40		140	75				900
Phillips Peter	30	50	40	1200	150		2		2				20	350		25		200	20				800
		1867	2125	2881	85550	1910	1475	83	31	94	18	128	266	763	14510	415	4572	10785	5875				15200

State of Missouri, enumerated by me on the 5th to 8th day of Aug., 1870.
L. Frank Parker, Ass't Marshal.

YEAR ENDING JUNE 1, 1870.																									TOTAL VALUE.						
Cotton.	Wool.	Peas and Beans.	POTATOES.		Orchard products.	Wine.	Produce of Market Gardens.	DAIRY PRODUCTS.			SEED.			SUGAR.			BEES.		Forest products.	Value of Home Manufactures.	Value of animals slaughtered or sold for slaughter.	Estimated value of all farm production, including betterments and additions to stock.									
			Irish.	Sweet.				Butter.	Cheese.*	Milk sold.	Hay.	Clover.	Grass.	Hops.	Hemp.	Flax.	Flax-seed.	Silk cocoons.					Maple.	Clare.	Molasses.	Wax.	Honey.	Dolls.			
Bales (450 lbs.)	Lbs.	Bush.	Bush.	Bush.	Dolls.	Gallons.	Dolls.	Lbs.	Lbs.	Gallons.	Tons.	Bush.	Bush.	Lbs.	Tons.	Lbs.	Bush.	Lbs.	Hhds. (1,000 lbs.)	Gallons.	Lbs.	Lbs.	Dolls.	Dolls.	Dolls.	Dolls.					
25	26	27	28	29	30	31	32	33	34	35	36	37	38	39	40	41	42	43	44	45	46	47	48	49	50	51	52				
			100					90			1															50	525.				
	37		100		200			160			4										36					100	850.				
	10		25		250			50			7										20					60	700.				
			15																								75	133.			
	100		50		500			200			15															350	2175.				
	15		100		200	1200		50			4															100	2000.				
	80		125					200			8																200	650.			
	10		35								3																75	450.			
			10	40	100						7															45	125	700.			
			150		400						18															140	250	2125.			
			80								10																100	550.			
			50	20	150			160			9																140	1150.			
	125		100		100						12																300	1000.			
			45		250			50			4															85	125	988.			
	75		15	10							3															20	50	350.			
			40					90			4																115	375.			
			75		100			160			6																100	525.			
	70		15					50			3															40	150	400.			
	50		40		200						4																90	570.			
			35								1																75	330.			
			50		150			90			4																120	625.			
	50		15	20				50			8																35	325.			
			120	20				90			8															60	180	600.			
	75		25								3															15	35	450.			
	120		100		300			90			10															125	200	1050.			
	20		50		150			50			4																120	625.			
			25	25	200			160			7																180	875.			
			15		150						9																	175	800.		
	25		60								3																100	450.			
	80		80								1															45	125	680.			
	50		50		300						12																300	7325.			
			70								2																100	550.			
			35	10	150			90			4																180	960.			
			100		200			160			9																120	900.			
	65		40					50			3														20		110	350.			
	80		125		100			90			4																80	516.			
	20		15		300						6																140	1000.			
			25	15	150						4																75	550.			
	60		80					160			3																90	450.			
			100					50			6																150	500.			
	1217		2385	160	4100	1200		2390			233															651				5245	30127

* This will include only such cheese as is made upon the farm. Milk sent to cheese factories will be regarded as milk sold off the farm.

SCHEDULE 3.—Productions of Agriculture in Uranance Township, in the County of Franklin, in the Post Office: Sullivan

1	ACRES OF LAND.			PRESENT CASH VALUE.		7	LIVE STOCK, JUNE 1, 1870.								PRODUCE DURING THE									
	Improved.	UNIMPROVED.		Of farm.	Of farming imple-ments and ma-chinery.		Total amount of wages paid during the year, in-cluding value of board.	Horses.	Mules and Asses.	Milk Cows.	Working Oxen.	Other Cattle.	Sheep.	Swine.	Value of all live stock.	WHEAT.		Rye.	Indian Corn.	Oats.	Barley.	Buckwheat.	Rice.	Tobacco.
		No.	Woodland.													Other unim-proved.	Dolls.							
2	3	4	5	6	7	8	9	10	11	12	13	14	15	16	17	18	19	20	21	22	23	24		
1	Phillips Nath.	30	100	120	2500	80		4	4	6		17	450		50		200	145					400	
2	Stull Gus.	28	42	110	1800	150		3	2	2	6	15	310		60		150	50						
3	Auer Anton	35	55	120	2100	100		1	1	1	3	12	300		25		180	200						
4	Reed Geo.	120	120	160	6000	200	200	2	1			4	16	225		150		1200	300				3000	
5	Watts Sr.	30	80	90	2000	75		2	1		1	12	200		125		150	50						
6	Watts Jr.	50	60	190	3000	80	50	3	2	3	5	30	550		200		250	100					1000	
7	Fallone Wm.	27	53	100	1800	120		2	2	3		10	230		45		180	40						
8	Armistead Wm.	56	44		1000	200	75	1	1	2	2		14	220	100	40		200	100				300	
9	Geo.	38	52	60	1500	100		2	1	3	4	15	24	400		100		185	40					
10	Steel George	55	55	90	2000	250		2	2	3		20	280		75		300	140						
11	Mudcock Isaac	50	70	80	2100	100		4	3	4		40	525	80	50		400	65					800	
12	Murman Marion	51	69	60	1800	150		1	1	1	3	12	9	225	70	15		350	180					
13	Winters	55	100	125	3600	300	125	3	2	3	5	17	27	660		180		275	300					
14	W. J.	70	30	200	3000	200	200	5	6	12		44	740		100		600	400					900	
15	Reed Jas.	25	55	40	1000	150		1	1	2		15	200		100		200	50						
16	Sevigneux Eugene	60	140	100	3000	200	175	2	2			20	13	255		90		400	100					
17	Bryan Geo.	25	75		1000	100		1	1	1		17	4	200		30		150	45					
18	Grasdel Jonathan	80	40	80	2500	250	150	4	3	2		14	365		95		700	300						
19	Daniels Frank	60			600	50	100	1	1	1	3	15	7	230	40	50		450	185					
20	Wiche Geo. W.	30	60	30	1200	300		2	1	2	5	14	225		70		290	75						
21	Elliot Wm.	25	50	150	2300	150		1	2	2	1	28	21	400		45		150	50					
22	Hausen Patrick	40	30	80	1500	100		3	3	4		12	325		30		200	80						
23	Straser Amos	50	100	130	2800	200		1	1	4	2	3	17	375		200		200	100					
24	Bronson Geo.	30	30	140	2000	150		3	1			4	6	215		100		300	30					
25	McCormick Wm. J.	28	52	200	2800	150		2	1	2		17	23	360		50		150	75				400	
26	Armistead Wm.	18	22	20	500	50		1	1	2	4	10	12	270		100		125					700	
27	Brown Josiah	15	48	37	1000	100		2	1			4	25	260		40		80					1500	
28	Armistead Thos. J.	14	58	28	1000	80		1	1	1	2	5	10	310				175					300	
29	Park Ebenezer	45	30	125	2000	100		1	2	2	4		17	350		140		80	200				1700	
30	Thosmer Fay.	30	100	30	1500	75		3	1			14	7	240		35		200	45				150	
31	Miller Michl.	40	20	20	800	50		2	1	1	4	16	245		80		175	100					1600	
32	Hennick Coleman	50	30		1000	150		2	1	1	15	12	225	50	100		300	115						
33	Swindle Adam	30	20	30	800	70		1	1	3	2		10	250		100		240	50					
34	Burgen Jas.	25	40	15	800	50		3	1			14	26	340		60		150	35					
35	Geo. W.	40	25	25	800	100		1		2	1	6	11	175		50		200	75					
36	Smoky Anton	30	40	30	1000	200		2	2	4		13	255		80		155	60						
37	Wink Geo.	60	30	90	1800	250	150	3	1		3	12	275		200		300	400					400	
38	Umsgrove Jos.	25	40	25	900	150		1	1	2	1	14	6	230		125		175	40					
39	Blodso Verubin	60	25	60	1600	200	100	2	3	5		17	300		50		700	200					1800	
40	Wife Jas.	40	30	30	1000	100	200	3	2	2		21	345		100		300	45					1500	
		1670	2120	3020	71400	5630	1625	81	22	77	10	98	250	659	12535	340	3335	11165					11450	

State of Missouri, enumerated by me on the 8th to 12th day of Aug., 1870.

Frank Parker, Ass't Marshal.

YEAR ENDING JUNE 1, 1870.																																																			TOTAL VALUE.
Cotton.	Wool.	Peas and Beans.	POTATOES.		Orchard products.	Wine.	Produce of Market Gardens.	DAIRY PRODUCTS.			Hay.	SEED.		Hops.	Hemp.	Flax.	Flax-seed.	Silk cocoons.	SUGAR.		Molasses.	BEES.		Forest products.	Value of Home Manufactures.	Value of animals slaughtered or sold for slaughter.	Estimated value of stock on hand.																								
			Irish.	Sweet.				Butter.	Cheese.*	Milk sold.		Bush.	Bush.						Lbs.	Tons.		Lbs.	Bush.					Bush.	Lbs.	Hds. (1,000 lbs.)	Gallons.	Lbs.	Lbs.	Dolls.	Dolls.																
25	26	27	28	29	30	31	32	33	34	35	36	37	38	39	40	41	42	43	44	45	46	47	48	49	50	51	52																								
			45	40				160			5																100	330.																							
	30		50								1																80	262.																							
	50		100			250					3																120	625.																							
	20		95	75	300						20										150					400	2350.																								
			15	45	150			90			10										20					150	975.																								
			60	15							7																125	450.																							
			30								4																80	275.																							
			140		400			90			8																150	925.																							
	75		70					50			5										40						125	475.																							
			65		200			110			4																85	600.																							
			20		150						3																140	775.																							
	60		35		250						4																100	750.																							
	80		75	25	300			90			7																140	1025.																							
			50	20	200			240			9																200	1300.																							
			30	45							6																100	425.																							
	100		120		250	300					15																150	1300.																							
	80		80								4																75	300.																							
			140		300			90			12										200						180	1300.																							
	75		75		200						10										45						125	1000.																							
	25		45								7																100	450.																							
	150		50					50			4										15						35	300.																							
			80		150			90			4																185	550.																							
			45	50	250			180			6										25						150	875.																							
	20		15	25							3										40						125	450.																							
	80		60	10							4																90	410.																							
	50		40					50			1																45	350.																							
	20		25								3																100	450.																							
			10	15							1																95	250.																							
			20	10	200						3																75	850.																							
	70		15								4										60						140	450.																							
	20		70		150						1										30						125	775.																							
	75		25		200						9																115	800.																							
			45					90			4																120	400.																							
	70		10	15							3																95	325.																							
	30	40	40	20	150						4																180	600.																							
			15								6										45						100	400.																							
	15		45		200						5																150	1050.																							
	70		80					50			4																110	450.																							
			100		300			90			9																200	1350.																							
			75		200	150		50			7										140						125	1150.																							
1265			2205	410	4500	700		1570			229									810						5085	28127																								

* This will include only such cheese as is made upon the farm. Milk sent to cheese factories will be regarded as milk sold off the farm.

SCHEDULE 3.—Productions of Agriculture in Urescum Township, in the County of Franklin, in the

Post Office: Hullman



Name of Agent, Owner, or Manager.	ACRES OF LAND.			PRESENT CASH VALUE.		Total amount of wages paid during the year, including value of board.	LIVE STOCK, JUNE 1, 1870.								PRODUCE DURING THE									
	Improved.	UNIMPROVED.		Of farm.	Of farming implements and machinery.		Horses.	Mules and Asses.	Milch Cows.	Working Oxen.	Other Cattle.	Sheep.	Swine.	Value of all live stock.	WHEAT.		Rye.	Indian Corn.	Oats.	Barley.	Buckwheat.	Rice.	Tobacco.	
		No.	Wood-land.												Other unimproved.	Dolls.								Dolls.
1	2	3	4	5	6	7	8	9	10	11	12	13	14	15	16	17	18	19	20	21	22	23	24	
Collins Geo.	120	20	40	500	50		1	1	2		2		13	240		25		100	25					
Green Wm.	30	40	50	1200	100		2		2		4	10	10	260	15	20		200	50					
Weller Geo. J.	40	120		1400	125		1	2	1		3	4	18	325		50		180	200					
Stratton Wm. S.	25	15		1000	80		3		2		5		14	330		45		150	55				1500	
Wenson Mrs. H.	8	152		1800	150			2	4		1		10	280				90					400	
Jameson Peter B.	40	35	5	1500	100		2		1	2	3	6	12	280	25	40		200	100					
Jones Howard	25	15		800	50			3	2		1	4	10	300		50		100	50					
Salvest Chas.	35	15		1000	80		2		3		5	12	15	325		100		140	60					
Peterson Abram	30	10		1500	125		4		2		4		9	340		125		100	75				450	
Wernette G.M. S.	25	15		1400	100		1	1	1		1	6	28	300		80		200	35					
Harrison Inc.	40	30	10	1500	80		4		3		3		30	460	75	40		150	50					
Hogues Chas. S.	50	30	20	1800	100			3	2		6		40	490		200		300	100					
McAllister Jesse	35	55		900	75			2			4	15	25	315		45		250	140					
McDaniels J.E.	180		20	1000	50	200	3	1	4		3		14	430	50	100		400	600					
Porter Wm. K.	20	140		1200	100		1	2	1		3		6	260		50		100						
Steel Wm.	55	25		1500	125			3		2	2		18	340		125		200	50					
Bell Isiah	35	5		1000	80		2	1	2			20	40	425		45		150	60				300	
Brown A.J.	40	40		1500	150		3		1		4	5	9	270		100		250	100				500	
Therman Alex. G.	130	10		900	75		1			2			18	190		100		140	25				700	
Smith Dan S.	25	55		1000	100		2		1		1		12	180		45		100	50				1000	
Coate Luther G.	40	120		1200	125		3		2		1	14	15	420		140		200					1800	
Nelson Jas.	60	80		1800	200			4	2		3		25	450		125		400	100					
Himmel Geo. S.	60	20		1600	100	125		2		2	3		38	390		200		500	55					
Tommsen Wm. H.	45	55		1200	80		4		4		1		25	435		50		160	200				3000	
Hansen Godfrey	15	105		1000	150		2		1		4		6	200				180	45					
Hart B. E.	35	25	40	1200	125		3		2		1		5	260		60		150	125					
Lock Edwin	20	60		1200	100		1	1	1		1		35	335		25		200	125					
Sumus Eli W.	70	90		2500	200	275	1	2	3		7	8	20	430		140		1100	500				500	
Giles Thos.	70	10		1800	125	150	5		2		5	15	30	570		200		200	400				1500	
Lawford Ed. W.	25	135		1000	80		2		1	2			15	250	35			140	55					
Shaw Silas	40	40		1000	100		1		3		1		30	285	25	50		200	45				600	
Wulfer Harrison	35	85		1800	150		3	1	2		4		45	525	40	40		125	25				300	
I hereby certify that the foregoing returns have been well and truly made, and that the enumeration of population is full and correct, and all the facts required by law, have been fully collected according to the tenor of my oath of office.																								
Wm. Hayes (6) Secy																								
L. Frank Parker																								
Ass't Marshal																								
1203 1652 185 4200 2400 750 57 31 57 10 86 119 140 10840 265 2415 7055 2500 12500																								

State of Missouri, enumerated by me on the 12th day of Aug., 1870.
L. Frank Parker, Ass't Marshal.

YEAR ENDING JUNE 1, 1870.

Cotton.	Wool.	Peas and Beans.	POTATOES.		Orchard products.	Wine.	Produce of Market Gardens.	DAIRY PRODUCTS.			Hay.	SEED.		Hops.	Hemp.	Flax.	Flax-seed.	Silk cocoons.	SUGAR.		Molasses.	BEES.		Forest products.	Value of Home Manufactures.	Value of animals slaughtered or sold for slaughter.	Estimated value of all farm production, including betterments and additions to stock.		
			Irish.	Sweet.				Butter.	Cheese.*	Milk sold.		Clover.	Grass.						Maple.	Cane.		Wax.	Honey.						
Bales (450 lbs.)	Lbs.	Bush.	Bush.	Bush.	Dolls.	Gallons.	Dolls.	Lbs.	Lbs.	Gallons.	Tons.	Bush.	Bush.	Lbs.	Tons.	Lbs.	Bush.	Lbs.	Lbs.	Hds. (1,000 lbs.)	Gallons.	Lbs.	Lbs.	Dolls.	Dolls.	Dolls.	Dolls.		
25	26	27	28	29	30	31	32	33	34	35	36	37	38	39	40	41	42	43	44	45	46	47	48	49	50	51	52		
			40	8				50			2															75	200.	1	
	50		20	15				50			4															50	365.	2	
	20		35		100						6															140	550.	3	
			100					50			3										25					60	500.	4	
				20				160			2															50	500.	5	
	25		20	15	50						6										45					125	500.	6	
	20		30					50			1										60					150	350.	7	
	50		100					90			7															200	625.	8	
			10	25				50			4															100	450.	9	
	25		40								1															95	300.	10	
			25		150			90			5										85					125	600.	11	
			125		200	300		50			3															150	850.	12	
	75		45								8										50					100	500.	13	
			125	50	400			160			15															300	1525.	14	
			40	60							3															50	250.	15	
			15	20	250						2										50					160	700.	16	
	100		40					50			5										15					100	425.	17	
	25		25		150						1															180	675.	18	
			60								5										65					150	550.	19	
			100								1															130	425.	20	
	20		50		150			50			7															95	850.	21	
			25	10	250			50			4															70	525.	22	
			140		200						15															200	1075.	23	
			20	15				160			4															150	850.	24	
			50								1															100	225.	25	
			10					50			6										80					140	451.	26	
			60								4															90	325.	27	
	40		180		300			90			7															160	1500.	28	
	75		50	40	250			50			20										185					250	1350.	29	
			15	10							4										30					100	300.	30	
			25		200			90			10															150	775.	31	
			100		50						3										45					90	375.	32	
																													33
																													34
																													35
																													36
																													37
																													38
																													39
																													40
	525		1720	288	2700	300		1390			119															4000	19441		

* This will include only such cheese as is made upon the farm. Milk sent to cheese factories will be regarded as milk sold off the farm.

SCHEDULE 3.—Productions of Agriculture in Pririe Township, in the County of Franklin, in the Post Office: Amerville

Name of Agent, Owner, or Manager.	ACRES OF LAND.			PRESENT CASH VALUE.		Total amount of wages paid during the year, including value of board.	LIVE STOCK, JUNE 1, 1870.								PRODUCE DURING THE YEAR.								
	Improved.	UNIMPROVED.		Of farm.	Of farming implements and machinery.		Horses.	Mules and Asses.	Milch Cows.	Working Oxen.	Other Cattle.	Sheep.	Swine.	Value of all live stock.	WHEAT.		Rye.	Indian Corn.	Oats.	Barley.	Buckwheat.	Rice.	Tobacco.
		No.	Wood-land.												Other unimproved.	Dolls.							
	No.	No.	No.	Dolls.	Dolls.		Dolls.	No.	No.	No.	No.	No.	No.	Dolls.	Bush.	Bush.	Bush.	Bush.	Bush.	Bush.	Bush.	Lbs.	Lbs.
1	2	3	4	5	6	7	8	9	10	11	12	13	14	15	16	17	18	19	20	21	22	23	24
Boyd Geo. W.	50	68	50	2000	250	200	5	2	2	5	17	35	700		400		300	100					400
Fring Geo. B.	60	70	50	2500	200		5	3	2	10	31	40	880										
Wells Geo.	30	10		400	25		1	1	1		2	100		250		200							
Sewis Danl. R.	14			200	20		3	2	2	7	19	19	340		150		100						100
Musick M.	33			600	15		2	2	1	9	10	240		300		200	100						
Key Joshua	12			200	5			2	1	2	4	4	200		60		150						
Davidson M.	15	55	10	800	15			2	1	2	3	12	250		60		150						
Emmons Seth	60	160	100	3200	80		5	5	2	6	10	34	750		300		250						
Green Geo. B.	50	250		6000	75	250	5	1	3	2	3	32	675		300		500	200					
Kepler Poth.	16	64		1600	50		3	2	4	14	14	375		75		100							
Deming Robt.	45	150		2000	60		5	3	8	15	12	640		200		200	100						
Sewis Cyrus	50	137		2000	250	100	5	2	2	3		60	750		300		600	300					500
Williamson J. H.	45	35		1200	80		2	2	3	2	20	25	565		200		250	150					100
Bole Plato	50	30		1200	40		3	2	3	10	20	375		350		400	100						600
Shullins Jas. M.	12	28		500	25		1	2	2	2		15	300		100		200						
Wagner Geo.	20	40	20	800	50		2	1	3		12	225		250		300	100						
Gravecomb Poy.	40	30	90	1500	30		1	2	2	5	12	10	383		300		250	150					
Stannings A. H.	35	25	30	900	40		1	2	3			14	300		250		300	200					
Pasch	30	35	25	900	15		2	1	3		6	300		350		300	200						100
Martin J. R.	40	20	30	1100	25	50	1	2	4		20	250		300		500	150						
Hanilton W. D.	50	20	30	1200	60		3	2	2	15	15	350		400		500	200						200
Bardeau Jas.	20	30	30	800	75			1	2	2	1	12	275		100		200	150					
Jos.	15	20	5	500	80		2	3	2		16	320		100		100							
Elliot Winwood	30	20	30	1000	100		1	1	1	2	12	17	300		200		200	100					
Stannford Dan	25	30	25	1100	25		3	1	4	19	6	336		200		100							
Worren Jas. J.	40	30	90	1800	200		2	1	3			24	340		300		400						
Richardson Geo.	30	20	30	1000	75		1	2	1	2		14	300		200		300	100					
McDermott Poth.	15	30	35	800	50		3	2	3	4	24	370		100			200						
Evans Lorenzo	40	30	30	1000	80			1	2			8	200				300	200					100
Oliver Geo.	35	30	55	1100	100		2	1	4		17	265		200		150	100						
Warks Gordon	40	30	50	1200	120		2	3	2	16	31	400		350		300							400
Dugan Jerry	10	20	10	500	50		1	1	1	1		14	210		70		100						
Waupin Wm.	30	40	50	1200	100		1	2	3	5		16	375		150		100	100					
Weidman Jacob	25	55	40	1000	80		2	2		7	10	325		200		200							
Houley Jas. E.	20	30	30	800	25		2	3	1	14	9	275		150		200							
Rogers Elijah	35	35	10	1000	40		1		2			6	280		350		150						
Johns Saml.	30	40	50	1300	60		4	2	3		15	360		200		300	150						
Montgomery W. J.	40	30	70	1400	50		2	1	1	16	10	250		200		400	200						
Sugar Jozey	45	50	65	1800	150	300	1	1		5	13	150		300		250	150						600
Martin Alex.	50	90	40	3000	200		4	3	2		16	370		400		300							
		1302	1892	1180	53,000	3,070	900	89	22	78	18	104	260	189	44,649	8,665	9800	3,500					3,100

State of Missouri, enumerated by me on the 14th 10 19th day of Aug, 1870.

L. Frank Parker, Ass't Marshal.

YEAR ENDING JUNE 1, 1870.

Cotton. Bales (150 lbs.)	Wool. Lbs.	Peanut Denus. Bush.	POTATOES.		Orchard products. Dolls.	Wine. Gallons.	Produce of Market Gardens. Dolls.	DAIRY PRODUCTS.				SEED.		Hops. Lbs.	Hemp. Tons.	Flax. Lbs.	Flax-seed. Bush.	Silk cocoons. Lbs.	SUGAR.		Molasses. Gallons.	BEES.		Forest products. Dolls.	Value of Home Manufactures. Dolls.	Value of animals slaughtered or sold for slaughter. Dolls.	TOTAL VALUE. Dolls.
			Irish. Bush.	Sweet. Bush.				Butter. Lbs.	Cheese.* Lbs.	Milk sold. Gallons.	Hay. Tons.	Clover. Bush.	Grass. Bush.						Maple. Lbs.	Cane. 1000 lbs.		Wax. Lbs.	Honey. Lbs.				
25	26	27	28	29	30	31	32	33	34	35	36	37	38	39	40	41	42	43	44	45	46	47	48	49	50	51	52
	80		25		300			50			6										40					200	1275.
	150		30	5	250			90																		75	1150.
			20								5															100	500.
	30		15								7															80	400.
	40		20			200					8										50					60	900.
	20		30								3															80	250.
	10		20								5															40	250.
	50		12					150			4															40	525.
			40	6	500			90			5															250	1400.
	65		30					50			3															100	300.
	75		15					90			4										60					60	500.
			40		300			50			10										40					200	1400.
	100		20					110			12										30					80	700.
	50		30								6															50	800.
			15								8															75	375.
			10								5															80	550.
	60		20								8										20					60	690.
			12					90			10															70	675.
			10								8										40					100	800.
			10								20										60					80	1000.
	75		18	8							8															50	925.
			15			500					7															60	900.
			10			300					3															40	525.
	60		14								4															35	450.
	95		15								5															40	400.
			20								8															50	650.
			25								10															60	575.
	20		20								3															45	300.
			30	10							8															75	425.
			25								10															60	525.
	80		20								15										45					70	800.
			10								3															50	200.
			20					90			10															30	425.
	35		10			400		50			6															45	850.
	70		15					100			8															50	450.
			12								5															75	475.
			10								6															70	550.
	80		15								8										60					65	700.
	25		12								10															80	800.
			10					100			8															40	700.
	1270		750	29	1350	1400		1110			280									445					2970	26065	

* This will include only such cheese as is made upon the farm. Milk sent to cheese factories will be regarded as milk sold off the farm.

State of Missouri, enumerated by me on the 19th to 22nd day of Aug., 1870.

L. Frank Parker, Ass't Marshal.

YEAR ENDING JUNE 1, 1870.																									TOTAL VALUE.						
Cotton.	Wool.	Peas and Beans.	POTATOES.		Orchard products.	Wine.	Produce of Market Gardens.	DAIRY PRODUCTS.			SEED.			Hops.	Hemp.	Flax.	Flax-seed.	Silk cocoons.	SUGAR.		Molasses.	BEES.		Forest products.	Value of Home Manufactures.	Value of animals slaughtered or sold for slaughter.	Estimated value of all farm production, including borrows and additions to stock.				
			Irish.	Sweet.				Butter.	Cheese.*	Milk sold.	Hay.	Clover.	Grass.						Maple.	Cane.		Wax.	Honey.								
Rates (50 lbs.)	Lbs.	Bush.	Bush.	Bush.	Dolls.	Gallons.	Dolls.	Lbs.	Lbs.	Gallons.	Tons.	Bush.	Bush.	Lbs.	Tons.	Lbs.	Bush.	Lbs.	Lbs.	Hds. (1,000 lbs.)	Gallons.	Lbs.	Lbs.	Dolls.	Dolls.	Dolls.	Dolls.				
25	26	27	28	29	30	31	32	33	34	35	36	37	38	39	40	41	42	43	44	45	46	47	48	49	50	51	52				
			30					60			6										40					30	375.	1			
			25	4	250	300		60			8										30					55	975.	2			
			15					90			10																70	800.	3		
	90		20			400		110			7																80	1100.	4		
			40								8																	100	600.	5	
			15					90			12										45						60	800.	6		
	80		30	3	150			40			7																50	950.	7		
	75		25					50			10																	90	700.	8	
			10								8										35							75	450.	9	
			12					90			10																	100	625.	10	
			20					50			6																	50	400.	11	
	200		25	5	300			160			8										30							60	1100.	12	
			30					160			5																	45	750.	13	
	80		20	3	400						6																	50	1050.	14	
			25								8																	60	625.	15	
	30		30								12										40							75	800.	16	
	35		20								10																	70	575.	17	
	80		25								6										25							100	500.	18	
	25		20								5																	40	400.	19	
	90		25								8																		60	575.	20
			15								6										30							50	412.	21	
	50		10	7	500						10																	45	1075.	22	
			10								8																	30	250.	23	
	20		18								7																	60	450.	24	
			15		450						6																	80	825.	25	
	100		20								8										20							50	500.	26	
	100		25								5																	40	500.	27	
			30		250			90			10																		65	900.	28
			20					50			15																		40	600.	29
			15					50			12																		45	500.	30
	100		12					50			5										50							50	500.	31	
			10		200						6										20								35	800.	32
			8								7										40								70	500.	33
	80		14								10																		55	680.	34
	60		12					160			9																		75	600.	35
			15		300			50			8										80								60	975.	36
	30		10								3																		40	233.	37
			20		250			90			5																		45	1000.	38
	75		10		350						8																		30	700.	39
			40		200			120			7																		60	850.	40
	1400		791	22	2750	1550		1120			315									440							2345	27.100			

* This will include only such cheese as is made upon the farm. Milk sent to cheese factories will be regarded as milk sold off the farm.

SCHEDULE 3.—Productions of Agriculture in Prairie Sp., in the County of Franklin, in the

Post Office: Saint Clair

1	ACRES OF LAND.			PRESENT CASH VALUE.		7	LIVE STOCK, JUNE 1, 1870.								PRODUCE DURING THE																				
	Improved.	UNIMPROVED.		Of farm.	Of farming implements and machinery.		Total amount of wages paid to laborers, including value of board.	Horses.	Mules and Asses.	Milch Cows.	Working Oxen.	Other Cattle.	Sheep.	Swine.	Value of all live stock.	WHEAT.		Rye.	Indian Corn.	Oats.	Barley.	Buckwheat.	Rice.	Tobacco.											
		No.	Wood-land.													Other unimproved.	Dolls.								Dolls.	No.	No.	No.	No.	No.	No.	No.	Dolls.	Spring.	Winter.
		No.	No.													No.	Dolls.								Dolls.	No.	No.	No.	No.	No.	No.	No.	Dolls.	Bush.	Bush.
2	3	4	5	6	7	8	9	10	11	12	13	14	15	16	17	18	19	20	21	22	23	24													
1	Perry Lewis	40	30	130	3000	150	100	6	4	3	7	29	600		250		250	100					100												
2	Myatt Arnold	25	30	25	1000	50		2	1		1		13	220	200		100																		
3	Lewis Inc.	15	25		500	20		2	1	2	1	9	300	100		200																			
4	Wartlesburg S.	40	20	25	1000	75		2	3	2			14	260	200		300	150					200												
5	Whorshill Leon.	30	40	50	1200	80		1		2			7	200	150		150	200																	
6	Geo. W.	20	30	30	800	30		3	3	4	16	24	450	100		120	150																		
7	Cassady Inc.	40	20	60	1200	100		3	2	1		17	300	250		200	100																		
8	Lewis Danl	45	35	40	1500	120		2	1	4		10	250	300		400																			
9	Purst Inc. M.	25	15		800	50		2	1	3	1	20	14	375	150		200	100					400												
10	Emblich Fey.	30	40	50	1200	100	50	1	2	1			12	265	200		150	100																	
11	Worshon Felix	20	30	30	800	25		1		2	1		16	255			250																		
12	Keall Mrs.	40	30	50	1200	75		2	2	1	9	24	300	250		300	150						200												
13	Wolman Chas.	35	40	55	1400	100		1	2		2		15	275	200		150	100																	
14	Inge Wm	10	15	55	800	30		4	2	3	16	14	420				150																		
15	Bishop Wm	25	60	35	1500	125		2	1		1		20	250	250		100	100																	
16	Penny	10	30	40	800	50		2	2			9	6	200			200																		
17	Jas.	20	15	5	600	40		2	1	3			18	300			300																		
18	Strait David	30	40	50	1200	80	150	4	2	1	19		330	200		150	200																		
19	James Fey.	40	30	20	1000	75		2	1	1	2	3	38	475	300		200	100																	
20	Allison Inc.	45	35	80	1800	100		3	2	1	18	12	360	450		300	200																		
21	Kornelerson Jas.	20	30	30	1000	80		2	3	2		14	280	100		150																			
22	Wuschet Chas	50	50	60	1000	150	75	5	4	3	16	19	525	300		250	150						200												
23	Audron Wm.	25	45	30	1000	75		2	1	2		16	240	200		150	100																		
24	Phillips Fey.	40	30	70	1200	100		4	2		6	40	500	250		200	150																		
25	Johnson Isaac J.	60	20	40	1500	50		3	4		16	24	425	300		250	150																		
26	Hewett Jerry	35	45		1000	50		2	1	3		14	225	200		400	100																		
27	Williams Jacob	30	50	40	1200	40		2	1	2	2		25	425	150		600	100					400												
28	Duncan Wm.	15	30	35	1000	25		3	1	4		18	320	100		50																			
29	Bennet Alot	60	50	50	2000	75		2	3	2	18	10	300	350		200	100																		
30	Howard Adelt	20	30	30	1000	50		3	2	5	16	32	500	100		300	120																		
31	Lawrence Thrid.	15	30	35	800	25		1	1	2	2		50	400	50		200																		
32	Smith Edw.	40	35	45	1200	30		2	1	3		14	225	250		300																			
33	Mc Kee Harrison	30	35	55	1500	75		3	1	4		18	325	200		150	100																		
34	Hollins Inc.	30	20	25	1100	50		2	2	2		13	300	150		200																			
35	Emery Alf.	50	30	80	2300	100	50	3	1	2		16	300	300		500	200						200												
36	Todd Edwin W.	25	50	45	1500	80		1	1	4	1		24	325	200		300	100																	
37	Ballu Inc. J.	50	40	70	1800	150		2	3	4	20	9	350	400		200	100																		
38	Clark Fey. G.	30	60	30	1200	75		2	1	2		16	230	200		150	50																		
39	Warner Oliver	40	50	30	1500	120		1	1	1	1		30	300	300		500	100					400												
40	Mc Lane Inc.	60	30	70	2000	150	100	4	3	7		28	500	400		600	200						600												
		1310	1370	1710	60100	3025	525	74	34	75	14	76	228	720	8050		9820	3570					2700												

State of Missouri, enumerated by me on the 22nd day of Aug., 1870.


L. Frank Parker, Ass't Marshal.

YEAR ENDING JUNE 1, 1870.

Cotton.	Wool.	PEAS AND BEANS.			POTATOES.		Orchard products.	Wine.	Produce of Market Gardens.	DAIRY PRODUCTS.			SEED.		Hops.	Hemp.	Flax.	Flax seed.	Silk cocoons.	SUGAR.			BEES.		Forest products.	Value of Home Manufactures.	Value of animals slaughtered or sold for slaughter.	TOTAL VALUE.		
		Bales (50 lbs.)	Lbs.	Bush.	Bush.	Bush.				Dolls.	Dolls.	Dolls.	Lbs.	Lbs.						Gallons.	Tons.	Bush.	Bush.	Lbs.					Tons.	Lbs.
25	26	27	28	29	30	31	32	33	34	35	36	37	38	39	40	41	42	43	44	45	46	47	48	49	50	51	52			
	30		25			400			120			5									30					75	1000.	1		
			15									6															50	400.	2	
	40		10									4															45	300.	3	
			20						90			8										40					40	600.	4	
			10									10															60	500.	5	
	80		18									7										30					70	450.	6	
			20									10										50					80	650.	7	
			10									8										60					75	700.	8	
	100		15						90			6															50	525.	9	
			10			300						10										75					100	900.	10	
			12	5	200	500																					25	825.	11	
	40		15									8															60	675.	12	
			10									7															50	450.	13	
	80		12									9															75	325.	14	
			20									10															50	550.	15	
	40		15									8															35	250.	16	
			18	3					90			9										45					25	350.	17	
	100		20			400						12										40					70	1075.	18	
			15									7															80	600.	19	
	90		30									8															75	900.	20	
			25						100			10															50	350.	21	
	80		20			250			120			6										30					85	1000.	22	
			15									10																70	525.	23
	30		10									7															60	575.	24	
	80		18	6					110			5															100	700.	25	
			20									7															45	475.	26	
			25									8										60					75	725.	27	
			10									6															40	250.	28	
	90		20									12															80	800.	29	
	80		10									8															50	500.	30	
			16									10															60	350.	31	
			20	8								9															70	600.	32	
			15									8															45	475.	33	
	60		20									10															75	500.	34	
			25									15										40					80	950.	35	
			15	5					120			15															90	700.	36	
	100		30						90			8															50	750.	37	
			25									10															70	500.	38	
			20									7															60	775.	39	
			15						90			8															65	1000.	40	
	1120		194	27	200	1850			1020			331									500					2510	24525			

* This will include only such cheese as is made upon the farm. Milk sent to cheese factories will be regarded as milk sold off the farm.

SCHEDULE 3.—Productions of Agriculture in Prairie Township, in the County of Franklin, in the
 Post Office: Greenfield



Name of Agent, Owner, or Manager.	ACRES OF LAND.			PRESENT CASH VALUE.		Total amount of wages paid from the 1st of January to the 31st of December, including value of board.	LIVE STOCK, JUNE 1, 1870.								PRODUCE DURING THE YEAR.								
	Improved.	UNIMPROVED.		Of farm.	Of farming implements and machinery.		Horses.	Mules and Asses.	Milk Cows.	Working Oxen.	Other Cattle.	Sheep.	Swine.	Value of all live stock.	WHEAT.		Rye.	Indian Corn.	Oats.	Barley.	Buckwheat.	Rice.	Tobacco.
		No.	Woodland.												Other unimproved.	Dolls.							
1	2	3	4	5	6	7	8	9	10	11	12	13	14	15	16	17	18	19	20	21	22	23	24
Mossick Joel	70			1400	50		2	4	2	6	14	35	600		300		400	200					150
Murman Wm.	60	20	80	1600	100		8	9	2	26	35	40	1500		300		250	150					200
Billard Jos.	80	100	100	5600	120	200	4	4	4	5		17	660		500		400	250					
Hoyhurst Isaac	65	95		3200	40		3		3		4	8	425		250		500	200					
Sibbing Fey.	80		93	4000	200	100	2	1	2		5	6	425		450		500	200					250
Bole Wm. D.	25		53	800	100		2	2	1	2	3	2	500		150		200	100					
Steph.	20		20	500	50		3		1	2	2	20	475		200		200						
Josephson Francis	16			1800	20		2		1				125				50						
Woodcock G.	17			210	10		1	1		4			300				200						
Tisher J. G.	25	20		700	40		1		3				125		150		250						
Jos.	50	20		1500	30		1	2	5		8	15	400		250		300	100					150
Benj.	50			1500	50		1	1	1				200		200		500	150					100
Geo. F.	15			450	25		2	1		2			300				200						
Prince Geo.	50	80	110	3200	80		3		5	4	4		700		300		150	100					
Woodcock Geo.	40	50	90	2500	75		4		2		2	15	375		250		200	200					
Jessi	45	30	85	1800	50		1	3	2	4	1		550		300		150	100					100
Salvat M. G.	50	40	70	2000	80	100	2		1		3		250		350		400	150					200
Whitworth Wm.	20	50	50	1200	60			1		2			150		200		150	100					
Musphy Mack.	25	80	55	1500	50		3		2			25	350		220		300						
Hopkin Patk.	75	100	45	3500	100		4		5		9		775		400		400	100					
Palmer Fey.	25	80	55	1500	25		1	2	3		1		425		150		200	100					
Powell Thos.	20	30	30	1000	20		4		2		3	20	450		100		300	120					
Soleman Chas.	40			800	15		1	1	1		2		210		125		250	100					100
Waller Jas.	35			700	20			1		4			330		150		200	125					200
Wagler Daniel	20			400	10		2		2	2		8	350		100		150	200					
Watson John	30			600	15		1		1		3		175		200		150	100					
Schroft Fey.	45			900	10		1			1			125		350		200	120					150
Phillips Geo.	60			1200	20	150	2	1	1	4			425		400		300	150					
Wheel Saml.	40			800	5		3		2		1		400		250		150	150					
Wain Eli	35			700	10		1		1	2	0	16	250		300		400						
Jos.	30			600	10		1			2		4	200		250		300	100					
Jessi	40			800	15		2	1	3	4	8		600		200		250	100					
Gunn Jas.	45			900	20		2		3		5		340		300		200	200					
McKee Sylex	40	70	50	1800	50		1	2	2	2			375		200		350	150					
Howard Wm.	30	50	40	1200	25		6		3	4	1		650		200		150						
Horner Geo.	50	60	70	2100	60	100	3		2		5	16	450		300		250	200					
Priest Geo.	35	85	40	1800	50		1	1	2	4	1	13	475		250		200	250					
David	30	75	55	1600	30		2		1		2	4	250		200		150	100					
Steger Wm.	25	80	55	1500	25		3		2		1		240		150		300						
Wasson Wm.	40	80	120	2400	80		1			2		15	260		150		500	200					
		1570	1295	1218	62210	1845	150	87	21	82	59	111	236	1446	9095		11650	4565					1530

State of Missouri, enumerated by me on the 22nd day of Aug, 1870.

E. J. Parker, Ass't Marshal.

YEAR ENDING JUNE 1, 1870.																									TOTAL VALUE.				
Cotton.	Wool.	Peas and Beans.	POTATOES.		Orchard products.	Wine.	Produce of Market Gardens.	DAIRY PRODUCTS.			SEED.			Hops.	Hemp.	Flax.	Flax-seed.	Silk cocoons.	SUGAR.			BEES.		Forest products.	Value of Home Manufactures.	Value of animals for slaughter.	Estimated value of all farm production, including borrows and additions to stock.		
			Irish.	Sweet.				Butter.	Cheese.*	Milk sold.	Hay.	Clover.	Grass.						Maple.	Cane.	Molasses.	Wax.	Honey.					Dolls.	Dolls.
Bales (150 lbs.)	Lbs.	Dush.	Bush.	Bush.	Dolls.	Gallons.	Dolls.	Lbs.	Lbs.	Gallons.	Tons.	Bush.	Bush.	Lbs.	Tons.	Lbs.	Bush.	Lbs.	Lbs.	Hbds. (1,000 lbs.)	Gallons.	Lbs.	Lbs.	Dolls.	Dolls.	Dolls.	Dolls.		
25	26	27	28	29	30	31	32	33	34	35	36	37	38	39	40	41	42	43	44	45	46	47	48	49	50	51	52		
	70		20					120			5										20					50	750.	1	
	150		15					320			10										30					60	800.	2	
			20	5	150	600		120			20										80					100	1950.	3	
	40		20					90			8															80	750.	4	
	30		15		200	250		50			7										40					60	1400.	5	
	10		25	3	150						10															50	650.	6	
	100		25		100						8															100	650.	7	
			5			250																				300	800.	8	
			10			175																				50	300.	9	
			12			175		90			5															70	500.	10	
	75		15	4	200			180			8										20					60	850.	11	
			20								10											40					80	725.	12
			20																							60	150.	13	
			18					150			8										30					75	600.	14	
	75		15					50			7										20					85	650.	15	
			10	5				50			6															90	600.	16	
			15		150						8															100	1000.	17	
			12								10										35					80	525.	18	
	125		20								5															75	550.	19	
			15					180			4										20					60	750.	20	
			20		100			110			6															70	550.	21	
	100		10					40			3															80	450.	22	
			15	7							6										20					50	450.	23	
			10								8															60	500.	24	
	40		12								10															80	500.	25	
			8								5															45	425.	26	
			10	8							7										30					50	700.	27	
			15								9										60					120	900.	28	
			20			300					12															80	950.	29	
	80		25	3							5															65	650.	30	
	20		20								6										45					50	600.	31	
			15					90			10										30					60	575.	32	
			20					90			8															75	650.	33	
			15					50			16															50	700.	34	
			20	5	200			90			5										20					40	600.	35	
	80		20		200			40			8										40					60	950.	36	
	60		15					50			9															65	650.	37	
	20		25								7															70	500.	38	
			20			400					8										20					60	875.	39	
	75		15								9															70	700.	40	
	1.150		657	40	1400	2.150		1910			296									600					2715	27325			

* This will include only such cheese as is made upon the farm. Milk sent to cheese factories will be regarded as milk sold off the farm.

SCHEDULE 3.—Productions of Agriculture in Prairie Township, in the County of Franklin, in the Post Office: Granville



Name of Agent, Owner, or Manager.	ACRES OF LAND.			PRESENT CASH VALUE.		Total amount of wages paid on the year, including value of board.	LIVE STOCK, JUNE 1, 1870.								PRODUCE DURING THE									
	UNIMPROVED.			Of farm.	Of farming implements and machinery.		Horses.	Males and Asses.	Milch Cows.	Working Oxen.	Other Cattle.	Sheep.	Swine.	Value of All Live Stock.	WHEAT.		Rye.	Indian Corn.	Oats.	Barley.	Buckwheat.	Rice.	Tobacco.	
	Improved.	Wood-land.	Other unimproved.												Dolls.	Dolls.								No.
1	2	3	4	5	6	7	8	9	10	11	12	13	14	15	16	17	18	19	20	21	22	23	24	
Wade Jno.	170	25	105	3500	150		5		4		3		48	630		400		600	200					600
Bradbury J. J.	40	60	120	3500	100		3		4	2	3	18	46	675		250		150	100					
Geyer Wm	150	70	60	3000	85		2	3	5		7		61	710		400		200	100				300	
Hoffman M.	30	60	90	1900	75	100	3		2			17	12	325		200		400	200					
Roberts Asa	35	65	20	1200	60		1	1	1		4	16	3	275		300		250	100					
Summings Jas.	40	50	30	1400	50			3	2		1		16	315		250		500	250				100	
Patten Jno.	30	20	30	1000	35		2		1		3		4	175		200		450	200					
Houson Jerome	45	45	30	1400	50		2		3		1	16	7	275		300		250	200					
Casey Danl	25	30	25	800	25		3		2		4		32	410		200		150	200					
Salwell Robt	40	60	20	1500	40		1	2	1	2			30	440		300		200	150				100	
Hoffman	30	40	50	1200	30		3		4		1		9	300		250		150	100					
Jas.	50	25	45	1800	45		2	2	1	2	3	5	17	480		200		600	200					
Specks Edwin	30	20	40	1000	20	150	2		3		4		24	440		200		300					200	
Montgomery Wm	50	80	110	2800	80	75	1	2	2		1	20	31	460		350		400	250				400	
Pierce Phil	75	125	80	3000	350	150	5		6		8		18	580		400		300	200					
Houson Felix	40	50	90	1800	75		3		2		3		4	250		300		250	150					
Young Aaron	50	60	70	2000	50		1	2	7	4	11		15	750		340		500	200				240	
Barner Peter	60	70	110	2500	80		3		1		1		15	250		500		400	200				400	
Dodd Thos.	70	60	120	3000	100	200	1	3	4		7	18	42	700		700		500	300					
Drader Thos.	40	20	60	1500	50		6		3		5		17	520		200		400	150				200	
Jos.	50	40	90	1800	75		1	2	2		4		5	300		300		400	200				100	
Jas.	60	50	110	2800	150	100	2		1		3		14	225		250		600	300					
Green Geo. B.	40	60	120	3000	200		2		4		1	12	13	300		200		400	150				200	
Wausgrove Jos.	45	115	80	2500	150		3		2		3	15	6	275		250		450	100					
Alexander Wash.	30	90	60	2000	75		1	1	1		2		14	210		300		250					400	
Comanous Seth	30	70	60	1400	80		2		1		1		7	160		250		400						
Edsel Jas.	75	100	65	4000	200	150	3	2	5		4		28	720		400		600	200				1000	
Pastney Jas.	60	100	40	3100	150		1	4	6		8	16	44	825		300		500					200	
Wharves Thos.	55	75	30	2000	100		2		1		2		15	225		250		400					500	
Wilson Martin	40	80	40	1500	125		2		2		3	14	16	275		200		300	100					
Witchel Fog. S.	50	70	40	2000	100		1		1	2			9	215		350		250	200					
Brunk W. S.	60	70	30	3500	250		3		2		5		17	375		400		300	300					
I hereby certify that the foregoing returns have been well and truly made, and that the enumeration of population is full and correct, and all the facts required by law, have been fully collected according to the tenor of my oath of office.																								
L. Frank Parker Asst. Marshal																								
No pages (10) Ten																								
1495 1950 2070 69400 32105 925 72 27 86 12 106 167 139 13015 9690 11800 5000 4940																								

SCHEDULE 3.—Productions of Agriculture in *Union Township*, in the County of *Franklin*, in the Post Office: *Union* *Mo.*

Name of Agent, Owner, or Manager.	ACRES OF LAND.			PRESENT CASH VALUE.		Total amount of wages paid during the year, including value of board.	LIVE STOCK, JUNE 1, 1870.								PRODUCE DURING THE YEAR.									
	Improved.	UNIMPROVED.		Of farm.	Of farming implements and machinery.		Horses.	Mules and Asses.	Milk Cows.	Working Oxen.	Other Cattle.	Sheep.	Swine.	Value of All Live Stock.	WHEAT.		Rye.	Indian Corn.	Oats.	Barley.	Buckwheat.	Rice.	Tobacco.	
		No.	Wood-land.												Other unimproved.	Dolls.								Dolls.
1	2	3	4	5	6	7	8	9	10	11	12	13	14	15	16	17	18	19	20	21	22	23	24	
Bauer Jacob	400	50	150	3000	600	600	4		2	3		25	765		200		700	500						
Bosinhard Chas.	25	160		1000	10	100	1		2	1			260				100							
Whitson John	45	30		4000	500	300	16		4	3		10	1000		250		150	800						
Hulligan James	100	1800		50,000	1000	1000	5		3	3		8	700		200		300	150						
Williams Henry	30	12		2000	100	400	3		1	1		7	300		125		200	150	58					
Black Sarah	40			1000	200		3	1	2	3		8	400	100	100		200	100						
Mosum Henry	12	38		750	100		2	1	2	2		4	300				100	100						
Wassel Conrad	40	40		800	100		2	1	2	3	3	7	300		125		200	200						
Konig Christ	80	40		1500	150			2	3	2	5	14	300		200		50	50						
Sunderdick Aug.	30	90		2000	100		3		3			8	400		200		50	50						
Sunderdick Geo.	15	5		400	100				1			1	35		50		50	25						
Orme Christian	25	63		1600	150		1	1	3				10	225		200		50	50					
Witt John Sr.	8			800	50	30				1				30										
Altmaeller Geo.	55	45		1200	200	100			2	2		2	9	300		175		150	175					
Birkmann Jasper	50			1500	150	50	3		2				10	250		450		200	200					
Schick Phillip	25	90	100	3500	100				2	2		6	150		150		60	60						
Krusdale John	80	20	20	2000	150				4	3		4	12	375		200		150	100					
Spruegborn John	20	20		600	100		1	2	2	3		4	300		150		125	100						
Schmitt Lorenz	40	40		1200	150			2	3	3	5	21	500		150		150	100						
Morgan George	30	50		1100	100		2		3	4	9	9	400		300		200	90						
Growder Franz	40	32		1000	150		2		2	1	4	7	250		50		100	100						
Kruger Rudolph	50	50	60	2500	200		3	2	3			7	7	400		140		150	100					
Klein Katherine	30	10	55	950	50		1		2			8	5	175		50		50						
Peters William	20	20	80	2500	100		1	1	2			4	1	200		70		100	100					
Peters Henry	30	10	40	1800	150		2	1	2			1	5	225		60		140						
Attholz Jacob	25	45	50	1800	100		1	1	3	3	10	7	400		100		25	130						
Burger John	40	15	25	1500	100		2		2	2		8	250		150		80	50						
Orber Caroline	60	60		1900	150			3	2			7	10	250		200		150	150					
Urad Fritz	40	20	20	1500	200		2		2	3	5	7	200		200									
Gorg Christ	20	53		1200	100		2		2	2		6	200		100		50	100						
Zipol Charles	60	20		800	100			2	2	2		6	200		80		50	70						
Berner Henry	22	20		800	50		1	2	2	2	6	9	350		150		100	50						
Woesner Joseph	25	20	20	900	100			2	1	1	4	2	200		60		100	20						
Schroeder Henry	41	20	60	1800	150		2	2	3	3	9	10	350		150		150	100						
Attmuller Ch.	30	30	20	1200	150			2	3	3	5	5	250		150		75	100						
Schmestman Sr.	40	30	50	1200	150		2	2	2	4	5	17	300		100		400	200						
Hustermann J.	20	29		1200	100			2	2	2		4	100		50		50	50						
Reich Herman	15	25		800	50		1	1	1	1	3	5	300		50		100	50						
Leiser Frank	10	30		700	50		2		2	1	5	6	280		80		50	30						
Stevens Mary	30	50		1800	150			2	2	1	7	9	345		150		150	100						
	1498	3182	750	17800	6400	2550	70	41	88	70	120	307	2515	100	5365		5115	4140	58					

State of Missouri, enumerated by me on the 20th to 27th day of June, 1870.
E. Frank Parker, Ass't Marshal.

YEAR ENDING JUNE 1, 1870.																									TOTAL VALUE.				
Cotton.	Wool.	Peas and Beans.	POTATOES.		Orchard products.	Wine.	Produce of Market Gardens.	DAIRY PRODUCTS.			SEED.			Hops.	Hemp.	Flax.	Flax seed.	Silk cocoons.	SUGAR.		Molasses.	BEES.		Forest products.	Value of Home Manufactures.	Value of animals slaughtered or sold for slaughter.	Estimated value of all farm production, including berries, minerals and additions to stock.		
			Bales (50 lbs.)	Lbs.				Bush.	Bush.	Bush.	Dolls.	Gallons.	Dolls.						Lbs.	Lbs.		Gallons.	Tons.					Bush.	Dush.
25	26	27	28	29	30	31	32	33	34	35	36	37	38	39	40	41	42	43	44	45	46	47	48	49	50	51	52		
			100					50	150	2																25.	895.		
											15																40.	390.	
			50					120		25																	30.	1200.	
			100					90		10																	100.	960.	
			100		100.					2																	40.	600.	
			50		50.					1																	25.	425.	
			25							2																	50.	200.	
	10		25		100.					1																	50.	450.	
	10		20		20.			90		2																	50.	325.	
			20		15.			110		4																	60.	375.	
			10		5.																						20.	100.	
			20		25.					3																	80.	300.	
			20		25.					10																	5.	235.	
			25							3																	90.	480.	
			20							5																	25.	765.	
			10							2																	10.	260.	
			10					90		3																	40.	305.	
			25					50		5																	75.	440.	
			50					90		10																	60.	540.	
			20					90		8																	60.	666.	
			15					50		3																	35.	417.	
			50		100.			90		4																	80.	540.	
			15							1																	25.	172.	
			25		25.	5				2																	20.	265.	
			30		10.	40				5																		280.	25
			30					90		3																	50.	290.	26
			15					40		3																	40.	320.	27
			50		10.			40		5																	60.	530.	28
			10					50		3																	40.	305.	29
			15		50.			50		3																	50.	440.	30
			25		25.			50		1																	70.	260.	31
			25		10.			50																			40.	284.	32
			20							2																	70.	238.	33
			25					90																			80.	357.	34
			50					110		20																	70.	712.	35
			50					50		20																	70.	875.	36
			20					60		10																	60.	265.	37
			25							2																	30.	202.	38
			20					60		3																	40.	227.	39
			30		80.			60		5																	70.	530.	40
	20		1245		650	45		1720	150	208																	1935	17420	

* This will include only such cheese as is made upon the farm. Milk sent to cheese factories will be regarded as milk sold off the farm.

State of Missouri, enumerated by me on the 27th to 28th day of June, 1870.

L. Frank Parker, Ass't Marshal.

YEAR ENDING JUNE 1, 1870.

	Cotton. (Bales 450 lbs.)	Wool. Lbs.	Peanut Beans. Bush.	POTATOES.		Orchard products. Dolls.	Wine. Gallons.	Produce of Market Gardens. Dolla.	DAIRY PRODUCTS.			Hay. Tons.	SEED.			SUGAR.			BEES.		Forest products. Dolls.	Value of Home Manufactures. Dolls.	Value of animals slaughtered or sold for slaughter. Dolls.	TOTAL VALUE. Dolls.						
				Irish. Bush.	Sweet. Bush.				Butter. Lbs.	Cheese.* Lbs.	Milk sold. Gallons.		Clover. Bush.	Grass. Bush.	Hops. Lbs.	Hemp. Tons.	Flax. Lbs.	Flax-seed. Bush.	Silk cocoons. Lbs.	Maple. Lbs.						Cane. Hhds. (1,600 lbs.)	Molasses. Gallons.	Wax. Lbs.	Honey. Lbs.	
	25	26	27	28	29	30	31	32	33	34	35	36	37	38	39	40	41	42	43	44	45	46	47	48	49	50	51	52		
1				50		50.					4																50.	495.	1	
2				25		100.			90		3																60.	605.	2	
3				20		25.			100		2																30.	375.	3	
4				50		100.			80		5																60.	655.	4	
5				25		20.					3																30.	332.	5	
6				50		20.			90		20																60.	1070.	6	
7				10					40		2																40.	240.	7	
8				20					50		5																70.	480.	8	
9				25		100.					10																60.	553.	9	
10				20		20.					5																50.	540.	10	
11				60		80.					3																40.	425.	11	
12				25		50.					5																50.	440.	12	
13				20							8																70.	395.	13	
14				25		50.					5																50.	365.	14	
15				20					90		10																30.	465.	15	
16				20							3																60.	490.	16	
17				20							4																50.	355.	17	
18				25							10																60.	225.	18	
19				50		50.			90		5																70.	575.	19	
20				25					50		8																50.	520.	20	
21				30		100.			90		10																60.	630.	21	
22				20							5																40.	410.	22	
23				25		50.					5																60.	660.	23	
24				30					100		2																50.	460.	24	
25				15					50																		25.	150.	25	
26				20		50.																					30.	295.	26	
27				30		100.			90		3																50.	650.	27	
28				50					50		5																80.	655.	28	
29				25					100		8																60.	560.	29	
30				50		100.					10																70.	845.	30	
31				30							12																60.	950.	31	
32				25		50.					20																50.	1115.	32	
33				50		100.					25																60.	725.	33	
34				25		50.			90		10																30.	740.	34	
35				20		100.			150		15																60.	1120.	35	
36				28		100.					25																50.	895.	36	
37				10							2																60.	235.	37	
38				25					90		8																		590.	38
39				20					90		8																50.	535.	39	
40				25		30.					10																40.	445.	40	
				1138		1495			1580		303															2025	22265			

* This will include only such cheese as is made upon the farm. Milk sent to cheese factories will be regarded as milk sold off the farm.

SCHEDULE 3.—Productions of Agriculture in Union Township, in the County of Franklin, in the Post Office: Union

Name of Agent, Owner, or Manager.	ACRES OF LAND.			PRESENT CASH VALUE.		Total amount of wages paid during the year, including value of board.	LIVE STOCK, JUNE 1, 1870.								PRODUCE DURING THE YEAR.								
	Improved.	UNIMPROVED.		Of farm.	Of farming implements and machinery.		Horses.	Mules and Asses.	Milk Cows.	Working Oxen.	Other Cattle.	Sheep.	Swine.	Value of all live stock.	WHEAT.		Rye.	Indian Corn.	Oats.	Barley.	Buckwheat.	Rice.	Tobacco.
		Wood-land.	Other unimproved.												Dolls.	Dolls.							
1	2	3	4	5	6	7	8	9	10	11	12	13	14	15	16	17	18	19	20	21	22	23	24
1 Most Peter	60	120	60	4000	150	250	1	3	4	2	9	12	32	650		250		400	100				400
2 Herbst Mrs.	50	20	50	2100	180	100	3		3		7	4	18	380		300		400	150				
3 Heaman Mr.	35	45	40	1800	200		2		2		16		12	370		200		250	100				
4 Gilley Antoni	50	70	60	3100	170	300	4		3		4	18	22	460		250		500	200				200
5 Glusner Peter	20	30	30	1200	300		2		1		7	9	17	300		150		200					
6 Buschu Mrs.	30	60	70	2500	200	100	4		3		4	18	24	470		200		250					
7 Stappe Mr.	36	34	40	2200	170		2	2	4		6	3	11	440		250		200	100				
8 Heitmanns Fritz	70	50	60	3500	140		5		3		4	7	19	375		300		200	100				
9 Piller Jacob	50	30		1300	300		2	1			3	5	17	285		200		350	200				
10 Leiger Jacob	45	45	90	1800	160		1	2	2		4	7	12	330		200		300	300				
11 Terry Lewis	50	70		2800	200	200	4		2		3	19	13	380		250		350	200				
12 Phillips Jas.	60	50	70	3500	250		2	3	3		6		27	560		350		400	150				400
13 Hoffner Jos.	45	45	70	3000	180		5		6		13		29	675		200		500	200				
14 Peet Jos.	70	150	100	4500	300	100	6		5		11		42	650		400		500	300				600
15 Schuler Adam	40	80		2000	250		4		2		3	16	30	360		250		300	150				
16 Gelert Fern.	30	70	100	3500	400		3	2	4		12	24	18	625		200		350	150				
17 Heber Ph.	50	30	40	2200	300		4		2		3	4	9	325		300		300	200				
18 Fergu Jacob	60	10	90	3000	450	100	3		3		5	15	13	380		350		500	150				800
19 Werner Cath.	35	40	45	2000	100	150	2	2	4		2	6	22	465		250		400	150				300
20 Sigauco Hans?	30	10	40	1400	250		1	2	1		3		17	310		225		250	100				
21 Meutin Mich?	12			1200	175	300	2				2		8	160				200					400
22 Uebel Geo.	40	15	45	2000	150			2	1		1	1	10	200		250		200					
23 Ph.	35	15		1500	200			2	2		3	3	20	300		250		150					
24 Aug.	46	50		1000	130			2	1		1		8	200		100		100					
25 Miller Mr.	35	15	50	2000	180		2		2		2		10	220		300		400	100				
26 Kruger Foy.	35	45	40	2000	300	200	2	3	4		8	10	24	600		250		500	200				
27 Schiller Mrs.	25	200		3000	400		3	2	5		6	9	30	575		300		250	100				
28 Shaw Will	50	32	38	2500	360		5		3		6	15	35	590		350		300	150				100
29 Briss Jacob	25	55	40	2000	140		1	4	4		3	12	10	500		200		150	100				
30 Sautner Albr.	35	45		1800	175	300	2	2	3		2	6	20	475		300		200	150				300
31 Witt Adolf.	45	20	100	3500	150	100	3		2		4		6	280		300		400	200				
32 Krueger Robert	35	85	20	2500	150		2	3	4		4	26	45	700		250		500	150				
33 Korbu Lewis	125	225	100	6000	200	500	2	2	5		12	12	18	575		500		1000	300				1200
34 Drummer Ursula	30	170		3000	140	200	1		2		2		6	150		200		150	100				
35 Rochts Mrs.	40	60		2000	150		2	1	2		1	8	10	280		300		200	100				
36 Korman Mrs.	25	55	40	1800	600		1		1		1		4	100		150		300	100				
37 Krummel H.	15	65		1200	150		2		2		1		4	180				250					
38 Zimmerman St.	6	50	84	2000	200		1		1				3	90				75					
39 Schneider Fritz	25	95		2000	175			2	3		5	5	20	350		150		250	200				
40 Wink And.	70	276		2000	125	200	1	4	7		3	5	40	700		300		500	300				800
		1140	2632	91400	8900	3100	92	46	111	2	192	279	735	16015		9525		12975	5250				5500

State of Missouri, enumerated by me on the 28th to 30th day of June, 1870.

Sam Parker, Ass't Marshal.

YEAR ENDING JUNE 1, 1870.

No.	Cotton. Bales (50 lbs.)	Wool. Lbs.	Peas and Beans. Bush.	POTATOES.		Orchard products. Dolls.	Wine. Gallons.	Produce of Market Gardens. Dolls.	DAIRY PRODUCTS.			Hay. Tons.	SEED.		Hops. Lbs.	Hemp. Tons.	Flax. Lbs.	Flax-seed. Bush.	Silk cocoons. Lbs.	SUGAR.		Molasses. Gallons.	BEES.		Forest products. Dolls.	Value of Home Manufactures. Dolls.	Value of animals slaughtered & sold for slaughter. Dolls.	TOTAL VALUE. Dolls.		
				Irish. Bush.	Sweet. Bush.				Butter. Lbs.	Cheese.* Lbs.	Milk sold. Gallons.		Clover. Bush.	Grass. Bush.						Maple. Lbs.	Cane. Hhds. (1,000 lbs.)		Wax. Lbs.	Honey. Lbs.						
																													25	26
1		60		10			200		120		15																	200	1300.	1
2		20		15			300		90		8																	80	1050.	2
3				12					50		10																	75	750.	3
4		100		16		400			90		20											40					100	1400.	4	
5		50		8							5																	60	400.	5
6		90		10			500		90		8																50	1000.	6	
7		10		7					150		9																	70	600.	7
8		25		15		300			80		10																75	950.	8	
9		25		20							5											35					125	650.	9	
10		30		10			300				6																80	925.	10	
11		100		8		500					8																75	1200.	11	
12				10					90		12																100	900.	12	
13				7					280		8																50	650.	13	
14				12					220		10																60	1000.	14	
15		75		6			250				8																70	900.	15	
16		120		10			300		120		7																75	950.	16	
17		20		8					50		10											50					125	825.	17	
18		75		25					90		12																80	1000.	18	
19		30		20					150		8																60	700.	19	
20				40							10																90	600.	20	
21				20		200					8																1100	1565.	21	
22				25		300					6																80	700.	22	
23		10		20		100					8																75	600.	23	
24				8							3																50	250.	24	
25				10							5																60	650.	25	
26		50		25		400			120		10											70				80	1250.	26		
27		50		20		300			180		8																75	950.	27	
28		75		30					90		10																60	800.	28	
29		60		25					150		14																80	625.	29	
30		25		40		350	200		90		12											100				125	1550.	30		
31				30		200					10																80	1075.	31	
32		130		120		600			120		8															100	1400.	32		
33		60		50		1000			180		20											80				150	2750.	33		
34				20		300			50		10											40				50	850.	34		
35		50		10					50		25											25				80	900.	35		
36				12							15											30				75	600.	36		
37				10		125					10															50	425.	37		
38				5							3															60	140.	38		
39		20		8					90		7											45				75	550.	39		
40		25		12		200			290		10											60				100	1250.	40		
	1380			769		5275	2050		3080		391										575					4305	36,630			

* This will include only such cheese as is made upon the farm. Milk sent to cheese factories will be regarded as milk sold off the farm.

SCHEDULE 3.—Productions of Agriculture in Union Township, in the County of Franklin, in the Post Office: Union

Name of Agent, Owner, or Manager.	ACRES OF LAND.			PRESENT CASH VALUE.		Total amount of taxes paid during the year including value of land.	LIVE STOCK, JUNE 1, 1870.								PRODUCE DURING THE YEAR.								
	Improved.	UNIMPROVED.		Of farm.	Of farming implements and machinery.		Horses.	Mules and Asses.	Milk Cows.	Working Oxen.	Other Cattle.	Sheep.	Swine.	Value of all live stock.	WHEAT.		Rye.	Indian Corn.	Oats.	Barley.	Buckwheat.	Rice.	Tobacco.
		Wood-land.	Other unimproved.												Dolls.	Dolls.							
	No.	No.	No.	Dolls.	Dolls.		Dolls.	No.	No.	No.	No.	No.	No.	Dolls.	Bush.	Bush.	Bush.	Bush.	Bush.	Bush.	Bush.	Libs.	Libs.
1	2	3	4	5	6	7	8	9	10	11	12	13	14	15	16	17	18	19	20	21	22	23	24
1 Siges Henry	50	30	20	2000	600		3	2	3		3	0	6	400		300		400	200				300
2 Engel Nath.	35	85	40	2500	150	200	2	2	2		5	4	6	350		200		400	150				
3 Schlake Ernst	25	15	80	1500	100		1	1	2		2	6	8	230		200		250					
4 Lotman Franz	40	80	20	2500	250		2		3		2		8	235		350		300	100				
5 Buller Nath.	20	60	35	2000	300			2	2		10	12	16	370		150		200	100				
6 Seicus Adam	30	50	30	1200	140		2		1		1		2	150		200		350	150				
7 Poleschus Ch.	30	130		2500	175		2		1	2	2		4	200		250		200	100				
8 Boman Geo.	40	60	40	2000	125			2	3		3		10	275		300		500	250				
9 Gung Franz	40	80	30	2500	230		3		3		5	13	12	360		250		400	300				1000
10 Schmidt Jno.	32	100	28	2000	160		2	2	2	2	2		6	370		200		250	100				
11 Winkler Wm	15	7	28	500	250						1			35				50					
12 Schuler Danl	40	60		1800	225	100	2	1	2		1	5	8	270		300		350	200				600
13 Winkler Aug.	35	45	20	1800	240	100	2	1	2		2	22	3	290		250		300	100				
14 Julius Jno.	40	120		2500	200		3		2		4	10	12	310		300		400	150				
15 Finkhaus Fried.	35	85		1800	150		2		3		2	6	12	275		250		300	100				
16 Wm	60	170		3000	300	250	7		6		5	15	20	690		400		700	300				4400
17 Wunzenmaier Chs.	40	40	20	2000	160	300	2		3		1	12	20	300		300		500	100				
18 Miller Chas.	20	60	40	1800	200				1	2	2	3	10	150		150		200	100				
19 Fried.	40	80	30	2500	150	100	3		3		2	6	10	300		300		300	125				200
20 Brunelich Fried.	35	45	20	1500	200		4		5		5	12	18	490		250		325	150				
21 Harold Chs?	50	110		2500	300		4	2	4		3	10	18	560		400		450	200				
22 Lotman Chas.	30	90		1000	175		3		3		1	3	6	275		250		200	100				
23 Lucas Lorenz	45	75	15	2500	150	200	2		2			6		165		350		250	125				500
24 Gung Wey	40	80		2000	200		1	1	4		3	12	10	310		300		200	100				
25 Gubler Jno.	45	75	30	2500	180			2	2		1	12	8	240		300		300	150				
26 Winkmeier Amold	150	290		5000	200	300	6	2	9		10	20	25	820		600		800	200				1200
27 Weyer Justus	40	54		2000	700	150	5	1	3		2	19	30	590		300		400	100				
28 Wildhaber R.	70	230		3500	150	200	3	3	4		6	12	30	665		500		400	200				800
29 Walele Boniface	25	60		1800	200		3		2		2	4	15	300		200		150	100				
30 Harris Lewis	40	120		2500	150	150	1	2	2		2		12	300		250		200	150				
31 Weller Sam.	30	170		2500	260		4	2	3		6	6	6	490		200		150	100				
32 Simon Jos.	40	40	40	2000	130		2		3		3		6	225		300		250	150				600
33 Wimmerl Geo.	35	85		2000	230			2	3		3	4	8	275		250		200	100				
34 Eckstein Jno.	30	170		1000	140			2	2		2	8	10	250		200		300	175				
35 Arusted Agnes	30	50		1500	250	150	3	2	2		1	1	12	400		250		250	200				
36 Geo.	25	80		2000	175		1	4	3	2	1	5	15	500		150		150	200				
37 Weyer Bernh.	50	70	40	2500	150	100	2	1	2					200		300		400	250				1000
38 Weyerling Fried.	40	60		1800	225		1	2	2					220		200		100	100				
39 Weyer Fried.	40	60		2000	170	200	4		4		3	6	12	400		250		250	150				
40 Simon Jno.	45	235		2500	225		1	5	6	2	4	10	15	700		300		250	200				
		1592	3606	6006	85,1100	8,1165	2,500	88	41	115	10	112	264	431	13935	10750		12325	5825				4600

State of Missouri, enumerated by me on the 30th June 12th day of July, 1870.

L. J. Parker, Ass't Marshal.

YEAR ENDING JUNE 1, 1870.

Cotton. (150 lbs.)	Wool. Lbs.	Peas and Beans. Bush.	POTATOES.		Orchard products. Dolls.	Wine. Gallons.	Produce of Market Gardens. Dolls.	DAIRY PRODUCTS.			Hay. Tons.	SEED.		Hops. Lbs.	Hemp. Tons.	Flax. Lbs.	Flax-seed. Bush.	Silk cocoons. Lbs.	SUGAR.			Molasses. Gallons.	BEES.		Forest products. Dolls.	Value of Home Manufactures. Dolls.	Value of animals and articles sold for slaughter. Dolls.	TOTAL VALUE. Dolls.	
			Irish. Bush.	Sweet. Bush.				Butter. Lbs.	Cheese.* Lbs.	Milk sold. Gallons.		Clover. Bush.	Grass. Bush.						Maple. Lbs.	Cane. Hhds. (1,000 lbs.)	Wax. Lbs.		Honey. Lbs.						
25	26	27	28	29	30	31	32	33	34	35	36	37	38	39	40	41	42	43	44	45	46	47	48	49	50	51	52		
			20					90			10										40					75	8.50.	1	
			15								8															80	6.25.	2	
			20		200						12															50	7.50.	3	
			10					90			7															60	6.75.	4	
			15								9															70	4.75.	5	
			18								10															100	6.50.	6	
			20								12											70				80	6.75.	7	
			12					80			8											50				75	8.00.	8	
	65		10		200			110			7															120	9.50.	9	
			15								10															60	5.50.	10	
			5		300																					50	3.75.	11	
	25		10		300						10															100	11.75.	12	
	100		25		100	400					8															70	11.50.	13	
	50		20		500	300					7															75	15.25.	14	
	30		12								10															70	6.50.	15	
	75		20					280			16															125	12.50.	16	
	60		16		600						12											30				80	14.50.	17	
	15		15		300						8															60	7.50.	18	
	60		20					160			15															70	7.75.	19	
	30		18		450						10															40	11.50.	20	
	50		12					150			12											50				35	9.50.	21	
	15		25								8															40	5.50.	22	
	25		30								6															70	7.50.	23	
	50		40					160			7															60	6.25.	24	
	60		20								4											80				50	6.75.	25	
	100		100					310			20											50				125	17.00.	26	
	100		25		200	300					14															60	13.25.	27	
	50		30		400						10											30				50	15.10.	28	
	25		45		200						8															75	7.25.	29	
			25		800						6											60				85	14.00.	30	
	30		30					90			4															30	4.00.	31	
			40					100			5															70	7.00.	32	
	20		25					80			6															45	5.25.	33	
	50		20		300						5															70	8.75.	34	
			15								8																60	6.25.	35
	20		10								12																40	5.25.	36
			12								14											40				80	10.25.	37	
			18								8																70	4.75.	38
	25		15		200	500		120			10															35	13.00.	39	
	50		20					290			9															60	7.75.	40	
	1180		873		2250	4300		2110			365										75				575		2720	341.83	

* This will include only such cheese as is made upon the farm. Milk sent to cheese factories will be regarded as milk sold off the farm.

State of Missouri, enumerated by me on the 12th to 14th day of July, 1870.
Samuel Parker, Ass't Marshal.

YEAR ENDING JUNE 1, 1870.																									TOTAL VALUE.							
Cotton. (450 lbs.)	Wool. Lbs.	Peas and Beans. Bush.	POTATOES.		Orchard products. Dolls.	Wine. Gallons.	Produce of Market Gardens. Dolls.	DAIRY PRODUCTS.			SEED.			Hops. Lbs.	Hemp. Tons.	Flax. Lbs.	Flax-seed. Bush.	Silk cocoons. Lbs.	SUGAR.			BEES.		Forest products. Dolls.	Value of Home Manufactures. Dolls.	Value of animals slaughtered or sold for slaughter. Dolls.	Estimated value of all farm production, including bot- tomists and addi- tions to stock. Dolls.					
			Irish. Bush.	Sweet. Bush.				Butter. Lbs.	Cheese.* Lbs.	Milk sold. Gallons.	Hay. Tons.	Clover. Bush.	Grass. Bush.						Maple. Lbs.	Cane. Hhds. (1,000 lbs.)	Molasses. Gallons.	Wax. Lbs.	Honey. Lbs.									
25	26	27	28	29	30	31	32	33	34	35	36	37	38	39	40	41	42	43	44	45	46	47	48	49	50	51	52					
			20			250					8															70	550.	1				
	20		15								4																80	350.	2			
	25		35		500			240			12										50						50	1625.	3			
	50		15		200			100			6																60	800.	4			
			12								8																	75	475.	5		
			10								9																	50	400.	6		
	100		28		300			150			10											60					80	1250.	7			
	50		16		250			90			7																	75	950.	8		
			20		300			50			12																	80	900.	9		
	75		12					90			8																	60	340.	10		
	50		25					50			6																	50	600.	11		
			100		450			100			25											80						150	1900.	12		
			15					380			7																		75	650.	13	
			20		200						5																		80	950.	14	
			5		200																								50	292.	15	
	40		10					180			8																		60	725.	16	
			15		100						3																		100	650.	17	
			25								6																		60	175.	18	
	25		4		100	200		90																					40	380.	19	
			16								9											100							70	850.	20	
	30		24								7																		50	550.	21	
	40		20								14																		80	925.	22	
	25		12								7																		75	725.	23	
	25		10					80			6											50							90	850.	24	
			7		200																								25	276.	25	
			15								8											75							100	900.	26	
			20								8																		50	450.	27	
	125		18		200	500		90			7											25							30	1650.	28	
	100		25					90			12																		60	575.	29	
	25		20					50			10																		50	475.	30	
	30		15					50			12																		80	600.	31	
	65		10					100			6																		75	400.	32	
			12		250	200					8																		50	1100.	33	
	25		14								9																			80	700.	34
			20								7																			60	530.	35
	100		25					90			15																			90	825.	36
			16		100	300		140			12											60							140	1225.	37	
	90		20					110			10											50								35	750.	38
			15								5																			80	350.	39
	50		20					100			8																			50	550.	40
	1,115		756		3,350	1,450		2,420			324										500							2,715	29,218			

* This will include only such cheese as is made upon the farm. Milk sent to cheese factories will be regarded as milk sold off the farm.

SCHEDULE 3.—Productions of Agriculture in Union Township, in the County of Franklin, in the Post Office: Albion

No.	Name of Agent, Owner, or Manager.	ACRES OF LAND.			PRESENT CASH VALUE.		Total amount of wages paid during the year, including value of board.	LIVE STOCK, JUNE 1, 1870.								PRODUCE DURING THE YEAR.								
		Improved.	UNIMPROVED.		Of farm.	Of farming implements and machinery.		Horses.	Mules and Asses.	Milch Cows.	Working Oxen.	Other Cattle.	Sheep.	Swine.	Value of ALL live stock.	WHEAT.		Rye.	Indian Corn.	Oats.	Barley.	Buckwheat.	Rice.	Tobacco.
			No.	Wood-land.												Other unimproved.	Dolls.							
1	2	3	4	5	6	7	8	9	10	11	12	13	14	15	16	17	18	19	20	21	22	23	24	
1	Chorris Joel	40	30	90	3000	250	100	3	1	4		6		24	490	250		400	300				200	
2	Obringer Fred.	45	45	90	3500	175	150	4	2	3	2	9	14	19	650	300		500	200					
3	Messinger Wm.	150	30	40	2500	200	250		3	3		5	7	13	380	250		500	300				400	
4	Ward	20	40	60	2000	125		4		2		6		15	380	150		250	100					
5	Chubbart Jos.	30	20	50	2000	150		1	2	3		4	12	6	280	200		250	150					
6	Jos.	40	50	90	3500	100		5		4	2	9		26	520	300		400	200					
7	These Wm.	30	20	30	1200	275		3		4		2	11	7	225	250		400	150					
8	Peckham Peter	35	40	25	1800	150		1	2	2		3		13	315	300		350	100					
9	Sotman Geo.	30	65		1900	75		2		3		5		8	260	200		400	100					
10	Kleger Jos.	40	30	50	2500	200	150	2	2	3		8	15	22	540	300		450	150					
11	Vogel Peter	30	30	40	2000	150		3		2		4	3	7	280	250		300	200					
12	Justus	25	35	40	1800	175		1	1	2		2		12	240	150		250	200					
13	Bonel Michl	50	30	80	2800	250	200	5		3		4	9	8	325	300		400	350				600	
14	Smurley Wm.	60	25	75	3500	140	200	2	3	3		7		18	510	350		500	200				1400	
15	Eckstein Geo.	25	50	45	2000	120		1		3	2	4	7	13	300	150		200	150					
16	Don Fog.	30	45	55	2500	200		4		4		6		14	430	200		300	100				200	
17	Waters Michl.	20	30	30	1200	150		1	2	1		7	3	9	310	50		100	150					
18	Schuler Fog.	10	30		800	50		1		1		4	11		125			80						
19	Wachtel Geo.	20	20	10	1000	200		2		2		3		14	250	100		50						
20	Choteau Jos.	30	40	30	2000	150		4		3		2		22	400	150		200	100				200	
21	Hoestlein Geo.	40	30	50	2500	125		1	3	2		4	8	19	430	200		400					600	
22	Foerster Julius	35	40	85	3100	160		6		5		9		17	600	200		250						
23	Eckstein Wm.	40	30	25	1900	180	100	2		3		4	8	5	250	250		200	150					
24	Koeger Bernh.	20	60		1200	100	150	3	1	1		2		19	350	100		150						
25	Wueller Bernh.	20	10	30	1000	75		2		2		5	14	4	250	75		100	125					
26	Bierke Franz.	30	40	110	3500	200		2	4	4		7		22	620	150		200	100					
27	Winzacker S.	40	30	90	3000	225		5		3		4	12	29	530	250		300	150				400	
28	U.	30	50	80	2800	130			3	2	2	5		18	420	200		100	100					
29	Dor Jos.	40	20	20	1600	125		2		1		6		11	240	150		300	200					
30	Altmueller W.	150	70	40	3500	300		3	1	2		4		15	375	300		400	300					
31	Foerel Jos.	45	45	110	3800	250		1	3	1		3	2	7	325	250		300	200				800	
32	Husterman Fog.	30	60	10	1800	400		4		3		2		9	350	100		200	150					
33	Brunz Fog.	15	10	15	800	100		2		1		4	9	7	200			100						
34	Noewen Theo.	30	30	60	2500	150		4	1	2		7	13	20	500	150		100						
35	Brigeman Fog.	40	40	80	2800	200		1	4	4		6	22	18	580	250		200	100				400	
36	Schmid Anden	40	40	40	2000	160		2	1	5		8	7	24	475	100		150	120					
37	Heslerer Franz	40	40	40	1200	150		2	1	3		4		10	430	250		400	200					
38	Heidecker E.	150	70	40	3000	250	150	4	0	5	2	8		24	575	200		350	200				600	
39	Gillhouse Wm.	30	40	10	2000	100		2	2	2		6	20	13	435	150		200	150					
40	Sawin Wm.	25	30	25	1800	100		3		4		4	3	15	370	100		150	100					
		1350	490	1850	80300	6765	1450	100	42	110	10	198	203	587	5575	7125		10830	5545				5800	

SCHEDULE 3.—Productions of Agriculture in Union Township, in the County of Franklin, in the Post Office: Union

Name of Agent, Owner, or Manager.	ACRES OF LAND.			PRESENT CASH VALUE.		Total amount of wages paid during the year, including value of board.	LIVE STOCK, JUNE 1, 1870.							PRODUCE DURING THE YEAR.										
	Improved.	UNIMPROVED.		Of farm.	Of farming implements and machinery.		Horses.	Mules and Asses.	Milch Cows.	Working Oxen.	Other Cattle.	Sheep.	Swine.	Value of all live stock.	WHEAT.		Rye.	Indian Corn.	Oats.	Barley.	Buckwheat.	Rice.	Tobacco.	
		Wood-land.	Other unimproved.												Dolls.	Dolls.								Spring.
	No.	No.	No.	Dolls.	Dolls.		Dolls.	No.	No.	No.	No.	No.	No.	Dolls.	Bush.	Bush.	Bush.	Bush.	Bush.	Bush.	Bush.	Lbs.	Lbs.	
1	2	3	4	5	6	7	8	9	10	11	12	13	14	15	16	17	18	19	20	21	22	23	24	
Wilking Wm	20	25	35	1800	150		2	2			3	4	175		150		200	100						
Dorman Lena	30	50	40	2000	200		1	2	1		5	8	270		200		250	125						
Mantel Thad.	15	15	20	1000	170		1		1	1	4	7	140		100		80	100						
Hoenerberg Fey.	20	20	40	1800	200		1	1	1		1	6	3	180		100		150	200					
Moag Wm	70	100	156	3000	140	200	3		7		6		60	675		500		600	300					
Brada Jno.	80	30	90	4000	200	150	4	2	5		17	20	30	900		300		800	500					
Breidenbeck Jno.	47	40	80	2500	250	250	1		2	2	3	10	8	315		250		300	200					
Wood J. G.	100	83	100	11000	400	300	7		7		8	16	40	875		500		600	500					
Hemphill Jno J.	20	100		2000	100		3	1	3		5	8	13	450		150		200	100					
Subsick Wm	35	20	63	3000	150		2		2		4	10	22	350		200		250	250					
Schrenberg Thad.	40	20	40	2000	200		2		4		1	30	9	360		250		200	150					
Grues Geo?	30	40	50	1200	150		1	2	2		2	2	12	350		200		350	200					
Hottwin Thad.	60	25	35	3000	200	150	2	2	3		2	8	12	475		400		500	300				600	
Uaross Gundorf	50	50	70	3500	140	100	4	1	4		4	8	15	500		350		300	200					
Hoagel Fey.	50	30	40	3000	150	100	3		2		3	8	20	370		300		400	150					
Hoagaden Fey.	40	20	20	2000	120		3	1	2		3	7	16	400		200		250	150					
Whippleman J.	20	10	10	1000	100		1	1	2		1	5	8	265		100		80	70					
Datke Math.	40	20	60	2500	300		3		2		1	8	20	340		150		200	350					
Jno.	30	20	30	2000	175		2	1	2		3	3	12	320		100		200	150					
Brinkman B.	70	20	30	3500	225	100	2	2	2		2	14	40	530		300		500	350				600	
Stiede Fey.	70	20	30	3400	200		3		3		2	7	19	360		400		300	200				400	
Jones Wm J.	40	25	42	2500	170		2	2	3		4	15	30	530		200		150	125					
Hove Jno.	80	40	53	6000	300	300	4		2		2		50	470		500		600	375					
Gilhaus Fey.	30	25	65	2000	150		3		2		1	5	10	275		150		200	120					
Stier Fern.	30	20	50	2000	170		3		1		4	3	15	320		100		250	125					
Pollman Fey.	25	40	55	2000	180		2		2		2	9	8	250		100		150	100					
Beiring Fey.	20	30	30	1200	200		1	2	1		5	13	4	240		75		100	70					
Weyer Wm	30	50	40	2000	150		4		3		2		29	435		150		300	100					
Beiring Theo.	25	30	25	1800	125		2		2		6	3	13	300		100		200	80					
Haddock Thrusz	20	40	60	2500	300		2		4	2	3	7	22	460		90		100						
Levan Peter	30	30	90	3000	180		3	1	2		7	3	14	440		75		50	200				200	
Jos.	40	70	60	3500	200		4		4		5	9	18	480		150		120	250					
Gorg Egan	20	30	30	1500	160		2	2	3		4	4	24	475				100	150					
Gion Geo.	35	40	85	2800	125		5		4		6	13	20	575		200		300	250					
Beiring Fey.	20	30	10	1000	225		2		1		3		18	250		100		80	100					
Trull Wm	30	35	55	2400	200		3		1		5	2	22	360		150		200	300					
Abel Geo.	25	30	65	2000	180		1	2	3		5		17	390		100		150	200					
Munderlich Thad.	30	50	160	4000	150	100	1	4	5		9	13	28	700		200		250	150					
Tilgo Thad.	30	30	60	1800	100		4		2		1		23	370		150		200	200					
Haderberg Jno.	30	40	80	3500	250		5		4		7	11	9	525		150		250	100					
		1527	1440	2154	106700	7430	1750	104	29	108	4	150	292	752	16485	7940		10460	7640					1800

State of Missouri, enumerated by me on the 16th to 18th day of July, 1870.
Samuel Parker, Ass't Marshal.

YEAR ENDING JUNE 1, 1870.																									TOTAL VALUE.				
Cotton.	Wool.	Peas and Beans.	POTATOES.		Orchard produce.	Wine.	Produce of Market Gardens.	DAIRY PRODUCTS.			SEED.			Hops.	Hemp.	Flax.	Flax-seed.	Silk cocoons.	SUGAR.		Molasses.	BEES.		Forest products.	Value of Home Manufactures.	Value of animals slaughtered or sold for slaughter.	Estimated value of all farm production, including berries, fruits and additions to stock.		
			Irish.	Sweet.				Butter.	Cheese.*	Milk sold.	Clover.	Grass.	Maple.						Cane.	Wax.		Honey.	Dolls.						
Bales (150 lbs.)	Lbs.	Bush.	Bush.	Bush.	Dolls.	Gallons.	Dolls.	Lbs.	Lbs.	Gallons.	Tons.	Bush.	Bush.	Lbs.	Tons.	Lbs.	Bush.	Lbs.	Lbs.	Hths. (1,000 lbs.)	Gallons.	Lbs.	Lbs.	Dolls.	Dolls.	Dolls.	Dolls.		
25	26	27	28	29	30	31	32	33	34	35	36	37	38	39	40	41	42	43	44	45	46	47	48	49	50	51	52		
1	20		20		300			50			4															45	700.	1	
2	25		15								12																30	475.	2
3	20		30		350	200					8																60	925.	3
4	25		12								6																50	400.	4
5			50		400			280			10										50						75	1525.	5
6	100		60					200			28										75						150	1500.	6
7	50		15		500			40			16										40						50	1300.	7
8	80		100		600			280			25										80						120	2075.	8
9	40		12					90			10																60	500.	9
10	50		14					50			7																75	600.	10
11	150		15					120			6																35	600.	11
12	10		12		200						9																45	775.	12
13	40		50			200		90			20										60						60	1425.	13
14	40		30					150			30										70						75	1150.	14
15	40		45					60			25										50						100	1050.	15
16	25		12		150						10																80	700.	16
17	25		18		100	250					8																45	675.	17
18	40		16								10																50	600.	18
19	10		25								7																75	425.	19
20	75		80								20										80						60	1200.	20
21	35		75					90			25										60						35	1150.	21
22	75		20		350			90			9																50	900.	22
23			100		250	400		50			30										75						60	2100.	23
24	25		15								10																75	500.	24
25	10		17								12																30	475.	25
26	50		15								8																60	400.	26
27	60		20								6																70	350.	27
28			30					90			7																50	475.	28
29	15		25					50			10																60	450.	29
30	30		16					120			5																80	300.	30
31	15		12								14																30	450.	31
32	50		16		300			120			13																50	875.	32
33	20		13					100			12																125	400.	33
34	60		17		150			120			16																80	925.	34
35			20		300						10																60	700.	35
36	10		15								8																35	525.	36
37			10					90			15																80	550.	37
38	60		12		400			150			20																60	1150.	38
39			8					50			28																75	700.	39
40	50		10					120			25																30	725.	40
	1400		1097		3150	1700		2650			554																2485	32700	

* This will include only such cheese as is made upon the farm. Milk sent to cheese factories will be regarded as milk sold off the farm.

SCHEDULE 3.—Productions of Agriculture in Union Township, in the County of Franklin, in the Post Office: Union


1	ACRES OF LAND.			PRESENT CASH VALUE.		7	LIVE STOCK, JUNE 1, 1870.								PRODUCE DURING THE YEAR.							24			
	2	UNIMPROVED.		5	6		8	9	10	11	12	13	14	15	WHEAT.		18	19	20	21	22		23		
		3	4												16	17									
Name of Agent, Owner, or Manager.	Improved.	Wood-land.	Other unimproved.	Of farm.	Of farming implements and machinery.	Total amount of wages paid during the year, including value of board.	Horses.	Mules and Asses.	Milk Cows.	Working Oxen.	Other Cattle.	Sheep.	Swine.	Value of All Live Stock.	Spring.	Winter.	Rye.	Indian Corn.	Oats.	Barley.	Buckwheat.	Rice.	Tobacco.		
	No.	No.	No.	Dolls.	Dolls.	Dolls.	No.	No.	No.	No.	No.	No.	No.	Dolls.	Bush.	Bush.	Bush.	Bush.	Bush.	Bush.	Bush.	Lbs.	Lbs.		
1	Dornbusch Geo.	30	40	90	3000	250	150	5	1	4		6	3	22	600		250		200	150					1
2	O'Donnell Mr.	25	40	55	2500	160		3		5		9		38	575		200		150	100					2
3	Pfeifer Michl	35	35	90	3000	240		1	3	3		12	18	27	675		300		200	150					3
4	Bert Peerm.	30	60	70	2500	140		4		2		6	9	18	450		200		200	200					4
5	Sonnen Mr.	25	30	65	2000	200		4		3		2	7	14	390		200		100	150					5
6	Trink Jno.	30	30	20	1200	225		2		1		3		17	250		100		300	200					6
7	Meyer Adam	40	40	80	3500	160	150	4	1	5		13		23	650		350		200	300				200	7
8	Kott Geo.	25	55		1600	100		1	2	4		3	11	19	435		100		150	200					8
9	Schilus Abram	40	60		2000	225	100	3		3		5		24	400		350		100	250					9
10	Schroder Jas.	30	50	80	2800	150		2		3	2	4	3	12	500		250		200	100					10
11	Stewart Jacob	25	25	30	1000	100		4		1		3	14	18	410		150		100	100					11
12	Hollman Mr.	30	40	90	2800	120		1	3	2		5	7	26	500		200		100	200					12
13	Geo.	35	20	65	2000	150		3		4		2		15	335		250		200	250					13
14	Offen Strid.	40	35	85	3200	225	100	3	2	3		8	4	23	580		300		150	200				400	14
15	Weimer Jno. Sr.	30	70	120	4000	300	250		4	3		5	14	28	570		350		200	250				600	15
16	Strid.	60	30	90	3000	350	300	2	2	4		6		12	450		400		300	350				800	16
17	Brimmer Vic.	25	55		1600	140		2		3		4		15	300		200		100	150					17
18	Holtmeier Mr.	40	20	60	2800	200		4		5		5		20	475		250		150	200					18
19	Urban Fog.	50	30	100	3600	160	100	4	1	3		4	12	13	500		300		200	250				200	19
20	Uesser Strid.	30	30	35	1900	140		2	1	2		6	18	23	475		200		200	250					20
21	Stubbeworth Mr.	25	50	85	2700	125		3	2	4		7	16	21	624		150		100	100					21
22	Ballman Fog.	30	30		1000	100			2	3		4	6	18	350		150		125	120					22
23	Mr.	40	20	100	2800	175		5		3		6		12	460		200		150	175					23
24	Brow Thos.	60	50	70	7000	400		4		2		3		20	385		350		450	200				800	24
25	Goeljohn Mr.	45	50	110	4800	200			3	4		7	9	18	490		200		150	100					25
26	Wilen Fog.	40	30	90	3000	120	150	5		6		12	14	27	740		150		250	200					26
27	Headbrink Fog.	35	30	55	2100	145		3		4		8	11	19	490		150		100	200					27
28	Dobert Mr.	25	30	25	1600	170		1	1	2		4			250		90		100	125					28
29	Whippelman Strid.	47	30	83	2800	160	200	2	2	4	2	18	3	14	600		250		200	250				200	29
30	Wesich Strid.	20	30	30	1500	125		4		1		3	16	11	380		80		125	100					30
31	Amderstall Kaspar	50	30	100	3500	130	150	3	3	2		6	24	18	650		300		200	250				1000	31
32	Kloemeier Michl	30	25	25	1200	200		2	1	4		3	6	27	450		200		300	200					32
33	Stratmann Jno.	25	60	15	1800	100			3	3		6	1	18	400		100		200	150					33
34	Pintner Peter	35	40	25	2000	150		4		3		5	9	20	470		200		250	200					34
35	Haubst Jno.	30	35	35	1800	120		3		2		6	3	4	310		150		300	200					35
36	Beckerling Peerm.	40	30	50	2000	175	100	1	3	2		5	14	24	525		250		200	300					36
37	Bell Pleasant	25	30	45	1800	200		3		1		7	4	18	380		100		250	200					37
38	Schumann Jos.	15	15	10	1000	100		4		1		2	11	19	370		80		100	75					38
39	Sagerbrink Mr.	55	30	95	3500	250	300	2	4	3		11		26	700		250		400	300				1200	39
40	Stottman Mines	40	55		1900	125		5		4		3	9	16	460		200		250	200					40
		1407	1495	2273	99800	7000	2000	108	44	121	4	237	276	757	19,004	8500		7700	7645						5400

State of Missouri, enumerated by me on the 18th to 19th day of July, 1870.

S. A. Parker, Ass't Marshal.

YEAR ENDING JUNE 1, 1870.																									TOTAL VALUE.					
Cotton.	Wool.	Peas and Beans.	POTATOES.		Orchard products.	Wine.	Produce of Market Gardens.	DAIRY PRODUCTS.			SEED.					SUGAR.				BEES.		Forest products.	Value of Home Manufactures.	Value of animals slaughtered or sold for slaughter.	Estimated value of all farm production, including potatoes, and additions to stock.					
			Irish.	Sweet.				Butter.	Cheese.*	Milk sold.	Hay.	Clover.	Grass.	Hops.	Hemp.	Flax.	Flax-seed.	Silk cocoons.	Maple.	Cane.	Molasses.					Wax.	Honey.	Dolls.	Dolls.	
Bales (41 lbs.)	Lbs.	Bush.	Bush.	Bush.	Dolls.	Gallons.	Dolls.	Lbs.	Lbs.	Gallons.	Tons.	Bush.	Bush.	Lbs.	Tons.	Lbs.	Bush.	Lbs.	Lbs.	Hths. (1,000 lbs.)	Gallons.	Lbs.	Lbs.	Dolls.	Dolls.	Dolls.	Dolls.			
25	26	27	28	29	30	31	32	33	34	35	36	37	38	39	40	41	42	43	44	45	46	47	48	49	50	51	52			
	15		30		200	300		120			10															50	1100.	1		
			20					180			18															120	700.	2		
	90		15					90			14															100	800.	3		
	50		50		300	100		50			8															75	1000.	4		
	30		18					90			12															60	550.	5		
			60		250	200					6															45	900.	6		
			25		300			200			16														42	150	1225.	7		
	50		30					180			9															40	500.	8		
			15		400			90			7														60	35	1000.	9		
	10		12					100			10															40	575.	10		
	75		25								8															60	450.	11		
	30		20								12															75	575.	12		
			18					120			5															70	575.	13		
	20		30		300			90			7														100	90	1075.	14		
	75		45		500			100			9														70	50	1400.	15		
			20		400	300		150			8														50	60	1700.	16		
			18					90			12															75	75	575.	17	
			25		200			210			9															50	50	775.	18	
	60		60		300			90			6															70	70	1000.	19	
	100		45					50			10															80	80	675.	20	
	75		40					150			12															90	90	500.	21	
	30		18					90			8															60	60	450.	22	
			26		250			90			9														80	45	825.	23		
			30					50			6															70	70	900.	24	
	50		20		400			140			3															90	90	875.	25	
	75		45		200			160			20															100	100	1000.	26	
	50		20					50			5															80	80	450.	27	
			16								8																75	75	375.	28
	10		30			150		170			30														60	125	125	1250.	29	
	80		15								6															80	80	380.	30	
	125		18		600						7														75	70	1500.	31		
	25		12					140			10															50	50	600.	32	
			15					90			9															100	100	475.	33	
	50		13					100			6															70	70	575.	34	
			16					50			8															80	80	500.	35	
	75		14		500						5															50	50	1100.	36	
	20		13								7																75	75	475.	37
	50		12								9																90	90	400.	38
			15		600	200		90			8														80	140	140	1825.	39	
	50		20					160			7															60	60	575.	40	
	1370		989		5300	1650		3500			379														617	2995	32280			

* This will include only such cheese as is made upon the farm. Milk sent to cheese factories will be regarded as milk sold off the farm.



SCHEDULE 3.—Productions of Agriculture in Washington, in the County of Franklin, in the

Post Office: Washington Mo

Name of Agent, Owner, or Manager.	ACRES OF LAND.			PRESENT CASH VALUE.		Total amount of wages paid during the year, including value of board.	LIVE STOCK, JUNE 1, 1870.								PRODUCE DURING THE									
	Improved.	UNIMPROVED.		Of farm.	Of farming implements and machinery.		Horses.	Mules and Asses.	Milk Cows.	Working Oxen.	Other Cattle.	Sheep.	Swine.	Value of ALL live stock.	WHEAT.		Rye.	Indian Corn.	Oats.	Barley.	Buckwheat.	Rice.	Tobacco.	
		Wood-land.	Other unimproved.												Spring.	Winter.								
	No.	No.	No.	Dolls.	Dolls.		Dolls.	No.	No.	No.	No.	No.	No.	Dolls.	Bush.	Bush.	Bush.	Bush.	Bush.	Bush.	Bush.	Lbs.	Lbs.	
1	2	3	4	5	6	7	8	9	10	11	12	13	14	15	16	17	18	19	20	21	22	23	24	
1	Horning Henry	11			3000.	100.	100.	2	1					300.		75								
2	Strayschleg Herman	22			3000.	100.	400.	1	1				6	250.			350							
3	Otto Bris	9			2000.	120.	100.	1	2		2		10	350.		40		25						
4	Strinhaus Henry	6			1000.	30.	50.	1	2				8	250.										
5	Gersie Brock.	4			800.	5.	10.									50								
6	Green Mallis	8	42		1500.	100.	110.	1	1		2		6	180.			240						1200	
7	Gersie Ford.	20	60		800.	50.	120.	2	3		6		15	600.		200		100	100					
8	Morger George	22			3000.	40.	400.		2	2		1	5	300.		150			200	60				
9	Burch W. B.	100	35		7500.	500.	500.	10		1			20	1000.			800							
10	Whites Matthias	14			600.	20.	40.										50	60						
11	Jones Stephen W.	75	31		10000.	500.	900.	4	3	1	6		17	900.		1000		700	400					
12	Klorntrub F.	3			1000.	10.	50.						8	150.										
13	Uersinger Frank	4			1500.	10.	50.						2											
14	Burch John B.	20			3000.	50.	400.	5	2		3	10	8	900.					200					
15	Wolf Julius	14	2		4000.	50.	1500.	1	1				5	200.										
16	Stump William	10	1		3500.	20.	140.						2					50	250					
17	Horning Henry	8			1000.	10.	100.						4	100.		50								
18	Gronemeyer Fred.	5			1000.	10.	500.						4	100.										
19	Saukhamper Henry	16			3000.	50.	150.	2	3				10	450.		100								
20	Sange Fred.	5			500.	10.	100.						2			50								
21	Milhelmi Julius	6			1200.	50.	50.	1						150.		100								
22	Milhelmi Julius	9			1500.	50.	150.	1						150.										
23	Milhelmi Francis	6			3000.	100.	800.	1	1					100.										
24	Miere Bernhard	20			6000.	50.	600.	2	1				3	300.		300								
25	Hoorn M. W.	14			4000.	100.	300.	1					4	125.										
26	Grotthaus William	4			800.	20.	20.						6	80.										
27	Kilowille Fred.	60	20		6000.	300.	600.	5	3		6	10	30	1000.		400		300	200					
28	Stump Henry	5			3000.	25.	75.						1											
29	Maume Henry	16	4		1600.	50.	100.	2	2				20	300.		100		100	50					
30	Wiemer William	50	43	100	2000.	50.	300.	2						200.		250.		200	100					
31	Grodhaus Gerhard	5			750.	20.	30.																	
32	Dahn Gustav	10			3500.	50.	450.	1	1					100.				50	50					
33	Grandstaff William	4			800.	25.	75.	2	1				8	290.					30					
34	Cartier Jas. G.	15			11000.	200.	800.	2	2				12	450.										
35	Bryan Geo. G.	7			8000.	100.	450						2						40					
36	Schrader Anton	6			4000.	100.	200.	1					4	120.										
37	Wagt Richard	9			4800.	100.	600.		2	1			6	330.		50			50					
38	Wong Albert	9			5000	250.	700.	1					2			100				20				
39	Dwrens Jas. W.	15			10000.	100.	500.																	
40	McLean Elijah	60			20000.	100.	1200.	4	4		7		2	800.		500		600	150					
		686	238	100	147650	3625	13720	56	54	33	20	241	11515		3515		3565	1900	60					1200

44 1

State of Missouri, enumerated by me on the 1st to 18th day of June, 1870.

Francis Wilhelm, Ass't Marshal.

YEAR ENDING JUNE 1, 1870.

Cotton.	Wool.	Pean and Beans.	POTATOES.		Orchard products.	Wine.	Produce of Market Gardens.	DAIRY PRODUCTS.			SEED.			SUGAR.					BEES.		Forest products.	Value of Home Manufactures.	Value of animals slaughtered or sold for slaughter.	TOTAL VALUE.						
			Irish.	Sweet.				Butter.	Cheese.*	Milk sold.	Hay.	Clover.	Grass.	Hops.	Hemp.	Flax.	Flax-seed.	Silk cocoons.	Maple.	Cane.					Molasses.	Wax.	Honey.	Dolls.	Dolls.	Dolls.
Bales (450 lbs.)	Lbs.	Bush.	Bush.	Bush.	Dolls.	Gallons.	Dolls.	Lbs.	Lbs.	Gallons.	Tons.	Bush.	Bush.	Lbs.	Tons.	Lbs.	Bush.	Lbs.	Lbs.	Hths. (1,000 lbs.)	Gallons.	Lbs.	Lbs.	Dolls.	Dolls.	Dolls.	Dolls.			
25	26	27	28	29	30	31	32	33	34	35	36	37	38	39	40	41	42	43	44	45	46	47	48	49	50	51	52			
			15		50.	150	100.	150																			600.	1		
			300	50		400	100.	150	25		1													25.	10.	50.	1100.	2		
			50		50.	20	50.	200																			70.	400.	3	
			100	25	100.	50	100.	200																			100.	525.	4	
					200.						5																	480.	5	
								100																	50.		40.	550.	6	
			40		50.			150																20.		200.	800.	7		
			50				50.																				50.	600.	8	
					200.	50					8																200.	1200.	9	
			50	50	100.		100.																					650.	10	
			40					500		300														150.		150.	2600.	11		
			50		100.		150.	200																			100.	525.	12	
			50		50.		200.	250.																			100.	550.	13	
			10			200	150.	400			10																200.	1000.	14	
			40	10	1700.		100.	200																			100.	2200.	15	
			50	2	20.		50.	400																10.		100.	500.	16		
			100		50.		100.	100			5																80.	480.	17	
			50		50.	1000	50.	100		100																	50.	1400.	18	
			100	40	100.		50.	600			4																300.	900.	19	
			20		100.		100.	200																			100.	500.	20	
					50.		150.																					500.	21	
			50			700	100.																					850.	22	
					300.	1000	100.			400																		1700.	23	
			100				100.	100																			60.	800.	24	
						1000																						1500.	25	
			50		50.			50																				100.	26	
			100		100.		50.	200			8													120.		400.	1600.	27		
			50		150.		50.	50																				300.	28	
			25								1																	200.	400.	29
											2														200.			625.	30	
			25		100.		50.																					175.	31	
			40		50.	250	50.	100			2																	600.	32	
							50.	80			3																100.	321.	33	
			100	30	300.	100	200.	150			7																125.	1200.	34	
			50	20	200.	300	100.	100			4																100.	1000.	35	
			25		2200.	400	100.																					80.	2600.	36
			100		100.	300	50.	80			5																100.	800.	37	
			50		600.	400	50.	150			6																	150.	1800.	38
					250.	2000	100.																						2350.	39
			100	25	500.	50	300.	600			50																100.	3000.	40	
			1980	252	4970	8370	3050	5560			800	121													545		3405	39481		

* This will include only such cheese as is made upon the farm. Milk sent to cheese factories will be regarded as milk sold off the farm.



SCHEDULE 3.—Productions of Agriculture in Washington, in the County of Franklin, in the Post Office: Washington Mo.

Name of Agent, Owner, or Manager.	ACRES OF LAND.			PRESENT CASH VALUE.		Total amount of wages paid during the year, including value of board.	LIVE STOCK, JUNE 1, 1870.								PRODUCE DURING THE YEAR.									
	Improved.	UNIMPROVED.		Of farm.	Of farming implements and machinery.		Horses.	Mules and Asses.	Milch Cows.	Working Oxen.	Other Cattle.	Sheep.	Swine.	Value of ALL live stock.	WHEAT.		Rye.	Indian Corn.	Oats.	Barley.	Buckwheat.	Rice.	Tobacco.	
		Wood-land.	Other unimproved.												Dolls.	Dolls.								Spring.
	No.	No.	No.	Dolls.	Dolls.		Dolls.	No.	No.	No.	No.	No.	No.	Dolla.	Bush.	Bush.	Bush.	Bush.	Bush.	Bush.	Bush.	Lbs.	Lbs.	
1	2	3	4	5	6	7	8	9	10	11	12	13	14	15	16	17	18	19	20	21	22	23	24	
1	Withe Henry	40	40		8000.	150.	400.	3	1	4	4	14	520.		250		100	150						1
2	McLean Elijah	60	72		10000.	250.	750.	2	3	5		20	500.		300		200	100						2
3	Lockhart Ernest	33			4000.	150.	320.	2	2	2		10	350.		100		150	50	100					3
4	Kucker David	40	60		6000.	200.	400.	2	2	3		3	18	550.		200		400	100					4
5	Walker John	40			4500.	150.	400.	2	2	2			10	480.		300		150	50					5
6	Studemann Charles	30	10		5000.	150.	400.	3		2		3	4	400.		200		100	100					6
7	Smith James	60	15		6000.	200.	700.	3	1	1			8	340.		320		150	100	100				7
8	Kucker John H.	15	15		2000.	100.	200.	1	2	3			6	240.		50		200	25					8
9	Broderick Matthias	30	40		3000.	150.	400.		2	2		5	6	450.		200		75						9
10	Campbell Harvey	38	50		4200.	250.	400.	1	2	2		1	8	7	500.		250		200					10
11	Johnson Robert	30	10		2000.	200.	350.	2		2		1	10	480.		100		200						11
12	Witz Joseph	20	5		2500.	50.	100.			1		1	8	100.										12
13	Serrano Francis	9			1900.	300.	150.			1			6	80.		50.		100	50					13
14	Atkinson Thomas	15	105		6000.	25.	800.					1	3	50.										14
15	Chambers Martin	45	22		5000.	200.	800.	2		2		3	27	450.		250		400	200					15
16	Gale Daniel Z.	35	100		4000.	600.	350.	2		3		2	20	430.		350		400	100					16
17	Gale Daniel Z.	4			4000.	50.	100.	1				2		150.										17
18	Packler August	3			500.	25.	25.			1			3	70.										18
19	Westerman W.	7			1200.	50.	100.			2			6	120.		50			50					19
20	Horshel Henry	13			2000.	100.	200.	1		2		1	10	250.		100		75	80					20
21	Buscher Henry	10			1000.	120.	100.			1			5	80.		80								21
22	Patrick John H.	30	24		3000.	200.	500.	3	1	2		1	8	640.		200		100	200					22
23	Hebelman Casper	16	20		1500.	100.	200.	2	1	1			7	370.		80		100	100					23
24	Hausmann Louis	70	10		10000.	150.	900.	2		3		1	10	450.		400		300	250					24
25	King Eliza W.	200	120		28000.	4000.	2500.	8	2	10		40	80	3100.		1200		3000	400					25
26	Labusing Peter	110	90		10000.	400.	1200.	5	2	2		5	50	1130.		800		600		200				26
27	Witt William S.	65	70		9500.	300.	800.	3		4		4	6	14	775.		250		400	500	50			27
28	Schultz Henry	68	22		9500.	400.	800.	4	2	5		6	6	25	1255.		350		450	500	300			28
29	Waelentrap Wm.	75	75		12000.	500.	800.	3	2	2		8	14	50	1220.		650		600	200				29
30	Kloppenburg Henry	20	5		2000.	25.	200.	1		1			5	175.		100		150	80					30
31	Pagan Thomas	60	40		8000.	350.	700.	3	3	1		6	25	1085.		900		200	150					31
32	Worrster John	10			1200.	100.	80.			2			6	110.		80.		60	50					32
33	Churphy David	16			1000.		60.									30			50					33
34	O'Plonsick Valentine	6			600.	20.	60.			1			3	60.		50			20					34
35	Brymansky Anton	30			3000.	50.	300.	1		2		2	12	260.		150		200	100					35
36	Stump Dietrich	5			750.	20.	20.			1			6	75.					60					36
37	Kopp Daniel	80	30		3500.	200.	750.	3		2		2	3	15	400.		250		300.					37
38	Klickamp Martin	12			1000.	100.	100.			2						100.			40					38
39	Hogmann Frank	40	40		2500.	150.	450.	2		3			16	430.		200		250	100					39
40	Wartich August	40	20		3600.	250.	500.	2	1	3		5	22	730.		180.		400	100					40
		1520	1110		102450	10425	18265	69	25	80		114	48	562	19256		9120		10050	4015	450			

State of Missouri, enumerated by me on the 20th to 23rd day of June, 1870.

Francis Wilhelm, Ass't Marshal.

YEAR ENDING JUNE 1, 1870.

	Cotton. Bales (50 lbs.)	Wool. Lbs.	Peas and Beans. Bush.	POTATOES.		Orchard products. Dolls.	Wine. Gallons.	Produce of Market Gardens. Dolls.	DAIRY PRODUCTS.			SEED.			Hops. Lbs.	Hobhp. Tons.	Flax. Lbs.	Flax-seed. Bush.	Silk cocoons. Lbs.	SUGAR.		BEES.		Forest products. Dolls.	Value of Home Manufactures. Dolls.	Value of animals slaughtered or sold for slaughter. Dolls.	TOTAL VALUE. Dolls.				
				Irish. Bush.	Sweet. Bush.				Butter. Lbs.	Cheese.* Lbs.	Milk sold. Gallons.	Hay. Tons.	Clover. Bush.	Grass. Bush.						Maple. Lbs.	Hds. (1,000 lbs.)	Molasses. Gallons.	Wax. Lbs.					Honey. Lbs.			
	25	26	27	28	29	30	31	32	33	34	35	36	37	38	39	40	41	42	43	44	45	46	47	48	49	50	51	52			
1				20		50.		40.	75			2															60.	320.	1		
2				30		25.		40.	60.			2																50.	275.	2	
3				15		40.		30.	80			1																45.	190.	3	
4				25		20.		50.	150			2																25.	295.	4	
5				70								12													1000.		50.	1630.	5		
6	15			30		25.			150			1																35.	385.	6	
7				25		200.	50	100.	150			3																	430.	7	
8				80	100			200.	100																			50.	600.	8	
9				100	30		200	1200.	100																			100.	1600.	9	
10				50	15	40.		150.	400			16													300.		100.	2545.	10		
11				100		450.	1100	25.	150	25																		80.	2725.	11	
12	20			50	10	100.			160																	50.	320.	1185.	12		
13	35			20		150.			200			55													100.	400.	400.	3110.	13		
14						100.			150			21													200.	550.	550.	1880.	14		
15				40		50.			150			6																250.	1075.	15	
16				20	5	50.			150			16																250.	1700.	16	
17				20		250.	300	100.	150			2																100.	1025.	17	
18				40					150			4																	120.	845.	18
19				20		40.			80			6																	150.	840.	19
20				30		60.			220			15													100.		200.	1650.	20		
21	50			40		200.			225			18													250.		425.	2350.	21		
22	45			50		100.	20	50.	220			22		10														350.	2240.	22	
23				25				25.	150			16		4														200.	1073.	23	
24				900	175	570.	800	300.	75			12																125.	3225.	24	
25	30			20	10	800.			150			6																125.	2625.	25	
26				60		800.			75			2																75.	1250.	26	
27				15	5	200.			150			1																350.	850.	27	
28	80			100	10	250.			225			30													100.		300.	3050.	28		
29				50	40	1100.	650	100.	175			10																150.	2600.	29	
30	36			40	20	60.			225			40													100.		350.	2740.	30		
31				30		200.		100.	150			3																150.	2155.	31	
32				40		100.			150			6													250.		100.	1180.	32		
33	50			30		50.			400			60													300.		700.	4020.	33		
34	20			20		10.			225			23																140.	1425.	34	
35				45		10.			150			20													50.		50.	1470.	35		
36	18			20		200.			300			4													200.		240.	1825.	36		
37				12					175			14													100.		100.	1150.	37		
38	50			35		140.			225			4													250.		300.	1600.	38		
39							700																						700.	39	
40				15		40.			150			5.																280.	1285.	40	
	440			2382		420	6410	3820	2510	6420	25	460														3950	7445	63118			

* This will include only such cheese as is made upon the farm. Milk sent to cheese factories will be regarded as milk sold off the farm.

State of Missouri, enumerated by me on the 24th to 27th day of June, 1870.

Francis W. McLean, Ass't Marshal.

YEAR ENDING JUNE 1, 1870.

1	2	3	POTATOES.		Orchard products.	Wine.	Produce of Market Gardens.	DAIRY PRODUCTS.			SEED.			SUGAR.			BEES.		Forest products.	Value of Home Manufactures.	Value of animals slaughtered or sold for slaughter.	TOTAL VALUE.							
			Irish.	Sweet.				Butter.	Cheese.*	Milk sold.	Hay.	Clover.	Grass.	Hops.	Hemp.	Flax.	Flaxseed.	Silk cocoons.					Maple.	Cane.	Molasses.	Wax.	Honey.		
25	26	27	28	29	30	31	32	33	34	35	36	37	38	39	40	41	42	43	44	45	46	47	48	49	50	51	52		
	24		200		10.			160																		150.	1132.		
	15		15		50.			320			1																240.	1230.	
			20	5				450			12																250.	900.	
			25		10.			90																			180.	405.	
	20		8		25.			270			6													100.		100.	635.		
			25	10	100.			450			16													80.		400.	1560.		
			20	5	50.			270			12													50.		300.	1275.		
			10		20.			90			1													80.		160.	460.		
			40	5	80.			180			11													70.		240.	1150.		
			10		50.			180																			120.	715.	
			25		300.			270			12													200.		350.	2845.		
	35		30		100.			300			8																250.	1085.	
			100	25	40.			100			2													300.		50.	1050.		
			80	20	100.			200			12																400.	1385.	
			60		50.	50		200			12													150.		60.	1850.		
			40		10.			90			6																350.	1000.	
			100	20	80.			450			20																220.	2050.	
	60		150	20	100.			180			20																300	1900.	
	50		300	40	800.	500	200.	810			14													350.	25.	800.	5900.		
			80				50.	300			20													100.		400.	1620.		
			40		25.			100			13													50.		360.	2255.		
			200	40	100.			200			22													100.		140.	2350.		
			20	4	80.			100			8														40.	50.	310.		
	20		30		100.			200			6													200.		240.	1260.		
											10													80.				615.	
	7		50		200.			540			6													150.		400.	2750.		
			100	20	50.			450			30													200.	10.	450.	2875.		
			25					90			6																120.	1350.	
	20		38	5	100.			270			11													100.	20.	65.	1480.		
			30					180			12																200.	1650.	
	50		15		500.			180			10															15.	100.	1520.	
	15		10		300.			90			8															20.	100.	1100.	
	60		30		100.			270			8													200.		200.	1580.		
			20		80.			450			16													100.		270.	1790.		
	29		40	5				300			10														25.		250.	1225.	
			20		200.			100																				75.	630.
	30		100		600.			300			2													180.		200.	1900.		
	80		20					300																			30.	300.	1725.
	40				50.			200																			25.	200.	775.
	25		15		60.			100			4																20.	80.	890.
	580		224	4500	550	250	9980				364														2865	205	9120	60444	

* This will include only such cheese as is made upon the farm. Milk sent to cheese factories will be regarded as milk sold off the farm.

2144

SCHEDULE 3.—Productions of Agriculture in Washington, in the County of Franklin, in the Post Office: Washington Mo.



1	ACRES OF LAND.			PRESENT CASH VALUE.		7	LIVE STOCK, JUNE 1, 1870.								PRODUCE DURING THE									
	Improved.	UNIMPROVED.		Of farm.	Of farming imple-ments and ma-chinery.		Total amount of wages paid during the year in-cluding value of board.	Horses.	Males and Asses.	Milch Cows.	Working Oxen.	Other Cattle.	Sheep.	Swine.	Value of ALL live stock.	WHEAT.		Bye.	Indian Corn.	Oats.	Barley.	Buckwheat.	Rice.	Tobacco.
		Woodland.	Other unim-proved.													Dolls.	Dolls.							
	No.	No.	No.	Dolls.	Dolls.		Dolls.	No.	No.	No.	No.	No.	No.	No.	Dolls.	Bush.	Bush.	Bush.	Bush.	Bush.	Bush.	Bush.	Lbs.	Lbs.
2	3	4	5	6	7	8	9	10	11	12	13	14	15	16	17	18	19	20	21	22	23	24		
1	Osterwald Benj.	4		1000.	10.	50.	1	1			1	4	190.				100	20						
2	Wachusky Henry	30	10	1300.	150.	50.	3	1		3		15	425.		150		200	200						
3	Schoringer Frid.	40	40	3000.	200.	200.	3	3		6		25	525.		120		300	250	50					
4	Allius Vincent	35	65	2700.	180.	75.	2	2		5	4	20	400.		280		150	300						
5	Shelton Geo. W.	60	80	4000.	300.	400.	4	4		8	14	45	750.		400		350	200	80					
6	Osterwald Chas.	50	50	5000.	250.	700.	4	4		3	9	27	650.		340		400	200						
7	Schuller Francis	60	80	4000.	300.	400.	4	4		5	5	20	720.		280.		300	100						
8	Gutman Adam	40	20	1800.	250.	200.	3	3		5	6	15	625.		230		300	100						
9	Arnold John	100	180	7500.	560.	1050.	4	10		12	30	60	1090.		500		1000	400						
10	Kopp Joseph	20	25	1200.	40.	100.	2	2		4	5	12	370.		390		50	50						
11	Wiederhottmeyer Frid.	60	100	4700.	380.	450.		2	4		6	12	25	610.		200.		400	250					
12	Barnett William	20	60	1700.	150.	50.		2	2		2		12	440.		100		100	50				1200	
13	Watermann Fritz	60	60	3800.	250.	450.	4	9		3	9	35	930.		150	9	200	250						
14	Baumeyer Dora	30	30	1900.	150.	250.	2	2		6	5	32	530.		200		200	180						
15	Schroeder Gerhard	35	25	2000.	200.	25.	1	1	2		2	3	14	420.		100		150	180					
16	Sulltrap Peter	60	70	4000.	600.	350.	3	5		15	12	55	755.		300		400	450						
17	Holscher Henry	25	15	1400.	20.	100.							29	90.		50		150	60					
18	Holscher Casper	50	60	3600.	180.	400.	3	3		7	15	45	640.		200		150	300						
19	Hofmann Casper	35	15	1700.	150.	250.	2	1	2		5	7	25	505.		100		150	150					
20	Wisthold Anton	70	50	4000.	620.	500.	2	1	2		7	4	60	640.		180		150	300					
21	Nothe Matthias	30	50	3000.	250.	150.	2	2		5	7	25	405.		200		300	100						
22	Nothe Catherine	70	80	5000.	400.	750.	1	2	4		11	9	50	755.		230		350	300					
23	Hottgnar Henry	100	60	5300.	650.	1100.	2	2	3		7	4	60	755.		425		325	500					
24	Diener John	80	100	7200.	500.	600.	4	2	2		9	3	80	1120.		280		500	200					
25	Hundel Henry	35	113	4100.	200.	170.	2	3		5	7	25	435.		110		150	100						
26	Brockmann	35	45	2100.	250.	150.	2	2		3	7	20	410.		130		100	180						
27	Bueder Dietrich	45	35	2300.	290.	300.	1	1	2		3	3	25	500.		187		80	300					
28	Henschbroden Frid.	80	80	4700.	370.	700.	2	3		5		35	480.		300		250	250	40					
29	Buhr Frank	45	35	2000.	250.	300.	1	1		1		20	220.		300		300	25						
30	Clove & Kaiser	78	90	7400.	700.	1800.	4	5		2		60	890.		200	25	700	150						
31	Sharp Charles	100	180	11000.	750.	1450.	5	4		6	20	80	1100.		500		700	400						
32	Waincock B. D.	125	175	8200.	800.	1600.	6	5		10	11	70	1090.		720		1000	400	200					
33	Bryan John	40	100	5000.	280.	380.	2	2		5	8	25	520.		225		400	200						
34	Wiese Conrad	25	15	1500.	200.	50.	2	2				15	450.		140		200	150						
35	Augustin Sara	40	46	2000.	200	150	2	2		1		7	450.		339		100	120	20					
36	Hart Jos. J.	100	125	8000.	700.	1050.	5	5	2		4	6	40	1560.		750		500	60					
37	Wilson John E.	80	40	4500.	500	1000.	5	2	4		5	11	60	1280.		1160		1000	50					
38	Novack John	150	150	9000.	500.	2000.	4	3	4		5		25	1000.		800		500	250					
39	Parlier Pauline	70	70	4500.	340.	850.	2	2	3		5	16	50	680.		450		800	150					
40	Kammerer Martin	44	114	4000.	280.	500.	4	4		5	5	25	700.		300		200	100						
		2256	2739	161100	13350	21100	105	26	124		201	258	1342	26125		12016	34	13655	1925	390				1200

State of Missouri, enumerated by me on the 27th 28th day of June, 1870.

Francis W. Helms, Ass't Marshal.


YEAR ENDING JUNE 1, 1870.

Cotton. Bales (50 lbs.)	Wool. Lbs.	Peas and Beans. Bush.	POTATOES.		Orchard products. Dolls.	Wine. Gallons.	Produce of Market Gardens. Dolls.	DAIRY PRODUCTS.			SEED.					SUGAR.			BEES.		Forest products. Dolls.	Value of Home Manufactures. Dolls.	Value of animals slaughtered or sold for slaughter. Dolls.	TOTAL VALUE. Dolls.					
			Irish. Bush.	Sweet. Bush.				Butter. Lbs.	Cheese.* Lbs.	Milk sold. Gallons.	Hay. Tons.	Clover. Bush.	Grass. Bush.	Hops. Lbs.	Hemp. Tons.	Flax. Lbs.	Flax-seed. Bush.	Silk cocoons. Lbs.	Maple. Lbs.	Cane. Hhds. (1,000 lbs.)					Molasses. Gallons.	Wax. Lbs.	Honey. Lbs.		
25	26	27	28	29	30	31	32	33	34	35	36	37	38	39	40	41	42	43	44	45	46	47	48	49	50	51	52		
								100																		50.	150.	1	
			50	5	100.			100			8																120.	800.	2
			25		40.			300			10																200.	1000.	3
	12		30	11	25.			200			12																150.	985.	4
	40		80		150.			400			20													50.		350.	1890.	5	
	30		70	30	1000.	500		400			5												80.		280.	3110.	6		
	15		100	20	20.			400			17															100.	1050.	7	
	20		60	12	40.			300			14																150.	1150.	8
	100		25		60.			1000			23												80.		500.	2780.	9		
	15		10		10.			200			1															100.	910.	10	
	40		70	15	100.			400			4													75.		300.	2100.	11	
			80	10				200			1															100.	625.	12	
	30		35		100.			900.			5												100.		200.	1400.	13		
	20		20		60.			200			8												25.		300.	1125.	14		
	10		10		20.			200			9												40.		120.	700.	15		
	35		100	10	40.			500			16												100.		500.	1980.	16		
			60		35.						2															320.	800.	17	
	60		50	5	70.			300			14												200.		520.	1650.	18		
	25		40		90.			200			10													10.	300.	1080.	19		
	10		40	5	100.			200			27												120.		280.	1400.	20		
	20		70		200.			200			9															170.	1140.	21	
	20		80	10	150.			400			30												200.		290.	2000.	22		
	30		120	12	25.			300			41												150.		700.	2740.	23		
	10		70		200.			200			40												120.		900.	2700.	24		
	40		30	6	60.			300			17												80.		300.	1150.	25		
	20		20		10.			200			15												75.		220.	1000.	26		
	7		15	8	20.			200			20												100.	20.	260.	1240.	27		
			50		60.	60		300			8												350.		400.	1950.	28		
			80		40.			100			16												80.		200.	1180.	29		
			20	7	300.			500			25												1000.		500.	3200.	30		
	100		65		180.			400			40												200.	25.	780.	3150.	31		
	25		90	25	60.			500			40												150.		800.	3500.	32		
	20		25		40.			200			10												300.		300.	1650.	33		
			20	10	27.			200			8															100.	800.	34	
			20		15.			200			2															70.	880.	35	
	40		20	5	75.			200			8												180.	40.	280.	3400.	36		
	60		15	5	40.			400			3												50.		400.	2910.	37		
			40		200.			400			32												200.		220.	3600.	38		
	40		25					300			4												100.		250.	1780.	39		
	15		25	5	60.			400			1												150.		170.	1440.	40		
909			1855	216	3822	560		12400			575														4855	95	12260	68095	

* This will include only such cheese as is made upon the farm. Milk sent to cheese factories will be regarded as milk sold off the farm.

SCHEDULE 3.—Productions of Agriculture in Washington, in the County of Franklin, in the

Post Office: Washington Mo.



Name of Agent, Owner, or Manager.	ACRES OF LAND.			PRESENT CASH VALUE.		Total amount of wages paid during the year, including value of board.	LIVE STOCK, JUNE 1, 1870.								PRODUCE DURING THE YEAR.										
	Improved.	UNIMPROVED.		Of farm.	Of farming implements and machinery.		Horses.	Mules and Asses.	Milch Cows.	Working Oxen.	Other Cattle.	Sheep.	Swine.	Value of ALL live stock.	WHEAT.		Rye.	Indian Corn.	Oats.	Barley.	Buckwheat.	Rice.	Tobacco.		
		No.	Wood-land.												Other unimproved.	Dolls.								Dolls.	No.
1	2	3	4	5	6	7	8	9	10	11	12	13	14	15	16	17	18	19	20	21	22	23	24		
1. <u>Marion Anton</u>	16	44		1800.	50.	10.	2		2		2		20	400.		60		50	25						
2. <u>Kuchholz John</u>	35	45	10	2200.	300.	200.	1	1	3		3	18	16	550.		150		400	240						
3. <u>Hottmeyer George</u>	80	110	10	4000.	650.	350.	2	3	4		3	9	28	900.		200		300	180						
4. <u>Alfermann Fritz</u>	50	125		5000.	400.	400.	2	1	2		5	14	30	650.		240		400	250						
5. <u>Hottmeyer William</u>	30	50		2400.	200.	140.	2		1		3	4	15	340.		110		200	120						
6. <u>Hottmeyer Gerhard</u>	30	110		2100.	150.	50.	2		2		4	4	10	450.		70		300	420						
7. <u>Hottmeyer Henry</u>	30	50		2400.	250.	50.	3		4		6	7	14	650.		350		400	180						
8. <u>Hearding Henry</u>	100	50		4200.	750.	450.	1	2	3		20	14	25	720.		350		1000	100						
9. <u>Bueker Henry</u>	25	15		1600.	200.	50.	1	1	1		1		18	300.		200		300	50						
10. <u>Ohlendorf Chas.</u>	70	30		4000.	480.	500.	3		3		4	13	19	550.		500		500	400						
11. <u>Wiemann Henry</u>	30	20		2000.	300.	150.	2		3		5		16	400.		120		250	100						
12. <u>Johnson Melinda</u>	40	160		8000.	400.	400.	4	2	4		4	8	18	960.		320		150	100						
13. <u>Maume George</u>	75	29		4000.	550.	600.	1	4	4		6	9	20	800.		250		400	200						
14. <u>Frankenberg Frank</u>	30	32		2000.	100.	20.	2		2		4	6	10	350.		100		100	200						
15. <u>Frankenberg Fritz</u>	20	20		1200.	50.	15.	1	1	1		3		14	350.		100		50	100						
16. <u>Johnson Wilson</u>	65	35		3500.	200.	480.	3	1	1		1	12	22	660.		190		300	150						
17. <u>Peters Friedrich</u>	80	40	5	3600.	380.	125.	3	3	3		3	8	30	930.		250		500	200				800		
18. <u>Johnson William</u>	80	80		5000.	400.	250.	4	5	4		4	25	35	1230.		650		500	150						
19. <u>Baldwell Mary L.</u>	65	65		4200.	200.	500.	7	3	2		4	6	30	1600.		526		500	500						
20. <u>Smith Henry</u>	24	16		1300.	25.	40.	2		2		1			300.		150		150							
21. <u>Suselow Meigard</u>	45	35		2200.	250.	80.	2	1	2		2		12	425.		210		200	150						
22. <u>Schwitzer Henry</u>	40	40		3000.	300.	80.	2		1		2		6	375.		300.		100	150						
23. <u>Hammerschmitt Fesse</u>	60	20		2400.	400.	200.	3	2	2		1	18	22	790.		400		300	200						
24. <u>Rearus Geo. S.</u>	70	70		4500.	560.	340.		2	3		8		20	550.		300		400	100						
25. <u>Johnson Edw. B.</u>	75	85		5000.	480.	400.	3	5	4		5	26	40	1280.		390		800	50						
26. <u>Musschmann Hoy.</u>	30	34		2000.	200.	80.	3	1	3		2	7	17	695.		280		200	150						
27. <u>Schulz Andreas</u>	150	160		9500.	800.	1800.	1	7	7		8	50	40	1700.		900		1000	400				4000		
28. <u>Bahn Friedrich</u>	14			700.	20.	15.	1		2				6	180.		140		100	150						
29. <u>Borhan Joseph</u>	5			3000.	10.				1		1		3	60.											
30. <u>Mueller Fritz</u>	31			3100.	400.	100.	2	1	1		1		12	470.		130		20	30						
31. <u>Scholl Daniel</u>	18			800.	75.	25.	1						7	150.		100		50	80				2300		
32. <u>Wind Friedrich</u>	21			700.	100.	20.	2		3		2		10	450.		150		150	100						
33. <u>Lause Henry</u>	40	45		3000.	300.	150.	3	1	5		6	12	21	850.		270		400	250						
34. <u>Oldmann John</u>	50	100		6000.	450.	200.	4		5		7	27	25	900.		300		500	300						
35. <u>Kommles Chas.</u>	250	250		20000.	740.	1500.	4	2	4		7		50	1000.		1400		400	600						
36. <u>Kearless William</u>	18	8	4	4000.	150.	250.	1	1	2				10	400.				300	50						
37. <u>Kelly Thomas</u>	5			500.	20.				1				5	50.											
38. <u>Alkmeier Chs.</u>	30	20		2000.	150.	50.	2	2	4		5		20	700.		300		600	300						
39. <u>Stack Herman</u>	16			1600.	100	100.	1		1				1	150.				300	150						
40. <u>Johnson John</u>	20	60		2500	200	40.	1		2		3		15	250.		100		200	50						
	1965	1983	29	141000	11740	10110	84	52	104		146	297	422	24515		10556		12770	6625					4100	

State of Missouri, enumerated by me on the 28th to 30th day of June, 1870.

Francis W. Williams, Ass't Marshal.

YEAR ENDING JUNE 1, 1870.																									TOTAL VALUE.				
Cotton.	Wool.	Peas and Beans.	POTATOES.		Orchard products.	Wine.	Produce of Market Gardens.	DAIRY PRODUCTS.			SEED.			SUGAR.			BEES.		Forest products.	Value of Home Manufactures.	Value of animals slaughtered or sold for slaughter.	Estimated value of all farm production, including bet- terments and addi- tions to stock.							
			Irish.	Swet.				Butter.	Cheese.*	Milk sold.	Hay.	Clover.	Grass.	Hops.	Hemp.	Flax.	Flax seed.	Silk cocoons.					Maple.	Cane.	Molasses.	Wax.	Honey.	Dolls.	
Rates (450 lbs.)	Lbs.	Bush.	Bush.	Bush.	Dolls.	Gallons.	Dolls.	Lbs.	Lbs.	Gallons.	Tons.	Bush.	Dush.	Lbs.	Tons.	Lbs.	Bush.	Lbs.	Hds. (1,000 lbs.)	Gallons.	Lbs.	Lbs.	Dolls.	Dolls.	Dolls.	Dolls.			
25	26	27	28	29	30	31	32	33	34	35	36	37	38	39	40	41	42	43	44	45	46	47	48	49	50	51	52		
								200															100.	200.	450.				
	54		25		50.			300			3													200.	120.	1075.			
	30		60		30.			400			8													350.	160.	1350.			
	20		20		30.			200			22													100.	250.	1460.			
	15		20		50.			100			3													100.	150.	720.			
	10		25					200			2													100.	100.	600.			
	20		30		10.			400			3													100.	100.	1100.			
	50		25		600.			300			17														200.	2225.			
			20					100			4													200.	100.	860.			
	20		50		50.	25		300			10														300.	1675.			
			10		40.			300			3													400.	150.	1100.			
	25		40					400			2														200.	895.			
	30		30					400			5															260.	1080.		
	20		25					200			2															100.	565.		
			5					100			1															150.	425.		
	35		40	15	200.			100			1															150.	940.		
	19		25		100.			300			6															150.	1275.		
	38		15	3	200.			400			1													250.	180.	2000.			
	14		18	14	30.			200			11													150.	125.	1735.			
			40					200			3																400.		
			35					200			1															120.	660.		
			100					100			4															80.	790.		
	50		50		20.			200			20															240.	1400.		
			40		25.			300			17															300.	1480.		
	100		5	20	200.			400			1													250.	160.	1800.			
	20		50		50.			300			2														100.	100.	950.		
	140		120		300.			700			50														400.	500.	5000.		
			40					200			2																50.	460.	
			50			240	100.	100																			50.	575.	
			35			350	100.	100			7																30.	945.	
			40								1																75.	580.	
			30		50.			300			1															80.	670.		
	36		12		150.			500			6													50.	200.	1350.			
	100		80		200.			500			10														75.	150.	1590.		
			100	3	25.			400			2													400.	650.	4325.			
			40	25	100.	600	50.	200			6															100.	1275.		
			50		20.			100			1																70.	200.	
			40	5	25.			400			6																200.	1325.	
			40	5	50.	250		100			2																25.	650.	
			10					200			1																70.	425.	
846			1490	90	2605	1465	250	10400			244													3225	6395	48280			

* This will include only such cheese as is made upon the farm. Milk sent to cheese factories will be regarded as milk sold off the farm.



SCHEDULE 3.—Productions of Agriculture in Washington, in the County of Franklin, in the Post Office: Washington Mo.

Name of Agent, Owner, or Manager.	ACRES OF LAND.			PRESENT CASH VALUE.		Total amount of wages paid during the year, including value of board.	LIVE STOCK, JUNE 1, 1870.								PRODUCE DURING THE									
	Improved.	UNIMPROVED.		Of farm.	Of farming implements and machinery.		Horses.	Mules and Asses.	Milch Cows.	Working Oxen.	Other Cattle.	Sheep.	Swine.	Value of ALL live stock.	WHEAT.		Rye.	Indian Corn.	Oats.	Barley.	Buckwheat.	Rice.	Tobacco.	
		Wood-land.	Other unimproved.												Dolls.	Dolls.								Bush.
	No.	No.	No.	Dolls.	Dolls.		Dolls.	No.	No.	No.	No.	No.	No.	Dolls.	Bush.	Bush.	Bush.	Bush.	Bush.	Bush.	Bush.	Lbs.	Lbs.	
1	2	3	4	5	6	7	8	9	10	11	12	13	14	15	16	17	18	19	20	21	22	23	24	
Berghorn Fritz	25	15		1200.	400.	200.	2	2	3		10	320.		200		100	50							
Wolf Gerhard	30	50		1400.	100.	280.	2	1	2	4		20	500.		250		200	100						
Krammel Melinda	20	30		1200.	50.	100.	1	1	1	2	10	12	350.		100		100	50						
Uetaler Sus. G.	140	100	25	5300.	800.	1500.	5	2	5	7	28	40	1225.		800		1000	600					8000	
Chiles Ellen	70	40		3000.	250.	700.	5		5	7	20	50	1050.		350		700	600						9000
Drace William J.	30	120		3500.	150.	150.	2	2	2	3		50	750.		300		400	150						6000
Jasper Henry	35	45		4500.	150.	75.	2		3	4		20	500.		200		200	50						
Davidson Saml	100	15		3800.	350.	800.	5		2	3	18	25	855.		780		400	100						3000
Haynes John	100	68		4500.	250.	600.	3		3	5	13	25	610.		900		500	50						
Cole Jacob	100	50		4000.	200.	500.	2	1	6	6	24	24	800.		750		600	100						
Hill Daniel	40	75		3500.	200.	200.	5		3	5		15	780.		150		450	450						1500
Dasher James	4	36		900.	50.		4		2	3		6	640.											2000.
Perkins Ira	60	60		2400.	200.	350.	2		2	5		16	460.		480		800	200						
Brown Alexander	10			400.	50.	25.	1						120.				240							1200.
Kleinheider Math.	6	3		600.	10.	10.	1		4	2	2	10	300.		100		100							
Aschermann Henry	45	45		8500.	300.	350.	1	2	3	4	2	19	625.		224		350	100						
Holtthaus Henry	40	40		5000.	300.	200.	2		1	1		5	325.		219		150	200						
Buchholz H. & S.	35	36		5500.	350.	150.			3	3	2	7	575.		162		100	60						
Marquand Adolf	25	20		4000.	100.	50.			2	2	1	10	325.		60		30	50						
Lockwell Seth	20	60		3500.	25.	300.	2		1	2		8	325.				150							4500
Schroeder Frank	50	45		4500.	250.	400.			2	4	5	7	570.		275		200	150						
Jacobsmeyer Chas.	55	100		9000.	400.	450.	1	4	2	5	8	15	880.		300		300	50	50					
Kiegel Joseph	50	90	10	9000.	325.	400.	1	2	3	5	6	15	615.		250		50	250	30					
Hottgrewe Gerhard	40	30	10	4800.	320.	200.			2	3	4	5	480.		150		100	200	50					
Massmann Ernst	30	90		3500.	200.	100.			3	3	3	5	575.		100		200	120	50					
Kallmann Wm.	30	90		3500.	475.	150.			2	2	3	7	33	485.		170		125	180					
Kallmann W. H.	30	75	10	3000.	480.	100.			2	1	4	9	23	475.		220		100	180					75
Stappeworth W. H.	20	30		1600.	100.	50.	3		3	3		10	460.		76		75	150						
Schwegman Geo. H.	40	70		3200.	250.	50.	1	1	2	2	6	12	370.		120		80	180						
Wider John J.	40	80		3800.	300.	200.	2	2	2	3	2	21	675.		280		200	120						
Kochmann Hcer.	50	130		5400.	280.	200.	2	1	3	3	5	10	575.		200		100	120	30					
Kiegel Henry	35	65		3300.	200.	150.	2	1	2	3	6	12	530.		223	10	100	300						
Drwert William	30	50		2500.	200.	200.	1	2	2	4	10	19	520.		170		100	180						
Rolf Henry	30	50		2500.	200.	200.			2	2		6	390.		240		25	100						
Stadelmann Hg.	20	60		2300.	140.	150.									30		50	50						
Schwegmann Herm.	40	70		4000.	280.	150.	1	2	2	4	6	12	500.		200		200	180						
Spunhorst Geo. S.	40	40		2500.	290.	100.			2	3	3	11	520.		150		150	180						
Messner Ferd.	40	40		3100.	270.	100.	4	1	1	5	3	16	725.		175		200	200						
Holtmeyer Wm.	40	80		4500.	250.	200.	1	2	3	5	12	18	600.		160		300	300	60					
Tobben Henry	20	60		2600.	100.	50.			2	2	2	6	7	380.		150		100	100					
	1665	2255	55	145500.	9595.	10140	66	49	94		135	233	21760		9664	10	9325	5900	270					35275

State of Missouri, enumerated by me on the 1st 10th day of July, 1870.
Franzi Willauer, Ass't Marshal.

YEAR ENDING JUNE 1, 1870.

Cotton. Bales (450 lbs.)	Wool. Lbs.	Peas and Beans. Bush.	POTATOES.		Orchard products. Dolls.	Wine. Gallons.	Produce of Market Gardens. Dolls.	DAIRY PRODUCTS.			Hay. Tons.	SEED.			Hops. Lbs.	Hemp. Tons.	Flax. Lbs.	Flax-seed. Bush.	Silk cocoon. Lbs.	SUGAR.		Molasses. Gallons.	BEES.		Forest products. Dolls.	Value of Home Manufactures. Dolls.	Value of animals slaughtered or sold for slaughter. Dolls.	TOTAL VALUE. Dolls.		
			Irish. Bush.	Sweet. Bush.				Butter. Lbs.	Cheese.* Lbs.	Milk sold. Gallons.		Clover. Bush.	Grass. Bush.	Maple. Lbs.						Cane. Hhds. (1,000 lbs.)	Wax. Lbs.		Honey. Lbs.							
25	26	27	28	29	30	31	32	33	34	35	36	37	38	39	40	41	42	43	44	45	46	47	48	49	50	51	52			
			25		100.			200																	25.	200.	775.	1		
			10		50.			200																	50.	100.	750.	2		
	30		20	15	20.			100																	100.	50.	475.	3		
	100		30	15	300.			500		10															150.	250.	4045.	4		
	60		25	20	300.			500		3															150.	250.	3275.	5		
			25	10	100.			200		2																140.	140.	2100.	6	
			20		50.			300		3																150.	200.	950.	7	
	60		50	10	200.			200		14																	250.	2325.	8	
	40		40		150.			300		20																180.	300.	2570.	9	
	75		25		300.			500		10																100.	300.	2400.	10	
			20	5	450.			300																		100.	120.	1450.	11	
			10					200																					450.	12
			25	5	150.			200																		25.	160.	1575.	13	
																													350.	14
	8							400																					350.	15
	6		100		500.			300		21																30.	200.	1630.	16	
			50		150.			100		3																50.	100.	970.	17	
	25		50		20.			300		1																75.	80.	680.	18	
			20					200		1																	100.	345.	19	
			10	5				100																				80.	875.	20
	30		100		25.			400		5																50.	120.	990.	21	
	28		250		50.			200		8																100.	200.	1375.	22	
	20		50		20.			300		4																150.	80.	975.	23	
	20		35		50.			300		3																	60.	675.	24	
			20		10.			300		2																200.	40.	725.	25	
	30		30		10.			200		2																60.	80.	810.	26	
	34		25		7.			100		3																	150.	755.	27	
			30		30.			300		1																		70.	450.	28
	22		30		10.			200		2																30.	100.	410.	29	
	5		40		20.			200		1																12.	100.	800.	30	
	20		50		10.			300		3																75.	100.	800.	31	
	25		50		30.			200		2																35.	80.	815.	32	
	38		50					200		2																	100.	625.	33	
			15		15.			200		2																	15.	80.	580.	34
			40		50.																							100.	360.	35
	20		25		25.			200																		100.	100.	790.	36	
	37		40		40.			300		3																		120.	730.	37
	12		20					100																				160.	775.	38
	40		50		50.			300		2																150.	120.	1350.	39	
	22		60		30.			200		3																50.	50.	590.	40	
807			1565		3322			9600		136															2307	25	4890	43600		

* This will include only such cheese as is made upon the farm. Milk sent to cheese factories will be regarded as milk sold off the farm.

State of Missouri, enumerated by me on the 5th 10th 96 day of July, 1870.
Francis Wilhelm, Ass't Marshal.

YEAR ENDING JUNE 1, 1870.

Cotton. (Bales 450 lbs.)	Wool. Lbs.	Peas and Beans. Bush.	POTATOES.		Orchard products. Dolls.	Wine. Gallons.	Produce of Market Gardens. Dolls.	DAIRY PRODUCTS.			Hay. Tons.	SEED.		Hops. Lbs.	Hemp. Tons.	Flax. Lbs.	Flaxseed. Bush.	Silk cocoon. Lbs.	SUGAR.			BEES.		Forest products. Dolls.	Value of Home Manufactures. Dolls.	Value of animals sold for slaughter. Dolls.	TOTAL VALUE. Dolls.	
			Irish. Bush.	Sweet. Bush.				Butter. Lbs.	Cheese.* Lbs.	Milk sold. Gallons.		Clover. Bush.	Grass. Bush.						Maple. Lbs.	Cane. Hhds. (1,000 lbs.)	Molasses. Gallons.	Wax. Lbs.	Honey. Lbs.					
25	26	27	28	29	30	31	32	33	34	35	36	37	38	39	40	41	42	43	44	45	46	47	48	49	50	51	52	
			20		50.			200			3															120.	550.	1
			25		10.			160			1												100.		60.	485.	2	
	15		50		15.			160			3														100.	570.	3	
	20		20		10.			240			1														50.	4100.	4	
	16		50		20.			320			3														100.	500.	5	
	50		100	20	50.			160			20													100.	250.	1800.	6	
			50		25.						8													100.		650.	7	
	20		30		10.			240			2													150.	100.	800.	8	
	40		50		10.			240			2													50.	150.	875.	9	
	30		50		40.			240			5													50.	200.	1200.	10	
	40		50		50.			240			4													150.	200.	1250.	11	
	25		30		50.			240			4													100.	150.	750.	12	
	25		50		50.			160			6													100.	120.	970.	13	
	30		100	25				240			4													80.	200.	1300.	14	
			10					160			3													75.	75.	650.	15	
	25		50	5	10.			300			3													50.	200.	1350.	16	
	40		30		25.			160			12													100.	200.	1430.	17	
	40		40		25.			300			4													100.	200.	1570.	18	
	38		60		20.			160			6															175.	800.	19
	40		30	5	50.			100			3													25.	125.	1025.	20	
			40		50.			200			5													100.	100.	1000.	21	
	35		25		10.			300			4													50.	200.	1220.	22	
	50		20		200.			200			5													150.	220.	1490.	23	
	50		25	10	500.			300			3													50.	300.	5600.	24	
	30		50		250.	140		480			4													80.	330.	4555.	25	
			70					100																	40.		950.	26
			100	20	25.			300			10													250.	400.	2225.	27	
			40	10	20.			180			4													300.	200.	1725.	28	
			10		40.			200			3															75.	625.	29
			50		50.			200			2													100.	20.	550.	30	
	10		15		40.			100			4													50.	80.	530.	31	
	30		30		100.			240			5													150.	200.	1125.	32	
	60		40		50.			350			5													150.	200.	1075.	33	
	15		30		50.			160			2													50.	120.	625.	34	
			40		100.			100			4													100.	120.	880.	35	
	10		25		40.			240			4													120.	150.	800.	36	
	12		70	5	50.			160			14													160.	200.	1385.	37	
	15		100	5	25.			160			12													50.	350.	1455.	38	
	35		50		40.			240			8													75.	200.	1055.	39	
	20		60		20.			240			10													80.	225.	1075.	40	
866			1795	105	2180	140		8490			205													3435	6445	48730		

* This will include only such cheese as is made upon the farm. Milk sent to cheese factories will be regarded as milk sold off the farm.



SCHEDULE 3.—Productions of Agriculture in Washington, in the County of Franklin, in the Post Office: South Point Mo

1	ACRES OF LAND.			PRESENT CASH VALUE.		7	LIVE STOCK, JUNE 1, 1870.								PRODUCE DURING THE							24	
	2	UNIMPROVED.		5	6		8	9	10	11	12	13	14	15	WHEAT.			19	20	21	22		23
		3	4												16	17	18						
No.	No.	No.	Doll.	Doll.	Doll.	No.	No.	No.	No.	No.	No.	No.	Doll.	Bush.	Bush.	Bush.	Bush.	Bush.	Bush.	Bush.	Lbs.	Lbs.	
1	57	15		3500.	250.	580.		2			2		17	480.		275		600	300				2000
2	40	28		3000.	300.	575.	2		2		3		10	400.		120		300	100				
3	30	23		2500.	380.	150.	4		4		4	6	8	700.		400		200	60				
4	30	58	10	3500.	200.	300.	2		2		3		12	380.		150		500	60				
5	40	40	5	3200.	150.	200.										100		200	100				
6	10	20	10	1800.	150.	10.	1	1	2		1	4	7	350.				300					
7	40	26		3500.	100.	540.	1	1	4		2	4	7	420.		400		25	120				
8	40	70		3500.	200.	240.	4		4		4		9	575		300		200	175				
9	30	20		2500.	250.	300.	2		2		2		15	360.		100		200	50				2000
10	50	50		4000.	400.	700.	3		1		3		10	440.		360		400					3000
11	100	80		7200.	480.	1400.	3		2		2		15	480.		500		1200	100				4000
12	30	100		4000.	200.	400.	1	1	1			7	10	360.		250		100	25				2000
13	60	200	20	10000.	450.	2200.	5	6	2		28	30	30	2060.		1100		1000	300				9000
14	30	100		4000.	200.	300.	1	1	1			7	12	350.		200		150	50				1000
15	60	75	10	7250.	350.	780.	4	2	3		6	21	13	1110.		280		1000	45				1000
16	40	75		4800.	200.	400.	4		2		1			600.		151		400	75				4000
17	110	141		10000.	500.	2100.	4		2		7	29	18	820.		800		800	200				3500
18	10			500.	20.		1		1		1		5	190.				300					2500
19	40	61		3600.	180.	25.	2		2		2		35	425.		250		100	50				
20	90	110		8500.	400.	900.	2		2		4	11	63	580.		800		350	100				
21	16			2000.	10.	25.	1		1		1		10	200.		40		150	50				
22	25	15		1400.	50.	25.	2		1		2		12	310.		90		200	100				
23	20	20		1200.	50.	50.	2		2		4		16	400.		50		180	60				
24	15	35		1300.	100.		2		2		1		6	350.		100		160	100				
25	10	15		1000.	25.		1		1				4	125.		50		50	25				
26	25	35		2100.	150.		2		2		2		10	300.		200		100	100	50			
27	12	28		1100.	60.	20.	1		2		1		8	200.		100		200	50	25			
28	18	22		1400.	50.	50.	2		3		2		20	350.		250		250	100	50			
29	20	20		2000.	100.	100.	3	1	2		6		10	450.		300		300	50	100			
30	16	24		1200.	50.	150.	2		2		4		20	340.		100		400	100				
31	10	30		1000.	100.	50.	2		3		2		10	275.		100		50					
32	15	25		1200.	60.		1	1	2		3		8	250.		50		100	50				
33	16	30		1500.	100.	100.	2	1	3		4		20	400.		100		200	100				
34	12	32		1000.	50.	50.	2		1		2		5	200.		100		50	50				
35	10	30		1100.	60.	10.	2		1		2		10	225.		50		100	50				
36	20			1200.	50.	20.	2		2		2		10	300.		100		100	100				
37	25	25		1500.	60.	100.	2		3		2		20	340.		200.		200	100				
38																							
39																							
40																							
	1216	1698		114050	6495	12800	44	14	72		115	119	405	16005		8516		11115	3093	225			34000

