





State of Wisconsin, enumerated by me on the 18.19.22.729 day of August, 1870.  
David L. Heasel, Ass't Marshal.

YEAR ENDING JUNE 1, 1870.

Cotton.	Wool.	Peas and Beans.	POTATOES.		Orchard products.	Wine.	Produce of Market Gardens.	DAIRY PRODUCTS.			SEED.			SUGAR.			BEES.		Forest products.	Value of Home Manufactures.	Value of animals slaughtered or sold for slaughter.	Estimated value of all farm production, including betterments and additions to stock.						
			Irish.	Sweet.				Butter.	Cheese.*	Milk sold.	Hay.	Clover.	Grass.	Hops.	Hemp.	Flax.	Flax-seed.	Silk cocoons.					Maple.	Cane.	Molasses.	Wax.	Honey.	
Dales (450 lbs.)	Lbs.	Bush.	Bush.	Bush.	Dolls.	Gallons.	Dolls.	Lbs.	Lbs.	Gallons.	Tons.	Bush.	Dush.	Lbs.	Tons.	Lbs.	Bush.	Lbs.	Lbs.	Hhds. (1,000 lbs.)	Gallons.	Lbs.	Lbs.	Dolls.	Dolls.	Dolls.	Dolls.	
25	26	27	28	29	30	31	32	33	34	35	36	37	38	39	40	41	42	43	44	45	46	47	48	49	50	51	52	
1	25	26						75													40				20	75	425	1
2	20	30						100			1														10	150	725	2
3	10	40						100			1										40					180	850	3
4	10	40						75																	10	100	525	4
5	12	25						50			1														15	70	350	5
6	12	20						25			1										8				10	90	475	6
7	30	10						100			1										20				30	100	625	7
8	25	20						100			1										18					50	525	8
9	20	25						75			1														10	80	450	9
10	25	30						100			1										40				40	75	650	10
11		25						100			2															50	250	11
12	20	40						100			2										40					75	550	12
13	10	10						100			1															50	525	13
14	12	5						50			1															75	500	14
15	24	60						100			2										40				20	120	950	15
16	30	17						100			3										60				40	200	1000	16
17	18	15						25			1														15	75	475	17
18	30	50						25			6										40				25	160	1150	18
19	18	4						25													20				10	80	325	19
20	20	25						100			1										40				20	120	725	20
21		25						100			1										30					100	475	21
22	15	30						50													15					75	450	22
23	10	8						50			2										40					75	425	23
24	30	40			25			100			7										20				20	240	825	24
25	20	30						75			2										30				25	100	525	25
26	10	30						100			1										20				30	75	350	26
27	10	20						75													10				10	50	300	27
28		25						100			2										40					100	625	28
29	16							50																	20	150	375	29
30	10	10						50			1										42					75	400	30
31	25	15			10			50			1										60				40	125	550	31
32	48	12			100			100			3										60				60	200	600	32
33	60	15						100			1										40				10	150	1050	33
34	20	12									6										60				30	70	500	34
35	25	20						50			1										20					100	375	35
36	14	25						75			1										18				30	125	800	36
37	20	20						50			1										6				20	140	625	37
38	6	5						50													40					50	275	38
39	35	10			10			100			2														50	50	675	39
40		30						100			3															50	700	40
	765	899			145			2950			62									957					620	4075	22950	

\* This will include only such cheese as is made upon the farm. Milk sent to cheese factories will be regarded as milk sold off the farm.



SCHEDULE 3.—Productions of Agriculture in Basel Township, in the County of Gasconade, in the Post Office: Drake P.O.



Name of Agent, Owner, or Manager.	ACRES OF LAND.			PRESENT CASH VALUE.		Total amount of wages paid during the year, including value of board.	LIVE STOCK, JUNE 1, 1870.								PRODUCE DURING THE YEAR.									
	Improved.	UNIMPROVED.		Of farm.	Of farms, improvements and auxiliary.		Horses.	Mules and Asses.	Milk Cows.	Working Oxen.	Other Cattle.	Sheep.	Swine.	Value of ALL live stock.	WHEAT.		Rye.	Indian Corn.	Oats.	Barley.	Buckwheat.	Rice.	Tobacco.	
		Wood-land.	Other unimproved.												Dolls.	Dolls.								Spring.
	No.	No.	No.	Dolls.	Dolls.		Dolls.	No.	No.	No.	No.	No.	No.	Dolls.	Bush.	Bush.	Bush.	Bush.	Bush.	Bush.	Bush.	Lbs.	Lbs.	
1	2	3	4	5	6	7	8	9	10	11	12	13	14	15	16	17	18	19	20	21	22	23	24	
Reckman Aug	20	180		1800	150	20	4	1	2				7	464	220		260	50						
Bader Peter	30	114		1200	150	20		2	1				6	275	238		50	100						
Pohlman Fred	10	70		1200		50	1	1						100	90		25							
Paser Rudolph	22	118		1500	150	40	2		3	1	10	18	300	150	150		200	50						
Rupet Henry	40	160		2500	150	100	5		3	2	10	10	550	200	200		300	150						
Coalton John	60	140		3000	300	50	8		3	2	8	20	11	1000	350		400	100						
Davis Geo. L.	100	161		4500	300	300	7	2	4	5	15	32	850	500	500		500	300						
Roch Joseph	30	288		2500	300	100	3	2	2			10	8	485	300		100	50						
Oberg William	25	55		1800	150	30	2		2			4	5	240	200		50	25						
Langeudorfer Chas	35	165		2000	150		1	2	3	2	3	5	7	450	250		200	150						
Welle Catherine	40	260		3000	300		4		4	1	4	18	494	170	170		200	150						
Kraetz George	100	220		7000	700	200	2	9	6	2	8	6	8	1050	600		500	600						
Meyer Jacob	50	190		2500	300		2	4	4	3	9	14	625	225	225		200	100						
Schneider John	30	90		1500	150		4	1	3	3	7	10	540	200	200		50	150						
Reif Leander	40	290		1500	150		5		4	3	70	13	580	50	50		60	100						
Hepman Henry	25	77		1200	100		2		3	2			14	320	200		100	100	24					
Berger John H.	100	100		3000	200		1	4	4		14	18	20	820	650		500	600						
Berger William	100	400		4000	800	400	3	6	6		5	12	25	1175	700		600	1400						
Kehl Simon	35	145		1500	150	100	3		4		4	5	350	246	246		200	175						
Winters Herman	50	110		2000	300		4		4	3	5	10	480	500	500		400	400						
Krone Ernest	35	125		1200	100		3		3	1	9	6	340	150	150		50	150						
Weissman William	60	90		2500	300	100	3	1	3	3	8	21	467	600	600		200	450						
Wittman Henry	65	175		2500	300	100	3		2	3		9	325	325	325		200	300						
Winters Henry	35	85		1600	100	50	2		1			8	191	205	205		200	350						
Schmidt Henry	25	75		600	100		2		2	1	6	4	230	80	80		20	100						
Raum John	35	45		1000	100		2		2	2	7	3	240	176	176		100	100						
Weidbrink Fred	20	60		800	100				2	2	8	5	186	156	156		50	50						
Schwab Michael	25	175		1500	100	50	3		2	5	6	10	337	140	140		200	200						
Hepman William	30	228		2000	100	40	4		3	4	14	14	500	202	202		200	150	85					
Benecke Adrich	35	255		1500	100				1	2			7	116	63		50	75	29					
Hepman Phillip	30	30		1000	100	35	2		3	5	9	19	340	234	234		150	200						
Eller Doretha	30	70		1500	50		4		3	2	7	8	485	135	135		50	250						
Bland Fred	60	360		3000	300	30	3	2	2	1	9	15	550	325	325		300	300						
Austerman Fred	60	420		4000	300		3	2	3	4	13	7	555	350	350		200	500						
Hildebrand Wm	50	30		2000	300	100	2		3	2	9	14	350	250	250		300	400						
Horstman Jno. P.	35	105		1500	250	60			2	3	3	6	2	321	150		200	250						
Spencer Henry	35	115		1500	100		3		3	3	7	9	362	70	70		60	125						
Ringholder Casper	40	160		2000	100	150	3		2	2	4	4	9	426	180		100	200						
Roberts William	35	145		2000	200	50	3		3	3	4	13	365	433	433		200	200						
Bushholz Henry	60	180		3000	350	25	2	4	6	5	12	20	764	425	425		250	500						
	1742	6759		85200	8400	2200	110	45	117	16	119	297	244	8530	10888		79159	6501	82					







SCHEDULE 3.—Productions of Agriculture in Roerf Township, in the County of Gasconade, in the  
 Post Office: Zoolan



1	Name of Agent, Owner, or Manager.	ACRES OF LAND.			PRESENT CASH VALUE.		Total amount of wages paid during the year, including value of board.	LIVE STOCK, JUNE 1, 1870.							PRODUCE DURING THE YEAR.									
		UNIMPROVED.			Of farm.	Of farming implements and machinery.		Horses.	Mules and Asses.	Milk Cows.	Working Oxen.	Other Cattle.	Sheep.	Swine.	Value of all live stock.	WHEAT.								
		Improved.	Wood-land.	Other unimproved.												Spring.	Winter.	Rye.	Indian Corn.	Oats.	Barley.	Buckwheat.	Rice.	Tobacco.
2	3	4	5	6	7	8	9	10	11	12	13	14	15	16	17	18	19	20	21	22	23	24		
1	Mittendorf Henry	35	205		2000	100	50	3	4	2	3	11	380		220	250	100	5						
2	Lewicke Christ	40	280		2500	150		5	3	2	4	10	861		220	200	100							
3	Rost Jacob	20	220		1400	100		2	2	2	3	3	310		220	60	50							
4	Roberson Galaw	30	198		2500	100	10	2	2	4	2	3	910	328	136	200								
5	Sewing Henry	20	100		1200	250			2	3		2	610	350	200	150	100							
6	Friedrich John	40			2000	100		3	3	2	3	10	15450		270	200	150	50						
7	Burkart Louis	40	182		2500	300	100	3		1	1	3	8300		358	100	125							
8	Wondrazeck John	17	103		500	100	60	2		2		2	225		70	50	100							
9	Steinbeck August	45	237		2500	300	30	2	3	2		3	214	515	350	100	250	15						
10	Worden Mary	20	60		500	25		1		1		2	2130		60	100								
11	Schmidt Just	35	125		1500	100		2		2		3	3250		161	100	100							
12	Ohring Henry	40	75		1500	100		4	2	2		2	48	495	320	300	100							
13	Ohring Fred	26	149		1800	100		1	2	2		1	43	330	142	150	100							
14	Meyers Thomas	30	210		1500	100			2	2		2	10290		285	200	50							
15	Bieber John	20	30		1000	100		3		2		3	5315		220	180	150							
16	Bieber Reynold	20	30		1000	100		2		1		1	8210		160	200	100	14						
17	Williams Henry	15	50		600	100		2		2		3	7250			100								
18	Meyers John	12	148		500	100			2	1		1	17251		45	50	25							
19	Witzgen David	30	210		2000	300		4		2		5	83375		200	50	50	26						
20	Katz Joseph	40	190		2000	300		4		3		7	8465		200	300	100	50						
21	Michel Madin	25	35		500	125		3	1	4		1	84435		130	150	50	10						
22	Michel John	40	160		2000	300	50	2	2	4		7	814	514	300	200	200							
23	Michel John	30	230		1500	200		3	1	4	2	6	1010	560	300	200	150	15						
24	Michel Jacob	20	60		500	200		1	3	2		3	410	410	150	150	100							
25	Schneider Jacob	30	150		2000	300	50	2	2	3		3	69	450	290	150	100							
26	Ulrich Joseph	30	100		1500	100		1	1	3		2	210	275	100	100	25							
27	Milling Michel	35	155		2000	100		1	3	4		1	1115	475	200	150	60							
28	Mueller Phillip	30	149		1000	200		2		2		4	414	290	280	50	100							
29	Schidecked Aug	25	175		1500	100			2	3		2	312	325	100	150	50							
30	Doffinger Jacob	40	200		2500	200		2	4	3		5	106	625	500	50	100							
31	Alleman John	40	200		2000	200		4	2	3		4	95	650	130	100	60	20						
32	Schneider Fred	20	160		1500	100		1	2	3	2	2		450	90	60	150							
33	Emery Conrad	15	145		1500	100			2	3		3	5315		119	10	125							
34	Bieber Alois	35	213		1200	400	50	1	2	2		3	5320		163	100	150							
35	Bieber Adolph	25	215		1000	50				2				70	80	50	80	40						
36	Bieber John	15			200	75			2	1		1	3190		75	200	100	170						
37	Moocke Jacob	60	160		3000	350	150	3	3	2	6	13	8436		173	150	100	40						
38	Boesch Jacob	30	180		2500	150	30		2	4		7	6688		222		18							
39	Pausch Christ	20	140		500	25		1	2	1			2110		100									
40	Boesch Andrew	60	220		3000	150	50	4		4		8	1012	325	300	500	400	25						

1220.5869 6490.6350 630.76.46.100.16.12.17.28.14863 7431.55603800.498











State of Wisconsin, enumerated by me on the 29.30.31 day of August, 1870.

Pied L. Kreuzer, Ass't Marshal.

YEAR ENDING JUNE 1, 1870.

Cotton.	Wool.	Peanut Beans.	POTATOES.		Orchard products.	Wine.	Produce of Market Gardens.	DAIRY PRODUCTS.				SEED.		Hops.	Hemp.	Flax.	Flax seed.	Silk cocoons.	SUGAR.		Molasses.	BEES.		Forest products.	Value of Home Manufactures.	Value of animals slaughtered or sold for slaughter.	Estimated value of all farm production, including production to stock.	
			Irish.	Sweet.				Butter.	Cheese.*	Milk sold.	Hay.	Clover.	Grass.						Maple.	Cane.		Wax.	Honey.					Dolls.
(450 lbs.)	Lbs.	Bush.	Bush.	Bush.	Dolls.	Gallons.	Dolls.	Lbs.	Lbs.	Gallons.	Tons.	Bush.	Bush.	Lbs.	Tons.	Lbs.	Bush.	Lbs.	Hhds. (1,000 lbs.)	Gallons.	Lbs.	Lbs.	Dolls.	Dolls.	Dolls.	Dolls.		
25	26	27	28	29	30	31	32	33	34	35	36	37	38	39	40	41	42	43	44	45	46	47	48	49	50	51	52	
1			10					50			1															30	300	1
2	10		40					50			1															100	425	2
3			40					100			4										20					100	500	3
4	10		40					75			2															80	475	4
5	28		40					100			6															25	225	5
6	40		60					100			3															65	185	6
7	30		40					100			10										5					20	200	7
8	12		40					100			8															15	200	8
9	6		30					25			1										8					125	600	9
10	20		30					50			1										4					50	100	10
11	15		25					50			2															80	525	11
12			25					50			1																	12
13	12		20					100			1															15		13
14	25		50					100			1										15					30	150	14
15	20		25					100			2															25	180	15
16	15		16					50			2															20	100	16
17	30		50		30			50			4										10					20	140	17
18	30		20		10			100			1															30	120	18
19	44		50		100			100			2															65	120	19
20	6							100			1															40	300	20
21	25		20					100			1															15	80	21
22	25		25					75			1										10					20	120	22
23	25		25					75			3										12					30	140	23
24	30		10					100			4															30	130	24
25	20		10					100			4										10					20	150	25
26	12		30		10			100			2															15	180	26
27	10		15					100			2															10	120	27
28	20		15		50			100			4										20					20	200	28
29	20		25					100			4										6					15	100	29
30	24		26					100			4										20					20	80	30
31	14		25					75			8										20					25	200	31
32	16		30					50			3															10	110	32
33	10		12					75			1															10	60	33
34	24		30					50			4															40	70	34
35	10		20					50			1										15					10	75	35
36	30		25	4	10			50			8															10	180	36
37	14		30		30			50			1										15					70	530	37
38	25		50		100			100			6										10					30	160	38
39	35		40		15			100			1										20					60	750	39
40	30		30					100			2										10					30	180	40
	770		1124		255			3180			118									230					720	4820	26270	

\* This will include only such cheese as is made upon the farm. Milk sent to cheese factories will be regarded as milk sold off the farm.



SCHEDULE 3.—Productions of Agriculture in Rockwell Township, in the County of Garrison, in the Post Office: Bay

Name of Agent, Owner, or Manager.	ACRES OF LAND.			PRESENT CASH VALUE.		Total amount of wages paid during the year, including value of board.	LIVE STOCK, JUNE 1, 1870.								PRODUCE DURING THE YEAR.									
	Improved.	UNIMPROVED.		Of farm.	Of farming implements and machinery.		Horses.	Mules and Asses.	Milch Cows.	Working Oxen.	Other Cattle.	Sheep.	Swine.	Value of ALL live stock.	WHEAT.		Rye.	Indian Corn.	Oats.	Barley.	Buckwheat.	Rice.	Tobacco.	
		No.	Wood-land.												Other unimproved.	Dolls.								Dolls.
1	2	3	4	5	6	7	8	9	10	11	12	13	14	15	16	17	18	19	20	21	22	23	24	
Schroeder Lud	13	65		580	50	35	1	2	2	6	6	172		62		120	70							1
Bueckel Adolph	26	174		1000	100		1	4	2	12	23	326		135		200	90	15						2
Langenberg Fred	30	90		1500	120		3	3	2	6	20	452		190		200	125	30						3
Neese Louis	100	234		5500	500	200	2	2	4	6	22	28	581		500		500	350						4
Schooland Will	22	65		1200	50		2	4	4	7	19	360		867		160	100							5
Neugeb Ernst	22	178		1600	150	25	1	1	1	7	12	245		139		100	50							6
Muitemacher Henry	50	310		2500	250		5	5	5	14	12	652		202		210	200							7
Muellis Henry	50	170		5000	500	350	6	5	7	13	26	871		580		400	350							8
Rupfopp Anna	40	360		4500	220		4	4	2	12	10	471		150		200	158	20						9
Binkman Franz	45	275		3000	220	70	3	1	2	5	6	345		250		140	250							10
Neibert August	45	127		3000	350		3	4	4	12	17	540		320		400	125	15						11
Schulte John D.	25	115		1000	110	50	2	2	1	7	8	305		50		75								12
Zalk Friedrich	90	381		6000	800	300	9	1	5	4	18	22	1070		690		500	250	300					13
Binkman Henry	65	357		6000	400	300	4	1	5	4	14	15	673		400		300	250	30					14
Cooney Henry	40	150		600				1			6	25		40		60	50							15
Langenberg William	32	213		2000	150	50	2	2	3	12	20	339		235		200	150							16
Bonampole Fred	25	83		1000	120		3	3	3	12	8	353		113		200	100							17
Carroll Nestiah	65	205		1000	35		2	2	3	8	12	195		140		400	100							18
Blinne Charles	50	263		2500	450	15	4	4	3	6	21	372		350		600	200							19
Kleeb Thomas	45	315		1000	100	20	4	4	2		16	424		200		300	200							20
Neusly Thomas	40	80		1000	350	10	3	2	2	1	16	13	419		100		150	200						21
Koulich Oscar	20	340		1500	50		3					200				45	60							22
Sulthaus Bernhard	40	80		1800	120	10	5	4	6	16	17	359		230		300	150	18						23
Pohlman Christ	45	155		1700	100		4	1	3	3	5	12	457		230		500	258						24
Frey Phillip	32	368		800	100		3	3	2	7	10	345		120		150	120	20						25
Fehner Bernhard	68	290		3500	120	50	2	2	4	6	26	415		300		400	200							26
Mibrogge Math	80	640		4000	300	300	2	2	4	4	6	20	708		160		600	400						27
Cooper Benton	60	175		3500	250	20	4	3	2	17	20	480		140		250	175							28
Cooper Thomas	25	135		2000	100	40	4	2	6	10	28	638		145		250	100							29
Braunson Galber	15	395		2000	150		2	2		7	20	310		190		300	60							30
Meyer John A.	40	160		1600	100	30	3	2	3	2	11	450		235		300	230	43						31
Leimbiller Casper	35	205		2000	125	30	2	4	3	15	25	427		135		400	75							32
Parkins Napoleon	45	270		6000	75	40	2	1	3	3	2	18	465		74		1200							33
Binkman Fred	40	220		3500	250	45	2	2	2	2	3	29	600		260		300	120						34
Reithmeyer Mel	45	175		2500	100	45	3	3	1	1	20	371		330		250	125	30						35
Reckins Isaac	75	311		5000	550	300	5	2	6	5	25	75	1048		174		800	250						36
Bennipal Will	65	317		5500	212	50	6	1	3	8	20	750		125		600	205							37
Bennipal Hugh	65	317		5500	212	50	6	2	3	8	20	777		125		600	205							38
Parkins Miriam	80	450		5500	250	600	9	4	7	7	20	550		365		300	1200							39
Videvhaugen Maria	75	101		3000	225	300	4	3	5	6	31	600		300		650	150					4		40
	862	928		112,100	8,120	3335	135	15	123				123	366	736	20062		9171		36608	251521			



State of Missouri, enumerated by me on the 19, 20, 21, 22, & 23 day of July, 1870.

Pred L. Neusel, Ass't Marshal.

YEAR ENDING JUNE 1, 1870.

Cotton. Bales (50 lbs.)	Wool. Lbs.	Figs and Peas. Bush.	POTATOES.		Orchard products. Dolls.	Wine. Gallons.	Produce of Market Gardens. Dolls.	DAIRY PRODUCTS.			Hay. Tons.	SEED.		Hops. Lbs.	Hemp. Tons.	Flax. Lbs.	Flax seed. Bush.	Silk cocoons. Lbs.	SUGAR.		Molasses. Gallons.	BEES.		Forest products. Dolls.	Value of Home Manufactures. Dolls.	Value of animals slaughtered or sold for slaughter. Dolls.	TOTAL VALUE.			
			Irish. Bush.	Sweet. Bush.				Butter. Lbs.	Cheese.* Lbs.	Milk sold. Gallons.		Clover. Bush.	Grass. Bush.						Maple. Lbs.	Cane. Hhds. (1,000 lbs.)		Wax. Lbs.	Honey. Lbs.				Dolls.			
25	26	27	28	29	30	31	32	33	34	35	36	37	38	39	40	41	42	43	44	45	46	47	48	49	50	51	52			
1	16		10					80			3										178				107	364	1			
2	20		15		6			110			1										5				14	112	489	2		
3	12		20					100			2										3				195	325	3			
4	10		20		50			110			5										9				39	215	1710	4		
5	15		30		3			110			1										7				22	165	337	5		
6	17		25					60			1														93	391	6			
7	38		50					150			3										35				65	232	875	7		
8	29		40		12			150			6										3				31	164	1381	8		
9	21		30		2			110			5										12				18	145	668	9		
10	10		50					110			3														87	735	10			
11	32		70		40			150			2										20				35	183	1639	11		
12	18							80													10				10	180	351	12		
13	40		50		25			150			8										100				400	2130	13			
14	20		40		35			110			10										10				22	144	1121	14		
15																											120	15		
16	14		16					110			1										9				14	183	699	16		
17	20		15					110													10				18	111	469	17		
18			15		18			110			1														81	580	18			
19	34		35		100			120			4														40	271	1343	19		
20	18		50		7			110			4										25				45	175	836	20		
21	15		5		50			50			2														15	72	462	21		
22																											77	22		
23	48		25		10			150			4										30				60	261	971	23		
24	20		25		4			130			2										15				16	206	988	24		
25	12		15					110													30				77	416	25			
26	13		15																		20				20	173	713	26		
27	19		40		35			150			4										40				165	1087	27			
28	35		10		50			150			10														30	176	865	28		
29	18		15					105																	30	108	534	29		
30	25		15					140													30				15	108	612	30		
31	8		30		15			50													10				136	789	31			
32	30		12		7			110													30				18	241	736	32		
33	4		20		4			110													3				8	180	1057	33		
34	6		10		60			110			2										17				172	820	34			
35	2		10					50			3										8				50	694	35			
36	50		30		20			150			10										40	2			90	336	1512	36		
37	22		15		20			75			3													2	40	476	1151	37		
38	22		15		20			75			3													2	40	10	476	1161	38	
39	15		12		20			120			5															306	1614	39		
40	20		30		5			150			2													8	80	10	200	1430	40	
	802		930		618			2105			110														545	12	160	675	7009	34232

\* This will include only such cheese as is made upon the farm. Milk sent to cheese factories will be regarded as milk sold off the farm.







State of Michigan, enumerated by me on the 19.20.21.22.23 day of July, 1870.  
Fred L. Howard, Ass't Marshal.

YEAR ENDING JUNE 1, 1870.

Cotton.	Wool.	Pens and Brushes.	POTATOES.		Orchard products.	Wine.	Produce of Market Gardens.	DAIRY PRODUCTS.			SEED.			SUGAR.			BEES.		Forest products.	Value of Home Manufactures.	Value of animals slaughtered or sold for slaughter.	TOTAL VALUE.						
			Irish.	Sweet.				Butter.	Cheese.*	Milk sold.	Hay.	Clover.	Grass.	Hops.	Hemp.	Flax.	Flax-seed.	Silk cocoons.					Maple.	Cane.	Molasses.	Wax.	Honey.	
Bales (450 lbs.)	Lbs.	Bush.	Bush.	Bush.	Dolls.	Gallons.	Dolls.	Lbs.	Lbs.	Gallons.	Tons.	Bush.	Bush.	Lbs.	Tons.	Lbs.	Bush.	Lbs.	Hhds. (1,000 lbs.)	Gallons.	Lbs.	Lbs.	Dolls.	Dolls.	Dolls.	Dolls.		
25	26	27	28	29	30	31	32	33	34	35	36	37	38	39	40	41	42	43	44	45	46	47	48	49	50	51	52	
1	50		60		20			200			9										30	4	40	60	732	2510	1	
2	15		30		15			100			1													30	245	978	2	
3	15		25		5			110			2													25	245	861	3	
4			20					100																	200	376	4	
5	6		25		2			110			1										3			20	170	705	5	
6	28		70					150			3													22	175	928	6	
7	28		25					110			1										50			3	116	818	7	
8	14	2	25					110			2										6				72	562	8	
9	7		40		15			110			4										8			40	270	1021	9	
10	14		20		6			120			5										5			9	242	1035	10	
11	50		50		10			200			3										8			42	386	1920	11	
12	14							110																20	333	1014	12	
13	75		60		8			200			15													60	1292	2292	13	
14	18		60		25			120			8													22	180	1067	14	
15			12					50																16	146	563	15	
16	16		30		8			200			5													14	143	714	16	
17	6		6					60			2														120	337	17	
18	6		6					60			2														120	337	18	
19	20		25		8			110			1										12	4	16	14	249	916	19	
20			20		15			50																		44	20	
21			60		15			150													30				74	490	21	
22	44		20		10			150			2										20			60	215	887	22	
23	33		7		50			110			5										45			73	104	661	23	
24	25		15		12			100			5										20	8	32	23	350	1047	24	
25	15	2	25					150			9													40	120	879	25	
26			30					150			5										12			8	108	1024	26	
27	6		20		6			50			6													15	144	614	27	
28	40		25		15			120																16	149	756	28	
29	15		30		3			25			5													23	90	500	29	
30	40		25		5			150			5										15			32	210	1027	30	
31	18		15		20			110			10										3			8	105	395	31	
32	16	1	10					110			1										15			20	112	498	32	
33	22		25		20			110			4												10	72	30	120	877	33
34																										65	34	
35	5		4					40																	27	114	35	
36	15		30					40			2										2			90	214	36		
37	15		20					40			2										4			35	297	37		
38	15		30		15			110			1										40			35	105	778	38	
39	15		20					110			1										4			112	455	39		
40	20		25					120			1										6			32	57	486	40	
	738	5	1045		308			4325			118									338	26	160		814	167	31322		

\* This will include only such cheese as is made upon the farm. Milk sent to cheese factories will be regarded as milk sold off the farm.







State of Missouri, enumerated by me on the 25.26.27. + 28<sup>th</sup> day of July, 1870.

Fred L. Hensel, Ass't Marshal.

YEAR ENDING JUNE 1, 1870.

Cotton. Bales (450 lbs.)	Wool. Lbs.	Figs and Berries. Bush.	POTATOES.		Orchard products. Dolls.	Wine. Gallons.	Produce of Market Gardens. Dolls.	DAIRY PRODUCTS.				SEED.		Hops. Lbs.	Hemp. Tons.	Flax. Lbs.	Flax-seed. Bush.	Silk cocoons. Lbs.	SUGAR.		BEES.		Forest products. Dolls.	Value of Home Manufactures. Dolls.	Value of animals slaughtered or sold for slaughter. Dolls.	TOTAL VALUE. Dolls.		
			Irish. Bush.	Sweet. Bush.				Butter. Lbs.	Cheese.* Lbs.	Milk sold. Gallons.	Hay. Tons.	Clover. Bush.	Grass. Bush.						Maple. Lbs.	Cane. Hhds. (1,000 lbs.)	Molasses. Gallons.	Wax. Lbs.					Honey. Lbs.	
25	26	27	28	29	30	31	32	33	34	35	36	37	38	39	40	41	42	43	44	45	46	47	48	49	50	51	52	
1	40		40		10			50			10										40				20	72	940	1
2	10		25					60			1										12				92		580	2
3	20		35		15			60													5				16	305	780	3
4	30	10	25		55			60			4											5	100	40	234	1211	4	
5			15		5			30			1														24		240	5
6	25		15		20			80			4										25				170		886	6
7	5		20					50			2														36		270	7
8	45		30		100			60			3														206		1074	8
9	20		40		50			110			5										15			20	90	761	9	
10	12		30		30			75			4														150		572	10
11			10		25			110			3										14				265		962	11
12	25		50		20			150			2										12				162		896	12
13	20		20		40			100			1										7				114		885	13
14	40	2	40		20			110			3										20				75	282	1263	14
15			10					50																	30		190	15
16	10		10		5			50			2										13				70		392	16
17	10		10		5			50			3										13				70		433	17
18	26		30					80			2										30				177		900	18
19	32		25		40			110			4										5			30	151	891	19	
20	28		50		40			110			20														223		1473	20
21	10	2	20		25			110			8														20	100	838	21
22	2		10		20			50			5																250	22
23	24		20		20			50			2														20	223	850	23
24			10		8			50			2														25		484	24
25	15		10		15			110			3														25	261	820	25
26	10		20					110			3										3				80		390	26
27	30		20					110			1										7			15	161	400	27	
28	10		10					55			1										3				12	87	320	28
29	10		10					55			1										3				12	87	320	29
30	42		45					150			3										40	4	32	45	228	780	30	
31	25		20		10			50			3										10				45		400	31
32			20		10			50			3										10				15	45	400	32
33	12		10					110													10				180		840	33
34	15		10					110																	50	330	1137	34
35	10		20					60			1										8				110		627	35
36	20		15					110			2										11				17	130	623	36
37	20		20		5			110			2										10				180		762	37
38	6		15					60			2														225		890	38
39	67		5					105																	15	600	1190	39
40	17		25		150			110			1										20				16	1160	2550	40
	743	14	865		743			3280			123									346	9	152		463	7300	35010		

\* This will include only such cheese as is made upon the farm. Milk sent to cheese factories will be regarded as milk sold off the farm.











SCHEDULE 3.—Productions of Agriculture in Bolivar Township, in the County of Gasconade, in the Post Office: Quemerville

Name of Agent, Owner, or Manager.	ACRES OF LAND.			PRESENT CASH VALUE.			LIVE STOCK, JUNE 1, 1870.								PRODUCE DURING THE YEAR.										
	UNIMPROVED.			Of farm.	Of farming implements and machinery.	Total amount of wages paid during the year, including value of board.	Horses.	Mules and Asses.	Milch Cows.	Working Oxen.	Other Cattle.	Sheep.	Swine.	Value of all live stock.	WHEAT.		Eye.	Indian Corn.	Oats.	Barley.	Buckwheat.	Rice.	Tobacco.		
	Improved.	Wood-land.	Other unimproved.												Spring.	Winter.								Bush.	Bush.
No.	No.	No.	Dolla.	Dolla.	Dolla.	No.	No.	No.	No.	No.	No.	No.	Dolla.	Bush.	Bush.	Bush.	Bush.	Bush.	Bush.	Bush.	Lbs.	Lbs.			
1	2	3	4	5	6	7	8	9	10	11	12	13	14	15	16	17	18	19	20	21	22	23	24		
Sander William	90	210		4000	300	50	6		6	10	5	15	725		160		300	400	80						
Finamore John	50	170		2000	100	25	3		3	4	9	11	390		180		300	150	16						
Saddler Anson	30	108		1500	160	25	2	1	3	1	5	5	340		214		100	150	36						
Apfel Joseph	15	85		800	75	10	2		1	1		5	210		70		50	50							
Plattner George	40	200		2500	300	150	3	2	5	3	11	24	625		344		200	200	40						
Liebman August	30	113		1800	100	50	3		3	1	5	8	350		130		200	150	15						
Buder Henry	35	175		1000	100	25	4	1	2	3	6	5	420		322		50	125							
Shuetock Christ	40	100		1200	100	40	1	3	3	4	9	13	460		268		100	300							
Noble bond	40	360		3000	100	80	2	2	3	5	8	19	490		368		200	250	54						
Shuetock Nicolas	40	120		2500	100	60	3	2	3	4	3	12	588		400		200	200	93						
Schweizer A.H.	50	630		4000	300	200	7		6	3	16	15	650		250		200	300							
Lee Gran B.	75	305		3000	100	40	2		3	1		16	267		220		400								
Mittwoch William	32	128		2500	25	60	2		1	1			185		180		75	700							
Lee Samuel	30	40		1800	200	50	2		3	1	3	8	310		142	8	250	250							
Langenberg B.H.	40	120		2000	100	150	2		3	3	2	20	320		425		150	250							
	637	2764		33600	2100	1015	44	11	48	45	82	176	6292		3612	8	2875	3475	328						
Bolivar Township																									
Baker James	75	188		2500	75	100	8		5	5	20	17	649		250		400	600							
McMillan Ed.	80	40		4000	70	250	5		2	2	4	7	585		254		400	550							
Gibbons E.C.	70	60		400	10	100		2	3	3	8	35	385		216										
Lewis Wm J.	25	25		1500	30	50	4		3	2	7	12	450		100		100	250							
Duge George	40	40		150	100	30	2	2	2	2	13	15	480		100		200	250							
Klossner Malinda	50	250		2500	250	100	5		3			18	525		150		150	300							
Richardson N.A.	22	38		600	75		1		2	1	3	15	160		70		40								
Richardson Dudley	30	110		800	75	10	3		2	9	12	11	445				40								
Scoutler Jno B.	60	100		1600	100		7	2	5	4	5	40	1035		60		300	40							
White Richard	25	39		600	75		2		1	2	9	7	250		50		150								
Richardson Perry	75	245		2500	100	70	2		2	14	30	37	475				600	100							
Lucas James	80	160		3000	100	40	3		3	6	4	25	650		50		200	400							
Smith Jackson	30	50		2000	75		4		4	3	13	13	485		100		300	200							
Spaulding John	75	125		3000	75	200	3	2	1	2	3	6	475		160		300	150							
Spaulding Will	35	45		1500	60	75		2	2	2	7	24	350		140		100	150							
Gawer Chas	45	75		1600	200	20	3		2	2	3	8	450		200		100	150							
Gawer Paul	30	110		2000	100	20	3		3	2	10	14	320		170		100	100							
Lippe William	20	50		800	100	20	3		1	3	2	3	300		150		120	50	30						
Strack Peter	35	168		2500	200	60	2	2	3	2	8	15	450		160		150	300							
Strack Louis	20	480		1500	100	10		2	1	2		5	275		50		100	60							
Meyer Fred	50	270		2000	200	50		2	2	3		15	310		150		120	100							
Siebrass Fred	45	275		2000	200	20	3		2	5	10	17	425		150		160	150							
Rosenberger Geo.	40	80		800	50	10	2		1	1	3	6	225		150		300	300							
	1007	3253		29850	2420	1235	65	16	55	18	80	259	338	1020	2440		443	4200	30						



State of Missouri, enumerated by me on the 28th day of July, 1870.  
Pied L. Meusel, Ass't Marshal.

YEAR ENDING JUNE 1, 1870.

Cotton. Bales (450 lbs.)	Wool. Lbs.	Peas and Beans. Bush.	POTATOES.		Orchard products. Dolls.	Wine. Gallons.	Produce of Market Gardens. Dolls.	DAIRY PRODUCTS.			SEED.			SUGAR.			BEES.		Forest products. Dolls.	Value of Home Manufactures. Dolls.	Value of animals slaughtered or sold for slaughter. Dolls.	TOTAL VALUE. Dolls.					
			Irish. Bush.	Sweet. Bush.				Butter. Lbs.	Cheese* Lbs.	Milk sold. Gallons.	Hay. Tons.	Clover. Bush.	Grass. Dush.	Hops. Lbs.	Hemp. Tons.	Flax. Lbs.	Flax-seed. Bush.	Silk cocoons. Lbs.					Maple. Lbs.	Cane. Hhds. (1,000 lbs.)	Molasses. Gallons.	Wax. Lbs.	Honey. Lbs.
25	26	27	28	29	30	31	32	33	34	35	36	37	38	39	40	41	42	43	44	45	46	47	48	49	50	51	52
	46 <sup>(9)</sup>		100		30			100			6										20				30	200	1039
	13		25		20			75			3										16				15	160	700
	15		40		10			75			1														70 <sup>(7)</sup>		475
			20					50			1														60		225
	20		50					100			3										5				15	160	920
	16		80					75			2														30	100	525
	12		10 <sup>(9)</sup>					50			1														20	60	575 <sup>(1)</sup>
	70		75		20			75			2											20			20	100	675
	20		80		80			100			2														40	140	925
	6		20					100			1														100		875
	30		50		40			100			10														40	180	925
			70		25			30			2														100		625
			80					25																	60		590
	10		40					75			1														10	90	525
	18		50					75			1														15	160	875
	220		660		95			1105			36										61				235	1740	1034
	70		5		10			100			8														80	150	1090
	30		10					50			5														10	140	980 <sup>(5)</sup>
	25		15					75																	20	80	375
	26 <sup>(9)</sup>		10					75			1														12	100	425
	20		20		30			50			2											10			15	125	550
	25		20		30			75			1														16	80	525
	6		20					50																	20	70	225
	25		20					50			1														25	70	200
	100		20		20 <sup>(5)</sup>			100			6														50	150	625
	28		30					25			4														18	100	350
			20		100			50																	10	100	625
	35		20		100			75			3														15	150	725
	25		25		20			75			2															125	675
	20		15		20			25			3														180		650
	20		15					50			2														10	60	375
	15		20					75			1														20	200	625
	15		20					75			1														20	100	450
	10		20					25			1														80		425
	18		50					25			2														20	80	500
			20					50			1														30	55	275
			20					50																	20	175	550
	28		00					50																	20	80	275 <sup>(5)</sup>
	27		9					25			1														15	90	580
	582		454		335			1350			45										290				386	2540	12265

\* This will include only such cheese as is made upon the farm. Milk sent to cheese factories will be regarded as milk sold off the farm.





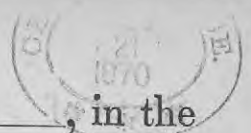






SCHEDULE 3.—Productions of Agriculture in Bush Creek Tp., in the County of Gasconade, in the

Post Office: Oak Hill



Name of Agent, Owner, or Manager.	ACRES OF LAND.			PRESENT CASH VALUE.		Total amount of wages paid during the year including value of board.	LIVE STOCK, JUN 1, 1870.								PRODUCE DURING THE YEAR.										
	Improved.	UNIMPROVED.		Of farm.	Of farming implements and machinery.		Horses.	Mules and Asses.	Milch Cows.	Working Oxen.	Other Cattle.	Sheep.	Swine.	Value of all live stock.	WHEAT.		Rye.	Indian Corn.	Oats.	Barley.	Buckwheat.	Rice.	Tobacco.		
		No.	Wood-land.												Other unimproved.	Dolls.								Dolls.	No.
1	2	3	4	5	6	7	8	9	10	11	12	13	14	15	16	17	18	19	20	21	22	23	24		
1 Ecker Herman	9	151		300	12		1		2	2	2		6	140		20		20	50						1
2 Kluding Chas	3	17		800	100			2	1	6	2	6	6	300				20	40						2
3 Hosfeld Adam	75	70	30	3000	300	300	5	1	3	4	2	14	30	898	400		500	200							3
4 Bullington Jas	31	49		1400	25	10	1	1	2		3	8	44	332	184		300	100							4
5 Zook Albert	4	32		300					1				8	30											5
6 Garber Albert	24	111		800	20		1		1	2	1	4	11	183	28		25	50							6
7 Pieter Michael	8	72		40					1				5	43											7
8 Mittenhof Prib	36	130		1400	200		2		2		2		8	300			600	80							8
9 Bucknick Herman	40	80		1400	25				1	2	2		15	200	170		100	50							9
10 Nangle Henry	30	67		1500	25		4		4		4		20	300	171		300	100							10
11 Sordus Abraham	36	84		2000	150	10	2		3		3	16	18	350	130		250	50							11
12 Smuder Hamilton	70	70		3000	250		5		5		8	25	30	600	250		400	300							12
13 Hamby Mary	35	125		700	25		1		1					75	176		100	80							13
14 Hosfeld John	50	200		1500	50	40	3		6	2	6	5	20	400	200	33	200	60							14
15 Gamed William	50	230		5000	200		9	1	3		3	23	25	500	101		400	100							15
16 Loeb Andrew	35	325		3000	150		6		4		9	35	30	394	125	15	200	40							16
17 Collier Randolph	90	150		3000	300	20	12		7		10	30	30	700	400	50	800	800							17
18 Subblefield John	40	160		1500	50		3		2			18	4	300	50		600	50							18
19 Oberknecht Herman	35	130		2500	400	70	2	3	2	4		7	7	700	314		100	200	98						19
20 Peapacke John	25	75		600	25		1		1	2	1	13	6	230	30		100	200							20
21 White Sarah	35	105		1000	100		3		2		8	12	15	350	190		150	50							21
22 Schulz August	30	130		1200	100		2		4		5	4	20	450	250		150	70	75						22
23 Dieball Jacob	30	90		1200	150		4	1	3		6	3	18	425	176		200	150	72						23
24 Bansen James	30	50		1000	50		2		3		1	16	16	450	112		300	50							24
25 Adams Samuel	16	169		1500	100		3		2		3	25	11	500			400	50							25
26 Morris John	30	90		1000	25		1		2		2		6	150	100		100	40							26
27 Lautman Henry	40	123		2000	125		2	2	7		3	12	19	335	138		100	100							27
28 Meek Herman	10	124		800	50		3		2		1		14	325	75		10	30							28
29 Hollander John	24	36		500	60		1		1	2	2	6	7	347	100		20	12							29
30 Burchard P. M.	60	300		4000	200	100	4	3	4	4	8	16	20	800	276		300	400							30
31 Farris John	75	125		2000	150	75	3		1	2	2	4	60	328	100		400	60							31
32 McMillan David	90	110		5000	250	100	7	10	5		8	26	11	1300	288		500	100							32
33 Schlottach Chas	25	105		1200	50	20	2		2	2	1	5	14	350	120		20	35							33
34 Schlottach Ferd.	15	75		1000	25	30	1		2	2			13	275	120		25	35							34
35 Schulz Ludwig	35	25		600	100		1		2	2	2	9	9	245	100		40	40							35
36 Pickett Adolph	30	90		2000	50		3		2	2				385	35		250	50							36
37 Wright William	40	40		3000	150		3		2	2	2	14	20	458	60		200	20							37
38 Lincke Fred	200	720		9000	675	500	8	2	7		10	14	40	1490	1100		600	600							38
39 Taylor William	50	230		3000	300	25	3	1	3	2	4	21	25	620	300		800	200							39
40 Strawn Mary	20	140		1000	150		4	1	1	2	4	10	14	340	100		500	100							40

6455565.30. 5.67. 1300. 118.28. 109.22. 37.399.675.8120. 6459. 98.000. 162.325.

10,080



State of Wisconsin, enumerated by me on the 30 June 1870 day of July, 1870.  
Fred L. Hensel, Ass't Marshal.

YEAR ENDING JUNE 1, 1870.

Cotton.	Wool.	Peas and Beans.	POTATOES.		Orchard products.	Wine.	Produce of Market Gardens.	DAIRY PRODUCTS.			SHEEP.			Hemp.	Flax.	Flax-seed.	Silk cocoons.	SUGAR.		Molasses.	BEES.		Forest products.	Value of Iron Manufactures.	Value of animals slaughtered for slaughter.	Estimated value of all farm production, including bet-terments and addi-tions to stock.		
			Irish.	Sweet.				Butter.	Cheese.*	Milk sold.	Hay.	Clover.	Grass.					Maple.	Cane.		Wax.	Honey.						
Bales (450 lbs.)	Lbs.	Bush.	Bush.	Bush.	Dolls.	Gallons.	Dolls.	Lbs.	Lbs.	Gallons.	Tons.	Bush.	Bush.	Lbs.	Tons.	Lbs.	Bush.	Lbs.	Hhds. (1,000 lbs.)	Gallons.	Lbs.	Lbs.	Dolls.	Dolls.	Dolls.	Dolls.		
25	26	27	28	29	30	31	32	33	34	35	36	37	38	39	40	41	42	43	44	45	46	47	48	49	50	51	52	
			15			08		6																	10	280	1	
			20																						20	570	2	
			10					20			5											10			175	700	3	
			15					50			4										60				130	545	4	
																												5
			18					20													5				25	200	6	
																												7
			20								6															100	600	8
			15					10																	60	400	9	
			20					35			4														125	500	10	
			12					25			8										23				150	550	11	
			20					50			5														175	700	12	
			2					5			2										10				50	300	13	
	46		15					100			3										25			10	120	500	14	
	46		20								2														75	400	15	
	60		20		5			25			10										25			15	130	550	16	
	75		50					200			6										40			100	300	1390	17	
	30							40			2													10	100	550	18	
			30					100			1														75	760	19	
	16		35																		20				10	200	20	
	24		15					50			2													10	75	450	21	
	12		20					60			1										8				200	660	22	
	5		20		12			20			2										6				75	435	23	
					10																				105	450	24	
			20					50			2										70				150	575	25	
			10					30			3														50	325	26	
	25		100					60			2										40			20	200	650	27	
			20					25			1														20	250	28	
	6		15																		5				20	275	29	
	65		30					100			10													60	225	1020	30	
	25		150		100			50			1										60				250	750	31	
	90		30		75			100			32										120			75	200	1090	32	
			20					20			1										10				60	350	33	
			20								1										10				25	310	34	
			30					30			1										16					176	35	
			15					40			1														12	304	36	
	25		24		20			20			8										20				140	487	37	
	75		50		50			150			10													40	665	2540	38	
	30		15					25			6													15	240	1122	39	
	13		20					30			4										40			16	100	564	40	
668	984		272					526			146									607		10		371	4662	22478		

\* This will include only such cheese as is made upon the farm. Milk sent to cheese factories will be regarded as milk sold off the farm.



SCHEDULE 3.—Productions of Agriculture in Rush Creek Sp., in the County of Gaiconade, in the

Post Office: Oak Hill



Name of Agent, Owner, or Manager.	ACRES OF LAND.			PRESENT CASH VALUE.		Total amount of wages paid during the year, including value of board.	LIVE STOCK, JUNE 1, 1870.								PRODUCE DURING THE YEAR.									
	Improved.	UNIMPROVED.		Of farm.	Of farming implements and machinery.		Horses.	Mules and Asses.	Milch Cows.	Working Oxen.	Other Cattle.	Sheep.	Swine.	Value of All Live Stock.	WHEAT.		Rye.	Indian Corn.	Oats.	Barley.	Buckwheat.	Rice.	Tobacco.	
		No.	Wood-land.												Other unimproved.	Dolls.								Dolls.
1	2	3	4	5	6	7	8	9	10	11	12	13	14	15	16	17	18	19	20	21	22	23	24	
Taylor Sarah	30	77		600	50		2	3		3	13	9	299		30		50	40						
Taylor David	100	230		6000	500		7	7	4	12	35	30	1108		500		500	200						
Graham Eliza	18	62		400	50		2	1		1	2	6	225		100		150							
Williams H. M.	39	230		3600	150		2			4			260		200			300						
Yeaman Gerrit	50	300		6000	475	20	6	1	7		13	27	40	985		200		400	400					
Murphy Melton	10	70		600	60	60	2		1		1	10	16	200		186		300	75					
Warren Robert	40	240		3000	150	25	5	1	4		7	30	30	655		90		300	300					
Henneman Henry	30	370		3000	250		7		0	2	6	12	25	714		212		500	450					
Mason Morgan	30	40		1100	50		2		1		1	2	10	209		93		150	15					
Sauvies Dennis	30	150		2000	75		4		2		2	26	20	260		40		50	220					
Hartman John	50	45		1500	150	200	1	4	2	1	14			720		340		325	100	35				
Garned P. M.	30	90		1000	60		2		1			20	25	265		130		170						
Warren Elizabeth	27	177		1300	175		3		4		5	20	16	475		175		175	30					
Shelton B.	50	120		2000	75	30	2		2		3	25	26	320		130		300	200					
Mentle Joseph	10	70		300	100				1	2	2		10	145		35			20					
Pawzack John	20	60		1000	150		3		3		5		20	390		100		200	150					
Williams W. R.	4	96		500	25		1					5	6	95		14		35	50					
Olton John	30	36		800	150		2							180				300	125					
Phisw George	50	90		2300	250	20	2		3		3	11	28	338		221		300	250					
Broder Garrett	25	75		1500	100		2		2		1	3	25	266		50		100	100					
Warren William	8	34		600	75				3		1	3	15	221		40		50						
Ruoss Henry	30	230		1500	250		4		3		7	22	26	541		265		200	200					
Warren Washington	10	32		800	80		1		2		3	10	20	215		50		200	50					
Haus John	40	200		1800	100		2						9	185				200	60					
Keffer Salomon	80	130		500	75		2	1	1			18	18	222		80	30	100	100					
Hartman Elias	20	60		1000	50		1		1	2		10	3	225		75			80					
Sonders Christ	150	300		3000	250	100	8		5		10	30	50	810		200		600	200					
Sonders William	60	400		3000	150	200	5	3	4		12	20	11	700		300		700	100					
Peiffer Henry	50	77		12000	150		2	1	4	2	3	30	10	495		70		400						
Sonders Jacob	90	680		9000	450	200	9	4	9	2	12		80	1580		338		400	200					
Lockhardt Thos	35	50		2000	150		7		4		9	18	9	769		136		300	30					
Lockhardt John	18	27		700	100		6		2		1	9	17	442		60		200	20					
Ninckle Sam. P.	40	42		800	150		3		1		4	6	20	342		65		200	50					
Ninckle David	40	42		800	150		2	1	1	4		6	10	402		60		300	50					
Morris Louis G.	25	265		1800	175	15	4		4		5	10	22	496		60		200						
Morris James G.	30	230		2500	175		4		1		2	4	40	450		200			150					
White John A.	40	120		3000	150	50	3		2		3	15	10	400		135		400	200					
Muskat Adam	50	330		4000	200	150	4	2	6	4	16	35	20	1125		50		400	400					
Miller Charlotte	60	140		2000	225		3	2	2	2	1	10	9	535		30		1000	200					
Euke Gottfred	50	190		2000	175	125	1	2	2	2	4	4	20	443		119		350	125	60				
	619	6207		91100	6325	195	25	22	107	31	172	50	775	18627		5239	30	101555	420	95				



State of Missouri, enumerated by me on the 25<sup>th</sup> day of July, 1870.  
Fred L. Neusel, Ass't Marshal.

YEAR ENDING JUNE 1, 1870.

	Cotton. Bales (450 lbs.)	Wool. Lbs.	Peas and Beans. Bush.	POTATOES.		Orchard products. Dolls.	Wine. Gallons.	Produce of Market Gardens. Dolls.	DAIRY PRODUCTS.			SEED.			SUGAR.			BEES.		Forest products. Dolls.	Value of Home Manufactures. Dolls.	Value of animals slaughtered or sold for slaughter. Dolls.	TOTAL VALUE. Estimated value of all farm production, including potatoes, and additions to stock. Dolls.						
				Irish. Bush.	Sweet. Bush.				Butter. Lbs.	Cheese* Lbs.	Milk sold. Gallons.	Hay. Tons.	Clover. Bush.	Grass. Bush.	Hops. Lbs.	Hemp. Tons.	Flax. Lbs.	Flax-seed. Bush.	Silk coccons. Lbs.						Maple. Lbs.	Cane. Hhds (1,000 lbs.)	Molasses. Gallons.	Wax. Lbs.	Honey. Lbs.
	25	26	27	28	29	30	31	32	33	34	35	36	37	38	39	40	41	42	43	44	45	46	47	48	49	50	51	52	
1		16		7		50																14				100	100	325	1
2		100		20		50			150			4										40				80	290	1355	2
3				25		25																					60	325	3
4																						40						340	4
5		40		20		40			150			10										40				80	400	1260	5
6		33		12					50													20				50	90	650	6
7		60		30		25			100																	40	200	665	7
8		60		20		75			150			9										25				75	250	1255	8
9																										10	75	325	9
10		75		25					50			2															60	360	10
11						35			25																		90	750	11
12		60		20					20			2										20				150	425	12	
13		20		20		50			60			4										18				50	175	627	13
14		24		10					50			1										15				60	150	692	14
15																											60	325	15
16				20					100			1										20				90	455	16	
17		10		8																		10				15	150	17	
18				15								1																340	18
19		22		25		60																					200	839	19
20				20		25			25																		70	326	20
21		34		11					50																	50	120	345	21
22		36		40		40			60			2														25	197	809	22
23		20		25					20																		120	397	23
24				10																								485	24
25		28		50																						30	370	472	25
26						25						5														15	50	335	26
27				26		30			100			10										40				40	345	1180	27
28		45		20		50			50			7														100	200	1000	28
29		40		20		10			50			4										40				35	190	715	29
30		40		75		40			200			4										40				50	750	1159	30
31		60		15		30			50			6										15				40	150	718	31
32		16		20					20			1										16				75	940	32	
33		10		10					40			5										50				10	50	350	33
34				10					40			3										20					90	390	34
35		25		10					30			3										8					50	346	35
36		10		3		30						4														20	25	450	36
37		48		12					35			4														30	200	775	37
38		60				50			50			10														50	250	991	38
39				30					100			10										40				10		794	39
40		10		10					25			5										15					150	650	40
	1022			678		740			1840			117									540					1050	5707	25290	

\* This will include only such cheese as is made upon the farm. Milk sent to cheese factories will be regarded as milk sold off the farm.











SCHEDULE 3.—Productions of Agriculture in Burbois Township, in the County of Gasconade, in the Post Office: Canaan & James Prairie

Name of Agent, Owner, or Manager.	ACRES OF LAND.			PRESENT CASH VALUE.		Total amount of wages paid during the year, including value of board.	LIVE STOCK, JUNE 1, 1870.									PRODUCE DURING THE YEAR.									
	Improved.	UNIMPROVED.		Of farm.	Of farming implements and machinery.		Horses.	Mules and Asses.	Milch Cows.	Working Oxen.	Other Cattle.	Sheep.	Swine.	Value of ALL live stock.	WHEAT.		Rye.	Indian Corn.	Oats.	Barley.	Buckwheat.	Rice.	Tobacco.		
		No.	Wood-land.												Other unimproved.	Dolls.								Dolls.	No.
1	2	3	4	5	6	7	8	9	10	11	12	13	14	15	16	17	18	19	20	21	22	23	24		
Ellis John J.	14	66		500	25	10	2	3		2	9	6	275		69		100								
McCallister David	40	100		880	75		2		2				19	285				400	150						
Bowen Leamer	100	200		5500	200	100	4	3	5	4	14		12	1050		100		600	300						
Bauer William	33	122		2000	75	200	4	1	3		6	20	9	575		130	26	160	150						
Wood Thomas	35	125		1200	75	30	2		2	2			7	200		92	20	60	160						
Huffman Hill	8	60		2100	350	200	6		4		16	12	21	750		327	190	150	580						
Jackson James	60	140		3000	100	75	4	1	4		6	16	20	550		150		300	200						
McIntosh John	45	115		800	100	30	2		3	2	4	15	15	375		145		200	200						
Blackwell Wm	40	40		1000	100	20	6		4		5	4	13	575		240	40	200	200						
Jarew Elizabeth	25	53		500	75		2		3	2	1	9	13	300		10		50							
Fryer Green	24	94		700	25		1	1	1		1	2	4	195				150	450						
Riesbol Peter	22	98		700	100	10	2	2	2		2	4	20	410		49	37	160	50						
Mariner G.	30	70		1500	100	30	4		3		1	2	10	430		110	30	100	150						
Brown Richard	60	180		1500	100	30	6		1	4	3		20	370		144	8		400						
Bridges Nancy	25	19		400	100	10	3		2		2	5	7	310		40		50	200						
Lacy James	18	62		600	25	10		1	2	2	1	10	8	250		80		100	40						
Lacy Eliza	30	10		400	30	10	2		2		15	8	300		108		40	140							
Lacy Richard	33	47		1100	100	40	1	2	3		1	20	19	375		100		120	100						
Lincaid Eliza	20	60		600	25	10	2		2	2	1	4	2	290		60		100	50						
Fulton James	70	210		3500	100	100	4	2			1	11	5	395		103	28	300	211						
Coutier Jonathan	30	200		1200	25	30	3		2		1	17		325		60	30	50							
Rodgers Bart	25	135		1000	100	30	2	1					9	250		60		200	180						
Seibell George	60	130		2000	100	100	3	1	3		6	33	30	590		140	30	100	200						
Sorell George	40	120		1500	50	75	3	1	3	2	3	12	30	525		125	50	100	150						
Jose William	40	43		4000	400	250	7	2	4		4	21	14	850		500		700	100						
Reese Henry	27	53		1000	100	50	1	2	4		5	7	19	580		183		120	20						
75 20 67 20 90 250 350 500																									
Creek Township																									
Phinney Amos	70	150		3500	300	200	7		2	2	3		20	750		619		300	600						
Matthews B. G.	35	65		2000	100	40	4		2		3	14	11	450		182		150	150						
Mitrook John H.	27	97		500	25	10	2		1				3	200		179			75						
Meehan Fred	35	95		1000	150	30	2		2		3		7	250		180		200	200						
Remy Fred	40	80		1500	100	30	2		2				7	225		210		300	200						
Schoenmeyer Jno	25	105		1500	150	50	3		4		4	3	14	425		230		150	200	40					
Hendricks Albert	30	30		800	50	50	2		3			10	8	275		61		150	175						
Schoenmeyer Clara	75	125		2000	150	60	6		2		3	12	15	550		300		150	150						
Hecken Henry	100	127		3500	300	200	4		3		3	12	18	575		376		150	400						
Wattman Hill	45	75		2500	100	40	4	1	4		2	12	20	400		200		150	300						
Smith Thomas	100	80		4000	250	150	2	1	2		2	16	40	485		450		600	100						
Bunge Chas	10	30		400	100	10	1	3	2				2	300		60		70							
Bunge Chas Jr	60	100		1500	125	50	1	2	3			6	7	450		100		200	300						
652.1179 24700 900 920 40 7.32 2.23 87178 5385 3167 2570.2850 40																									



State of Wisconsin, enumerated by me on the 3. 4. + 3<sup>rd</sup> day of August, 1870.

Pied L. Meinel, Ass't Marshal.

YEAR ENDING JUNE 1, 1870.																									TOTAL VALUE.						
Cotton. (Bales of 450 lbs.)	Wool. Lbs.	Peas and Beans. Bush.	POTATOES.		Orchard products. Dolls.	Wine. Gallons.	Produce of Market Gardens. Dolls.	DAIRY PRODUCTS.			SEED.			SUGAR.			BEES.		Forest products. Dolls.	Value of Home Manufactures. Dolls.	Value of animals slaughtered or sold for slaughter. Dolls.	Estimated value of all farm production, including but not limited to stock. Dolls.									
			Irish. Bush.	Sweet. Bush.				Butter. Lbs.	Cheese.* Lbs.	Milk sold. Gallons.	Hay. Tons.	Clover. Bush.	Grass. Bush.	Hops. Lbs.	Hemp. Tons.	Flax. Lbs.	Flax seed. Bush.	Silk cocoons. Lbs.					Maple. Lbs.	Cane. Hhds. (1,000 lbs.)	Molasses. Gallons.	Wax. Lbs.	Honey. Lbs.				
25	26	27	28	29	30	31	32	33	34	35	36	37	38	39	40	41	42	43	44	45	46	47	48	49	50	51	52				
	34							75																	20	60	250	1			
			20 <sup>(10)</sup>					58			1											6					120	575	2		
			20					100			20											40					60	900	3		
	30		10					75			3															25	110	525	4		
			20					50			1																110	425	5		
	30							100																			20	180	1125	6	
	60		150		100			100			10											30				40	260	1125	7		
	40		40					50			2											40					20	60	550	8	
	40		40					75			5																20	120	725	9	
	20		20					75			1																10	60	225	10	
			20					75			1																		175	11	
	5		40					20			1											18						60	325	12	
	30		15		10			50			2											15				20	100	575	13		
			5		40 <sup>(10)</sup>			25			4											30						30	525	14	
	20				10			50			1											40					10	70	325	15	
	22							50																			15	65	300	16	
	35							50			2																20	50	225	17	
	30							75			1											80					25	100	475	18	
	18		7					50														50						20	225	19	
	22		20		100			50			4																	75	675	20	
	30		30					50			1											80				30		375	21		
			20																									40	325	22	
	70		15		50			75			10																50	180	775	23	
	30		25		10			75			6											10					20	140	590	24	
	80		25		200			100			30																20	150	1446	25	
	23		89		<del>100</del>			75			2																20	80	490	26	
	669		631		520			1629			105											439					355	2345	14301	27	
			40					50																				230	1450	28	
	35				100			50			1																	25	90	625	29
			15		25			50																						310	30
			20					50																					40	490	31
			28					50			1																		120	650	32
	27		40					100																			20	100	690	33	
	10		3					75			1											40						40	310	34	
	20		20		25			50																				80	675	35	
	12		25		30			75			7											60					150	1025	36		
	30		30					100			2											11						30	180	725	37
	50		20		50			50			25																60	200	1590	38	
	10		20					50			1																		40	200	39
	15		25					75			4																	10	140	625	40
	209		275		230			525			42											111						145	1410	9365	

\* This will include only such cheese as is made upon the farm. Milk sent to cheese factories will be regarded as milk sold off the farm.



SCHEDULE 3.—Productions of Agriculture in Canaan Township, in the County of Gasconade, in the Post Office: Owensboro

Name of Agent, Owner, or Manager.	ACRES OF LAND.			PRESENT CASH VALUE.		Total amount of wages paid during the year, including value of board.	LIVE STOCK, JUNE 1, 1870.								PRODUCE DURING THE YEAR.									
	Improved.	UNIMPROVED.		Of farm.	Of farming implements and machinery.		Horses.	Mules and Asses.	Milch Cows.	Working Oxen.	Other Cattle.	Sheep.	Swine.	Value of all live stock.	WHEAT.		Rye.	Indian Corn.	Oats.	Barley.	Buckwheat.	Rice.	Tobacco.	
		No.	Wood-land.												Other unimproved.	Dolls.								Dolls.
1	2	3	4	5	6	7	8	9	10	11	12	13	14	15	16	17	18	19	20	21	22	23	24	
Brown M. P.	60	140		2500	150		4	1	5		3	5	24	488		287		150	20					
Reed Randle	100	250		3000	1000	50	4	3	2			23	13	750		400		50	10					
Wilcock John	20	60		300	50		2		2	2	1	5	10	370		100		30	10					
Werk Phillip	25	25		1200	100		3		2		1	5	7	309		80		150	20					
Riddes Lehas	30	170		1600	125		3		3		4	7	8	376		170		50	100					
Hibler William	50	110		3000	200	100	4		3		1	20	25	485		126		400	500					
Lincoln Robert	25	125		2000	225	30	3	2	4		3	23	18	587		85		300	250					
Holt W. C.	30	90		1800	100		4		2		2	7	11	406		230		200	80					
Holt Jeremiah	50	78		2500	125		5		2		5	30	14	563		140		300	300					
Hinn Joseph	10	30		300	25		1	1	2		1		10	155		6		50						
Hausman Jas A.	30	70		1300	100	150	1	2	1		3	5	8	306		108		250	400					
Melton Jesse	50	100		2000	200	20	5		4		6	46	20	660		180		300	400					
Slunkman P. M.	30	73		1500	150	80	2	2	3		6	22	15	305		70		300	400					
Thomas Rhoda	50	66		2000	100		2		4		4	12	20	348		225		300	200					
Mahony Benjamin	55	135		2000	175		4	1	2	2	1	20	12	455		328		250	300					
Hemcke Wilhelm	25	215		3000	150	200	2		3	3		8	10	271				60	300					
Brute Herman	80	380		5000	600	400	2	2	4	5	6	5	25	620		900		200	200	70				
Sawyer William	40	400		3000	150		4	2	3		2	9	10	568		110		100	50					
Storkost Henry	25	95		800	50				1			4		63		37		50	100					
Angel James	5	75		400	50		1		2			5	1	137		20		100						
Angel Lorenz	14	66		500	125		2		1			2		200		15		100	40					
Angel Elisha	10	70		500	60		1		1			10	7	160		25		100						
William Polly	8	72		400	125		2		2					206				50						
Mahoney Geo.	13	27		350	150					2		10	2	125		65		100						
McBotney A.	70	100		600	175				1	2	1		9	128		25		150						
Brown Joseph	60	370		2000	150		1		2	2	5	39	24	383		170		400	150					
Brown John	20	60		300	75		1		1		2	4	12	152		60		200	60					
Hodges Martha	20	60		300	50		1	1	1		1	5	2	15		80		20	20					
Rodgers George	20	60		300	75		1		1		1	10	6	142		14		60	50					
Oredberg Herman	20	160		1000	150		2		3	19	12			337		101		150	100					
Remmert Henry	6	134		750	100		2		2	2		5	2	30				100	50					
Steffen Benedict	25	188		1500	150	20	4		4		7	20	21	580		200		100	200					
Morninghaus M. F.	17	63		400	125		2		3	2	5	20	10	300		70		100	100					
Jump John R.	50	120		2000	175	10	4		4	2	6	30	30	600		100		300	100					
Hornyer Henry	50	110		2000	450	20	2		5	2	7	9	21	380		300		300	300					
Bloch Conrad	40	160		2000	150		4		3		4	6	20	467		180		200	200					
Coft Herman	30	10		500	150		1		3		1	10	2	200		60		200	200					
Widhorst Hill	28	92		1500	175		2		2	2	4	12	10	364		160		100	150					
Daal Fred	30	130		1500	150	50	3		3		4	9	12	382		170		300	350	25				
Reidambush Fred	40	140		2000	200	16	2		4	2	16	16	12	316		195	15	150	180					
	341	1494		59500	6750	4693	7	95	29	25	45	480	4066		5262	5	6705	970	95					









SCHEDULE 3.—Productions of Agriculture in Canaan Township, in the County of Gasconade, in the Post Office: Cremerville Canaan

Name of Agent, Owner, or Manager.	ACRES OF LAND.			PRESENT CASH VALUE.		Total amount of wages paid during the year, including value of board.	LIVE STOCK, JUNE 1, 1870.								PRODUCE DURING THE YEAR.										
	Improved.	UNIMPROVED.		Of farm.	Of farming implements and machinery.		Dolls.	Dolls.	Horses.	Males and Asses.	Milch Cows.	Working Oxen.	Other Cattle.	Sheep.	Swine.	Value of all live stock.	WHEAT.		Rye.	Indian Corn.	Oats.	Barley.	Buckwheat.	Rice.	Tobacco.
		No.	Wood-land.														Other unimproved.	Spring.							
1	2	3	4	5	6	7	8	9	10	11	12	13	14	15	16	17	18	19	20	21	22	23	24		
Meyer John	20	198		800	175		2		2		2	13	10	272	100			150	100						
Kreuzer F. M.	35	123		1300	200	30	4		3		6	15	13	516	238	6		200	150	33					
Stein Fred	25	108		800	175		4		1			9	9	361	100										
Suhringhouse	25	112		1200	300		2		3		5	11	10	315	130			150	100						
Kahle Henry	25	135		1200	300		2		2	2	4	8	10	336	125			50	100						
Williams Aron	18	62		600	50		3		2		2		9	313	74			150	125						
Williams John	14	164		1000	50				1	1	2		5	170				80							
Schroeder Fred	35	165		2000	200		1	2	3		4	7	9	412	200			200	100						
Hinton David	80	120		4000	200	40	6		4	2	5	25	35	692	300			600	200						
Nivald August	20	240		1300	125		2		2		2	4	12	232				130	100						
Matthews B. A.	60	60		2500	125		1	2	2		3	26	23	395	116			130	130						
Mason John	65	200		3000	200		8		4		8	20	30	880	100			400	100						
Hempelman G.	40	240		2500	150		4		3		4	26	28	321	315			150	100						
Idel August	50	150		2500	250		2		3		9		30	315	350			250	300						
Remmer Fred	30	90		1500	200	70	3		4	2	5	9	3	460	150			100		90					
Uffman Wm	20	60		1200	125		1		1	2	2	4	10	200	112			250	100	40					
Hollandwook Martha	25	95		2000	100		5		2			12	8	410	60			150							
Plauer Wilhelm	30	127		2000	150	30	4		4	2	2	12	16	516	100			200	100						
Bryant John H.	10	30		300	100		2		2				9	218	50			50							
Schuhoff John	40	140		1200	175	20	4		1	2	5	10	20	445	300			50	200						
Simons Casper	15	65		1000	125		1		2	1			6	202	60			30	15						
Fischer Anton	18	62		500	125		1		2				5	205	80			10	20						
Hilseck Frau	9	83		200	75		2		2		4	4	5	218	15				10						
Brown N. B.	35	85		1000	150		4		1	3	15	15	12	409	66			100	100						
Hollandwook E.	25	300		4000	75		4		1				7	339	110			100							
Rais William	15	35		400	125		3		1		5	5	10	280	100			50	50						
Holschub Chas	25	55		1000	150		2		2	1	6	6	35	352	137			100	100						
Reed William	7	87		500	125				2	2	9	9	3	100											
Reed James	10	70		1000	100		2		1		2	2	10	200	30			100	50						
Eudy Christ	35	435		3000	200	150	6	2	4	3	18	18	20	800	268			200	200	10					
Wooling Bridget	30	170		2000	150	30	4		2				6	382	88			100	100						
Hibles Sabius	70	320		4000	150		1	2	3	6	15	15	20	452	300			150	600						
Hackmeier Wm	25	115		1000	150	15	1	2	2	2	8	8	7	325	200			80	100						
Grote Henry	75	85		3000	200	50	5		4	4	8	8	11	380	378			150	100						
Grote Fred	22	138		1500	250	25			2					300	135			50	125						
Nivald Jobst	50	130		2000	300		4		4	3	8	8	12	470	250			200	150						
Smith H. J.	50	150		2300	200	50	5		3	4			4	650	150			500	200						
Krone Henry	30	50		1000	100				2	2			12	224	80			250	150						
Fracht Henry	35	135		1500	50		2		1	1			1	190	152			100	125						
Delong Anton	20	140		1300	100		2		2				6	214	90			50	100						
				1288	5369	66000	6250	510	109	15	90	46	160	309	491	5629	6	6180	200	172					



State of Wisconsin, enumerated by me on the 9.11. + 12 day of July, 1870.

Pred L. Neusel, Ass't Marshal.

YEAR ENDING JUNE 1, 1870.

Cotton.	Wool.	Pens and Beams.	POTATOES.		Orchard products.	Wine.	Produce of Market Gardens.	DAIRY PRODUCTS.			Hay.	SEED.		Hops.	Hemp.	Flax.	Flax-seed.	Silk cocoon.	SUGAR.		Molasses.	BEES.		Forest products.	Value of Home Manufactures.	Value of animals slaughtered or sold for slaughter.	TOTAL VALUE.		
			Bales (450 lbs.)	Lbs.				Bush.	Bush.	Bush.		Dolls.	Gallons.						Dolls.	Lbs.		Lbs.	Gallons.					Tons.	Bush.
25	26	27	28	29	30	31	32	33	34	35	36	37	38	39	40	41	42	43	44	45	46	47	48	49	50	51	52		
	20		25					50																		20	100	450	1
	20		15					50													10						150	700	2
			20					25													16							150	3
	28		10					25													25				30	800	500	4	
	20		10					30													12						70	325	5
			10					30													18						130	350	6
	20		10					30													20				30	80	250	7	
	20		30					100			2															10	125	625	8
	45		25					100			3															40	380	1216	9
			15					100													20						70	325	10
	65		15					60			3										10				40	170	918	11	
	40		25					100			7										10				40	140	650	12	
	36		30					50													8				50	200	721	13	
			50					50																			150	770	14
	30		10					50																	40	100	490	15	
	15		10					25																			75	450	16
	20		10					25			3										30				30	100	350	17	
	35		25					100			1										25				15	125	400	18	
	13		10					60																	10	40	225	19	
	50		13					25			2														15	100	587	20	
			10					25																			75	225	21
																					4						30	200	22
	10		10					35																		30	100	100	23
	32		10		10			50													18					100	130	432	24
			20					25													20				20	100	350	25	
	20		20					20			1										25				10	125	335	26	
	40		20					50													12				10	153	450	27	
	20		10					25			1														10	75	250	28	
	10		10					30																	10	80	275	29	
	40		20		40			50			2										25				20	180	850	30	
			25					90			1														20	50	375	31	
	25		25		40			100			3										20				40	250	1050	32	
	12		25					100			1										24				25	125	525	33	
	20		30		50			75			3															150	870	34	
																												250	35
	12		25					100			2										26				40	140	735	36	
			10					50			2										25				100		675	37	
			18					25																		40	356	38	
																											25	250	39
			20					25																			60	275	40
	718		626		140			1960			37									403					675	4273	18880		

\* This will include only such cheese as is made upon the farm. Milk sent to cheese factories will be regarded as milk sold off the farm.







State of Michigan, enumerated by me on the 12, 13, 14, 15, 16<sup>th</sup> day of July, 1870.  
Fred L. Housel, Ass't Marshal.

YEAR ENDING JUNE 1, 1870.

1	Cotton. Bales (50 lbs.)	Wool. Lbs.	Peas and Beans. Bush.	POTATOES.		Orchard products. Dolls.	Wine. Gallons.	Produce of Market Gardens. Dolls.	DAIRY PRODUCTS.			Hay. Tons.	SEED.			SUGAR.			BEES.		Forest products. Dolls.	Value of Home Manufactures. Dolls.	Value of animals slaughtered or sold for slaughter. Dolls.	TOTAL VALUE. Dolls.	2				
				Irish. Bush.	Sweet. Bush.				Butter. Lbs.	Cheese.* Lbs.	Milk sold. Gallons.		Clover. Bush.	Grass. Bush.	Hops. Lbs.	Hemp. Tons.	Flax. Lbs.	Flax-seed. Bush.	Silk cocoon. Lbs.	Maple. Lbs.						Cane. Hhds. (1,000 lbs.)	Molasses. Gallons.	Wax. Lbs.	Honey. Lbs.
1		10		12					100		1								15			10	130	650	1				
2		10		20					100										15				100	273	2				
3		6		40					50		1												50	525	3				
4		10		25					60		1												60	475	4				
5		15		20					60		1								25			10	128	600	5				
6		7		10					50		1								20			10	90	495	6				
7				100					100		18												50	160	1240	7			
8		12		10	20				50														30	80	525	8			
9		60		10	40				50										40			50	100	550	9				
10		20		20	10				25										20				100	325	10				
11		48		15	100				50		6								20			20	160	1150	11				
12		20		15					50		1								10				125	450	12				
13				20					100		1								6				120	475	13				
14		24		20	50				100		2								10			40	120	850	14				
15		25		30	40				150		2								80				300	1388	15				
16		10		10					25										10				75	325	16				
17		15		50	25				100		4												175	869	17				
18		10		25					50		2												10	120	750	18			
19		25		35					60		1								8			20	130	475	19				
20		20		40					50		1								25			25	80	525	20				
21		26		12					25										40			10	100	600	21				
22		37		25	20				75		2								10			20	125	825	22				
23				25					25		1								10				75	550	23				
24		20		100					50		2								10				100	750	24				
25		21		20					75		2								40			20	150	700	25				
26		25		50					50		1												20	100	375	26			
27		35		30					50		4								10			25	175	850	27				
28		20		15					25														12	100	580	28			
29		25		30					25										15			20	125	625	29				
30		25		30	20				100		2								20			30	150	600	30				
31		8		8	20				50														5	60	455	31			
32		35		16	20				100		5											60	225	1250	32				
33				40	40				100														150	650	33				
34		25		25					100										15			20		325	34				
35		10		25					60		3								20				100	450	35				
36		30		28					25										30			10	125	550	36				
37		16		125	100				100		14								40			150	1160	37					
38				25	100						20												160	1250	38				
39		40		18	50				100		7								40			150	1750	39					
40				60					100		3								140			40	250	1350	40				
	745			1144	768				2615		109								724			567	4978	28680					

\* This will include only such cheese as is made upon the farm. Milk sent to cheese factories will be regarded as milk sold off the farm.











SCHEDULE 3.—Productions of Agriculture in Richland Township, in the County of Gasconade, in the Post Office: Fredricksburgh & Morrison

Name of Agent, Owner, or Manager.	ACRES OF LAND.			PRESENT CASH VALUE.		Total amount of wages paid during the year, including value of board.	LIVE STOCK, JUNE 1, 1870.								PRODUCE DURING THE YEAR.											
	Improved.	UNIMPROVED.		Of farm.	Of farming implements and machinery.		Horses.	Mules and Asses.	Milch Cows.	Working Oxen.	Other Cattle.	Sheep.	Swine.	Value of ALL live stock.	WHEAT.		Rye.	Indian Corn.	Oats.	Barley.	Buckwheat.	Rice.	Tobacco.			
		Wood-land.	Other unimproved.												Dolls.	Dolls.								No.	No.	No.
1	2	3	4	5	6	7	8	9	10	11	12	13	14	15	16	17	18	19	20	21	22	23	24			
1 Brinkman Adolph	35	93		1500	130	40	2		1			4	14	243		200		120	75	18					1	
2 Beckman John	40	59		2800	150	60	4		4			4	14	30	528		160		600	150	140					2
3 Klopner Frederick	45	100		3000	150	50	4	1	3	1	7	15	30	830		420		250	120				600		3	
4 Klopner Christ	45	100		3000	200	50	3		2	1	6	15	30	610		420		200 <sup>(5)</sup>	120 <sup>(2)</sup>				600		4	
5 Lange August	5	35		300	200				1			2	4	40				100	20						5	
6 Kinley W. James	40	294		5000	20		3		3		2		13	400		100		1040	240	100					6	
7 Powell William	25	135		2000	130	60	3		2			8	20	364		150		450	240						7	
8 Maucke Theodor	10	30		600	80	15			1			4	3	170		75		200		10					8	
9 Koelling Herman	38	162		3000	70	30	2	2	3		3	12	30	545		210		500	80	25					9	
10 Depp August	40	50		2000	150	130	2		5		5	9	50	485		100		600		25					10	
11 Hestling William	38	68		1500	130	25	5		2		2		15	490		250		250	75						11	
12 Dorn Anna	35	178		1800	230		1	2	2		1	4	7	390		80		350	60						12	
13 Schoeder Ferdinand	36	44		1600	130	100	2							160		150		40	100	75					13	
14 Pegler Louis	35	148		3000	130	80	1	2	5		2	5	27	579		220		500	100						14	
15 Maucke Gustav	70	135		3200	130	300	2		2		4	17	24	438		610		600	150	90					15	
16 Maucke Henry	10	30		600	150	15			1			4	4	195		75		200		10					16	
17 Brocker Jobst	20	60		2000	70		4		2	2	1	5	8	429		150		180	25	10					17	
18 Brocker Henry	48	62		2000	130	30	4		3	2	3	6	9	541		180		210	62	12					18	
19 Cypersky Louis	25	55		2000	130		4		2			8	13	415		180		100	80	50					19	
20 Bohl Ferdinand	70	120		3500	130	100	5		3		4	5	7	574		145		250	150	12					20	
21 Bohl Fred. Jr.	6	74		1500	250	100	4		2		3	5	7	429		145		250	150	12					21	
22 Stricker William	22	133		2000	250	30	1	2	2	2	2		18	325		119		150	80	65					22	
23 Braun Henry	17	63		1500	130		1		1		1	2	5	129		80		200	70						23	
24 Schmidt John	40	105		2500	130	80	6		4		2	18	25	735		190		400	100	18			250		24	
25 Spohrer William	40	101		3500	130	100	3	1	2	2	4	4	19	596		310		550							25	
26 Voedtman Mill	20	140		2000	150	30		2	2		3	12	11	455		170		300	80	15					26	
27 Napman Edward	22	125		800	120	40	3		1		2		4	314		114	9	150	50						27	
28 Spohrer Louis	60	100		3000	140	280	6		6	2	4	5	15	835		332		400	180						28	
29 Keller Franz	40	40		2500	160	20	1	2	5		3	5	15	339		370		210	10						29	
30 Kust William	55	71		2000	130	150	3		1		2		6	300		400		200	150						30	
31 Paten Benjamin	38	69		1500	100		5		2		1	11	7	403		74		200	20	24			200		31	
32 Stolle Frank	25	55		1800	100	30	2		3		2	6	5	300		100		250	100						32	
33 Kicker William	25	55		2000	130	40	2		2		2	7	12	392		200		240	80	25					33	
34 Arnold Fred	10	70		1200	280		2		1		2	4	15	297		10		120	35	25					34	
35 Kiger Joseph	10	47		1200	25	20		2	2				9	285		60		90							35	
36 Spuhmacher Jr.	32	86		3500	120	40	2		4	2	8	14	35	616		160		270	90	110					36	
37 Lange Ernest	60	330		6000	130	300	4	1	6	4	4	5	15	639		105	55	450	300						37	
38 Stange Chas	21	24		2500	450		1		4	2			4	230		70		90	30	58					38	
39 Engler Adam	54	166		3000	40	20	4		3	2	1	6	12	471		70		150	100	30					39	
40 Rodds Frank	30	93		3000	40	70	3		2		2	5	7	349		75		300	75				400		40	
				13174209	9550056452395	10419	101	22	102	246	584	17227			7229	64	11760	3527959						2050		



State of Missouri, enumerated by me on the 1. 2. 1870 day of September, 1870.


Fred L. Newell, Ass't Marshal.

YEAR ENDING JUNE 1, 1870.

Cotton.	Wool.	Peas and Beans.	POTATOES.		Orchard products.	Wine.	Produce of Market Gardens.	DAIRY PRODUCTS.			Hay.	SEED.		Hops.	Hemp.	Flax.	Flax seed.	Silk cocoons.	SUGAR.		Molasses.	BEES.		Forest products.	Value of Home Manufactures.	Value of animals slaughtered or sold for slaughter.	Estimated value of stock, including herds, teams and additions to stock.			
			Irish.	Sweet.				Butter.	Cheese.*	Milk sold.		Clover.	Grass.						Maple.	Cane.		Wax.	Honey.					Dolls.	Dolls.	
Bales (450 lbs.)	Lbs.	Bush.	Bush.	Bush.	Dolls.	Gallons.	Dolls.	Lbs.	Lbs.	Gallons.	Tons.	Bush.	Bush.	Lbs.	Tons.	Lbs.	Bush.	Lbs.	Lbs.	Thds. (1,000 lbs.)	Gallons.	Lbs.	Lbs.	Dolls.	Dolls.	Dolls.	Dolls.			
25	26	27	28	29	30	31	32	33	34	35	36	37	38	39	40	41	42	43	44	45	46	47	48	49	50	51	52			
1	10		25		20			100			2															90	526	1		
2	42		50					150			2															308	1169	2		
3	42		25		12			75																		204	1090	3		
4	42		25		12			75																		204	1090	4		
5	5		5					40																		15	110	5		
6			50					110																		108	1129	6		
7	16		10		3			110			2															194	823	7		
8	18		10																							30	270	8		
9	25		40		10			120			2														40	193	920	9		
10	20		20					150			1														33	402	1178	10		
11			15		3						2															300	453	11		
12	8		16		50			200			1														9	16	53	512	12	
13			10		6						2																	350	13	
14	15		90		6			100													15				33	72	819	14		
15	34		40		175			110			6														28	293	1827	15		
16	8		10					40																		30	273	16		
17	10		20					110																	8	108	494	17		
18	11		25					120			1															113	543	18		
19	16		10					50			3															128	546	19		
20	10		20		42			75			4															138	687	20		
21	10		20		42			75			4															138	687	21		
22			15					20			2														9	40	45	440	22	
23	4		25					40			2															81	464	23		
24	40		40		5			100			1														30	266	940	24		
25	10		20					100																		186	893	25		
26	30		20					100																	20	212	740	26		
27			18		38			40			2															153	507	27		
28	10		20					110			3															100	1082	28		
29	15		40		45			110			8															198	902	29		
30			10		20			50			1															72	739	30		
31	30		10					50			2														22	95	420	31		
32	12		15					50			2														18	80	473	32		
33	15		30					100			2															155	662	33		
34	8		10																							148	267	34		
35			15					50			1															98	451	35		
36	35		160					150			3										5					356	1230	36		
37	12		50		65			150			18															275	3300	37		
38			30					100																		45	799	38		
39	12		15		20			150			3										6					112	486	39		
40	15		12		50			75			2														18	70	554	40		
590	1091		624					3855			82														26	12	56	250	5890	20785

\* This will include only such cheese as is made upon the farm. Milk sent to cheese factories will be regarded as milk sold off the farm.





SCHEDULE 3.—Productions of Agriculture in Richland Township, in the County of Gasconade, in the Post Office: Marion Gasconade City.

Name of Agent, Owner, or Manager.	ACRES OF LAND.			PRESENT CASH VALUE.			LIVE STOCK, JUNE 1, 1870.										PRODUCE DURING THE YEAR.							
	Improved.	UNIMPROVED.		Of farm.	Of farming implements and machinery.	Total amount of wages paid during the year, including value of board.	Horses.	Mules and Asses.	Milch Cows.	Working Oxen.	Other Cattle.	Sheep.	Swine.	Value of All Live Stock.	WHEAT.			Indian Corn.	Oats.	Barley.	Buckwheat.	Rice.	Tobacco.	
		Wood-land.	Other unimproved.												Spring.	Winter.	Rye.							
	No.	No.	No.	Dolls.	Dolls.	Dolls.	No.	No.	No.	No.	No.	No.	No.	Dolls.	Bush.	Bush.	Bush.	Bush.	Bush.	Bush.	Bush.	Lbs.	Lbs.	
1	2	3	4	5	6	7	8	9	10	11	12	13	14	15	16	17	18	19	20	21	22	23	24	
Dodge John B.	30	93		3100	40		2	2		2	5	7	389		75		300	75						
Kirchhof Gustav	5	35		2500	20	25												30						
Sobble Herman	4	14		3000	3	5																	200	
Mayer Julius	160	440		25000	425	450	3	4	8	4	11	5	15	1650	1200	15	1100	210						
W. Night Hugh	85	325		10000	100	150	4		4		11		30	790	160		2760							
Pfz Patrick Andy	27	118		5000	30		3		2		1		15	400			1000	15						
Kollicks William	32	18		1500	120		1		4	2	3	3	17	386		42	800	60		20		2500		
Hank William	4	100		1000	100		3		2		2	5	8	350		70		50		12				
Straub Gottlieb	720	404		15000	400	400	8		7	2	8		75	1360	800		1200	150						
Phel Christian	70	63		7000	400	400	2	3	5		5		40	835	600		1200	210						
Souderneyer Julius	20	59		3000	130	30	2	1	3		4	4	25	530	130		800	90						
Hoberg Henry	80	40		8000	400	400	2	2	8		18		30	1080	600		1000	150						
Beckman William	105	170		10000	300	300			4	4		3	9	858	439		1600	130						
Dowler William	60	260		2000	150	300	2	1	2				30	600			2256	8						
Dowler Thomas	60	260		9000	150	300	2	1	2				30	600			2256	8						
Gnaas William	60	240		9000	120	30	4		2		3		30	610			1600	600						
Rufi Jacob	440	360		3000	350	450	7		3		4		65	1045			3600	360	35					
Wulfenb Henry	25			2000	120	100		2	3		1		4	462	300		360	60						
Schloeman Will	85	68		1230	400	200	5		4		18		30	890	500		1400	120						
Mittner George	45	47		4300	150	250	2		3		9	3	25	500	86		1000	60	65					
Eitman Henry	45	47		4300	150	80	2		3		7		12	415	65		1000	60	65					
Breming Anton	50	30		4300	150	40	1		1	2	1		13	270	200		320	40	60					
Graceman Henry	72	89		3000	160	150	4	1	8		10	15	30	940	500		1120	90	40					
Althof Henry	20	51		6000	120	150	2							200	5		600							
Burger John	28	114		1000	130	25	1		2	1	1		14	210	110		400	60	90					
Epple Edward	440	331		3500	130	200	7	2	3	4	5	3	18	1136	200		256	300	115					
Claus Herman	20	60		5000	70				4		3		20	190			100							
Fleischer Ferdinand	135	345		1100	500	1500	4	2	7	8	11	18	50	1465	800		1100	200	360	10				
Atwood Jester	220	140		18000	150		1		1	2				265	160		150	30						
Birk Mathias	17	43		3200	60		2		1	1	2		10	270	85		160	15	95					
Birk Frank	17	43		2000	60		1		1	1	1		10	220	85		160	15	95					
Shoehan Aurora	12	73		2000	25		1		1				3	115	20		80							
Lepold Chas	16	64		800	25				2	2			5	150	100				15					
Kennelberger Jacob	10	63		1000	120	80	2		2				10	290	50		80							
Loisinger Leon	7	73		1500	120		1		1				9	160	30		50							
Mauith Clemens	3	22		1500	20				1					25										
Neckerman George	25	20		1200	120	20		2	1	3	6	10	10	365	80	10	130	30	40					
Holz Nicolas	50	115		1500	150	500			4	3	2	7	14	687	140		400	80	290					
Bauer John	18	62		4000	130	20	3	1	2	2			16	400	100		300	75						
Neckerman Phil	21	119		2000	130	30	3		2	4	4	8	15	595	100		300	80						

1835575 202950 61286585 8726 11538 15391 76021508 7785 25 312023401 1365 42 2700











State of Missouri, enumerated by me on the 34<sup>th</sup> day of September, 1870.  
Fred L. Meusel, Ass't Marshal.

YEAR ENDING JUNE 1, 1870.

Cotton. Bales (450 lbs.)	Wool. Lbs.	Fens and Beans. Bush.	POTATOES.		Orchard products. Dolls.	Wine. Gallons.	Produce of Market Gardens. Dolls.	DAIRY PRODUCTS.			Hay. Tons.	SEED.		Hops. Lbs.	Hemp. Tons.	Flax. Lbs.	Flax-seed. Bush.	Silk cocoons. Lbs.	SUGAR.			BEES.		Forest products. Dolls.	Value of Home Manufactures. Dolls.	Value of animals slaughtered or sold for slaughter. Dolls.	Estimated value of stock, including bot- tom, additions and addi- tions to stock. Dolls.	TOTAL VALUE. Dolls.		
			Irish. Bush.	Sweet. Bush.				Butter. Lbs.	Cheese.* Lbs.	Milk sold. Gallons.		Clover. Bush.	Grass. Bush.						Maple. Lbs.	Cane. Hhds. (1,000 lbs.)	Molasses. Gallons.	Wax. Lbs.	Honey. Lbs.							
25	26	27	28	29	30	31	32	33	34	35	36	37	38	39	40	41	42	43	44	45	46	47	48	49	50	51	52			
1	15		30					90			2															95	890	1		
2	16		10					36			2															39	355	2		
3	6		20					60			1															28	490	3		
4			150			10		55			1															78	640	4		
5	18		50		70			100			1															60	510	5		
6			20		10			20			1															40	250	6		
7			8		30			30			2															37	310	7		
8			12		10			75			2															58	290	8		
9			35			50		75			1															25	300	9		
10			10		10			56			2															40	400	10		
11			6								2															10	200	11		
12	20		36		30			100			3															150	1600	12		
13			40		200	700		200			10															200	3000	13		
14	36		30		10			200			5															30	500	14		
15	40		20					250			3															116	100	15		
16			50		15	250		75			3															75	1083	16		
17			35					50			1																	100	17	
18	5		50		25			100			4															152	1083	18		
19			25					100																		20	315	19		
20			25					100			2															100	560	20		
21	40		20		25	10		150			17															316	1464	21		
22	6		10					100			1															75	329	22		
23	6		10								1															50	284	23		
24	20		50					100																	18	163	724	24		
25	6		10		20			50			4															72	368	25		
26	2		25		15			50			5															70	506	26		
27	14		15					100			3											6			35	94	450	27		
28	14		35		3			100			3											10			20	119	639	28		
29	20		25					100			2											7			22	105	531	29		
30	10		30					110			2															98	522	30		
31			20		40			150			12															173	640	31		
32	15		25		1			150			5											20			25	74	809	32		
33			10		15	30																						115	33	
34	8		20		15	80		100			2											16			20	94	694	34		
35	4		20					100														8				108	450	35		
36	4		15		10			100			3											9				108	557	36		
37	20		60					100			4															141	580	37		
38	30		50		15	30		100			3											35			45	137	838	38		
39	20		30		10			10			4											10	8	32	65	126	780	39		
40	12		20		5			50			2											10				144	309	40		
	407		1162		584	1160		3582			125															131	832	250	3620	23995

\* This will include only such cheese as is made upon the farm. Milk sent to cheese factories will be regarded as milk sold off the farm.



SCHEDULE 3.—Productions of Agriculture in Richland Township, in the County of Gasconade, in the Post Office: Gasconade Ferry



1	ACRES OF LAND.			PRESENT CASH VALUE.		7	LIVE STOCK, JUNE 1, 1870.								PRODUCE DURING THE									
	2	UNIMPROVED.		5	6		8	9	10	11	12	13	14	15	WHEAT.		18	19	20	21	22	23	24	
		3	4												16	17								
Name of Agent, Owner, or Manager.	Improved.	Wood-land.	Other unimproved.	Of farm.	Of farming implements and machinery.	Total amount of wages paid during the year, including value of board.	Horses.	Mules and Asses.	Milk Cows.	Working Oxen.	Other Cattle.	Sheep.	Swine.	Value of all live stock.	Spring.	Winter.	Rye.	Indian Corn.	Oats.	Barley.	Buckwheat.	Rice.	Tobacco.	
	No.	No.	No.	Dolls.	Dolls.	Dolls.	No.	No.	No.	No.	No.	No.	No.	Dolls.	Bush.	Bush.	Bush.	Bush.	Bush.	Bush.	Bush.	Lbs.	Lbs.	
1	Copp Charles	25	15		700	20			2		1		4	75		72		50	120	20				
2	Zimmer Henry	4	16		1000	5		1		1				125					38					
3	Kaetke John	20	60		1000	136		1	3	2	1	7	20	294		75		100	90	90				
4	Bock Frederick	12	68		1000	100	20		2	2	2	4	13	193		80		60						
5	Bock Charles	3	37		400	5	25											50	15					
6	David Frederick	35	45		1500	20		2						200		150			100	150				
7	Boetke Ferdinand	28	77		2000	420		1	1	1			2	255				450	40	10				
8	Schumann Hans	36	70		2000	225	60	3	2	3		5	9	713		150			80	40				
9	Netzel Richard	30	90		1100	15		2						200				240	300					
10	Soutay Chas	55	43		3000	325	225	2	3	4		3	5	8	710		350		680	150	350			
11	Johnson Frank	53	105		5000	450	580		4	6		12	5	35	990		350		480	30	50			
12	Engelag Christ	36	38		2000	325	70	1	1	2		2		14	385		275		280	60	150			
13	Schaeffer August	25	95		2200	150	30	4		4		5	2	14	534		80		160	50				
14	Raetke Chas	12	70		1800	25			2	1				176		80	6		20	65				
15	Baeker Fred	16	164		1100	25			1	2	2	2		3	292		65		120		15			
16	Frohm George	10	30		700	60	25			1				12	55		80		30					
17	Hellmann Friz	40	20		1800	130	50	2		2		1		17	320		250		180	30				
18	Storch Joseph	24	56		2000	150		4		2		5	6	20	467		80		150	100	40			
19	Kalkbrenner Mill	20	60		1300	40	15		2	2	1	2	4	159		70		140	25	100				
20	Ganz Charles	8	32		500	25			2			2	5	70		34		90	10					
21	Rosin Albert	35	143		2500	25	20	2		1				225		370		50	60					
22	Lahr Peter	10	5		650	120	20		3	2	2			7	200		60		120	140	30			
23	Kerr Adam	12	11		800	120	20		3	2	2	8	6	216		35	5	100	90	70				
24	Netzel Ignatz	15	20		1200	25	150			1	1			4	50		80		120	30	50			
25	Bohl John	12	68		900	80			2	2	1	1	6	162		50		90	30	4				
26	Rein Nicolaas	12	188		2500	100	200	2	1	1	1	1	2	206			4		10					
27	Kerr Herman	12	188		2500	100	100	2	1	1	1	1	1	234			4		10					
28	Bohl Chas	30	90		1800	120	10	1		2	2	2	7	18	284		100		120	125	90			
29	Kelmer Henry	30	58		3200	120	125	1	1	4	4	2	7	394		80		150	70	175				
30	Kelmer David	30	58		3200	120	125	1	1	3	3	1	6	342		80		130	70	175				
31	Graat Fred	21	70		1600	130	70	2		2	2	2	4	16	370		75		120	50	113			
32	Jacqz John	28	92		1800	120	20	4		1	1			18	325		68		90	70	74			
33	Kubchel Louis	25	55		800	120		2		2	2	5	8	335		100		90	100	100				
34	Bock Frederick	21	79		800	120		2		1	1	5	6	294		90		100	62					
35	Baudeneyer Louis	17	123		1000	150	130	2		2	1	1	4	5	230		100		50	20				
36	Nehmuller William	35	165		2500	130	25	2		2	2	6	6	362		300		150	130	30				
37	Saeys Christ	16	64		800	110	20	1		2		6	6	197		60		90	80	18				
38	Kirchner John	20	220		1500	120		3		2	1	1	4	6	333		187		90	60	70			
39	Kehr Frank	26	171		3000	300	60	3		2	2	6	7	367		100	30	180	150	100				
40	Schuster Martin	38	162		3500	150		2		2	2	5	17	375		175		160	60	70				
		937	3210		67850	5025	2915	55	16	61	40	71	110	336	11734		4301	49	5200	2695	2369			



State of Wisconsin, enumerated by me on the 4th day of September, 1870.  
Fred. L. Meusel, Ass't Marshal.

YEAR ENDING JUNE 1, 1870.

Cotton.	Wool.	Peanut Beans.	POTATOES.		Orchard products.	Wine.	Produce of Market Gardens.	DAIRY PRODUCTS.			SEED.			SUGAR.			BEES.		Forest products.	Value of Home Manufactures.	Value of animals slaughtered or sold for slaughter.	Estimated value of farm, including buildings, improvements and additions to stock.						
			Irish.	Sweet.				Butter.	Cheese.*	Milk sold.	Hay.	Clover.	Grass.	Hops.	Hemp.	Flax.	Flax-seed.	Silk cocoons.					Maple.	Cane.	Molasses.	Wax.	Honey.	
Bales (450 lbs.)	Lbs.	Bush.	Bush.	Bush.	Dolls.	Gallons.	Dolls.	Lbs.	Lbs.	Gallons.	Tons.	Bush.	Dush.	Lbs.	Tons.	Lbs.	Bush.	Lbs.	Hds. (1,000 lbs.)	Gallons.	Lbs.	Lbs.	Dolls.	Dolls.	Dolls.	Dolls.		
25	26	27	28	29	30	31	32	33	34	35	36	37	38	39	40	41	42	43	44	45	46	47	48	49	50	51	52	
			10					50			2														25	259	1	
			10			20		50			2															82	2	
	15		20					100			3									8					114	478	3	
			20					50																	90	278	4	
			10																						25	107	5	
			20								3															408	6	
	4		20		10			50			4															383	7	
	20		10		10			100			3													18	227	621	8	
			15								4															366	9	
	12		25					150			3														174	1476	10	
	10		30		20			200			7									50					386	1275	11	
			15					100																	90	786	12	
	5		15		40			50			4														388	687	13	
			30		5			100			1									20						226	14	
			25																					18	18	30	295	15
			15		5	22		50			1														20	191	16	
			10		14			100			8														126	473	17	
	30		30		35			80			4										4	16			205	622	18	
	12		20		5			100			2														50	410	19	
	5		40																						15	191	20	
			15		20			100			2															469	21	
			25					100																	138	425	22	
	20		25					30			1									25					92	591	23	
			10					100																	90	316	24	
	2		10		5			30			2									14					80	285	25	
	5		15		30	300		50			3														45	514	26	
	3		15		30	300		50			3														45	509	27	
	15		20		20			50			2													40	150	602	28	
	6		15		20			50			6											8	32		141	717	29	
	4		15		20			50			6											8	32		141	716	30	
	8		20					50			4														110	489	31	
			60					50			2														43	361	32	
	12		20		5			50			1									20					112	508	33	
	12		20					100			5														90	371	34	
	10		15		2			100			12									10					82	317	35	
	12		15		10			100			1									8					105	686	36	
	12		25		5			38			2									5				15	73	348	37	
	8		100		10			100			5											2	8		95	589	38	
	12		60					100			2									40				50	162	774	39	
	12		60		10			100			5									12	8	40			148	808	40	
266			950		311	662		2760			115								212	30	128	18	141	3907	20009			

\* This will include only such cheese as is made upon the farm. Milk sent to cheese factories will be regarded as milk sold off the farm.







State of Missouri, enumerated by me on the 5<sup>th</sup> day of September, 1870.

Pied L. Measel, Ass't Marshal.

YEAR ENDING JUNE 1, 1870.

No.	Cotton. Bales (50 lbs.)	Wool. Lbs.	Peas and Beans. Bush.	POTATOES.		Orchard products. Dolls.	Wine. Gallons.	Produce of Market Gardens. Dolls.	DAIRY PRODUCTS.			Hay. Tons.	SEED.		Hops. Lbs.	Remp. Tons.	Flax. Lbs.	Flax seed. Bush.	Silk cocoons. Lbs.	SUGAR.		Molasses. Gallons.	BEES.		Forest products. Dolls.	Value of Home Manufactures. Dolls.	Value of animals sold for slaughter. Dolls.	TOTAL VALUE. Dolls.		
				Irish. Bush.	Sweet. Bush.				Butter. Lbs.	Cheese.* Lbs.	Milk sold. Gallons.		Clover. Bush.	Grass. Dush.						Maple. Lbs.	Cane. Hhds. (1,000 lbs.)		Wax. Lbs.	Honey. Lbs.						
																													25	26
1		15		25		24			100			7																146	774	1
2				10					50			3																80	80	2
3		25		40		50	5		100			11									15	10	12		26	272	1081	1081	3	
4		10		5					30			2												10		190	726	726	4	
5		10		5					30			2												10		190	726	726	5	
6				10																								71	71	6
7																														7
8																														8
9																														9
10																														10
11																														11
12																														12
13																														13
14																														14
15																														15
16																														16
17																														17
18																														18
19																														19
20																														20
21																														21
22																														22
23																														23
24																														24
25																														25
26																														26
27																														27
28																														28
29																														29
30																														30
31																														31
32																														32
33																														33
34																														34
35																														35
36																														36
37																														37
38																														38
39																														39
40																														40
	60.		95.		74.	5.			310.			25.									15.	10.	12.	20.	26.	795.	3258.			

\* This will include only such cheese as is made upon the farm. Milk sent to cheese factories will be regarded as milk sold off the farm.



SCHEDULE 3.—Productions of Agriculture in Roswell Township, in the County of Gasconade, in the Post Office: Newman Mo

1870

1-16  
17-20  
21-22  
23-30  
31-40  
41-44  
45-52  
53-60  
61-70  
70<sup>3</sup>

Name of Agent, Owner, or Manager.	ACRES OF LAND.			PRESENT CASH VALUE.		Total amount of wages paid during the year, including value of board.	LIVE STOCK, JUNE 1, 1870.								PRODUCE DURING THE YEAR.											
	Improved.	UNIMPROVED.		Of farm.	Of farming implements and machinery.		Horses.	Mules and Asses.	Milk Cows.	Working Oxen.	Other Cattle.	Sheep.	Swine.	Value of ALL live stock.	WHEAT.		Rye.	Indian Corn.	Oats.	Barley.	Buckwheat.	Rice.	Tobacco.			
		Wood-land.	Other unimproved.												Dolls.	Dolls.								No.	No.	No.
1	2	3	4	5	6	7	8	9	10	11	12	13	14	15	16	17	18	19	20	21	22	23	24			
Kundhausen Julius	6			2000				2					150												1	
Bearinger George	10			2000				1	2				100													2
Wideman A.	3			3000																						3
James Lorenz	1			500	100		2						125													4
Stetly C. P.	4			3000	500		1	2					150													5
Kuel Ernest	6			2000									9 100													6
Hilker Fred	1			800	100																					7
Adkeman Gott.	2			1000	200	100			1				40													8
Pick Constance	3			6000	20	100			1				50													9
Barr E. C.	2			1000	50		1	2					175													10
Klingel George	5			800	40		1					5	200													11
Shubert Casper	2			1000					1				30													12
Mueller Bertha	2			1300	30				1			2	70													13
Edw Henry	2			700			2	3					250													14
Will Magnus	2			1000					1			3	60													15
Weber Peter	4			1500	150		2	2					200													16
Rommel Jacob	3			2000					2				70													17
Rollen Jakob	30			5000			2	6				7	300													18
Epple Frank	2			1800					1				30													19
Blust John	2			3000					1			2	50													20
Boeing H. A.	2			2000																						21
Vollmer John	3			3000																						22
Hagen John	5			2000					2			2	50													23
Schmidt J. J.	18			5000			1	2				5	500													24
Prinkel John	8			2000			1	1					150													25
Reising Philip	2			1200					1				50													26
Mueller John	2			1500					2				50													27
Lesel Ernest	3			2000			2	1					300													28
Maubert Chas	80	100		3000	150		3						250													29
Vallet Fred	30	140		1000	200		4	3					400													30
Dehm H.	13			1500					1				75													31
Delaney Christ	30	70		5000	50		2	3					200		70											32
Paules M. H. H.	4	24		2500	200																					33
Paules Deaw M.	40	80		1000	500	300	3	1				5	400		50											34
Billing John	20	20		1000			1	2				2	100		18			20	30							35
Neuhauer Gottlieb	40	80		5000			3	2				5	150		150			50	50							36
Roemer Chas	10	30		2000	20		1	1				5	200		62			20	32							37
Roemer Christ	30	30		3000	50				2			11	50		100			80	60							38
Paules Co. M.	17	8		5000		200												8	20							39
Howard L. M.	9	12		2500					1				2	100												40

458.594. 142.500. 1760. 300. 34. 51. 68. 5625. 450. 178. 31. 2.

S.C.



State of Nippon, enumerated by me on the 12, 3, 4, 5, 6, 7, 8, 10, 11 day of June, 1870.

Fred L. Heusel, Ass't Marshal.

YEAR ENDING JUNE 1, 1870.

Cotton. Bales (450 lbs.)	Wool. Lbs.	Peas and Beans. Bush.	POTATOES.		Orchard products. Dolls.	Wine. Gallons.	Produce of Market Gardens. Dolls.	DAIRY PRODUCTS.			Hay. Tons.	SEED.		Hops. Lbs.	Hemp. Tons.	Flax. Lbs.	Flax-seed. Bush.	Silk cocoon. Lbs.	SUGAR.		Molasses. Gallons.	BEES.		Forest products. Dolls.	Value of Home Manufactures. Dolls.	Value of animals slaughtered or sold for slaughter. Dolls.	TOTAL VALUE. Dolls.			
			Irish. Bush.	Sweet. Bush.				Butter. Lbs.	Cheese.* Lbs.	Milk sold. Gallons.		Clover. Bush.	Grass. Bush.						Maple. Lbs.	Cane. Hhds. (1,000 lbs.)		Wax. Lbs.	Honey. Lbs.							
25	26	27	28	29	30	31	32	33	34	35	36	37	38	39	40	41	42	43	44	45	46	47	48	49	50	51	52			
						3100																					500	1		
						1500																						1500	2	
						600																						500	3	
						500																						500	4	
						1000																						600	5	
						2000																						1200	6	
						800																						2500	7	
						400																						800	8	
						2000																						600	9	
						400																						2500	10	
						375																						575	11	
						400																						525	12	
						800																						550	13	
						350																						1000	14	
						400																						500	15	
						1000																						500	16	
						1000																						1200	17	
						700																						1400	18	
						400																						1000	19	
						700																						575	20	
						375																						560	21	
						575																						675	22	
						500																						600	23	
						1200																						1000	24	
						700																						600	25	
						500																						600	26	
						800																						700	27	
						2000																						1800	28	
						800																						1000	29	
						1400																						1800	30	
						300																						700	31	
						2300																						2500	32	
						600																						500	33	
						4200					2																40	3500	34	
						500					2																	6000	35	
						300					3																	700	36	
						75					2																	500	37	
						100					7																50	600	38	
						1400																					22	1100	39	
																														40
487						3225					22																112	39260		

\* This will include only such cheese as is made upon the farm. Milk sent to cheese factories will be regarded as milk sold off the farm.



121  
1870

SCHEDULE 3.—Productions of Agriculture in Roanoke Township, in the County of Musconade, in the

Post Office: Neumann Hill

Name of Agent, Owner, or Manager.	ACRES OF LAND.			PRESENT CASH VALUE.		Total amount of wages paid during the year, including value of board.	LIVE STOCK, JUNE 1, 1870.								PRODUCE DURING THE										
	Improved.	UNIMPROVED.		Of farm.	Of farming implements and machinery.		Horses.	Mules and Asses.	Milch Cows.	Working Oxen.	Other Cattle.	Sheep.	Swine.	Value of All Live Stock.	WHEAT.			Indian Corn.	Oats.	Barley.	Buckwheat.	Rice.	Tobacco.		
		Woodland.	Other unimproved.												Dolls.	Dolls.	Bush.							Bush.	Bush.
No.	No.	No.	No.	No.	No.	No.	No.	No.	No.	No.	No.	No.	No.	No.	No.	No.	No.	No.	No.	No.	No.	No.	No.		
1 Stein Franz	45	75		3500	50	150	2	2	1			22	460		350		200	150							
2 Reilly Fred	30	50		5000	100	200	2	3			3	6	250		180										
3 Reilly John	25	55		1000			2	2				2	250		60										
4 Kopp Manfred	15	25		2000				2	2			8	300		100			70							
5 Glass Tobias	25	35		3000			(3)					8	300		75		200	35							
6 Rippstein Gottlieb	4			5000																					
7 Beckman Chas	60	50		10000	50	300	3	(10)	3	1		9	500		150		75	40							
8 Remmert Will	9	10		2000			1	2				4	200												
9 Boeing Franz	9	38		2000		300	1	2	2			3	100												
10 Romm Michael	30	10		2000		200	2	3	1			3	200		100		(2)	40	40						
11 Peters H. B.	25	74		4000		500	2	3	1				300		74			30							
12 Good Anton	5	35		500														(5)	20						
13 Ebelin August	20	20		1000		150		2				1	80		25										
14 Ebelin Christ	40	180	20	4000	20	250	4	3	3	4	12	800		300		200	100	80							
15 Frank Sebastian	45	115		6000			2	2	1			4	500		100		100	100							
16 Schauberg J.	50	140		5000	100		4	5	3	2	7	1000		320		300	100	200							
17 Robyn Julia	18	32		2000			2	2				3	200		75										
18 Füllang Edward	15	38		1000			2	2				2	275		60		(7)	75	30						
19 Wideman David	20	70	10	4000	100	50		6	3			10	600		60	10	150	(5)	75						
20 Korsch John	10	65	10	5000	10	285	2	1	2			3	500				5								
21 Doneyer Jacob	20	10	10	2000	100	100	2	2	1			2	(3)	300		25	10		50						
22 Hofman Gottlieb	45	165		10000	100	100	3	4				16	800		200	4	150	40							
23 West John	2	30	3	1000	3			2	2			7	75												
24 Hofman Christ	40	40		4000			2	3	2			4	150		100	200	200	40							
25 Bolling Jacob	30	160		3000	300	250	3	4				10	400		150		150								
26 Lutter Anna	40	160		4000	150	75	3	2	2			3	250		150		200	150							
27 Haberstock J.	10	70		1000	50			1	2	1		6	150				70	20							
28 Peters Fritz	12	58		1200	75	25	2	2				6	400		120			30							
29 Michael Catherine	35	45		2000	15		3	2	1			8	500		206		150	150							
30 Kumburg Henry	15	65	10	2000	20	100	2	2				5	400		80			50							
31 Boshung Hill	30	70	25	5000	25	300	3	2				5	500		100		100	50							
32 Haberle Mathias	18	24	24	2500	24	50	1	1	1	1	1	1	50		25										
33 Feil Chas	38	112		3500	50	78	2	3	2			9	250		200	4	250	75							
34 Walker Anton	40	90	25	3000	25	100	4	5	2	5	8	700		150		100	100								
35 Langensiefers J.	41	339		5000	350	350	2	4	1			8	400		100		300	50							
36 Pfaffer Jacob	20	60		800	60		3	4					500		150		(2)	40							
37 Gubler Ernest	35	85		5000	150	225	3	(4)	4			19	350		100		200	50	200						
38 Rhodius E.	20	20		5000	1000	250	2	3	2			2	250												
39 King Geo. A.	18	40		2000																					
40 Heune Christ	15	20		1500	150	2		2	2			4	50		100		50	40							

10242776 27 2150 3077 390 71 2 99 3 46 20 235 13230 4035 33 3120 1730 180







121  
1870

SCHEDULE 3.—Productions of Agriculture in Roux Township, in the County of Gasconade, in the

Post Office: Newman Mo

Name of Agent, Owner, or Manager.	ACRES OF LAND.			PRESENT CASH VALUE.		Total amount of wages paid during the year, including value of board.	LIVE STOCK, JUNE 1, 1870.								PRODUCE DURING THE YEAR.								
	Improved.	UNIMPROVED.		Of farm.	Of farming implements and machinery.		Horses.	Mules and Asses.	Milk Cows.	Working Oxen.	Other Cattle.	Sheep.	Swine.	Value of ALL live stock.	WHEAT.		Rye.	Indian Corn.	Oats.	Barley.	Buckwheat.	Rice.	Tobacco.
		No.	Wood-land.												Other unimproved.	Dolls.							
1	2	3	4	5	6	7	8	9	10	11	12	13	14	15	16	17	18	19	20	21	22	23	24
Walker Anton	30	40		5000	50	400	2		4				11	500		200		125	100	50			
Budde Meyer Fred	30	70		3000	100		3		6		2		11	500		140		150	100				
Puckta Chas	40	40		3000	500	200	2		3		2	11	9	400		150		150	100	150			
Puckta Adam	40	60		3000	1000	200	3		4		3		10	500		300		200	40	160			
Budde Meyer Henry	14	40		5000	30		2		2				5	150		35		70	70				
Willi John	16			500																			
Wright John M	40	140		4000	600	60	3		4		3		2	400		120		50					
Baeder Adelheid	10	30		1000	50		3		1		1		4	50		60		50	18				
Kaegele Conrad	70	400		6000	100	200	3		5	2	8		20	1000		250		250	150				
Kemper Chuit	43	200		4000	200	200	3		3		2	4	17	800		250		100	125	150			
Kemper Fred	35	200	10	5000	50	300	3		6		4	4	27	700		160		75	100				
Werner Chuit	20	30		1000	25		3		2				2	200									
Meyers Adrian	30	110		1000		100	2		1			11	17	200		158		100	30				
Will Fred	20	80		2000	30		3		2	1	1		8	700		100		50	30				
Huler Fred	12	68		700	20		2		2				2	100		50		6					
Weinland H.	22	98		1600	150		1		3				5	300		92		80	30				
Weinland Nic	5	35		500			2		1					25		12		30					
Schmidt Paul	10	10		500			1		1		1		3	100									
Koch Rudolph	50	150		3000	200		1	2	3	2	7		25	100				100	50				
Reimer Aug	35	45		1500	100	300	3		1		1		5	100			300	50	25				
Pfeil Jacob	35	85		1000			2	2	2		2		10	300		144		40	20				
Epple Robert	80	160		3000	100				2		4	8	7	500		427		40	100	50			
Sulger Henry	40	80		2000	50	25	1	1	3		1	4	3	500		44		7	80	50			
Louise Franz L.	50	90		3000	40	50	2	2	2		3	5	13	700		797		90	100	40			
Reinhard Geo.	20			600			2	3	1		1			200									
Kuoni Andrew	10	30		700	30				2	2	1	3	4	300		70		6	25	25			
Ahrens Henry	35	68		2000	40		1	1	4		6	6	25	700		160		10	150	80	11		
Eng Jacob	30	130		2000	50		2	2	2		2		8	500		150		12	100	60			
Proett Anton	26	48		1500	100		1		4		2	6	12	400		74		17	100	75			
Neuman Peter	35	45		1800	500	100	2	2	3	1	3	5	25	500		175		9	200	32			
Neuman Michael	65	98		4000	200	150	2	2	5		5		6	550		427		60	20				
Salatin Jacob	35	85		2500	200	50	2	2	3		3	3	8	600		230		200	50				
Dorman Jacob	60	120		3000	150	40	2		4		2	5	12	400		100		100	40				
Stein Bernard	40	80		1800	100	30	3	2	3		2	5	8	300		200		20	70	90			
Meyer Jacob	58	10	10	1000	50		1			2	2			200		370			226				
Jordan Jacob	80	90		1150	400	1000	2	2	6	2	22	20	30	1800		700		7	350	50	70		
Emms Peter	25	75	10	1500	100		7	3	2		6	13	600		200			70	100				
Emms George	20	80		1000	50		2		1		2		8	100		96		50	50	25			
Pieri George	20	20		1000	100	100		2	2		2		11	290		100		70	20				
Emms Geo. Sr.	5	100		100	10													58					

1347.414830. 26300. 55253505. 79.30. 103. 12. 106. 106. 38. 61. 6265. 6541. 520. 36092020. 616.

5475



State of Wisconsin, enumerated by me on the 16. 17. + 18 day of June, 1870.  
Pied L. Mousell, Ass't Marshal.

YEAR ENDING JUNE 1, 1870.

Cotton.	Wool.	Peas and Beans.	POTATOES.		Orchard products.	Wine.	Produce of Market Gardens.	DAIRY PRODUCTS.			SEED.			Hops.	Hemp.	Flax.	Flax-seed.	Silk cocoon.	SUGAR.		Molasses.	BEES.		Forest products.	Value of Home Manufactures.	Value of animals slaughtered and sold for slaughter.	TOTAL VALUE.	
			Irish.	Sweet.				Butter.	Cheese.*	Milk sold.	Hay.	Clover.	Grass.						Maple.	Cane.		Wax.	Honey.					Dolls.
Bales (450 lbs.)	Lbs.	Bush.	Bush.	Bush.	Dolls.	Gallons.	Dolls.	Lbs.	Lbs.	Gallons.	Tons.	Bush.	Bush.	Lbs.	Tons.	Lbs.	Bush.	Lbs.	Lbs.	Hhds. (1,000 lbs.)	Gallons.	Lbs.	Lbs.	Dolls.	Dolls.	Dolls.	Dolls.	
25	26	27	28	29	30	31	32	33	34	35	36	37	38	39	40	41	42	43	44	45	46	47	48	49	50	51	52	
			40		25	600					4																850	
			30		50	200					8																1050	
	15		25		100	1200		20			5																1200	
			25			400		50			4																1400	
			15			200					4																500	
			15			400					6																1000	
			12			200					1																400	
			10		36	500		50			10														50		1100	
	9		30			150		15			4														20		700	
	15		15		75	2000					10																2000	
						800																					500	
	23		25					14			4																250	
			50			300					3																500	
			3			150		10			1																250	
											2																200	
			30		20	270					2																700	
			20		20																						100	
			10		50	700		100			15																1200	
			10			200		10			15																500	
					30			30			1																400	
	20		50		150	150		100			10																1200	
	10		20		100	75		60			2																900	
			60		18	60		50			10																1200	
	6		10			70		10			2																200	
	12		10		20	100		25			1																400	
			30		20			100			3																900	
	15		15			40		25			2																700	
	15		20			25		66			1																400	
	8		60			60		75			3																700	
	15		15		75	20		60			7																1000	
	9		50		80			50			3																500	
	15		40		200			15			2																700	
	15		25		10	150		40			1																800	
			10		30						2																400	
	40		40		250	35		100			30																2500	
	15		20					60			2																800	
			20		20			10			2																500	
			25		30	300		20			2																400	
																											100	
227	885		1209	9855		1165		204																			70	29100

\* This will include only such cheese as is made upon the farm. Milk sent to cheese factories will be regarded as milk sold off the farm.







State of Wisconsin, enumerated by me on the 17. 18. 21. + 22 day of June, 1870.

Fred L. Meusel, Ass't Marshal.


YEAR ENDING JUNE 1, 1870.																										TOTAL VALUE.		
Cotton.	Wool.	Peas and Beans.	POTATOES.		Orchard products.	Wine.	Produce of Market Gardens.	DAIRY PRODUCTS.			SEED.			SUGAR.					BEES.		Forest products.	Value of Home Manufactures.	Value of animals slaughtered or sold for slaughter.	Estimated value of all farm products, and additions to stock.				
			Irish.	Sweet.				Butter.	Cheese.*	Milk sold.	Hay.	Clover.	Grass.	Hops.	Hemp.	Flax.	Flaxseed.	Silk coccons.	Maple.	Cane.					Molasses.	Wax.	Honey.	
Bales (450 lbs.)	Lbs.	Bush.	Bush.	Bush.	Dolls.	Gallons.	Dolls.	Lbs.	Lbs.	Gallons.	Tons.	Bush.	Bush.	Lbs.	Tons.	Lbs.	Bush.	Lbs.	Lbs.	Hhds. (1,000 lbs.)	Gallons.	Lbs.	Lbs.	Dolls.	Dolls.	Dolls.	Dolls.	
25	26	27	28	29	30	31	32	33	34	35	36	37	38	39	40	41	42	43	44	45	46	47	48	49	50	51	52	
	30		35		12			50			6															64	500	
	15		40		50			50			1															18	450	
	12		20		25			25			2															15	300	
			15		20			20			1															10	100	
			25		40			60			6															35	500	
			25		20	250		100			2															20	100	
			10																							15	150	
			15					100			10																	800
	9		12					60			2															20	400	
			50		150			50			8															30	1000	
	15		80		25			40			6															20	1200	
	7		60		40	50		50			2															40	700	
	35		50		110	300		70			4																1200	
			20								1																500	
			25		75			50			7																540	
			20		25			40			8															10	1000	
																											200	
	15		50		200			100			7															15	700	
			10		15	500		75			5															40	800	
			10					50																			20	600
	9		20			800		50			1															15	1000	
						500																						500
			40			600		50			2															25	700	
			50		200	7000		75			2															50	7000	
			50		75	2000		20			1																1500	
			60			1500		50			1															30	1200	
			30			1700		200			2																1500	
			30		40	400		25			2															25	700	
			12			1500		25			3																1200	
			25		50	2000		30			1															30	1500	
			15		50	300		50			2															50	700	
			10		60	1000		40			5																900	
			40		50	2500		100			2															25	1500	
	6		20		20	100		50			3															40	500	
	30		40		40	200		75			1																400	
			40		40	300		80			2															20	700	
			90		10	250		100			2															15	600	
			20			250		75			1															20	500	
								20			1															15	250	
188	110		12	22	200		24	95			175		110													732	24590	

\* This will include only such cheese as is made upon the farm. Milk sent to cheese factories will be regarded as milk sold off the farm.



SCHEDULE 3.—Productions of Agriculture in Roanoke Township, in the County of Gasconade, in the

Post Office: Newman mo



Name of Agent, Owner, or Manager.	ACRES OF LAND.			PRESENT CASH VALUE.		Total amount of wages paid during the year, including value of board.	LIVE STOCK, JUNE 1, 1870.								PRODUCE DURING THE YEAR.									
	Improved.	UNIMPROVED.		Of farm.	Of farming implements and machinery.		Horses.	Mules and Asses.	Milk Cows.	Working Oxen.	Other Cattle.	Sheep.	Swine.	Value of all live stock.	WHEAT.		Rye.	Indian Corn.	Oats.	Barley.	Buckwheat.	Rice.	Tobacco.	
		No.	Wood-land.												Other unimproved.	Dolls.								Dolls.
1	2	3	4	5	6	7	8	9	10	11	12	13	14	15	16	17	18	19	20	21	22	23	24	
Steiger Sebastian	5	35		400	10				1		(1)		2	30		70								
Schneider Jacob	18	22		500	15			2	2					200		35		20	15					
Kuhler Fred	15	55		1000	100	50		1	2		1		4	150		70		20	40					
Schwegmann Joe	26	30		200	200	100		2	1		2			100		100			40					
Deed Neumann	30	100		1000	100	200		1	1		2			100		140		200	25					
Reuter Henry G.	30	200		3000				2	1	1		5	5	400		250		(8)						
Claus Franz	25	20		1100	150	50		2		2		1	8	300		120		30	25	40				
Claus Catharina	20	40		600				1		1				100				40						
Kudt Gregor	20	20		2000	200	25		2		2			8	250		140		50	50					
Dufner Joseph	40	90		2000	100	100		4	1	3			20	400		200		200	100	200				
Spuy Joseph	50	119		10000	100	200		4		3		4	6	350		70		40	50					
Hagelstein John	9	3		1200	50				1	2				100				75						
Bundrig Fred	30	32		1700	100	200		3		3	2	1	2	400		50		100	50					
Price John J.	35	145		1500	100	200		2		2			7	200		20		100	20					
Poeschel Louise	20	36		3000	200	150		2		2		5	10	350		50		20	15					
Muster John	14	26		1000	175	100			2	2			1	200		24		20	15					
Poeschel Dorothea	30	60		10000	200	1000		1	2	3			2	400		100		40	110					
Richard John	40	170		4000	100	250		2	2	3	2	3	19	400		110		200	100	100				
Kaebler Franz	40	160		2500	75	250		5		2			2	350		90		90	50	120				
Kaegelin George	30	50		2000	100			2		2			3	275		100		150	60					
Held Fredrick	15	60		1500	50			2	1	2			2	150		60		50	25					
Klondisnt Char	15	70		1000	70			1		1			10	200		10		100		25				
Puy Jacob	15	85		1500	100	100		1		2		5	17	275		115		125	20					
Kergog Joseph	50	150		(10) 16000	50	250		1	2	3		3	10	300		60		50	50					
Rudiger Louis	35	105		3000	75	75		4	1	4		10	7	500		165		200	100					
Kulman Wm	25	155		2000	105	100		1	2	3		4	3	400		120		150	200	50				
Mueller Gottfried	28	135		2000	120	95		1		2	2	2		175		174		120	150					
Laubing George	14	56		800	90	70			2	1			1	150		113		80	250					
Kueper Christ	10	16		500	10			1		2				100		80		120	25					
Schlimmer William	24	59		1000	75	150		2		2			1	210		(7) 120		50	60					
Schlimmer Adolph	5	95		500	50			1		2				100		30		40	70					
Haag Daniel	5	35		600	40	10				1			2	40		40		40	70					
Obelkand Mrs	30	50		2000	100			3		4		4	12	400		150		100	50					
Sticker Neuman	25	20		500	150	175		2		3			4	300		100		100	50	60				
Trautwein Fred	30	180		1000	100	95		1		2		2	9	200		50		230	75					
April Anton	45	75		2500	75	75		2		3		4	9	275		(211) 211		300	30	100				
Brandt Sophia	25	95		2500	50	85		1		2	2	2	4	150		100		100	50					
Bushmeyer Blas	23	117		3000	120	85		3		3		2	9	200		100		75		70				
Sheep Henry	40	200		1200	250	300		2		2		4	4	475		250		100	50	30				
Staber Christ	60	90		2000	170	300		5		4		8	13	700		500		200	100	100				

0463217 87850 3995 4833 72 17 88 F 102.60 877 10855 4287 57652200895











State of Missouri, enumerated by me on the 23, 24, & 25 day of June, 1870.  
Fred L. Stearns, Ass't Marshal.

YEAR ENDING JUNE 1, 1870.																									TOTAL VALUR.		
Cotton. Bales (450 lbs.)	Wool. Lbs.	Peas and Beans. Bush.	POTATOES.		Orchard products. Dolls.	Wine. Gallons.	Produce of Market Gardens. Dolls.	DAIRY PRODUCTS.			Hay. Tons.	SEED.		Hops. Lbs.	Hemp. Tons.	Flax. Lbs.	Flax-seed. Bush.	Silk cocoons. Lbs.	SUGAR.		Molasses. Gallons.	BEES.		Forest products. Dolls.	Value of Home Manufactures. Dolls.	Value of animals slaughtered or sold for slaughter. Dolls.	Estimated value of all farm produce not included in the preceding items and addi- tions to stock. Dolls.
			Irish. Bush.	Sweet. Bush.				Butter. Lbs.	Cheese.* Lbs.	Milk sold. Gallons.		Clover. Bush.	Grass. Bush.						Maple. Lbs.	Cane. Hhds. (1,000 lbs.)		Wax. Lbs.	Honey. Lbs.				
25	26	27	28	29	30	31	32	33	34	35	36	37	38	39	40	41	42	43	44	45	46	47	48	49	50	51	52
1	18		50		18			125			1										20					120	1100
2	60		30		25			140			3										6					170	800
3			20					75			2										6					50	500
4	60		20		30			200			6										55					250	1300
5			30			50		75			1															100	700
6	12		20					18			2										3					50	275
7			20		150	150		90			3															100	1200
8			80					20																		20	275
9	90		250					100			2															35	700
10			20		20						4															10	100
11	3		20					75			3																375
12	12		150		40			125			3										30					150	975
13			10					150			2															38	440
14	10		20		40			112			3															150	660
15			30		20			90			2															140	700
16			20		20	10		100			1															80	500
17			50					75			2										10					74	490
18			20		40			200			3															90	700
19	35		60		40			150			8															220	800
20			30		200			200			12															130	850
21			40		60			150			12															140	700
22			50			100		100			3															50	450
23			50		30			200			2															90	900
24			30		40			50			1															15	175
25			30		50	1800		150			9															100	2000
26								100																			105
27			40		20	150		20			10															50	400
28			40		40			100			3															120	800
29			30					50			1															60	350
30			50					200			1															130	450
31			15		30			40			8															70	375
32			20					60			3															50	500
33			20								3															30	450
34			10		10			25			5															30	350
35																											
36			20		10			50			5															140	600
37			5					10																			185
38			10					150			2															100	300
39			50		80	30		300			15															200	1600
40			75					20			5															135	1100
	300		565		923	3680		3895			15															3597	25230

\* This will include only such cheese as is made upon the farm. Milk sent to cheese factories will be regarded as milk sold off the farm.





SCHEDULE 3.—Productions of Agriculture in Roanoke Township, in the County of Gasconade, in the Post Office: Sumner Mo

Name of Agent, Owner, or Manager.	ACRES OF LAND.			PRESENT CASH VALUE.		Total amount of wages paid during the year, including value of board.	LIVE STOCK, JUNE 1, 1870.								PRODUCE DURING THE YEAR.										
	Improved.	UNIMPROVED.		Of farm.	Of farming implements and machinery.		Horses.	Mules and Ases.	Milk Cows.	Working Oxen.	Other Cattle.	Sheep.	Swine.	Value of ALL live stock.	WHEAT.			Indian Corn.	Oats.	Barley.	Buckwheat.	Rice.	Tobacco.		
		Wood-land.	Other unimproved.												Dolls.	Dolls.	Spring.							Winter.	Rye.
	No.	No.	No.	Dolls.	Dolls.		No.	No.	No.	No.	No.	No.	No.	Dolls.	Bush.	Bush.	Bush.	Bush.	Bush.	Bush.	Lbs.	Lbs.			
1	2	3	4	5	6	7	8	9	10	11	12	13	14	15	16	17	18	19	20	21	22	23	24		
1	Prediger Henry	40	40		3000	200		2	2	3		3		60	600	2000		30	100						
2	Krause August	40	40		2800	120	200	1	2	2	2	5		2	250	200		10	100						
3	Keller Louisa	30	90		1000	100	150		2	3		2	3	8	300	100		50	20	60					
4	Wolke Henry	40	120		2500	250		7	2	4		2	5	11	500	300		20	80						
5	Boehm John	50	56		2500	25		4		3		3	5	18	580	310		200	150						
6	Muller Martin	60	60		2000	200	200	2	4	2		1		25	490	230		100	150						
7	Boehm Henry	70	4		1000	60	50		2	2		1		4	200	19		50	20						
8	Keller Julius	35	35		2000	120		1	2	2		3	4	15	450	210		70	35	55					
9	Schleser Louis	25	40		1800	100	35	1	1	2		4		20	400	150		40	80						
10	Keller August	40	60		2000	125	20		2	2		3		18	300	160		40	70	22					
11	Meyer Mary	35	65		2000	125		3		4		3	4	15	300	160		30	60	20					
12	Schrecklin Geo.	45	273		4000	100	75	1	2	2		4		6	350	240		200	60						
13	April Phillip	40	180		1600	200	40	2	2	3		1	4	18	300	280		200	100						
14	Schuchownd Paul	25	83		800	170		1		2	2	1		3	250	86		80	50	25					
15	Decker Alois	24	56		1000	100		2		2				10	160	100		50	25						
16	Beckman George	40	92		2000	250		2		2	2	3		8	300	200		50	100						
17	Geisinger George	25	35		800	120			2	1		1	2	12	200	100		20	20						
18	Uphoff Christoph	12	28		400	5				1				2	30	30									
19	Wig Lawrence	20	90	10	1000	75		2		2		3	3	10	200	190		10	20	20					
20	Kempstmann	35	85		2000	50	15	3		3		5	5	12	350	300		100	100						
21	Mumpville Balt.	40	70		3500	100		4	2	4	2	2	3	15	250	240		100	50	60					
22	Schneider David	25	55		2800	100	80		4	3		1	11	250	230		300	30							
23	Pilling Francis	25	40	15	700	60		3		3		2	3	19	250	224		20	10						
24	Siebs J. Geo	55	15		3000	160	25	4		5		2	25	200	300		2000	60	40						
25	Kellison John	55	25		1800	70	25	4	3	2			20	200	260		175	75	25						
26	Lebow Allen	45	30		1500	70		1	2	3			10	200	300		150	39							
27	Kelwendach Jos	40	17		2000	150	200	1	3	2		5	5	10	300	320		300	150	50					
28	Marsh Christ	30	70		1000	80	20	2		2		4	2	12	200	150		250	200	12					
29	Dietz John	50	70		2000	70	20	3		2		2		12	200	230		100	100						
30	Collins Abram	40	40		1200	10		3	1	2	2	3		12	180	220		50	40						
31	Epple George	44	60		1500	70	35	1		2	2	4		5	250	126		30	60						
32	Koch Jacob	20	100		1800	100		1	2	2		4		4	200	170		50	70						
33	Brutigand bail	30	80	150	2000	100		4		4		5	4	25	400	200		200	100						
34	Kohls Christ J.	25	55		2000	100	170	2	1	3	2	2		10	200	100		70	50						
35	Doll Phillip	40	470		2600	100	120	5	2	4		7		20	450	500		300	200	100					
36	Vogel Jacob	30	80		1000	60	70		2	2	1		13	200	120		100								
37	Vogel Mary	50	110		2000	70	60	2		2	2		16	200	150		100	10	40						
38	Kornburg Jacob	40	130		3000	120	40	3		3		7		16	350	300		150	70						
39	Kautman Jacob	40	520		3000	100	100	3		4		4	4	7	400	60		150	300						
40	Wahl bail	8	72		400	50			1	2					180										

1373390 175 5000 235 730 72 45 102 20 100 59 532 1570 7825 415 2962 529



State of Wisconsin, enumerated by me on the 25, 27, 28, & 29 day of June, 1870.  
Red Leonard, Ass't Marshal.

YEAR ENDING JUNE 1, 1870.

Cotton. Bales (450 lbs.)	Wool. Lbs.	Peas and Beans. Bush.	POTATOES.		Orchard products. Dolls.	Wine. Gallons.	Produce of Market Gardens. Dolls.	DAIRY PRODUCTS.			Hay. Tons.	SEED.		Hops. Lbs.	Hemp. Tons.	Flax. Lbs.	Flax-seed. Bush.	Silk cocoons. Lbs.	SUGAR.			BEES.		Forest products. Dolls.	Value of Home Manufactures. Dolls.	Value of animals slaughtered or sold for slaughter. Dolls.	Estimated value of all products on hand, including bot- tomens and addi- tions to stock. Dolls.				
			Irish. Bush.	Sweet. Bush.				Butter. Lbs.	Cheese.* Lbs.	Milk sold. Gallons.		Clover. Bush.	Grass. Bush.						Maple. Lbs.	Cane. Hhds. (1,000 lbs.)	Molasses. Gallons.	Wax. Lbs.	Honey. Lbs.								
25	26	27	28	29	30	31	32	33	34	35	36	37	38	39	40	41	42	43	44	45	46	47	48	49	50	51	52				
			15	20				150			8															100	300	400	1		
			30	20				200			12																200	900	2		
			50					150			12																40	2600	3		
			10	30				100			3																60	380	4		
			30	20				200			2																100	475	5		
			50	100				50			1																80	550	6		
			40					150			9																40	160	7		
			20	50				100																			55	280	8		
			20					20			10																60	860	9		
			50	25				100			3																60	300	10		
			30					50			1																60	480	11		
			60					200			4																90	550	12		
			40	90				40			4																30	250	13		
			10	15				60			5																20	200	14		
			15								12																	70	350	15	
			30					25			14																30	200	16		
			50								4																10	35	17		
			10	40				50																			90	200	18		
			30	10				10			1																30	230	19		
			50					150			2															30	60	480	20		
			40	50				300			7															20	140	620	21		
			70		10			20			3																60	520	22		
			20					50			3															20	50	400	23		
			50	15				10			4															20	60	550	24		
			30	10				25			3																40	480	25		
			60					50			1																80	400	26		
			40	10				20			2																100	380	27		
			10					100			4															18	34	430	28		
			10								6															20		430	29		
			4	5				20			1																35	300	30		
			60					15			3															12	30	450	31		
			60	5				15			4															10	25	320	32		
			25	20				80			3															10	70	425	33		
			20					20			2																70	300	34		
			30					20			5																40	780	35		
			15					100			1																60	200	36		
			47					30			3																50	380	37		
			8					25			1															10	120	425	38		
			10					75			4																	140	350	39	
			11					100			1																60	200	40		
			1330				535	10			2830															170			100	2739	14750

\* This will include only such cheese as is made upon the farm. Milk sent to cheese factories will be regarded as milk sold off the farm.



SCHEDULE 3.—Productions of Agriculture in Reich Township, in the County of Gasconade, in the

Post Office: Reichman MO

Name of Agent, Owner, or Manager.	ACRES OF LAND.			PRESENT CASH VALUE.			LIVE STOCK, JUNE 1, 1870.								PRODUCE DURING THE									
	Improved.	UNIMPROVED.		Of farm.	Of farming implements and machinery.	Total amount of wages paid, including value of board.	Horses.	Mules and Asses.	Milch Cows.	Working Oxen.	Other Cattle.	Sheep.	Swine.	Value of All Live Stock.	WHEAT.		Rye.	Indian Corn.	Oats.	Barley.	Buckwheat.	Rice.	Tobacco.	
		Wood-land.	Other unimproved.												Dollars.	Dollars.								Dollars.
	No.	No.	No.	Dollars.	Dollars.	Dollars.	No.	No.	No.	No.	No.	No.	No.	Dollars.	Bush.	Bush.	Bush.	Bush.	Bush.	Bush.	Bush.	Lbs.	Lbs.	
1	2	3	4	5	6	7	8	9	10	11	12	13	14	15	16	17	18	19	20	21	22	23	24	
1. Reich Jno	20	10		2000	700	600	3		1		1		10	300		70			60					
2. Hoffmann Christ	2			7000	600	600	1		1		2		8	150		80								
3. Bernard Christ	44	106		800	5				1	2			4	60				100	30					
4. Roling Fred	25	85		1200	250		2		6		6	6	30	300		390		125	100					
5. Roling Henry	25	45		1500																				
6. Altemann Hugo	30	50		1500	25		3		2	2	2		10	250		150		100	60	70				
7. Altemann J. L.	25	25		2000	300	30	2	3	2		6	13	15	600		240		50	50					
8. Augustin Louis	23	17		500	30		3		1		4		10	150		100		60	50					
9. Oberg Fred	20	100		1200	25				2	2	3	8	15	170		40		100						
10. Phillip Jacob	40	400		5000	150		3	2	4	2	10	11	14	500		280		200	100					
11. Krastly J. L.	40	236		3000	500	100	1	4	3		13	12	78	500		300		1000	50					
12. Staackly Umla	20	100		1200	70	80	3	1	3	2	3		13	300		140		100	30					
13. Gruber Henry	20	60		1000	150		3		3		3	8	15	200		110		100	70					
14. Pfitzinger George	30	162		1500	40	75	3		2		3	8	13	200		160		150	75					
15. Steiger Anton	35	207		2000	40		2	2	3		3	5	10	350		260		200	150					
16. Baymann Jul	80	160		3600	100		3		2				15	225		300		200	114					
17. Steinmetz Geo.	60	210		2000	200	80	2	1	2				10	200		415		200	50					
18. Steinmetz Jos	10			500	20		1		1					150										
19. Saubach Jno	30	33		7000	100	300	2		3				9	300		38		300	100					
20. Gluener Geo.	40	150		2000	150	150	2		2		2		8	150		70		100	50					
21. Beck William	20	70		2000	200		2	1	4		1		7	350		80		100	20					
22. Jno Foxall	23	75		1500	100		2		2		3		10	200		100		700	70					
23. Metzger Casper	18	42		1800	75		3		1		1		9	300		120		75	70					
24. Reimiger Henry	37	90		7000	200	700	1	2	2		2		13	350		125		180	200					
25. Graf Gottlieb	44	50		2000	300	300	3		3		2		12	400		30		100	100					
26. Graf Fritz	20	60		2500	300	150	3		3		2		13	350		75		180	120					
27. Lemm Henry	40	14		1000	30				1		3		8	75		25		25	50					
28. Uffelman Jacob	11	22		800	75		1		1		2		2	100										
29. Schermer Peter	27	30		700	150		2		2		1		9	150		60		100	50					
30. Schmitt Henry	21	25		800	150		3		3		3		10	300		70		80	30					
31. Klotz Jacob	25	75		1200	150		2		4		2		11	300		100		75	90					
32. Hauteck Andrew	20	60		1500	90	170	2		3		2		12	300		80		75	75					
33. Harsel John	2			1500	50		1		1		1		2	150										
34. Damm Conrad	3			2000	75	150			2		2		5	105										
35. Reinking Michael	3			3000	60				3		3		7	125										
36																								
37																								
38																								
39																								
40																								

853,297.9 75,200 5430 3485 70 16 79 10 91 7 4178610 3998 4225 962 70









SCHEDULE 3.—Productions of Agriculture in Third Creek Tp, in the County of Wasson, in the

Post Office: Woolan

Name of Agent, Owner, or Manager.	ACRES OF LAND.			PRESENT CASH VALUE.		Total amount of wages paid during the year, including value of board.	LIVE STOCK, JUNE 1, 1870.								PRODUCE DURING THE YEAR.										
	Improved.	UNIMPROVED.		Of farm.	Of farming implements and machinery.		Horses.	Mules and Asses.	Milch Cows.	Working Oxen.	Other Cattle.	Sheep.	Swine.	Value of all live stock.	WHEAT.			Indian Corn.	Oats.	Barley.	Buckwheat.	Rice.	Tobacco.		
		No.	Wood-land.												Other unimproved.	Doll.	Doll.							No.	No.
1	2	3	4	5	6	7	8	9	10	11	12	13	14	15	16	17	18	19	20	21	22	23	24		
Kottwitz William	60	200		1600	300	40	4	5	2	4	12	30	650		400		100	125							
Murphy Bruce	26	106		1500	200	30	4	2		6	4	8	450		200		100	100	30						
Kottwitz Chas	45	125		2100	100	30	5	2	2	5	4	15	625		240		80	175	49						
Kersch Ferdinand	30	50		1000	100	30	2	3		3	9	16	325		180		50	75							
Bagchin Chas	20	34		600	25	10	1	2	2	1	3	12	250		130			75							
Bock Frederic	30	75		900	100	10	2	3		1	4	4	260		113		25	100	10						
Brider James P.	12	68		900	25			1			5	20	75		43		75								
Brider James	35	85		800	150	20	4	2		1	15	40	450		380		150	125							
Brider M. D. L.	33	87		700	25	10	3	1				22	300		85		200	150							
Shockley Wm	100	40		3000	100	25	3	2	2	1	8	14	425		250		300	250							
Botcher John	30	124		1000	125	40	5	2	4	3	8	10	650		342		300	200							
Essman Henry	50	250		1000	125	40	5	2	4	11	12	14	750		280		200	300	40						
Helms John	20	20		500	50	25	2	4		1	5	6	300		60		75	125							
Holt Harvey	30	70		600	100	60	2	2		1		15	250		125		100	300							
Konig Herman	40	78		1500	300	40	1	4	3	8	8	10	591		350		200	250							
Krause Herman	15	225		800	100	20	2	1	2	2		11	280		190		150								
Krause Ludwig	10	30		200	25			2					50		32										
Rusch Ferdinand	20	40		700	100	20	2	1		4	7	7	250		40		150	75							
Kaeding John	30	67		1000	100	30	2	1	3	2	9	16	350		122		100	125							
Bock Gustave	35	125		1000	300	40	2		4		4	26	310		250		200	150							
Waterman Oulph	30	90		1000	100	20	2		3	2	10	20	325		100		150	200							
Palmer Thomas	18	38		200	50		2		2	2		9	290		115		150	100							
Palmer Patsey	50	110		1200	50		2	1	1		15	17	320		140		150	175							
Millard John	16	64		1000	25		2		3	3		13	290				200	400							
Carte Rich	20	60		600	25		1		1			6	100		105										
Reynolds Francis	17	53		500	100	20	2		2			5	250		76		100	100							
Shockley Elizabeth	30	110		1500	100	30	2		1			8	295		300		75	400							
Weiselman Sidney	40	118		1300	100	40	4		2	8	7	22	500		270		400	300							
Boatman Herman	40	80		1200	100	40	4	2	3	1		19	510		170		250	200							
Gutten Herman	30	90		900	100	35	3	1	2	5	8	30	490		225		150	200							
Schmidt Peter	18	62		400	100	20	3		1	3		14	325		75		20	175							
Rietmeyer Co	16	64		1000	125			2	3	2		9	300		80		150	125							
Deidman Christ	60	190		2500	300	300	5		3	3	16	30	550		580		250	300	50						
Bagchin Chas	40	80		600	100	40	2		3	2	10	30	500		200		20	250							
Guttenmeyer Jos	30	40		1000	90	20	2		2		3	20	275		160			100							
Payor Sarah	40	80		1000	100	50	1		1			10	25		180		150	100							
Neely John	30	10		600	75	20	1		1			7	120		150		25								
Brinkman R. H.	35	309		3000	100	40	2		2	2	9	10	350		340		200	125							
Kernan Peter	60	90		3000	300	150	4		4	3	3	14	475		200		400	300							
Shea William	35	205		900	100	30	1		2	4	10	15	450		128		150	50							

13664322. 2500. 4590. 1375. 96. 15. 93. 14. 92. 224593. 1443. 7346. 55456230. 172.







SCHEDULE 3.—Productions of Agriculture in Third Creek Tp, in the County of Gascouade, in the Post Office: Hoolan

| Name of Agent, Owner, or Manager. | ACRES OF LAND.     |             |                   | PRESENT CASH VALUE. |                                      | Total amount of wages paid during the year, including value of board. | LIVE STOCK, JUNE 1, 1870. |                  |             |               |               |        |        |                          | PRODUCE DURING THE YEAR. |        |      |              |       |         |            |       |          |
|-----------------------------------|--------------------|-------------|-------------------|---------------------|--------------------------------------|---|---------------------------|------------------|-------------|---------------|---------------|--------|--------|--------------------------|--------------------------|--------|------|--------------|-------|---------|------------|-------|----------|
|                                   | Improved.          | UNIMPROVED. |                   | Of farm.            | Of farming implements and machinery. |   | Horses.                   | Mules and Asses. | Milch Cows. | Working Oxen. | Other Cattle. | Sheep. | Swine. | Value of ALL live stock. | WHEAT.                   |        | Rye. | Indian Corn. | Oats. | Barley. | Buckwheat. | Rice. | Tobacco. |
|                                   |                    | Wood-land.  | Other unimproved. |                     |                                      |   |                           |                  |             |               |               |        |        |                          | Dolls.                   | Dolls. |      |              |       |         |            |       |          |
| 1                                 | 2                  | 3           | 4                 | 5                   | 6                                    | 7   | 8                         | 9                | 10          | 11            | 12            | 13     | 14     | 15                       | 16                       | 17     | 18   | 19           | 20    | 21      | 22         | 23    | 24       |
| 1                                 | Leiden Joseph      | 35          | 215               |                     | 2000                                 | 100   | 20                        | 4                | 1           | 2             | 2             | 10     | 13     | 330                      |                          | 150    |      | 250          | 150   |         |            |       |          |
| 2                                 | Matthews Ben. R.   | 24          | 96                |                     | 1000                                 | 25  |                           | 3                |             | 2             | 2             | 3      | 5      | 17                       | 385                      |        | 123  |              | 200   | 100     |            |       |          |
| 3                                 | Barbarick Joseph   | 75          | 205               |                     | 4000                                 | 150   | 50                        | 10               | 3           | 5             | 2             | 12     | 7      | 40                       | 1100                     |        | 247  |              | 700   | 200     |            |       |          |
| 4                                 | Barbarick Alex     | 75          | 215               |                     | 4500                                 | 150   | 60                        | 9                | 4           | 6             | 2             | 12     | 40     | 40                       | 1320                     |        | 275  |              | 700   | 250     |            |       |          |
| 5                                 | Bennet Henry A.    | 10          | 127               |                     | 600                                  | 100   | 10                        | 3                |             | 1             | 2             | 1      |        | 2                        | 330                      |        | 19   |              | 200   |         |            |       |          |
| 6                                 | Stradford Lelo     | 25          | 95                |                     | 1200                                 | 100   | 10                        | 3                |             | 1             | 2             | 3      | 10     | 12                       | 425                      |        | 10   |              | 100   | 100     |            |       |          |
| 7                                 | Baumback Conrad    | 60          | 240               |                     | 3000                                 | 100   | 200                       | 5                |             | 5             |               | 8      |        | 32                       | 675                      |        | 150  |              | 700   | 300     |            |       |          |
| 8                                 | Baumback Valentin  | 9           | 61                |                     | 500                                  | 40  |                           |                  |             |               | 2             |        |        | 12                       | 80                       |        | 100  |              | 200   | 50      |            |       |          |
| 9                                 | Kuteneyer Fred     | 15          | 60                |                     | 600                                  | 100   | 30                        | 3                |             | 2             |               | 1      | 3      | 6                        | 325                      |        | 30   |              | 100   | 50      |            |       |          |
| 10                                | Pope Chas. P.      | 20          | 57                |                     | 600                                  | 30  | 30                        | 3                |             | 2             |               | 1      | 9      | 15                       | 300                      |        | 120  |              | 150   | 150     |            |       |          |
| 11                                | Muske John         | 80          | 124               |                     | 2500                                 | 200   | 200                       | 5                |             | 5             | 2             | 4      | 8      | 25                       | 640                      |        | 376  |              | 200   | 250     |            |       |          |
| 12                                | Biel Henry         | 35          | 85                |                     | 1100                                 | 200   | 75                        | 4                |             | 3             |               | 3      | 8      | 10                       | 350                      |        | 200  |              | 150   | 100     |            |       |          |
| 13                                | Kollwitz Friedrich | 25          | 35                |                     | 800                                  | 100   | 20                        | 2                |             | 2             |               |        | 3      | 12                       | 325                      |        | 150  |              | 10    | 100     |            |       |          |
| 14                                | Pinnitt John       | 30          | 90                |                     | 700                                  | 100   | 20                        | 3                |             | 2             |               |        | 3      | 12                       | 300                      |        | 120  |              | 100   | 150     |            |       |          |
| 15                                | Bock Ferdinand     | 40          | 80                |                     | 800                                  | 100   | 50                        | 4                |             | 2             |               | 4      |        | 15                       | 325                      |        | 350  |              | 150   | 200     |            |       |          |
| 16                                | Bock Gustav F.     | 35          | 125               |                     | 1200                                 | 150   | 60                        | 4                |             | 2             |               | 2      | 6      | 12                       | 300                      |        | 260  |              | 150   | 150     |            |       |          |
| 17                                | Pasch Anna         | 30          | 50                |                     | 1000                                 | 100   | 40                        | 2                |             | 2             | 2             | 2      | 5      | 26                       | 350                      |        | 237  |              | 100   | 150     |            |       |          |
| 18                                | Bagchin Ferdinand  | 25          | 55                |                     | 1100                                 | 100   | 20                        | 2                |             | 2             |               |        | 2      | 10                       | 275                      |        | 200  |              | 150   | 175     |            |       |          |
| 19                                | Bagchin Ferdinand  | 30          | 50                |                     | 800                                  | 125   | 30                        | 2                |             | 2             |               | 3      | 2      | 10                       | 300                      |        | 270  |              | 50    | 200     |            |       |          |
| 20                                | Hartwig John H.    | 35          | 158               |                     | 3600                                 | 125   | 100                       | 4                |             | 3             | 2             | 8      | 12     | 24                       | 425                      |        | 450  |              | 200   | 600     |            |       |          |
| 21                                | McKinney Robt      | 48          | 240               |                     | 200                                  | 100   | 40                        | 3                |             | 1             | 3             | 4      | 2      | 12                       | 550                      |        | 203  |              | 300   | 200     |            |       |          |
| 22                                | Stephan Albert     | 24          | 56                |                     | 600                                  | 25  | 10                        |                  |             | 1             | 2             | 2      | 3      | 7                        | 130                      |        | 195  |              | 25    | 125     |            |       |          |
| 23                                | Schneider Chas     | 35          | 165               |                     | 2000                                 | 200   | 20                        | 4                |             | 1             | 4             |        | 5      | 11                       | 17                       | 625    |      | 200          |       | 400     | 100        |       |          |
| 24                                | Schmidt Adolph     | 40          | 240               |                     | 2000                                 | 100   | 40                        | 4                |             | 3             |               | 2      | 11     | 20                       | 450                      |        | 200  |              | 350   | 350     | 20         |       |          |
| 25                                | Nells Frederick    | 80          | 228               |                     | 4000                                 | 200   | 60                        | 4                |             | 3             |               | 1      | 8      | 16                       | 425                      |        | 600  |              | 800   | 350     |            |       |          |
| 26                                | Biere Louis        | 50          | 218               |                     | 2000                                 | 100   | 10                        | 2                |             | 1             |               |        |        | 32                       | 250                      |        |      |              | 800   | 300     |            |       |          |
| 27                                | Steinbeck William  | 35          | 121               |                     | 2000                                 | 200   | 40                        | 3                |             | 4             |               | 5      | 9      | 23                       | 425                      |        | 160  |              | 200   | 75      |            |       |          |
| 28                                | Steinbeck Francis  | 40          | 280               |                     | 2000                                 | 100   | 40                        | 4                |             | 1             | 4             |        | 4      | 3                        | 12                       | 575    |      | 160          |       | 200     | 300        |       |          |
| 29                                | Bunpman Fred       | 80          | 400               |                     | 5000                                 | 400   | 200                       | 4                |             | 4             | 5             | 6      | 14     | 23                       | 975                      |        | 600  |              | 700   | 500     | 100        |       |          |
| 30                                | Schneider Theodor  | 40          | 167               |                     | 1600                                 | 100   | 40                        | 4                |             | 1             | 3             |        | 11     | 13                       | 16                       | 650    |      | 235          |       | 450     | 200        |       |          |
| 31                                | Rempo Peter        | 70          | 150               |                     | 3000                                 | 100   | 20                        | 4                |             | 2             |               | 2      | 12     | 10                       | 395                      |        | 129  |              | 300   | 200     |            |       |          |
| 32                                | Schneider William  | 60          | 230               |                     | 2000                                 | 200   | 40                        | 5                |             | 4             |               | 4      | 12     | 21                       | 625                      |        | 330  |              | 400   | 250     |            |       |          |
| 33                                | Huncke Louis       | 50          | 250               |                     | 1500                                 | 200   | 100                       | 3                |             | 3             |               | 3      | 10     | 20                       | 360                      |        | 400  |              | 300   | 200     |            |       |          |
| 34                                | Cooper William     | 40          | 461               |                     | 2500                                 | 100   | 40                        | 4                |             | 5             |               | 8      | 26     | 14                       | 385                      |        | 142  |              | 200   | 200     |            |       |          |
| 35                                | Nelbert George     | 25          | 65                |                     | 800                                  | 50  |                           | 2                |             | 1             | 2             |        | 3      | 10                       | 10                       | 350    |      | 74           |       | 140     | 75         |       |          |
| 36                                | Saubert William    | 30          | 270               |                     | 1800                                 | 100   | 40                        | 2                |             | 4             |               | 6      | 9      | 13                       | 325                      |        | 162  |              | 200   | 100     |            |       |          |
| 37                                | Heddenhagen Chas   | 33          | 107               |                     | 1500                                 | 100   | 20                        | 3                |             | 3             | 2             | 4      | 7      | 7                        | 400                      |        | 190  |              | 200   | 125     |            |       |          |
| 38                                | Buade Henriette    | 30          | 90                |                     | 1000                                 | 100   | 20                        | 2                |             | 2             | 3             |        | 2      | 11                       | 10                       | 450    |      | 150          |       | 250     | 175        |       |          |
| 39                                | Schopkötter Henry  | 25          | 236               |                     | 1500                                 | 100   | 10                        | 2                |             | 1             |               | 2      | 2      | 4                        | 710                      |        | 100  |              | 100   | 125     |            |       |          |
| 40                                | Hleinius Sarah     | 40          | 80                |                     | 1800                                 | 20  | 24                        | 2                |             |               |               | 1      |        | 13                       | 175                      |        | 100  |              | 300   | 100     |            |       |          |
|                                   |                    | 551         | 6597              |                     | 70400                                | 4790  | 1829                      | 36               | 19          | 109           | 30            | 142    | 304    | 625                      | 18580                    |        | 8267 |              | 10625 | 7475    | 120        |       |          |











State of Wisconsin, enumerated by me on the 12.13 1876 day of August, 1870.

Fred L. Housel, Ass't Marshal.

| YEAR ENDING JUNE 1, 1870. |       |                |           |        |                   |          |                            |                 |         |            |       |          |        |       |       |       |            |               |        |                    |          |        |                  |                             |   |  |         |        |    |  |  |  |  |  |  |  |  |  |  |  |  |  |  |  |  |  |  |  |  |  | TOTAL VALUE. |
|---------------------------|-------|----------------|-----------|--------|-------------------|----------|----------------------------|-----------------|---------|------------|-------|----------|--------|-------|-------|-------|------------|---------------|--------|--------------------|----------|--------|------------------|-----------------------------|---|--|---------|--------|----|--|--|--|--|--|--|--|--|--|--|--|--|--|--|--|--|--|--|--|--|--|--------------|
| Cotton.                   | Wool. | Pens and Pens. | POTATOES. |        | Orchard products. | Wine.    | Produce of Market Gardens. | DAIRY PRODUCTS. |         |            | Hay.  | SEED.    |        | Hops. | Hemp. | Flax. | Flax-seed. | Silk cocoons. | SUGAR. |                    | BEES.    |        | Forest products. | Value of Home Manufactures. | Value of animals slaughtered or sold for slaughter. | Estimated value of all farm produce, all farm manufactures and additions to stock. |         |        |    |  |  |  |  |  |  |  |  |  |  |  |  |  |  |  |  |  |  |  |  |  |              |
|                           |       |                | Irish.    | Sweet. |                   |          |                            | Butter.         | Cheese* | Milk sold. |       | Bl. & G. | Grass. |       |       |       |            |               | Maple. | Cane.              | Wax.     | Honey. |                  |                             |   |  | Dolls.  | Dolls. |    |  |  |  |  |  |  |  |  |  |  |  |  |  |  |  |  |  |  |  |  |  |              |
| Bales (450 lbs.)          | Lbs.  | Bush.          | Bush.     | Bush.  | Dolls.            | Gallons. | Dolls.                     | Lbs.            | Lbs.    | Gallons.   | Tons. | Bush.    | Bush.  | Lbs.  | Tons. | Lbs.  | Bush.      | Lbs.          | Lbs.   | Hhds. (1,000 lbs.) | Gallons. | Lbs.   | Lbs.             | Dolls.                      | Dolls.  | Dolls.   | Dolls.  |        |    |  |  |  |  |  |  |  |  |  |  |  |  |  |  |  |  |  |  |  |  |  |              |
| 25                        | 26    | 27             | 28        | 29     | 30                | 31       | 32                         | 33              | 34      | 35         | 36    | 37       | 38     | 39    | 40    | 41    | 42         | 43            | 44     | 45                 | 46       | 47     | 48               | 49                          | 50  | 51   | 52      |        |    |  |  |  |  |  |  |  |  |  |  |  |  |  |  |  |  |  |  |  |  |  |              |
| 1                         | 18    | 25             | 10        |        |                   |          |                            | 75              |         |            |       | 4        |        |       |       |       |            |               |        |                    |          |        |                  |                             |   |  | 240     | 1450   | 1  |  |  |  |  |  |  |  |  |  |  |  |  |  |  |  |  |  |  |  |  |  |              |
| 2                         | 30    | 30             |           |        |                   |          |                            | 75              |         |            |       | 2        |        |       |       |       |            |               |        |                    |          |        |                  |                             |   |  | 15 90   | 525    | 2  |  |  |  |  |  |  |  |  |  |  |  |  |  |  |  |  |  |  |  |  |  |              |
| 3                         | 15    | 20             |           |        |                   |          |                            | 75              |         |            |       | 2        |        |       |       |       |            |               |        |                    |          |        |                  |                             |   |  | 240     | 825    | 3  |  |  |  |  |  |  |  |  |  |  |  |  |  |  |  |  |  |  |  |  |  |              |
| 4                         | 10    | 50             | 30        |        |                   |          |                            | 100             |         |            |       | 2        |        |       |       |       |            |               |        |                    |          | 10     |                  |                             |   |  | 120     | 1025   | 4  |  |  |  |  |  |  |  |  |  |  |  |  |  |  |  |  |  |  |  |  |  |              |
| 5                         | 20    | 15             | 10        |        |                   |          |                            | 50              |         |            |       | 2        |        |       |       |       |            |               |        |                    |          |        |                  |                             |   | 10 250   | 1390    | 5      |    |  |  |  |  |  |  |  |  |  |  |  |  |  |  |  |  |  |  |  |  |  |              |
| 6                         |       | 15             | 10        |        |                   |          |                            | 50              |         |            |       | 2        |        |       |       |       |            |               |        |                    |          |        |                  |                             |   |  | 60      | 725    | 6  |  |  |  |  |  |  |  |  |  |  |  |  |  |  |  |  |  |  |  |  |  |              |
| 7                         | 30    | 25             | 20        |        |                   |          |                            | 100             |         |            |       | 4        |        |       |       |       |            |               |        |                    |          | 40     |                  |                             |   |  | 15 350  | 1165   | 7  |  |  |  |  |  |  |  |  |  |  |  |  |  |  |  |  |  |  |  |  |  |              |
| 8                         | 15    | 20             |           |        |                   |          |                            | 75              |         |            |       |          |        |       |       |       |            |               |        |                    |          |        |                  |                             |   |  | 10 50   | 290    | 8  |  |  |  |  |  |  |  |  |  |  |  |  |  |  |  |  |  |  |  |  |  |              |
| 9                         |       | 10             |           |        |                   |          |                            | 25              |         |            |       | 1        |        |       |       |       |            |               |        |                    |          |        |                  |                             |   |  | 125     | 358    | 9  |  |  |  |  |  |  |  |  |  |  |  |  |  |  |  |  |  |  |  |  |  |              |
| 10                        | 30    | 40             |           |        |                   |          |                            | 75              |         |            |       | 1        |        |       |       |       |            |               |        |                    |          |        |                  |                             |   |  | 12 100  | 490    | 10 |  |  |  |  |  |  |  |  |  |  |  |  |  |  |  |  |  |  |  |  |  |              |
| 11                        | 28    | 20             |           |        |                   |          |                            | 75              |         |            |       | 2        |        |       |       |       |            |               |        |                    |          |        |                  |                             |   |  | 18 200  | 810    | 11 |  |  |  |  |  |  |  |  |  |  |  |  |  |  |  |  |  |  |  |  |  |              |
| 12                        | 18    | 20             |           |        |                   |          |                            | 50              |         |            |       |          |        |       |       |       |            |               |        |                    |          | 20     |                  |                             |   |  | 10 40   | 370    | 12 |  |  |  |  |  |  |  |  |  |  |  |  |  |  |  |  |  |  |  |  |  |              |
| 13                        | 10    | 30             |           |        |                   |          |                            | 75              |         |            |       | 2        |        |       |       |       |            |               |        |                    |          |        |                  |                             |   |  | 150     | 850    | 13 |  |  |  |  |  |  |  |  |  |  |  |  |  |  |  |  |  |  |  |  |  |              |
| 14                        | 15    | 20             |           |        |                   |          |                            | 50              |         |            |       | 1        |        |       |       |       |            |               |        |                    |          | 20     |                  |                             |   |  | 10 125  | 450    | 14 |  |  |  |  |  |  |  |  |  |  |  |  |  |  |  |  |  |  |  |  |  |              |
| 15                        | 25    | 25             |           |        |                   |          |                            | 75              |         |            |       | 1        |        |       |       |       |            |               |        |                    |          |        |                  |                             |   |  | 15 150  | 550    | 15 |  |  |  |  |  |  |  |  |  |  |  |  |  |  |  |  |  |  |  |  |  |              |
| 16                        | 20    | 25             |           |        |                   |          |                            | 100             |         |            |       | 2        |        |       |       |       |            |               |        |                    |          | 10     |                  |                             |   |  | 10 220  | 825    | 16 |  |  |  |  |  |  |  |  |  |  |  |  |  |  |  |  |  |  |  |  |  |              |
| 17                        |       | 25             |           |        |                   |          |                            | 75              |         |            |       | 1        |        |       |       |       |            |               |        |                    |          | 20     |                  |                             |   |  | 120     | 625    | 17 |  |  |  |  |  |  |  |  |  |  |  |  |  |  |  |  |  |  |  |  |  |              |
| 18                        | 20    | 30             |           |        |                   |          |                            | 75              |         |            |       |          |        |       |       |       |            |               |        |                    |          | 12     |                  |                             |   |  | 125     | 675    | 18 |  |  |  |  |  |  |  |  |  |  |  |  |  |  |  |  |  |  |  |  |  |              |
| 19                        | 21    | 20             |           |        |                   |          |                            | 50              |         |            |       | 2        |        |       |       |       |            |               |        |                    |          | 10     |                  |                             |   |  | 10 160  | 690    | 19 |  |  |  |  |  |  |  |  |  |  |  |  |  |  |  |  |  |  |  |  |  |              |
| 20                        | 22    | 20             |           |        |                   |          |                            | 50              |         |            |       |          |        |       |       |       |            |               |        |                    |          |        |                  |                             |   |  | 10      | 375    | 20 |  |  |  |  |  |  |  |  |  |  |  |  |  |  |  |  |  |  |  |  |  |              |
| 21                        | 43    | 40             | 75        |        |                   |          |                            | 100             |         |            |       | 4        |        |       |       |       |            |               |        |                    |          |        |                  |                             |   |  | 25 1000 | 2150   | 21 |  |  |  |  |  |  |  |  |  |  |  |  |  |  |  |  |  |  |  |  |  |              |
| 22                        | 10    | 20             |           |        |                   |          |                            | 25              |         |            |       |          |        |       |       |       |            |               |        |                    |          |        |                  |                             |   |  | 50      | 275    | 22 |  |  |  |  |  |  |  |  |  |  |  |  |  |  |  |  |  |  |  |  |  |              |
| 23                        | 10    | 25             |           |        |                   |          |                            | 50              |         |            |       |          |        |       |       |       |            |               |        |                    |          |        |                  |                             |   |  | 60      | 375    | 23 |  |  |  |  |  |  |  |  |  |  |  |  |  |  |  |  |  |  |  |  |  |              |
| 24                        | 32    | 30             |           |        |                   |          |                            | 25              |         |            |       | 1        |        |       |       |       |            |               |        |                    |          |        |                  |                             |   |  | 15 130  | 425    | 24 |  |  |  |  |  |  |  |  |  |  |  |  |  |  |  |  |  |  |  |  |  |              |
| 25                        |       | 20             | 25        |        |                   |          |                            | 50              |         |            |       | 2        |        |       |       |       |            |               |        |                    |          |        |                  |                             |   |  | 100     | 450    | 25 |  |  |  |  |  |  |  |  |  |  |  |  |  |  |  |  |  |  |  |  |  |              |
| 26                        | 20    | 25             |           |        |                   |          |                            | 50              |         |            |       | 1        |        |       |       |       |            |               |        |                    |          |        |                  |                             |   |  | 10 150  | 625    | 26 |  |  |  |  |  |  |  |  |  |  |  |  |  |  |  |  |  |  |  |  |  |              |
| 27                        |       | 30             |           |        |                   |          |                            | 25              |         |            |       |          |        |       |       |       |            |               |        |                    |          | 15     |                  |                             |   |  | 50      | 225    | 27 |  |  |  |  |  |  |  |  |  |  |  |  |  |  |  |  |  |  |  |  |  |              |
| 28                        | 40    | 30             | 25        |        |                   |          |                            | 100             |         |            |       | 6        |        |       |       |       |            |               |        |                    |          | 20     |                  |                             |   |  | 20 200  | 1620   | 28 |  |  |  |  |  |  |  |  |  |  |  |  |  |  |  |  |  |  |  |  |  |              |
| 29                        | 30    | 30             |           |        |                   |          |                            | 100             |         |            |       | 2        |        |       |       |       |            |               |        |                    |          | 20     |                  |                             |   |  | 20 200  | 1525   | 29 |  |  |  |  |  |  |  |  |  |  |  |  |  |  |  |  |  |  |  |  |  |              |
| 30                        | 20    | 20             |           |        |                   |          |                            | 100             |         |            |       | 1        |        |       |       |       |            |               |        |                    |          | 15     |                  |                             |   |  | 10 100  | 325    | 30 |  |  |  |  |  |  |  |  |  |  |  |  |  |  |  |  |  |  |  |  |  |              |
| 31                        |       | 25             |           |        |                   |          |                            | 50              |         |            |       |          |        |       |       |       |            |               |        |                    |          |        |                  |                             |   |  | 100     | 350    | 31 |  |  |  |  |  |  |  |  |  |  |  |  |  |  |  |  |  |  |  |  |  |              |
| 32                        | 14    | 20             | 10        |        |                   |          |                            | 50              |         |            |       | 1        |        |       |       |       |            |               |        |                    |          |        |                  |                             |   |  | 90      | 475    | 32 |  |  |  |  |  |  |  |  |  |  |  |  |  |  |  |  |  |  |  |  |  |              |
| 33                        | 40    | 30             | 10        |        |                   |          |                            | 50              |         |            |       |          |        |       |       |       |            |               |        |                    |          |        |                  |                             |   |  | 25 100  | 950    | 33 |  |  |  |  |  |  |  |  |  |  |  |  |  |  |  |  |  |  |  |  |  |              |
| 34                        | 12    | 25             |           |        |                   |          |                            | 50              |         |            |       | 1        |        |       |       |       |            |               |        |                    |          | 16     |                  |                             |   |  | 10 60   | 390    | 34 |  |  |  |  |  |  |  |  |  |  |  |  |  |  |  |  |  |  |  |  |  |              |
| 35                        | 22    | 40             |           |        |                   |          |                            | 50              |         |            |       | 1        |        |       |       |       |            |               |        |                    |          |        |                  |                             |   |  | 10 120  | 775    | 35 |  |  |  |  |  |  |  |  |  |  |  |  |  |  |  |  |  |  |  |  |  |              |
| 36                        |       | 5              |           |        |                   |          |                            | 50              |         |            |       | 1        |        |       |       |       |            |               |        |                    |          |        |                  |                             |   |  | 70      | 305    | 36 |  |  |  |  |  |  |  |  |  |  |  |  |  |  |  |  |  |  |  |  |  |              |
| 37                        | 10    | 25             |           |        |                   |          |                            | 100             |         |            |       | 3        |        |       |       |       |            |               |        |                    |          |        |                  |                             |   |  | 80      | 695    | 37 |  |  |  |  |  |  |  |  |  |  |  |  |  |  |  |  |  |  |  |  |  |              |
| 38                        | 20    | 10             |           |        |                   |          |                            | 75              |         |            |       |          |        |       |       |       |            |               |        |                    |          | 5      |                  |                             |   |  | 110     | 725    | 38 |  |  |  |  |  |  |  |  |  |  |  |  |  |  |  |  |  |  |  |  |  |              |
| 39                        | 14    | 10             |           |        |                   |          |                            | 75              |         |            |       | 2        |        |       |       |       |            |               |        |                    |          | 10     |                  |                             |   |  | 100     | 390    | 39 |  |  |  |  |  |  |  |  |  |  |  |  |  |  |  |  |  |  |  |  |  |              |
| 40                        | 12    | 10             |           |        |                   |          |                            | 50              |         |            |       |          |        |       |       |       |            |               |        |                    |          |        |                  |                             |   |  | 12 75   | 325    | 40 |  |  |  |  |  |  |  |  |  |  |  |  |  |  |  |  |  |  |  |  |  |              |
|                           | 696.  | 955.           | 245.      |        |                   |          |                            | 2600.           |         |            |       | 57.      |        |       |       |       |            |               |        |                    | 251.     |        |                  |                             |   | 302.   | 5865.   | 28430. |    |  |  |  |  |  |  |  |  |  |  |  |  |  |  |  |  |  |  |  |  |  |              |

\* This will include only such cheese as is made upon the farm. Milk sent to cheese factories will be regarded as milk sold off the farm.







