

SCHEDULE 3.—Productions of Agriculture in *Brown Township*, in the County of *Greene*, in the Post Office: *Cheney*

SEP 10 1870

1-10
1-8
1-12
1-14

Name of Agent, Owner, or Manager.	ACRES OF LAND.			PRESENT CASH VALUE.		Total amount of wages paid to laborers including value of board.	LIVE STOCK, JUNE 1, 1870.														PRODUCE DURING THE					
	Improved.	UNIMPROVED.		Of farm.	Of farming implements and machinery.		Horses.	Mules and Asses.	Milch Cows.	Working Oxen.	Other Cattle.	Sheep.	Swine.	Value of All Live Stock.	WHEAT.		Rye.	Indian Corn.	Oats.	Barley.	Buckwheat.	Flax.	Tobacco.			
		No.	Wood-land.												Other unimproved.	Dolls.								Dolls.	Dolls.	No.
1	2	3	4	5	6	7	8	9	10	11	12	13	14	15	16	17	18	19	20	21	22	23	24			
<i>Barnett James</i>	10			100	50		3	1	2	1		4	150				100									
<i>Bemell David M.</i>	20	90		1500	25	50	5	1	3	7	15	7	500		50		150									
<i>Barnett Joseph C.</i>	12			120	20		1					3	100				250									
<i>Grantham Elias</i>	25	120		2500	50	35	5		2			14	350		30		150	40								
<i>Guyler John M.</i>	16	60		600	25	12	4	1	2	1	2	6	300		35		200	40								
<i>Cookins John M.</i>	35	40		800	25		6		3	1		8	350				250	300					41			
<i>Love Thomas J.</i>	12			120	20		2		3	1		10	150				200							31		
<i>Myers Thomas J.</i>	25			200	30		5		2	2		4	300		42		200	80						100		
<i>Grantham James G.</i>	25	125		1000	25	75	5	6	4	2	1	15	20	700		40		160						200		
<i>Walsey Lewis</i>	3	32		200	20		1		1			4	100				150							100		
<i>Walker John</i>	120	120		5000	450	300	4	6		12	4	50	1000		520		500	100								
<i>Bristow Joshua C.</i>	120	25	15	4000	150		2					15	300		200		600	300								
<i>Dumpey Thomas</i>	25	55		1600	60	100	1	2	4	1	40	34	400				600									
<i>Myers Henry</i>	23	167		1600	20		3		3	4	5	12	200				30									
<i>McCreary James</i>	25	60	45	5000	225	200	2	1	1	4	1	40	400		250		800	800								
<i>Hunner John</i>	100	60		4000	200	50	2		2			32	300		80		300	50								
<i>Grubb Esom</i>	60			200	50	30	6		3			4	18	400		90		700	90							
<i>Corn Robert</i>	19			100	20		2						150		49		125									
<i>Howard John C.</i>	60	20	20	2500	100	50	4	2	3	9	12	30	600		160		400	50								
<i>Bagy Nicholas</i>	31	20	50	2000	100	20	2		1			6	200				400									
<i>Perryman Anson</i>	21			200	30		5		1			12	200		25		300	100								
<i>Elson William H.</i>	120	45		3500	200	150	6	1	4	8	110	15	1200		150		700	200								
<i>Bayley Edwin P.</i>	25	40	15	2400	175		3	1	4	4	11	12	660		68		600	48								
<i>Kenny Henry</i>	50			400	100		2		1	1		2	300		16		600	150								
<i>Robertson Jackson</i>	25			200	20		4					18	350		10		300	100								
<i>Harrison Oliver</i>	40			400	100		4	2	2			2	14	400		280		1000	100							
<i>Dugg Robert M.</i>	100	20	60	3500	200	100	6	2		3	9	8	500		130		400	200								
<i>Miller William B.</i>	100	42	40	1000	210	150	3	4	3	8	6	4	1200		160		300	150								
<i>Miller Elizabeth</i>	100	80	60	6000	50		2		1				300		60		400	300								
<i>Murray Louisa</i>	22			200	20		2	1	1	1	1	4	150		20		350							10		
<i>Murray Thomas H.</i>	180	90		1600	100		9	2	2	2	6	15	15	1000		30		600	240							
<i>Hartzo Benjamin</i>	210	86		7600	100	100	4		3	3		30	500		314		900	550								
<i>Calderson John</i>	120	91	46	4000	150	100	3	3	3	2	2	2	26	600		200		1000	200							
<i>Rich Oliver</i>	60			400	100	50	2		4	3	30	15	400				1200	200								
<i>White Jacob</i>	30			200	50		1	1				15	250		40		150									
<i>Cornum Franklin</i>	80	80		3200	150	100	7		4		10	30	4	600		200		1200	200							
<i>Glover Thomas G.</i>	20	28	20	1500	100	100	1		2	1	8	9	200		40		400	140								
<i>Myers Stephen</i>	20			200	20		1		1				100				200	48								
<i>Guyler Samuel</i>	20			200	20		1		2				15	100			150									
<i>Myers William R.</i>	40			200	100		3		2			13	9	200		40		300	40							

2103 1555 401 7640 3666 1772 121 40 25 10 88 266 574 1610 3219 1755 4970

State of Missouri, enumerated by me on the 21st day of June, 1870.

William H. Payne, Ass't Marshal.

YEAR ENDING JUNE 1, 1870.

1	2	3	POTATOES.		Orchard products.	Wine.	Produce of Market Gardens.	DAIRY PRODUCTS.			SEED.			Hops.	Hemp.	Flax.	Flax-seed.	Silk cocoons.	SUGAR.		Molasses.	BEEES.		Forest products.	Value of Home Manufactures.	Value of animals slaughtered or sold for slaughter.	TOTAL VALUE.	1													
			Bales (450 lbs.)	Lbs.				Bush.	Bush.	Bush.	Dolls.	Dolls.	Lbs.						Lbs.	Gallons.		Tons.	Bush.						Bush.	Lbs.	Tons.	Lbs.	Lbs.	Hhds. (1,000 lbs.)	Gallons.	Lbs.	Lbs.	Dolls.	Dolls.	Dolls.	Dolls.
			20					100																	25	40	200	1													
	25		10		12			150													20				50	60	350	2													
			5																		5				10	24	240	3													
			20	10	10																					100	390	4													
	12		5					100																	25	48	260	5													
			10		100			150													20				40		650	6													
			5					100																	25	20	290	7													
	4		8					100																500	20	60	480	8													
	20		60	9				50																300		50	340	9													
			30																					30		60	840	10													
	40		60		25			150																		160	1350	11													
			40		25			100																			50	750	12												
	80		100					50																		150	710	13													
	11		6					100																200		40	200	14													
	10		100	10				100																			300	1450	15												
			20		200	60		45																		200	500	16													
	15		10					200																			80	390	17												
			9																								6	120	18												
	20		10					100					2												15		80	490	19												
			10					100																			60	800	20												
			14					100																			50	400	21												
	850		40																								80	1090	22												
	30		12	12				45					4														35	200	890	23											
			20					50					2														30	610	24												
			20																									50	270	25											
	8		30	4				45																			60	1290	26												
	18		10					100																				10	100	670	27										
	27		20	10	25			100					5												25		25	175	1540	28											
					25																								680	29											
	4							100																				50	980	30											
	20		12					100					2															15	250	1000	31										
			50		10			200					4															175	1680	32											
	51		20		25			100					1															25	1050	1740	33										
	25		30	10				100																				20	160	1100	34										
			10																										50	220	35										
	70		20	5				150					3																95	200	1500	36									
	14		15					100					2																10	25	600	37									
			10					100																						24	300	38									
			40					200																							80	300	39								
	30		18					100																						60	800	40									
	1050		910	44	250	10		375					25																	550	510	28140									

* This will include only such cheese as is made upon the farm. Milk sent to cheese factories will be regarded as milk sold off the farm.

SCHEDULE 3.—Productions of Agriculture in Boone Township, in the County of Greene, in the Post Office: Cheney



1	ACRES OF LAND.			PRESENT CASH VALUE.			LIVE STOCK, JUNE 1, 1870.								PRODUCE DURING THE YEAR.								
	Improved.	UNIMPROVED.		Of farm.	Of farming implements and machinery.	Total amount of wages paid during the year, including value of board.	Horses.	Mules and Asses.	Milch Cows.	Working Oxen.	Other Cattle.	Sheep.	Swine.	Value of all live stock.	WHEAT.		Rye.	Indian Corn.	Oats.	Barley.	Buckwheat.	Rice.	Tobacco.
		No.	Wood-land.												Other unimproved.	Dolla.							
2	3	4	5	6	7	8	9	10	11	12	13	14	15	16	17	18	19	20	21	22	23	24	
1	Murray William C.	45	258		8000	15	50	5	1	3		6	11	20	500		10	300	20				25
2	Lyles Alexander	50	390		8000	100	100	8		4	2	8	30	20	1000		40	600					
3	Smith James	60	140		3000	200	100	3		3		2	7	40	500		100	400	200				
4	Smith Daniel B.	25			200	20		2		1			9	800		17	500	50					
5	Proctor Frank H.	140	140	65	10000	200	250	7	2	5	4	5	9	30	600		300	1500	50				
6	Worper Francis S.	70	227		8200	200	150	3	4	2			30	800		400	1000	80					
7	Wangden Andrew J.	20			200	100		4		3			80	225		65	300	200					
8	Durrell Doctr. S.	20	100	80	2000	50	20	2		1				300			200						
9	Barbie Simon H.	18			180	100		2		1			4	300			350						
10	Killingsworth Alfred	30			200	200	100	6		2		2	8	25	700		65	200	200				
11	Cookham Oliver C.	275	100	45	8000	225	600	8	5	5	16	59	16	100	2514		600	8000	800				
12	Doss James M.	80	20	60	3200	100	20	1		2			30	100		80	600	100					
13	Doss Mary J.	60	40	100	4000	100	100	1	5	2		3	40	200		110	400	40					
14	Nichols Thomas H.	60	20	20	2000	100		2		1			30	200		50	400						
15	Allen Aaron	35			400	200	100	5		1			8	400			1000	30					
16	Conway Thomas J.	20			200	100		2		1			4	150		12	200	30					
17	Baly Andrew	35	80	35	3500	60		2		4		2	5	6	300		18	300	30				
18	Sharp William B.	26			150	20		3		3			9	300		36	400	50					
19	West Henry H.	35			300	90		2		1		10	5	200		110	150	100					
20	Lee Robert R.	25		15	600	40		2		2				200		64	200						
21	Robertson George	35			300	80		2					10	150		70	200	40					
22	Hamilton John H.	50			1200	150		2	2	2		2	12	600		50	500	150					
23	Whealy Andrew M.	200	160	60	8000	300	125	4		5	4	20		40	1500		220	1500	500				
24	Woodward Ransom	18	62		1200	25	70	2		2		2	20	10	400			200	150				40
25	Woodward Richard	20	12	48	2000	100	50	6	1	3		3	20	20	400		100	200	250				
26	Justice Jackson B.	70	75	95	4000	300	150	12	2	4	2		40	25	800		155	1500	250				40
27	Kelly Alfred H.	85	15	180	3500	75	50	5	6	4		10	25	36	1800		100	800	360				
28	Swift Alexander	24			200	20		4		3		1	2	20	400		40	500					
29	Loyd Sarah	35	45		1600	25	20	1	3	2		5	8	10	300		20	300	150				
30	Woodward Alcy	15	65		600	20		3		2			12	10	250		18	400	150				
31	O'Donell Patrick	10	170		200	100		3		2		1	12	12	200			200					
32	Cave Thomas	25	55		1500	100		4		3		4	15	20	300		50	150	100				
33	Johnson George H.	20			200	100	20	2		3			12	250		70	150	50					
34	Kelly Eli M.	80	50		400	100		3		3			20	12	400		100	500					20
35	Boone Mary C.	75	416		4900	150	90	5	1	2			9	20	800			500	100				
36	Hosman Alfred	30	70	10	2700	75	40	3		3			30	800		60	500	200					
37	Brackney John	60	180		2400	100		3		4			24	400		80	300	100					
38	Reynolds John D.	10	30		200	50		1		3			4	12	150		10	200					50
39	Wadelle George D.	75	105		400	50		5		2			10	300			500						30
40	Moore Colward H.	50	150		1200	125	50	2	1	4			20	400		30	300	100					
		1996	3152	813	46450	4325	2195	147	52	100	52	154	289	806	19500		3280	21800	4220				205




SCHEDULE 3.—Productions of Agriculture in Boone Township, in the County of Greene, in the Post Office: Cheney

Name of Agent, Owner, or Manager.	ACRES OF LAND.			PRESENT CASH VALUE.		Total amount of wages paid during the year, including value of board.	LIVE STOCK, JUNE 1, 1870.								PRODUCE DURING THE YEAR.									
	Improved.	UNIMPROVED.		Of farm.	Of farming implements and machinery.		Horses.	Mules and Asses.	Milk Cows.	Working Oxen.	Other Cattle.	Sheep.	Swine.	Value of All Live Stock.	WHEAT.			Indian Corn.	Oats.	Barley.	Buckwheat.	Rice.	Tobacco.	
		Wood-land.	Other unimproved.												Dolls.	Dolls.	Spring.							Winter.
No.	No.	No.	No.	No.	No.	No.	No.	No.	No.	No.	No.	No.	Dolls.	Bush.	Bush.	Bush.	Bush.	Bush.	Bush.	Bush.	Lbs.	Lbs.		
1 Simille George	20			100	100		7	3	2	6	7	10	500				800	200						
2 Boyd Lucinda	60	180		4000	50		9	2	2	4		25	400		25		200	200						
3 Boyd William R.	20			200	75		2	2	2				200		50		250	250						
4 Gray Benjamin	50			400	75	10	6	8		18	18	24	800		45		900	50						
5 Gaggart Solomon	60	20		2000	40		5	3			50	10	400		50		200	80						
6 Burney William	40	160		2000	100	25	4	2	4	3	4	35	15	600		100		100						
7 Clark John	20	60		600	75		3	2	4	4	4	7	400		40		175							
8 Boyd Ash P.	12			300	100		2						300				200							
9 Monroe James	40	85		2500	100		4	2	4		4	14	12	500		140		500						
10 Smith Thomas	20			100	75		1	1					150		30		150							
11 Gray William	15			100	25				2	2	1	10	22	150		13		100						
12 Gray Edwin L.	15			150	20		3	1				9	200		13		100							
13 Bowen William	20	140		1600	75		3	1			10	6	200		20		50							
14 Black Washington	40	350		8000	100	20	11	4	6	2		14	30	1500		105		200	50					
15 Boone John D.	25			300	100		4	2		2		30	450		119		400							
16 McChannon James B.	65	55		3000	200	100	3	2				20	300		200		700	400						
17 Simmons Barrett	25	85		1600	50	40	2	1	2		8	15	300		25		500	150						
18 Sears Henry	24			200	50		3			3	12	14	200		50		250							
19 Buttrick Abraham W.	10	30		500	100		2	2		1			200		95		150	50						
20 Sloan Jeremiah	25			200	100		2	2				6	150		40		150	75						
21 Owen Rhode	25	125		2900	75		3	2		1	9	4	200		40		70	100						
22 Super James	70	490		5000	150	75	14	2	12	1	25	52	35	1500		168		800	400					
23 Brim James	45	115		1300	75	150	1	2		1	8	10	150		10		300	100					40	
24 Walton Basil	35			200	75		5	2		2		21	200				415	150						
25 Singer Andrew	30	90		600	100	20	1	1	1	2		7	19	300		40		200					50	
26 Knowles Blandman	30			200	75		2		5			19	11	300		40		150						
27 Slatten George	25	135		1000	75	5	5	3		2	10	26	400		44		300						50	
28 Hays Pleasant C.	18	25		1200	75		6	1	1		2	20	7	400		100		400					500	
29 Claypool John	45	115		3000	100	20	6	4		4	28	11	600		160		400	80					50	
30 Hayter Robert M.	30	160		4000	100		10	3	12		12	30	25	1500		160		1000	300					
31 Davis John	50			200	75		2	2		1	6	7	300		30		150	150						25
32 Simille Hendel S.	18	104		400	100		2	2		4	8	10	400				200	50						20
33 Claypool George M.	30	210		3000	75		5	2	4		4	20	20	600		140		400	200					
34 Goodman John H.	40	80		1200	75	60	2	4	5		8	30	10	500		72		400	180					
35 Davis Mary	8	68		150	20		2	2				12	4	150				100						
36 Super Mary	100	420		4000	50	20	1	1				18	150		100		200	50						
37 Hurst Joseph	40	80		400	25		3			1		12	300		60		200	50						
38 Hurst Lafayette	40	80		400	75		2	3		5	12	20	300		50		200	50						
39 Hurst James	20			150	75		4	2		8	12	15	400		15		150	100						
40 Hays Samuel	10	50		300	20		1						8	100				250						
	1392	3275		57650	3100	545	22	109	20	135	457	543	16650		2396		12410	2525						

SCHEDULE 3.—Productions of Agriculture in Roane Township, in the County of Greene, in the

Post Office: Cheney



Name of Agent, Owner, or Manager.	ACRES OF LAND.			PRESENT CASH VALUE.			LIVE STOCK, JUNE 1, 1870.								PRODUCE DURING THE YEAR.								
	UNIMPROVED.			Of farm.	Of farming implements and machinery.	Total amount of wages paid during the year, including value of board.	Horses.	Mules and Asses.	Milk Cows.	Working Oxen.	Other Cattle.	Sheep.	Swine.	Value of All live stock.	WHEAT.		Rye.	Indian Corn.	Oats.	Barley.	Buckwheat.	Rice.	Tobacco.
	Improved.	Wood-land.	Other unimproved.												Spring.	Winter.							
No.	No.	No.	Dolls.	Dolls.	Dolls.	No.	No.	No.	No.	No.	No.	No.	Dolls.	Bush.	Bush.	Bush.	Bush.	Bush.	Bush.	Bush.	Lbs.	Lbs.	
1	2	3	4	5	6	7	8	9	10	11	12	13	14	15	16	17	18	19	20	21	22	23	24
1 Edwards Miller	40	260		3000	85		6	8		6	15	5	600		80		400	40					
2 Longoria Jacob	50	40		3000	225	100	5	2	4		4	28	20	750		187		600	270				
3 Canble Isaac	30	40		2000	150		5	1	2		2	8	4	500		100		200	100				
4 Canble Isaac Jr	20			200	20		3							200		60		100	40				
5 Edmondson Philander	30	10		1000	45		1					11	25	220		74		400	100				
6 Edmondson George	60	40		400	25		2					9	250		19		120	180					
7 Canble Elias	30	75		100	50		8	3		2	18	25	250		90		300	80				20	
8 Wilson Irvin	45	107		2500	100	50	7	2	9		4		20	750		125		750	200				
9 Lawrence Biddle S.	35	85		1500	100		5		4		2	18	7	300		24		150	100				40
10 Angate William	20			200	50		2						10	300				200					
11 Kirk Henry J.	35	85		1600	100	20	5		4		8	17	20	400		160		300	100				
12 Gator William	30	50		1500	100		2		2	2	16	22	300		58		400						50
13 Dunbar Robert Jr	50	30		1200	75		2		5		1	20	30	800		160		500					1200
14 Daniel William	15	85		1000	100		8		1			10	20	400		60		200					
15 Daniel Jane	30	258		3000	100	30	7		5		2	14	20	600		106		400	80				
16 Edwards James W.	35	45		1200	75		4		2		2	16	12	500		41		300	100				
17 Edwards William	30	30		1200	75		6		3			20	15	500		100		200	150				
18 Moore Perry M.	10			100	50		2		1				2	150				200					
19 Gayler Albert G.	40	160		1500	100		4	1	3		4	15	8	400		50		300	100				
20 Madhill Christopher	25	35		900	75		3		2		2	4	10	300		40		300	40				
21 Madhill Samuel R.	25	75		1200	100		7		3	2	2	17	25	500		46		600	600				
22 Harman Alexander	75	125		2500	100	25	7	4	3		5	16	20	600		100		600	240				
23 Canble William	20	40		400	75		4		1			15	300		90		200						
24 Killingsworth Juan	35	45		1400	60		2	1	2		30	11	24	586		100		850	150				
25 Killingsworth Samuel	35	40		1400	60		6		2		35	10	20	400		100		950	200				
26 Killingsworth Hugh S.	50	50		1500	75	100	6	2	4	2	32	20	20	1240		192		800	45				
27 Wells Thomas	16			100	25		1		1	4	3	8	4	290		12		180					
28 Peck Stephen S.	50	65		1985	25		5	1	2	2		16	14	400		100		800	100				
29 Singletary Dame	30	40		400	25		2					14	12	200		89		200					40
30 Killingsworth William	40	60		4000	100	50	8	1	4		9	22	20	500		114		600	400				
31 Chappel Allen	19			100	25		3		1				2	250		20		400					
32 Howard Robert M.	30			200	50		3							200		40		200	45				
33 Killingsworth Bennett	20	40	20	2000	75	100	4		4		2	18	18	500		20		800	50				
34 Killingsworth John	20	50		2000	75	75	5		3	2	3	14	20	600		39		500					
35 Killingsworth James	40	221		2800	115	100	4		2		4	10	12	800		40		600	120				
36 Young James B.	20			200	100		4	2	1		8	10	15	400		24		500					
37 White Abraham	50			400	100		3		2		2		19	300		60		1000	400				
38 Barham William B.	40	40		1500	100		5		4		25	15	9	1000		114		400	200				
39 Wilson Robert S.	120	25	40	625	50		5	2	2		5		35	700		255		900	1000				
40																							
	1439	2191	100	53550	3045	1150	163	19	95	14	222	417	591	18136	2993		15050	5350					1350

State of Missouri, enumerated by me on the 6th day of July, 1870.

William H. Payne, Ass't Marshal.

YEAR ENDING JUNE 1, 1870.

	Cotton. Bales (450 lbs.)	Wool. Lbs.	Peas and Beans. Bush.	POTATOES.		Orchard products. Dolls.	Wine. Gallons.	Produce of Market Gardens. Dolls.	DAIRY PRODUCTS.			Hay. Tons.	SEED.		Hops. Lbs.	Hemp. Tons.	Flax. Lbs.	Flax seed. Bush.	Silk cocoons. Lbs.	SUGAR.		Molasses. Gallons.	BEES.		Forest products. Dolls.	Value of Home Manufactures. Dolls.	Value of animals slaughtered or sold for slaughter. Dolls.	Estimated value of all farm production, including hedges, fences and additions to stock. Dolls.	TOTAL VALUE. Dolls.
				Irish. Bush.	Sweet. Bush.				Butter. Lbs.	Cheese.* Lbs.	Milk sold. Gallons.		Clover. Bush.	Grass. Bush.						Maple. Lbs.	Cane. Hhds. (1,000 lbs.)		Wax. Lbs.	Honey. Lbs.					
	25	26	27	28	29	30	31	32	33	34	35	36	37	38	39	40	41	42	43	44	45	46	47	48	49	50	51	52	
1		40		12		50			100			4										18				15	100	845	
2		47		20	5	25			150			6												25		50	210	1908	
3		25		10					200			2										20				80	600	400	
4																											20	200	
5		29		15					200													18			7	20	150	700	
6									50													8					50	430	
7		20		10					100													12			11	20	64	700	
8				20		50			50													25					120	1200	
9				16		25			100													8					60	350	
10				20					100													20			20		50	200	
11		29		4					200																10	25	80	500	
12		30		60					150			2										8				95	120	660	
13		40		20	10				100													40				25	150	1195	
14		18		10					50																	7	60	300	
15		25				25			100			3												10	100	95	160	858	
16		20		5					50																		35	80	500
17		40		10					100													8				20	100	600	
18																											10	50	200
19		40		20					50													30				40	160	700	
20		8		4	4				75													3				70	60	500	
21		25		40					150													8				50	150	1200	
22		21		20					200													20				90	80	1000	
23				10					100													8					40	700	
24		15		6					100																		40	600	
25		20		6		50			100																	15	60	600	
26		35		6					100			3										8				20	120	1300	
27		6		20					75													30				12		220	
28		35		20	15	50			100															40		48	85	620	
29		60		40					75			3										20				40	80	550	
30		24		10		20			100																	25	125	1000	
31				10					75													3				20	60	425	
32				10																								250	
33		30		5					75																	10	100	600	
34		28		10					75			5										8				15	120	700	
35		20				20			200			4										8				10	80	1000	
36		16							50													8				10	60	500	
37				15					100													8					50	1000	
38		20		20		50			150													8				25	120	900	
39				15					75																		680	3800	
40		754		519	54	515			3805													754				4497	27478		

* This will include

I certify that the foregoing is true and correct.

683 ✓

234

SCHEDULE 3.—Productions of Agriculture in Campbell Township, in the County of Greene, in the

Post Office: Springfield



1	ACRES OF LAND.			PRESENT CASH VALUE.		7	LIVE STOCK, JUNE 1, 1870.								PRODUCE DURING THE										
	Improved.	UNIMPROVED.		Of farm.	Of farming implements and machinery.		Horses.	Mules and Asses.	Milch Cows.	Working Oxen.	Other Cattle.	Sheep.	Swine.	Value of all live stock.	WHEAT.		Rye.	Indian Corn.	Oats.	Barley.	Buckwheat.	Rice.	Tobacco.		
		No.	Woodland.												Other unimproved.	Dolls.								Dolls.	No.
2	3	4	5	6	8	9	10	11	12	13	14	15	16	17	18	19	20	21	22	23	24				
1	Corn Sarah	90	123	1	6000	150	90	0	2	3	0	4	0	8	445	0	0	0	1000	0	0	0	0	0	1
2	Swafford William	35	00	00	3500	100	—	—	2	1	—	—	—	—	228	—	—	—	700	—	—	—	—	—	2
3	Sain Peter	20	00	00	1000	10	60	2	—	2	—	2	0	1	170	—	—	—	500	30	—	—	—	—	3
4	Kimbrough John	35	00	00	1000	10	8	1	2	1	—	—	—	3	240	—	—	—	400	—	—	—	—	100	4
5	McFarland Stephen	12	00	00	500	10	100	2	—	1	—	1	—	4	135	—	—	—	150	—	—	—	—	—	5
6	Jones George	20	00	00	500	125	—	2	—	2	—	3	—	—	175	—	—	—	600	—	—	—	—	—	6
7	Coleman Benjamin	15	00	00	150	15	—	1	—	1	2	—	—	4	200	—	—	—	375	—	—	—	—	—	7
8	Waddell John	80	00	00	2500	00	100	4	—	2	—	2	—	10	500	—	—	—	800	—	—	—	—	—	8
9	Estes Ann	10	—	—	500	10	—	2	—	3	—	4	—	—	200	—	—	—	300	—	—	—	—	—	9
10	Weaver Joseph	80	120	—	4000	300	150	7	8	2	8	3	—	5	1370	—	—	—	400	—	—	—	—	—	10
11	Gott Richard	20	—	—	500	25	—	0	—	0	—	—	—	3	310	—	100	—	300	—	—	—	—	—	11
12	Wodernick John	60	40	—	1000	50	100	2	—	1	—	—	—	1	250	—	—	—	1000	500	—	—	—	—	12
13	Mattock Sterling	24	—	—	600	25	90	2	—	1	—	1	—	6	250	—	57	—	300	100	—	—	—	—	13
14	Richardson James	28	—	—	400	25	—	2	—	—	—	—	—	—	150	—	—	—	800	210	—	—	—	—	14
15	Chandler Daniel	12	—	—	600	15	—	2	—	1	—	—	2	3	200	—	—	—	300	—	—	—	—	—	15
16	Pate William	20	00	20	1000	20	—	2	—	1	—	1	—	8	210	—	—	—	125	80	—	—	—	—	16
17	Holman David	28	—	—	7500	150	840	2	—	1	—	2	—	35	475	—	—	—	—	—	—	—	—	—	17
18	Steets George	30	—	—	750	25	—	2	—	1	—	—	—	50	300	—	30	—	600	—	—	—	—	—	18
19	Kuchgraber Joseph	50	28	40	2000	150	500	4	—	4	—	15	—	6	565	—	—	—	390	100	—	—	—	—	19
20	Dalbryght Samuel	26	—	—	4600	200	200	3	—	—	—	—	—	1	260	—	71	—	300	250	—	—	—	—	20
21	Dalbryght David	80	—	—	6000	150	150	3	2	4	—	3	—	3	420	—	94	—	800	75	—	—	—	—	21
22	Malone Nelson	10	—	—	800	50	—	—	—	1	—	—	—	12	60	—	—	—	100	—	—	—	—	—	22
23	Spully Louisiana	200	—	205	12000	200	200	4	6	6	—	8	—	20	800	—	300	—	1200	200	—	—	—	—	23
24	Sennore Robert	12	—	—	300	—	—	1	—	—	—	—	—	—	75	—	—	—	240	—	—	—	—	—	24
25	Norflut William	100	20	90	8000	200	300	8	2	5	—	10	—	30	1500	—	150	—	2000	300	—	—	—	—	25
26	Zusenacht Conrad	20	—	50	3000	80	—	2	—	4	—	—	—	6	12	364	—	—	2000	—	—	—	—	—	26
27	Erwig Robert	75	—	—	3000	130	200	2	2	2	4	—	—	60	300	—	110	—	2000	175	—	—	—	—	27
28	Phelps Mary	16	—	—	1500	80	200	2	—	—	—	—	—	5	235	—	—	—	300	—	—	—	—	—	28
29	Dommerville Washington	20	—	—	800	140	—	—	2	—	—	—	—	6	320	—	—	—	600	—	—	—	—	—	29
30	Phelps George	40	—	—	1680	25	275	3	—	2	—	3	—	17	250	—	—	—	1650	180	—	—	—	—	30
31	Phelps John E	300	80	—	12000	500	1700	16	6	38	9	60	125	125	4177	—	99	—	5000	400	—	—	—	—	31
32	Dugram Benson	160	—	—	6400	30	—	—	—	—	1	—	—	6	50	—	—	—	200	—	—	—	—	—	32
33	Rowdus Jesse	40	—	—	1600	50	—	3	—	2	—	5	3	20	300	—	—	56	750	120	—	—	—	—	33
34	Johnson David	40	—	—	1600	30	—	1	—	1	—	—	—	3	80	—	—	—	900	120	—	—	—	—	34
35	Dize Charles	80	—	—	3200	200	200	2	—	2	—	3	—	25	300	—	—	—	1500	—	—	—	—	—	35
36	Shon Jonathan	80	—	—	6000	250	1	2	—	2	—	2	—	20	325	—	150	—	900	300	—	—	—	—	36
37	Green Thomas	80	—	—	3200	200	75	1	1	1	—	—	—	18	220	—	225	—	960	200	—	—	—	—	37
38	Calmer Sam	100	—	—	2500	—	100	2	3	2	—	—	—	—	600	—	—	—	1000	200	—	—	—	—	38
39	Hubble Martin	323	184	—	25000	1500	1600	3	—	3	—	—	—	1	475	—	887	—	3200	1200	—	—	—	—	39
40	Robertson W.R.	230	80	20	14000	800	500	9	2	13	—	20	—	27	1982	—	500	—	1400	—	—	—	—	—	40

2123 677 465 440 160 70 60 30 7439 130 42 118 24 153 136 510 10466 2767 3658 26040 4690 150

1000

State of Missouri, enumerated by me on the 6th day of July, 1870.

William H. Payne, Ass't Marshal.

YEAR ENDING JUNE 1, 1870.

	Cotton. Bales (50 lbs.)	Wool. Lbs.	Peas and Beans. Bush.	POTATOES.		Orchard products. Dolls.	Wine. Gallons.	Produce of Market Gardens. Dolls.	DAIRY PRODUCTS.			SEED.			SUGAR.					BEES.			Forest products. Dolls.	Value of Home Manufactures. Dolls.	Value of animals slaughtered or sold for slaughter. Dolls.	TOTAL VALUE. Dolls.				
				Irish. Bush.	Sweet. Bush.				Butter. Lbs.	Cheese.* Lbs.	Milk sold. Gallons.	Hay. Tons.	Clover. Bush.	Grass. Bush.	Hops. Lbs.	Hemp. Tons.	Flax. Lbs.	Flax-seed. Bush.	Silk cocoons. Lbs.	Maple. Lbs.	Cane. Hhds. (1,000 lbs.)	Molasses. Gallons.					Wax. Lbs.	Honey. Lbs.		
	25	26	27	28	29	30	31	32	33	34	35	36	37	38	39	40	41	42	43	44	45	46	47	48	49	50	51	52		
1		70		12		50			100			4										18				15	100	875		
2		47		20	5	25			150			6												25	27	210	1508			
3		25		10					200			2										20				30	600	400		
4																												20	200	
5		29		15					200													18			7	20	150	700		
6									50													8						50	430	
7		20		10					100													12			11	20	84	700		
8				20		50			50													25						120	1200	
9				16		25			100													20						60	350	
10				20					100													20		20				50	200	
11		28		4					200																10	25	80	500		
12		30		60					150			2										8				95	120	660		
13		40		20	10				100													8				25	150	1185		
14		18		10					50																	7	60	300		
15		25				25			100			8												10	100	95	160	858		
16		20		5					50																	35	80	500		
17		40		10					100													8				20	100	600		
18																											10	50	200	
19		40		20					50													8				40	160	700		
20		8		4	4				75													3				10	60	500		
21		25		40					150													3				50	150	1200		
22		21		20					200													20				30	80	1000		
23				10					100													8						40	400	
24		15		6					100																			40	600	
25		20		6		50			100													8				15	60	600		
26		35		6					100			3										8				20	120	1300		
27		6		20					75													3				12		220		
28		35		20	15	50			100															40		18	85	620		
29		60		40					75			3										20				40	80	550		
30		24		10		20			100																	25	125	1000		
31				10					75													8				20	60	425		
32				10																									250	
33		30		5					75																	10	100	600		
34		28		10					75			3										8				15	120	700		
35		20				20			200			4										8				10	80	1000		
36		16							50													8				10	60	500		
37				15					100													3						50	1000	
38		20		20		50			150													8				25	120	900		
39				15					75																			600	3900	
40																														

754
519
54
5/5

484
30

754
11
155
35

27478

I certify that the foregoing Census

State of Missouri, enumerated by me on the 9th 9th and 11th day of July, 1870.

W. B. Hubbard, Ass't Marshal.

YEAR ENDING JUNE 1, 1870.																																																			TOTAL VALUE.
Cotton.	Wool.	Peas and Beans.	POTATOES.		Orchard products.	Wine.	Produce of Market Gardens.	DAIRY PRODUCTS.			SEED.			Hops.	Hemp.	Flax.	Flax-seed.	Silk cocoons.	SUGAR.		Molasses.	BEES.		Forest products.	Value of Home Manufactures.	Value of animals slaughtered or sold for slaughter.	Estimated value of all farm production, including additions to stock.																								
			Bales (450 lbs.)	Lbs.				Bush.	Bush.	Bush.	Dolls.	Gallons.	Dolls.						Lbs.	Lbs.		Gallons.	Tons.					Bush.	Bush.	Lbs.	Tons.	Lbs.	Hbds. (1,000 lbs.)	Gallons.	Lbs.	Lbs.	Dolls.	Dolls.	Dolls.	Dolls.											
25	26	27	28	29	30	31	32	33	34	35	36	37	38	39	40	41	42	43	44	45	46	47	48	49	50	51	52																								
1	4	4	100	150				50																				730																							
2			30					25																			50	475																							
3			1/2	15						15																		350																							
4			10																									290																							
5																											50	160																							
6			5	1				30														20					50	500																							
7			10	4																							16	900																							
8			10	5	300			100			1/2																150	635																							
9			30				20	50		150																		36	330																						
10			50	10			25	25																				615	1216																						
11			70	10	50			25		120																		90	570																						
12			20	10				100																				600	1300																						
13			10					25																				210	537																						
14			25								1																	470	1082																						
15			40	5				25																			1500	142	416																						
16			6		300			40																				235	659																						
17			300		480	150																						160	1390																						
18																												288	735																						
19			400			42	200				6																	64	1000																						
20			4	200	20		25	50		20												50						337	883																						
21			25		20			100			2											30						268	1042																						
22			100	50			100																					230	535																						
23			25		200			150			20																	144	1680																						
24			7	7																		7						28	200																						
25			50																				50		24	250	1800																								
26			50																									125	315																						
27			275				30																					1547	3176																						
28			10																									133	363																						
29																													380																						
30			20	5				50																				78	1195																						
31	100		150	3	500			200		3000	75																	2180	8700																						
32																													1000																						
33			20					20														20						182	792																						
34			20																									125	725																						
35			100				50	10																				64	916																						
36			20	10																								192	1142																						
37			4																									1300	2187																						
38																													666																						
39	100		400		75			500			100											100						1732	7000																						
40			50		500			800																			100	50	350	3000																					
	200	45	2822	135	2575	192	410	1815		3005	250										207				150	1574	12159	50607																							

* This will include only such cheese as is made upon the farm. Milk sent to cheese factories will be regarded as milk sold off the farm.

SCHEDULE 3.—Productions of Agriculture in Campbell Township, in the County of Greene, in the

Post Office: Springfield



1	ACRES OF LAND.			PRESENT CASH VALUE.		7	LIVE STOCK, JUNE 1, 1870.								PRODUCE DURING THE								24	
	2	UNIMPROVED.		5	6		8	9	10	11	12	13	14	15	WHEAT.				21	22	23			
		3	4												16	17	18	19				20		
Name of Agent, Owner, or Manager.	Improved.	Woodland.	Other unimproved.	Of farm.	Of farming implements and machinery.	Total amount of wages paid during the year, including value of board.	Horses.	Mules and Asses.	Milch Cows.	Working Oxen.	Other Cattle.	Sheep.	Swine.	Value of all live stock.	Spring.	Winter.	Bye.	Indian Corn.	Oats.	Barley.	Buckwheat.	Rice.	Tobacco.	
	No.	No.	No.	Dolls.	Dolls.	Dolls.	No.	No.	No.	No.	No.	No.	No.	Dolls.	Bush.	Bush.	Bush.	Bush.	Bush.	Bush.	Bush.	Lbs.	Lbs.	
1	Moon George W.	25	-	-	500	20	5	-	-	2	2	2	-	7	160	-	135	-	500	200	-	-	-	-
2	Hooper John	22	-	58	3200	100	-	2	-	1	-	2	-	4	260	-	64	-	1000	-	-	-	-	-
3	Pulder Samuel	30	-	10	1000	20	-	3	1	1	-	4	5	-	428	-	-	-	300	80	-	-	-	-
4	Pulder Benjamin	53	111	85	5000	20	168	21	1	2	4	3	3	15	631	-	75	-	1000	-	-	-	-	-
5	Mack John	14	-	-	400	25	-	2	-	1	-	-	-	20	225	-	56	-	250	-	-	-	-	-
6	Jessup Thomas	48	-	-	1600	150	50	2	-	1	2	-	-	12	295	-	225	-	800	-	-	-	-	-
7	Bigbee Job	24	-	-	860	120	-	2	-	4	-	10	-	12	300	-	56	-	540	60	-	-	-	200
8	Lancaster Walter	53	45	-	8000	145	230	2	1	3	-	3	-	1	300	-	77	-	490	250	-	-	-	-
9	Schindler Jacob	15	3	19	2000	100	25	2	-	2	-	2	-	-	208	-	70	-	105	-	-	-	-	-
10	Burton Stephen	40	-	40	3000	250	-	3	-	1	2	-	-	4	424	-	-	-	875	-	-	-	-	-
11	Kirkman James	12	-	-	250	20	-	2	1	1	-	-	-	-	240	-	-	-	120	160	-	-	-	-
12	Stockton James	50	35	12	3000	100	100	2	-	1	-	-	-	-	530	-	30	-	50	-	-	-	-	-
13	King Isaac	10	-	-	300	25	-	1	-	1	-	-	-	-	100	-	-	-	400	-	-	-	-	-
14	Galbraith Abner	25	185	-	2500	150	-	2	3	3	-	2	-	20	350	-	-	-	50	-	-	-	-	-
15	Adams Isaac	38	-	-	750	50	-	6	-	2	-	-	-	10	400	-	-	-	900	-	-	-	-	-
16	Mason Thompson	80	44	-	6000	200	300	3	-	7	-	12	-	45	667	-	225	-	-	-	-	-	-	-
17	Andrews Samuel	4	36	-	200	15	-	3	-	3	-	2	-	9	250	-	30	-	140	-	-	-	-	-
18	Blackman James	13	65	-	5300	160	80	3	-	2	-	13	12	9	525	-	350	-	1935	250	-	-	-	-
19	Lee James	16	62	-	2000	100	50	2	-	2	2	2	4	12	372	-	50	-	300	100	-	-	-	-
20	Lee John	12	-	-	300	25	-	2	-	3	-	3	-	7	250	-	-	-	300	-	-	-	-	-
21	Johnson Joseph	16	24	-	400	25	25	6	1	2	1	3	7	20	600	-	-	-	400	-	-	-	-	-
22	Blake Alg	60	100	-	8000	200	50	3	-	4	-	15	-	20	500	-	218	-	500	100	-	-	-	-
23	McFarland George	47	-	-	700	100	150	4	1	3	-	4	-	24	480	-	-	-	400	-	-	-	-	-
24	Wilkinson Thomas	26	-	-	300	50	-	2	-	3	-	3	-	8	310	-	48	-	450	50	-	-	-	-
25	Calkins John	40	30	25	4000	30	400	3	-	4	-	3	-	11	460	-	-	-	650	300	-	-	-	-
26	Gordon Thomas	5	-	-	1000	75	20	1	2	3	-	4	-	-	300	-	-	-	-	-	-	-	-	-
27	Latwood William	15	-	-	1000	75	-	2	-	2	-	1	-	1	270	-	25	-	150	-	-	-	-	-
28	Gardner James	60	60	5	10000	150	60	2	1	3	-	5	-	6	400	-	225	-	450	50	-	-	-	-
29	Hooper Spencer	60	40	60	8000	100	100	6	-	2	2	5	-	20	500	-	34	-	500	100	-	-	-	-
30	Stephens Lucinda	24	66	400	4000	50	30	7	-	17	-	38	12	60	1000	-	-	-	200	350	-	-	-	-
31	Cox Nathan	65	55	40	3000	150	25	8	-	5	-	6	20	20	800	-	60	-	750	150	-	-	-	-
32	McFarland John	20	40	-	600	125	70	2	-	-	-	-	-	2	200	-	-	-	400	-	-	-	-	-
33	Keyshner John	16	64	-	1200	125	50	2	2	1	-	-	-	-	425	-	-	-	330	-	-	-	-	-
34	Layton John	11	30	-	400	30	-	3	-	2	-	2	-	9	190	-	-	-	100	-	-	-	-	-
35	Selars William	25	35	-	1200	25	-	-	-	-	-	-	-	6	10	-	6	-	100	-	-	-	-	-
36	Aldridge Levi	30	-	-	900	-	-	-	-	-	2	-	-	-	60	-	100	-	200	-	-	-	-	-
37	Saffery Thomas	20	-	-	400	25	-	2	-	1	2	1	-	12	200	-	50	-	250	-	-	-	-	-
38	Keyshner Thomas	60	140	-	3000	100	100	-	2	4	-	6	8	19	400	-	75	-	500	-	-	-	-	-
39	Jarrett David	41	80	-	2400	75	15	-	2	2	-	-	6	30	300	-	70	-	500	300	-	-	-	-
40	Robinson William	40	80	-	2400	100	-	6	-	1	4	1	25	15	569	-	20	-	600	200	-	-	-	-
		1352	1580	354	88760	3345	3700	124	18	102	23	157	102	470	14904	2394		17465	2650				200	

State of Missouri, enumerated by me on the 12th, 13th and 14th day of July, 1870.
W. B. Hubbard, Ass't Marshal.

YEAR ENDING JUNE 1, 1870.

1	2	3	POTATOES.		Orchard products.	Wine.	Produce of Market Gardens.	DAIRY PRODUCTS.				SEED.				SUGAR.				BEES.		Forest products.	Value of Home Manufactures.	Value of animals slaughtered or sold for slaughter.	Estimated value of stock, including herds, teams and additions to stock.	TOTAL VALUE.	1								
			Lbs.	Bush.				Dolls.	Gallons.	Dolls.	Lbs.	Lbs.	Gallons.	Tons.	Bush.	Bush.	Lbs.	Tons.	Lbs.	Bush.	Lbs.							Hhds. (1,000 lbs.)	Gallons.	Lbs.	Lbs.	Dolls.	Dolls.	Dolls.	Dolls.
25	26	27	28	29	30	31	32	33	34	35	36	37	38	39	40	41	42	43	44	45	46	47	48	49	50	51	52								
—	—	—	25	—	—	—	—	—	—	—	—	—	—	—	—	—	—	—	—	—	—	—	—	—	—	—	80	600	1						
—	—	8	30	30	—	—	—	—	—	—	—	—	—	—	—	—	—	—	—	—	—	—	—	—	—	—	64	800	2						
—	—	—	20	—	—	—	—	25	—	—	—	—	—	—	—	—	—	—	—	—	30	—	—	—	—	—	84	376	3						
—	—	—	100	—	—	—	—	—	—	—	—	—	—	—	—	—	—	—	—	—	—	—	100	—	—	—	80	915	4						
—	—	—	50	20	—	—	—	—	—	—	3	—	—	—	—	—	—	—	—	—	—	—	—	—	—	—	96	427	5						
—	—	—	100	—	—	—	—	—	—	—	3	—	—	—	—	—	—	—	—	—	—	—	—	—	—	—	115	912	6						
—	—	—	25	10	5	—	—	—	—	—	—	—	—	—	—	—	—	—	—	—	—	—	—	—	—	—	80	722	7						
—	—	—	100	25	—	—	—	175	—	—	1	—	—	—	—	—	—	—	—	—	—	—	—	—	—	—	40	918	8						
—	—	—	100	—	100	—	—	—	—	—	—	—	—	—	—	—	—	—	—	—	—	—	—	—	—	—	21	300	9						
—	—	—	60	15	—	—	—	—	—	—	—	—	—	—	—	—	—	—	—	—	—	—	—	—	—	—	6	630	10						
—	—	—	500	30	7 1/2	16	50	—	—	—	—	—	—	—	—	—	—	—	—	—	—	—	—	—	—	—	25	550	11						
—	—	—	40	—	—	—	—	—	—	—	—	—	—	—	—	—	—	—	—	—	—	—	—	—	—	—	—	16	593	12					
—	—	—	20	—	—	—	—	—	—	—	5	—	—	—	—	—	—	—	—	—	—	—	—	—	—	—	—	60	320	13					
—	—	—	10	—	—	—	—	—	—	—	—	—	—	—	—	—	—	—	—	—	—	—	—	—	—	—	—	96	300	14					
—	—	—	60	35	50	—	—	—	—	—	—	—	—	—	—	—	—	—	—	—	—	—	—	—	—	—	—	168	863	15					
—	—	—	10	—	—	—	—	—	—	—	—	—	—	—	—	—	—	—	—	—	—	—	—	—	—	—	—	64	300	16					
—	—	—	30	15	25	—	—	200	—	—	4	—	—	—	—	—	—	—	—	—	—	—	—	—	—	—	—	18	625	17					
—	8	—	25	—	—	—	—	85	—	—	—	—	—	—	—	—	—	—	—	—	—	—	—	—	—	—	—	30	1827	18					
—	—	—	10	6	—	—	—	20	—	—	—	—	—	—	—	—	—	—	—	—	—	—	—	—	—	—	—	8	300	19					
—	—	—	20	5	—	—	—	20	—	—	—	—	—	—	—	—	—	—	—	—	—	—	—	—	—	—	—	80	360	20					
—	—	—	75	5	—	—	—	—	—	—	—	—	—	—	—	—	—	—	—	—	—	—	—	—	—	—	—	—	160	562	21				
—	—	—	40	15	—	—	—	—	—	—	—	—	—	—	—	—	—	—	—	—	—	—	—	—	—	—	—	60	725	22					
—	—	—	60	—	—	—	—	50	—	—	—	—	—	—	—	—	—	—	—	—	—	—	—	—	—	—	—	72	500	23					
—	—	—	150	—	50	—	—	25	—	—	2	—	—	—	—	—	—	—	—	—	—	—	—	—	—	—	—	94	645	24					
—	—	—	—	—	—	—	—	—	—	—	—	—	—	—	—	—	—	—	—	—	—	—	—	—	—	—	—	24	614	25					
—	—	—	20	—	—	—	—	80	—	—	2	—	—	—	—	—	—	—	—	—	—	—	—	—	—	—	—	40	600	26					
—	—	—	20	16	100	—	—	50	—	—	5	—	—	—	—	—	—	—	—	—	—	—	—	—	—	—	—	100	1300	27					
—	—	—	100	20	100	—	—	—	—	—	5	—	—	—	—	—	—	—	—	—	—	—	—	—	—	—	—	—	84	886	28				
—	—	—	30	—	100	—	—	50	—	50	15	—	—	—	—	—	—	—	—	—	—	—	—	—	—	—	—	50	888	29					
—	—	—	20	5	120	—	—	80	—	—	4	—	—	—	—	—	—	—	—	—	—	—	—	—	—	—	—	100	867	30					
—	—	—	75	—	—	—	—	—	—	—	—	—	—	—	—	—	—	—	—	—	—	—	—	—	—	—	—	—	6	797	31				
—	—	—	50	—	—	—	—	—	—	—	—	—	—	—	—	—	—	—	—	—	—	—	—	—	—	—	—	—	40	350	32				
—	—	—	10	—	—	—	—	—	—	—	—	—	—	—	—	—	—	—	—	—	—	—	—	—	—	—	—	—	60	300	33				
—	—	—	—	—	—	—	—	—	—	—	—	—	—	—	—	—	—	—	—	—	—	—	—	—	—	—	—	—	100	180	34				
—	—	—	20	—	—	—	—	—	—	—	—	—	—	—	—	—	—	—	—	—	—	—	—	—	—	—	—	—	64	139	35				
—	—	—	—	—	—	—	—	—	—	—	—	—	—	—	—	—	—	—	—	—	—	—	—	—	—	—	—	—	48	258	36				
—	17	—	20	8	10	—	—	20	—	—	3	—	—	—	—	—	—	—	—	—	—	—	—	—	—	—	—	—	4	80	396	37			
—	—	—	40	40	—	—	—	—	—	—	—	—	—	—	—	—	—	—	—	—	—	—	—	—	—	—	—	—	—	120	648	38			
—	40	—	50	—	—	—	—	—	—	—	—	—	—	—	—	—	—	—	—	—	—	—	—	—	—	—	—	—	60	756	39				
—	50	—	50	20	—	—	—	50	—	—	—	—	—	—	—	—	—	—	—	—	—	—	—	—	—	—	—	—	50	100	780	40			
115	8	2160	2160	320	667 1/2	16	50	830	55	47																	305	575	150	3349	25229				

* This will include only such cheese as is made upon the farm. Milk sent to cheese factories will be regarded as milk sold off the farm.

SCHEDULE 3.—Productions of Agriculture in *Campbell Township*, in the County of *Greene*

Post Office: *Springfield*



Name of Agent, Owner, or Manager.	ACRES OF LAND.			PRESENT CASH VALUE.			Total amount of wages paid during the year, including value of board.	LIVE STOCK, JUNE 1, 1870.							PRODUCE DURING THE YEAR.										
	Improved.	UNIMPROVED.		Of farm.	Of farming implements and machinery.	Dolls.		Dolls.	Horses.	Mules and Asses.	Milch Cows.	Working Oxen.	Other Cattle.	Sheep.	Swine.	Value of All live stock.	WHEAT.		Rye.	Indian Corn.	Oats.	Barley.	Buckwheat.	Rice.	Tobacco.
		No.	Wood-land.														Other unimproved.	No.							
1	2	3	4	5	6	7	8	9	10	11	12	13	14	15	16	17	18	19	20	21	22	23	24		
Roberts William	60	60	—	2400	250	50	10	4	5	—	12	21	18	1000	—	127	—	600	100	—	—	—	—	—	1
Hodges Thomas	50	110	—	2500	100	—	3	1	2	—	2	—	12	450	—	—	—	150	300	—	—	—	—	—	2
Booth Wadde	12	—	—	8000	25	500	1	—	1	—	—	—	1	170	—	—	—	100	—	—	—	—	—	—	3
Waid Ann	82	—	—	800	100	—	2	—	2	—	—	—	—	180	—	110	—	500	—	—	—	—	—	—	4
Blackman Reuben	17	—	—	600	25	—	2	—	1	—	—	—	17	150	—	—	—	300	—	—	—	—	—	—	5
Beliny Sarah	100	20	—	5000	80	—	9	0	3	—	1	8	13	525	—	—	—	360	360	—	—	—	—	—	6
Fisher William	33	—	—	350	25	—	2	2	1	—	—	—	—	400	—	—	—	300	—	—	—	—	—	—	7
Stanley William	16	—	—	400	75	—	3	—	3	—	3	—	15	800	—	—	—	240	50	—	—	—	—	—	8
Loney Leary	40	—	—	1200	75	50	2	—	2	—	—	—	6	200	—	—	—	500	100	—	—	—	—	—	9
Torrance Jameson	30	—	—	1300	100	—	4	—	3	—	5	—	20	400	—	60	—	500	100	—	—	—	—	—	10
Summers Isaac	8	—	—	5000	50	100	—	—	2	—	—	—	1	90	—	—	—	50	—	—	—	—	—	—	11
Simmons Martha	25	—	—	1000	100	60	2	—	2	—	2	—	—	200	—	—	—	375	200	—	—	—	—	—	12
Den Brock John	20	—	—	2000	100	—	2	—	2	—	—	—	—	360	—	—	—	400	—	—	—	—	—	—	13
Beaudin Collins	80	100	—	3000	360	10	9	—	6	—	12	—	30	810	—	50	—	600	600	—	—	—	—	—	14
Rountree Margaret	45	50	—	3600	130	200	2	—	3	—	3	—	6	320	—	—	—	200	—	—	—	—	—	—	15
Shuckley Benjamin	30	40	—	1800	50	—	4	1	3	—	3	—	12	300	—	150	—	400	—	—	—	—	—	—	16
Shuckley DeWitt	25	15	—	800	40	—	4	—	3	—	3	—	8	280	—	40	—	600	—	—	—	—	—	—	17
Orsten Samuel	150	210	40	10000	300	75	9	4	6	—	8	35	75	1400	—	300	—	1000	750	—	—	—	—	—	18
Rice Columbus	60	—	—	1300	200	28	4	—	1	—	—	—	6	450	—	90	—	600	400	—	—	—	—	—	19
Crans William	10	—	—	130	25	—	—	—	1	—	—	—	6	7	50	—	—	200	—	—	—	—	—	—	20
Patterson Edward	8	—	—	160	25	—	—	—	1	—	—	—	—	25	—	—	—	150	—	—	—	—	—	—	21
Hoff Isaac	30	50	—	2400	100	100	3	—	2	—	3	—	6	300	—	—	—	200	—	—	—	—	—	—	22
Nash Rodney	35	45	—	2800	50	50	4	2	5	—	7	—	—	475	—	70	—	225	—	—	—	—	—	—	23
Ritter William	5	75	—	800	25	—	1	—	1	—	1	—	—	100	—	—	—	—	—	—	—	—	—	—	24
Boyd Gonda	12	—	—	180	60	—	6	—	3	—	7	4	13	450	—	—	—	200	—	—	—	—	—	—	25
Westonland Henry	230	370	—	2000	200	400	7	3	3	6	20	—	50	1500	—	300	—	1000	1000	—	—	—	—	—	26
Carmon Keuchen	15	—	—	600	10	—	3	1	2	—	1	—	10	230	—	30	—	200	100	—	—	—	—	—	27
Coates Silman	100	100	60	8200	50	150	4	1	3	—	4	—	10	500	—	80	—	300	150	—	—	—	—	—	28
Zorman Robert	10	—	—	400	25	—	2	—	2	—	2	—	—	120	—	—	—	300	—	—	—	—	—	—	29
Stephens Claiborne	30	—	—	1000	25	—	2	—	2	—	3	—	4	150	—	—	—	500	—	—	—	—	—	—	30
Cravens William	70	20	—	4000	300	150	3	—	2	—	3	—	11	390	—	28	—	600	125	—	—	—	—	—	31
Woods Samuel	100	160	—	8000	200	90	6	2	2	—	3	16	30	900	—	—	—	1000	500	—	—	—	—	—	32
Edmondson Sarah	40	40	—	1200	125	—	5	4	—	—	6	11	16	750	—	136	—	300	35	—	—	—	—	—	33
Edmondson Robert	40	—	—	1200	125	—	3	—	2	—	5	—	7	410	—	52	—	200	—	—	—	—	—	—	34
McCracken John	100	—	—	6000	350	100	10	1	4	2	5	—	12	885	—	350	—	1500	200	—	—	—	—	—	35
McCracken Brown	53	—	—	3150	—	—	1	—	—	—	—	—	—	60	—	72	—	500	78	—	—	—	—	—	36
McMen James	40	—	—	1600	100	—	2	—	1	—	1	—	10	200	—	39	—	800	200	—	—	—	—	—	37
McClary John	70	10	—	6500	100	210	4	4	5	—	4	—	8	860	—	—	—	500	250	—	—	—	—	—	38
Winterstein John	75	—	—	3000	100	90	2	1	2	—	2	—	5	342	—	—	—	1500	—	—	—	—	—	—	39
Amos David	18	—	62	1600	70	30	3	3	3	—	4	—	9	255	—	36	—	800	80	—	—	—	—	—	40
		1946	1475	160	126420	4332	2463	145	31	97	8	47	101	450	17139	2120		15750	3623						

State of Missouri, enumerated by me on the 14th, 15th and 16th days of July, 1870.
W. B. Hubbard, Ass't Marshal.

YEAR ENDING JUNE 1, 1870.

No.	Cotton. Bales (40 lbs.)	Wool. Lbs.	Peas and Beans. Bush.	POTATOES.		Orchard products. Dolls.	Wine. Gallons.	Produce of Market Gardens. Dolls.	DAIRY PRODUCTS.			SEED.			SUGAR.					BEES.		Forest products. Dolls.	Value of Home Manufactures. Dolls.	Value of animals slaughtered for slaughter. Dolls.	Estimated value of all farm production, including bet-terms and additions to stock. Dolls.	TOTAL VALUE. Dolls.															
				Irish. Bush.	Sweet. Bush.				Butter. Lbs.	Cheese.* Lbs.	Milk sold. Gallons.	Hay. Tons.	Clover. Bush.	Grass. Bush.	Hops. Lbs.	Hemp. Tons.	Flax. Lbs.	Flax-seed. Bush.	Silk cocoons. Lbs.	Maple. Lbs.	Cane. Hhds. (1,000 lbs.)						Molasses. Gallons.	Wax. Lbs.	Honey. Lbs.												
																														25	26	27	28	29	30	31	32	33	34	35	36
1				25		60			10		8																			30				25	160	1084					
2				30							5																			20					80	447					
3				300	10																														14	268					
4				24	16																									10					90	560					
5				8																																60	274				
6				10																																64	503				
7				20																																	270				
8				10																																96	332				
9				6																																20	396				
10				20																																100	577				
11				400	20																																268				
12				20																																67	418				
13																																				64	376				
14				120	20	100			80		4																			200					192	1333					
15				100		15	10																													100	379				
16				40		150			35		15																									60	803				
17			1	8		50			100		2																									23	15	86	647		
18				10	30	75			100		10																									100	25	504	2184		
19				50																																	72	762			
20				8																																	48	192			
21				20																																	76	172			
22				30		30																															80	333			
23				75		30																															40	387			
24				6																																	28	50			
25					25	10																															40	275			
26				50	10						100																										400	3138			
27				20																																		26			
28				25																																		160	1000		
29				10																																		209			
30				12	4																																36	408			
31				8					40		15																										200	900			
32			30	10		100			40		5																										200	1334			
33				10		200					5																									30	156	916			
34				17																																	72	330			
35				30	30	500					7																										360	2318			
36				15	10																																72	491			
37				10																																	72	699			
38				115	15				150																												120	684			
39				5																																		978			
40				7																																	80	359			
			30	1704	210	1360	10		555		201																									300	100	95	400	450	27296

* This will include only such cheese as is made upon the farm. Milk sent to cheese factories will be regarded as milk sold off the farm.

SCHEDULE 3.—Productions of Agriculture in Campbell Parish in the County of Greene, in the

Post Office: Springfield

Name of Agent, Owner, or Manager.	ACRES OF LAND.			PRESENT CASH VALUE.		Total amount of wages paid during the year, including value of board.	LIVE STOCK, JUNE 1, 1870.								PRODUCE DURING THE YEAR.									
	Improved.	UNIMPROVED.		Of farm.	Of farming implements and machinery.		Horses.	Males and Asses.	Milk Cows.	Working Oxen.	Other Cattle.	Sheep.	Swine.	Value of ALL live stock.	WHEAT.			Indian Corn.	Oats.	Barley.	Buckwheat.	Rice.	Tobacco.	
		Wood-land.	Other unimproved.												Dolls.	Dolls.	No.							No.
1	2	3	4	5	6	7	8	9	10	11	12	13	14	15	16	17	18	19	20	21	22	23	24	
Langston Howard	25	33	—	2000	125	—	2	—	2	2	—	—	13	250	—	—	—	300	100	—	—	—	—	1
Stickland Paris	30	40	30	2400	100	30	3	—	1	—	3	—	23	430	—	83	—	700	20	—	—	—	300	2
Brown Joseph	20	40	60	1800	120	125	5	—	1	—	4	—	30	440	—	—	—	500	200	—	—	—	—	3
Adams Lehigh	30	90	—	2500	50	—	4	3	3	—	3	10	30	548	—	70	30	430	120	—	—	—	—	4
Shockey John	15	—	—	300	—	30	—	2	1	—	—	—	—	123	—	—	—	100	—	—	—	—	—	5
Bodenhamer Joseph	20	60	—	1200	100	—	5	1	2	—	—	—	12	400	—	—	—	400	—	—	—	—	—	6
Chrisman William	50	—	—	750	100	17	2	—	3	—	5	7	20	380	—	100	10	400	160	—	—	—	—	7
Bodenhamer Thomas	70	130	—	3000	150	45	2	2	2	2	10	7	15	600	—	170	10	250	150	—	—	—	—	8
Bodenhamer Martin	72	230	—	4000	130	45	2	2	2	2	10	10	15	600	—	170	10	250	150	—	—	—	—	9
Bodenhamer Andrew	60	100	—	2500	125	—	3	—	4	—	6	13	8	430	—	70	—	250	150	—	—	—	—	10
Combs Martin	25	13	—	500	20	—	2	—	1	—	1	3	10	200	—	50	—	100	—	—	—	—	—	11
Chrisman George	16	64	—	800	30	—	1	1	1	—	4	13	14	130	—	40	—	200	80	—	—	—	—	12
Webb James	30	140	—	3800	300	—	4	6	2	—	2	8	40	830	—	70	—	400	300	—	—	—	—	13
Hayden Reason	35	45	—	1000	50	4	2	1	3	—	2	9	6	238	—	44	—	150	75	—	—	—	—	14
Webb Thomas	45	95	—	1600	100	50	2	1	3	—	2	19	23	360	—	40	—	500	300	—	—	—	—	15
Bohem Jesse	60	60	—	3000	160	100	3	—	2	—	2	13	15	392	—	53	—	240	200	—	—	—	—	16
Donham William	80	—	—	4000	100	—	2	—	2	—	—	—	—	280	—	—	—	1600	—	—	—	—	—	17
Bargle Abert	33	31	—	1800	100	—	3	—	2	—	4	18	12	340	—	120	—	600	—	—	—	—	—	18
Parsley William	20	20	—	800	100	100	3	1	2	—	—	—	10	825	—	—	—	250	—	—	—	—	—	19
Parsley James	73	100	—	4000	70	70	3	1	3	4	7	13	26	547	—	317	—	400	—	—	—	—	—	20
Kimmick Robert	29	38	—	500	30	25	2	—	—	—	—	7	7	40	—	15	—	100	—	—	—	—	—	21
Parsley John	75	85	—	4000	50	40	4	3	3	—	3	30	25	700	—	200	—	600	100	—	—	—	—	22
Stend James	15	—	—	600	15	—	1	—	—	—	—	—	4	70	—	—	—	200	—	—	—	—	—	23
Langston Bryan	20	80	—	1000	75	100	3	—	2	—	3	—	12	330	—	40	—	300	—	—	—	—	—	24
Gault Walter	75	90	—	4125	160	160	2	—	3	—	6	27	23	397	—	53	—	300	—	—	—	—	—	25
Reese Martha	10	—	—	150	40	70	1	—	2	—	1	—	4	135	—	—	—	—	—	—	—	—	—	26
Thomas William	14	—	—	175	90	—	2	—	1	—	—	4	2	170	—	—	—	150	140	—	—	—	—	27
Gault Harvey	60	120	—	3000	125	—	6	6	4	—	8	36	24	1400	—	150	—	900	300	—	—	—	—	28
Bristol William	16	74	—	800	25	—	2	—	1	—	2	—	4	125	—	—	—	75	—	—	—	—	—	29
Wroughton Edmund	15	65	—	800	100	—	2	—	2	4	2	25	24	350	—	—	—	250	—	—	—	—	—	30
Harris Pinkney	7	19	—	800	25	—	1	—	2	—	—	12	10	200	—	100	—	150	—	—	—	—	—	31
Turner Nathan	30	50	—	1200	75	—	2	5	4	2	3	8	20	800	—	—	—	100	500	—	—	—	—	32
Felder Thompson	63	—	15	1600	100	—	4	—	—	—	—	—	15	390	—	—	—	300	100	—	—	—	—	33
Daral Cyrus	93	27	—	2500	—	—	1	1	2	—	2	—	12	300	—	600	—	200	—	—	—	—	—	34
Wynley George	15	15	—	200	—	—	—	—	—	—	—	—	—	—	—	40	—	50	—	—	—	—	—	35
G. Leon Joshua	40	60	60	2500	100	50	2	2	6	3	3	20	15	720	—	30	—	500	200	—	—	—	—	36
Scott John	96	—	—	3000	125	50	4	5	4	—	4	11	25	900	—	250	—	1200	300	—	—	—	—	37
Merritt Washington	150	40	30	1400	225	200	8	17	3	—	8	—	24	1468	—	600	—	1000	100	—	—	—	—	38
Appell Frank	63	—	—	2275	15	—	—	—	—	—	—	—	—	—	—	—	—	800	100	—	—	—	—	39
Endzel Thomas	87	—	—	1295	15	—	—	—	—	—	—	—	—	—	—	—	—	300	100	—	—	—	—	40

1794 2015 195 86370 3407 1271 102 60 83 19 112 244 572 1640 3477 80 15215 3743 370

State of Missouri, enumerated by me on the 18th, 19th and 20th day of July, 1870.
W. B. Hayward, Ass't Marshal.

YEAR ENDING JUNE 1, 1870.

Cotton.	Wool.	Pens and Bams.	POTATOES.		Orchard products.	Wine.	Produce of Market Gardens.	DAIRY PRODUCTS.			SEED.			SUGAR.			BEES.		Forest products.	Value of Home Manufactures.	Value of animals slaughtered or sold for slaughter.	Estimated value of stock, including but-terms and addi-tions to stock.								
			Lbs.	Bush.				Butter.	Cheese*	Milk sold.	Hay.	Clover.	Grass.	Hoys.	Hemp.	Flax.	Flax-seed.	Silk cocoons.					Maple.	Cane.	Molasses.	Wax.	Honey.			
Bales (50 lbs.)	Lbs.	Bush.	Bush.	Bush.	Dolls.	Gallons.	Dolls.	Lbs.	Lbs.	Gallons.	Tons.	Bush.	Bush.	Lbs.	Tons.	Lbs.	Bush.	Lbs.	Hds. (1,000 lbs.)	Gallons.	Lbs.	Lbs.	Dolls.	Dolls.	Dolls.	Dolls.				
25	26	27	28	29	30	31	32	33	34	35	36	37	38	39	40	41	42	43	44	45	46	47	48	49	50	51	52			
1			20	10																						80	364	1		
2			100	10	6			50												40						108	860	2		
3			50	15				100																			172	697	3	
4			30		15			50			2														10	70	672	4		
5			20				10	130																			60	194	5	
6			50					50			8																100	536	6	
7			15					20												60	60						96	613	7	
8			5	12	13						8										12				80	200	883	8	8	
9				12	15						8										12				15	200	720	9	9	
10			25	15	25																20				15	64	496	10	10	
11																									4	48	200	11	11	
12			50	10																	35				40	64	389	12	12	
13	35	5	50	20	50						2										60				37	128	908	13	13	
14	15																				10				10	52	276	14	14	
15	40		50	5																	30				45	144	761	15	15	
16	16		20	20				50													131	40		12	100	491	16	16		
17			110	10				50																		100	1240	17	17	
18			10	15																	160				14	80	746	18	18	
19			80																							96	386	19	19	
20	13		30					50													20	40		15	172	843	20	20		
21	15		8	10																	12			15	24	190	21	21		
22	40		25					100													80				30	168	1018	22	22	
23																										40	174	23	23	
24			10																							64	351	24	24	
25	50		100	75							25										40	20		50	192	1143	25	25		
26			40								1														18	60	127	26	26	
27			15																									178	27	27
28	80		30	20				100			4										75			63	160	1468	28	28		
29			20	15																	15							114	29	29
30																									80	48	298	30	30	
31			25	10																	4				42	96	383	31	31	
32			20	10																						120	527	32	32	
33	20		50																			150		8	90	484	33	33		
34			10																									705	34	34
35			10																									71	35	35
36	25		20	20				50														60			22	100	739	36	36	
37	17		40	15																	20					160	1403	37	37	
38			75	40																							308	1851	38	38
39			10																									218	39	39
40			10																									218	40	40
	366	5	1195	369	126	126	10	800			58									596		250		115	5964	23979				

* This will include only such cheese as is made upon the farm. Milk sent to cheese factories will be regarded as milk sold off the farm.

SCHEDULE 3.—Productions of Agriculture in Campbell Township, in the County of Greene

Post Office: Springfield



Name of Agent, Owner, or Manager.	ACRES OF LAND.			PRESENT CASH VALUE.			Total amount of wages paid during the year including value of board.	LIVE STOCK, JUNE 1, 1870.							PRODUCE DURING THE YEAR.										
	Improved.	UNIMPROVED.		Of farm.	Of farming implements and machinery.	Dolls.		Dolls.	Horses.	Mules and Asses.	Milch Cows.	Working Oxen.	Other Cattle.	Sheep.	Swine.	Value of All Live Stock.	WHEAT.		Rye.	Indian Corn.	Oats.	Barley.	Buckwheat.	Rice.	Tobacco.
		No.	Wood-land.														Other unimproved.	Spring.							
1	2	3	4	5	6	7	8	9	10	11	12	13	14	15	16	17	18	19	20	21	22	23	24		
1 Pharis Lewis	80			1600	100	100	2		3		50		10	800		60		1500	300						1
2 Norberry Bradford	60	40		2500	75	200	2		3		4		21	316				600	150						2
3 Hancock Wilson	10			300	10		1						3	50				200							3
4 McEaha William	2 1/2			100			4						1	242											4
5 Mathews Martha	40	10	80	3000	20		3		1		2	6	13	244				400							5
6 Reese Elizabeth	35			800	75		4							200		50		300							6
7 Ingram Martin	120	100		5400	300	350	3	1	3	0			70	650		200		1000	50						7
8 Spinkman Francis	50			2000	125		4	1	2		2		3	568				1000	100						8
9 Morton Joseph	60	340		7000	250	150	4		4	2	15	10	33	1220		100		900	400						9
10 Overstreet Thomas	40			1200	25	15	2		2				21	276		80		600	600						10
11 Boyd Essie	15			450	25		2		1				10	100				500							11
12 Thomas James	95			3000	100	3	5	2	6		6	21	21	800		170		800	600						12
13 Lassly Madison	40			1200	100		2							200				1000							13
14 Jeffries William	160	40		7000	260	250	3		7	4	10		30	728		370		850	300						14
15 Almond James	36			700	100		4		2		2		25	380		70		400	50						15
16 Munier John	30			600	100		2							200				350							16
17 Overstreet Henry	12			180	60		2		1				8	225				100							17
18 Messick William	18			360	60		1		1		2		1	100				350							18
19 Martin Joseph	4			40	50			2	1				10	250				50							19
20 Ingram Martin	107	200		6000	250		1		3	1				109		440		700	350						20
21 Shors James	13			225			1							160				300	40						21
22 Sluder Isaac	28	52		1000	100		3	1	1	1	3		20	366		31		200	120						22
23 Sluder Elizabeth	10	42		1000	25				2				10	100				160							23
24 Estinger Sandy	5			60	50								30	75				100							24
25 Erby John	30	50		1000	75	15	5	1	2	4	5		20	507		130		200	25						25
26 Erby Samuel	10			100	15		1		2		4		12	175				150	100						26
27 Overstreet Clayton	50	70		1800	125	125	1	6	2		2		35	768		110		300	130						27
28 Low William	15			300	35		5	1	3		2		1	335				300							28
29 Creson George	40	60		2000	30	25	3	2	3		5		25	475		120		400	140						29
30 Keston Brandon	13			400	200		4	3	2				16	600				200	100						30
31 Hickman Henry	16	34		500	50		1				1		10	50		40		150							31
32 Hickman Isaac	10			100	10		2						7	175											32
33 Hickman William	16			160			2				1		2	120											33
34 Rubin John	30	50		1000	75	50	4	1	2		3	8	20	454		100		250	50						34
35 Rathbone Thomas	50	90		2500	300	150		7	3		10		16	1000		100		200							35
36 Thomas Jackson	100	100		3000	200		6	1	4	2	15	40	25	1000		100	40	1000	400						36
37 McClracken Albin	45			720	125	50	2		2		2		11	221		62		400	75						37
38 Lester Joseph	40	40		1600	125	50	1	3	2		3	15	30	525		30		400	40						38
39 Bumbler George	12	28		500	40	8	1	3	1	2	3		10	305		42		100							39
40 Lewis James	20	95		1600	80	100	2		3		3	4	10	812		43		150	75						40
				1522	1001	80	62	99	35	74	16	156	115	590		2588	40	16560	4215						

State of Missouri, enumerated by me on the 21st 21st and 22nd day of July, 1870.

W. B. Hubbard, Ass't Marshal.

YEAR ENDING JUNE 1, 1870.

	COTTON																									TOTAL VALUE.				
	Cotton. Bales (450 lbs.)	Wool. Lbs.	Peanut Beans. Bush.	POTATOES.		Orchard products. Dolls.	Wine. Gallons.	Produce of Market Gardens. Dolls.	DAIRY PRODUCTS.			SEED.			Hops. Lbs.	Hemp. Tons.	Flax. Lbs.	Flax seed. Bush.	Silk cocoons. Lbs.	SUGAR.		Molasses. Gallons.	BEES.		Forest products. Dolls.	Value of Home Manufactures. Dolls.	Value of animals slaughtered or sold for slaughter. Dolls.	Estimated value of all farm produc- tion, including per- centage of addi- tions to stock. Dolls.		
				Irish. Bush.	Sweet. Bush.				Butter. Lbs.	Cheese.* Lbs.	Milk sold. Gallons.	Hay. Tons.	Clover. Bush.	Grass. Bush.						Maple. Lbs.	Cane. Hhds. (1,000 lbs.)		Wax. Lbs.	Honey. Lbs.						
25	26	27	28	29	30	31	32	33	34	35	36	37	38	39	40	41	42	43	44	45	46	47	48	49	50	51	52			
1			20	12																						150	1386	1		
2			15					5													12					192	681	2		
3																										40	170	3		
4			200																								148	4		
5	28		12		10																				10	36	362	5		
6																											32	297	6	
7			10								15																120	1232	7	
8			50	75																	40					120	991	8		
9			90	25	200																				15	3770	5119	9		
10			40																							100	687	10		
11			20																									330	11	
12			70	30							10										40					40	1242	12		
13																												600	13	
14			2	60	50	50		25																	18	351	1720	14		
15				10																							112	518	15	
16			5	1																	10					40	300	16		
17			50	15																							56	201	17	
18			10																								56	291	18	
19			100		25			25			5														30		89	319	19	
20			20																								48	978	20	
21				12																						15	100	383	21	
22			20																						20		40	323	22	
23			30	15																						7	40	393	23	
24			25	10	17																						80	194	24	
25			250	50	30						1													10		156	725	25		
26			10								1															4	72	232	26	
27			20	10	30						9																160	728	27	
28																											24	271	28	
29																											168	641	29	
30																											20	293	30	
31			5	5																							108	252	31	
32			10																								48	88	32	
33			10																								60	89	33	
34			20	15	4																						112	489	34	
35			20		30																						100	610	35	
36			10		15																					40	60	288	1457	36
37			12																									336	706	37
38			20	5	30																					40	25	100	540	38
39			15	8																						20		50	235	39
40			15		25						5																11	102	398	40
	28		182	348	466		25	30		5	35										213		60		155	7576	26439			

* This will include only such cheese as is made upon the farm. Milk sent to cheese factories will be regarded as milk sold off the farm.

SCHEDULE 3.—Productions of Agriculture in *Campbell Township* in the County of *Greene*

Post Office: *Springfield*



Name of Agent, Owner, or Manager.	ACRES OF LAND.			PRESENT CASH VALUE.		Total amount of wages paid to laborers including value of board.	LIVE STOCK, JUNE 1, 1870.								PRODUCE DURING THE YEAR.								
	Improved.	UNIMPROVED.		Of farm.	Of farming implements and machinery.		Horses.	Mules and Asses.	Milch Cows.	Working Oxen.	Other Cattle.	Sheep.	Swine.	Value of ALL live stock.	WHEAT.		Rye.	Indian Corn.	Oats.	Barley.	Buckwheat.	Rice.	Tobacco.
		No.	Woodland.												Other unimproved.	Dolls.							
1	2	3	4	5	6	7	8	9	10	11	12	13	14	15	16	17	18	19	20	21	22	23	24
<i>Lewis James</i>	22	—	—	330	—	—	—	—	—	—	—	—	—	—	—	43	—	150	75	—	—	—	—
<i>Campbell Wade</i>	87	—	—	740	100	—	1	2	2	—	—	—	15	430	—	—	—	1500	—	—	—	—	
<i>Hurst Thomas</i>	140	60	—	6000	100	75	2	—	1	—	2	3	16	308	—	—	—	2275	750	—	—	—	
<i>Clark Jasper</i>	50	30	—	2400	125	100	1	—	2	—	—	—	5	125	—	—	—	750	60	—	—	—	
<i>Parker Jeremiah</i>	110	65	—	3500	85	150	5	1	6	4	19	—	14	880	—	460	—	900	350	—	—	—	
<i>Edmondson Benjamin</i>	40	100	—	2800	100	15	3	1	2	—	2	14	7	546	—	—	—	300	—	—	—	—	
<i>Edmondson William</i>	40	30	—	1000	50	25	3	—	2	—	—	—	6	230	—	—	—	300	—	—	—	—	
<i>Mullen Charles</i>	70	40	—	1100	100	—	3	—	—	—	10	—	24	550	—	180	—	1600	300	—	—	—	
<i>Edmondson Robert</i>	80	100	—	3600	225	—	2	2	1	—	—	—	—	305	—	135	—	—	—	—	—	—	
<i>Vinyard William</i>	14	—	—	140	60	—	7	—	2	—	2	—	8	640	—	—	—	150	100	—	—	—	
<i>Jarrett Parker</i>	40	—	—	450	50	50	—	2	2	—	2	—	16	234	—	236	—	300	50	—	—	—	
<i>Dyer Isaac</i>	70	44	—	3000	100	100	2	—	2	—	6	—	18	368	—	50	—	300	400	—	—	—	
<i>Lewis Ambrose</i>	80	30	—	1200	125	—	3	—	2	—	4	—	12	375	—	100	—	375	150	—	—	—	
<i>Parker Joseph</i>	50	—	—	1600	125	40	1	1	3	—	5	—	15	350	—	40	—	600	150	—	—	—	
<i>Cooper Russell</i>	60	—	—	1200	30	100	2	—	7	—	—	—	30	250	—	220	—	875	250	—	—	—	
<i>Freeman Elyia</i>	40	120	—	3000	85	—	4	—	1	—	3	9	18	415	—	—	—	400	250	—	—	—	
<i>Latham Andrew</i>	58	—	—	1600	75	—	2	—	2	—	—	—	13	212	—	60	—	925	105	—	—	—	
<i>Jarrett Higdon</i>	50	100	—	6000	210	—	2	4	1	4	3	—	20	725	—	320	—	500	50	—	—	—	
<i>Barnett Sandy</i>	45	—	—	1800	70	—	2	—	—	—	—	—	12	130	—	60	—	400	40	—	—	—	
<i>Dodson John</i>	—	—	—	—	—	—	—	—	—	—	—	—	—	—	—	—	—	—	—	—	—	—	
<i>Massy Henry</i>	41	—	—	1240	85	20	7	—	1	—	2	—	14	1061	—	84	—	600	90	—	—	—	
<i>Danforth John</i>	200	150	—	7400	175	500	5	9	6	2	25	—	50	1000	—	450	—	600	150	—	—	—	
<i>Colver Solomon</i>	45	33	—	8200	50	—	4	—	2	—	7	6	29	475	—	32	—	350	—	—	—	—	
<i>Patterson Jacob</i>	65	—	—	650	75	40	3	1	4	—	6	—	30	656	—	—	—	1000	150	—	—	—	
<i>Richard Archie</i>	60	—	—	1500	200	—	3	—	2	2	5	—	25	736	—	—	—	—	—	—	—	—	
<i>Drager Charles</i>	35	—	—	1400	100	80	1	2	2	—	4	—	10	456	—	120	—	500	80	—	—	—	
<i>Parker Joseph</i>	55	—	—	1425	100	100	3	—	4	—	5	—	—	385	—	—	—	1000	200	—	—	—	
<i>Bates Jonathan</i>	80	—	—	2400	50	—	2	—	—	—	—	—	2	160	—	—	—	1000	—	—	—	—	
<i>Jones Weston</i>	12	—	—	300	40	—	1	—	—	—	—	—	7	60	—	—	—	200	50	—	—	—	
<i>Samson James</i>	—	—	—	—	—	—	—	—	—	—	—	—	—	—	—	—	—	—	—	—	—	—	
<i>Waddill James</i>	20	60	—	240	—	—	1	—	1	—	—	—	—	125	—	—	—	250	—	—	—	—	
<i>Walter Hazen</i>	32	8	—	1000	60	50	4	9	3	6	18	28	—	800	—	100	—	300	75	—	—	—	
<i>Griffith Samuel</i>	40	—	—	1000	125	—	4	—	2	—	4	—	6	429	—	—	—	900	100	—	—	—	
<i>Griffith Jonas</i>	26	—	—	650	—	—	—	—	—	—	—	—	—	—	—	—	—	690	40	—	—	—	
<i>Clark Charles</i>	23	40	—	1000	200	150	4	—	10	—	20	14	10	600	—	—	—	500	200	—	—	—	
<i>Geig George</i>	25	15	—	1000	50	50	2	—	4	—	7	—	7	320	—	—	—	200	75	—	—	—	
<i>Dyart Francis</i>	35	65	—	1500	100	—	2	2	2	—	3	9	20	415	—	—	—	400	200	—	—	—	
<i>Dullight William</i>	35	200	—	3525	140	147	3	—	4	—	5	22	15	385	—	—	—	200	375	—	—	—	
<i>White Hardy</i>	70	30	—	2000	140	180	8	12	4	—	7	23	12	1550	—	80	—	875	—	—	—	—	
<i>Over Solomon</i>	130	270	—	10000	500	250	8	2	4	2	20	50	30	1500	—	169	—	800	80	—	—	—	

2072 1592 2990 4055 2172 110 44 86 14 184 162 539 1854 2939 2316 4925

SCHEDULE 3.—Productions of Agriculture in Campbell Township, in the County of Greene

Post Office: Springfield



Name of Agent, Owner, or Manager.	ACRES OF LAND.			PRESENT CASH VALUE.		Total amount of wages paid during the year, including value of board.	LIVE STOCK, JUNE 1, 1870.								PRODUCE DURING THE YEAR.									
	Improved.	UNIMPROVED.		Of farm.	Of farming implements and machinery.		Horses.	Mules and Asses.	Milk Cows.	Working Oxen.	Other Cattle.	Sheep.	Swine.	Value of All Live Stock.	WHEAT.		Rye.	Indian Corn.	Oats.	Barley.	Buckwheat.	Rice.	Tobacco.	
		No.	Wood-land.												Other unimproved.	Dolls.								Dolls.
1	2	3	4	5	6	7	8	9	10	11	12	13	14	15	16	17	18	19	20	21	22	23	24	
Gay Joshua	40			1600	40		2		3	2	3			267				500	60					
Quinn Isaac	12			240							1			20	42			200						
Gott Benjamin	23	33		1500	75		1		3		4			9	232		80		60	120				
Blank Oliver	25			750	70		1	1	3					2	325				375					
Thornhill William	20			700	50		1	1						5	70				200					
Thornhill James	8			240			3								130		60							
Lebanon John	25	55		2500	75		4		2		3			14	500				400					
Bell Blackstone	60	43		3500	65		5		2		7			14	360		43		400					
Sauley John	9			60			2		2		2				310				40					
McKee John	70	130		600	180		8	2	6		5	42	15	833		130		800	40					
Webb William	3			75	4				1					6	30				30					
Ritter Henry							2		2		2			230										
Lewis John	45			500	80		2		3		3			15	323		53		600	200				
Wood John	40	116		6240	100		1		2		4				178				300					
Wood John							2							800										
Campbell James	77	80		6280	300	200	2	5	7		65	11	24	1738		80		600	200					
Ritter David	23			1000	100		4		6	1					474				208					
Marshall William	6		74	1180																				
Heppner Stephen	80	83	40	6000	150	200	3		1		4			5	423		200		900	160				
Potter Mathew	15			600	60		2		1		1			2	180				450					
Martin Joseph	160	10		4800	400	300	12		3		9	30	62	1311		300		1600						
Galley William	45	30	21	2250	150	25	3		20		14				1064				300					
Stephens Lyman	30		50	2000	250	20	3	1	3	2	9			18	505				400					
Robertson John	83	15	40	6300	100	60	5	0	3		3			17	516		40		500					
Sumner Thomas	15			600	55	20	2		1		3			12	253		2		150	60				
Evans Martin	90	10		4000	125	25	9	4	5		9	15	30	977		80		1000	125					
McLuigg John	50	80	30	6400	190	60	12	9	3		6	8	18	1720		148		400	300					
Biggs Allen	190	180	10	14400	350	200	14	6	6		6	20	30	1830		92		1200	200					
Potter David	70	50		5700	80		5	6	3		12	10	30	1400		40		600	100					
Potter John	20			800	100		2								50				400					
Ragdale Nancy	3	33		1000					1		3			11	78				50					
Gregory Willie	45	84		3225	65	45	5	1	4		5			20	632		120		150	50				
Rogers Loyal	12			100			3							3	230									
Craig John	60	41		2525	60	20	1		5		4			11	258		175		540	50				
O'Day John	73	86		2500	50	123	2	2	3		5	19	23	403		300		250	100					
W. H. Hobbs	30	50		1600	125		3		3		3	10	20	525		80		300	120					
Knight Nancy	9			100					1					5	40				50					
McKee Henry	16			150							1			15	40		60		200					
McCorie James	7			140	53		4		4		2	4		10	400		33		100					
McCorie John	60	138		3860	100	150	10	3	4		1	4		23	900		60		460	50				
		1627	1351	265	9545	3594	1450	138	41	106	13	205	165	493	1950	2160		14713	2435					

State of Missouri, enumerated by me on the 23rd 26th and 27th day of July, 1870.
W. D. Hubbard, Ass't Marshal.

YEAR ENDING JUNE 1, 1870.																									TOTAL VALUE.					
Cotton.	Wool.	Pean and Beans.	POTATOES.		Orchard products.	Wine.	Produce of Market Gardens.	DAIRY PRODUCTS.			SEED.			Hops.	Hemp.	Flax.	Flax-seed.	SUGAR.	Maple.	Cane.	Molasses.	BEES.		Forest products.	Value of Home Manufactures.	Value of animals slaughtered or sold for slaughter.	Estimated value of all farm production, including betterments and additions to stock.			
			Irish.	Sweet.				Butter.	Cheese.*	Milk sold.	Hay.	Clover.	Grass.									Wax.	Honey.					Dolls.	Dolls.	
Bales (450 lbs.)	Lbs.	Bush.	Bush.	Bush.	Dolls.	Gallons.	Dolls.	Lbs.	Lbs.	Gallons.	Tons.	Bush.	Bush.	Lbs.	Tons.	Lbs.	Bush.	Lbs.	Hds. (1,000 lbs.)	Gallons.	Lbs.	Lbs.	Dolls.	Dolls.	Dolls.	Dolls.				
25	26	27	28	29	30	31	32	33	34	35	36	37	38	39	40	41	42	43	44	45	46	47	48	49	50	51	52			
1			20																								383	1		
2																											70	232	2	
3			9									5															80	338	3	
4			40	10								4																368	4	
5																					25							149	5	
6																												80	6	
7			15																		35						80	649	7	
8			75	10	100																40						198	721	8	
9			30																								28	129	9	
10			25									12													25	180	1139	10		
11																											24	57	11	
12																													12	
13			14	6																							64	617	13	
14			50		100							10													100	160	645	14		
15																													15	
16			50	10					25	40		3									50	6	10			144	1134	16		
17												4															30	249	17	
18																													18	
19			30	10	150							15									25						207	1436	19	
20																											32	338	20	
21			50	15	75		100					50									55						240	3047	21	
22			25						70	400		5														22	16	714	22	
23			300	50								8															188	825	23	
24			10	20	250				100			15												40			280	1243	24	
25			5	1																							30	197	25	
26			10						100			10									25		80				126	1207	26	
27		28	25	20	25				100			2											20		15	220	1181	27		
28		75	20	20					100			9															384	1871	28	
29		30	40		250							20															239	1351	29	
30																												240	30	
31			10																						6	40	96	31		
32			10	10	25																						80	461	32	
33																	2										16	50	33	
34			100						200												100		40				200	931	34	
35			50									2															180	756	35	
36		12	12	6																						5	96	575	36	
37																												45	37	
38																											10	48	270	38
39			10	6																	10						56	241	39	
40			15		25																						204	793	40	
	145		1300	329	1000		100	695	440			174								2					365	6	290	83	3048	24700

* This will include only such cheese as is made upon the farm. Milk sent to cheese factories will be regarded as milk sold off the farm.

SCHEDULE 3.—Productions of Agriculture in *Campbell Township*, in the County of *Greene*

Post Office: *Springfield*



Name of Agent, Owner, or Manager.	ACRES OF LAND.			PRESENT CASH VALUE.		Total amount of wages paid during the year for including value of board.	LIVE STOCK, JUNE 1, 1870.								PRODUCE DURING THE YEAR.											
	UNIMPROVED.			Of farm.	Of farming implements and machinery.		Horses.	Mules and Asses.	Milch Cows.	Working Oxen.	Other Cattle.	Sheep.	Swine.	Value of ALL live stock.	WHEAT.		Rye.	Indian Corn.	Oats.	Barley.	Buckwheat.	Rice.	Tobacco.			
	Improved.	Wood-land.	Other unimproved.												Dolls.	Dolls.								No.	No.	No.
1	2	3	4	5	6	7	8	9	10	11	12	13	14	15	16	17	18	19	20	21	22	23	24			
1	<i>Leavitt Charles</i>	25	55	-	2000	125	-	3	-	3	-	3	-	20	450		45	200							1	
2	<i>McLane Edward</i>	5	9	-	4000	60	-	3	-	2	-	2	-	-	260			30							2	
3	<i>Huddleston Henry</i>	6	-	-	200	125	-	2	-	2	-	2	-	7	288			50							3	
4	<i>Laurance George</i>	50	-	30	3500	200	-	3	-	3	-	36	-	5	760		50	80	250						4	
5	<i>Haza John</i>	70	-	-	2450	80	-	2	-	4	-	2	-	-	260			1200	500						5	
6	<i>Dammell Joseph</i>	30	-	-	1200	40	25	3	-	3	-	2	-	-	233			700							6	
7	<i>Farmer William</i>	820	320	-	35000	230	1000	1	4	3	-	18	-	20	753		767	1800							7	
8	<i>Farmers William</i>	35	45	-	2800	60	-	2	-	3	-	6	38	9	300			500	120						8	
9	<i>Roland Edmund</i>	18	-	-	524	-	-	-	-	-	-	-	-	5	15			540							9	
10	<i>Sherrin Alfred</i>	40	-	-	1600	75	-	2	-	-	-	-	-	-	150			800	60						10	
11	<i>Jagg Pinkney</i>	25	-	-	1000	-	-	-	-	2	-	2	-	-	60		20	600							11	
12	<i>Arnold Lewis</i>	-	-	-	-	-	-	2	-	1	-	1	-	-	200										12	
13	<i>Hardy Henry</i>	-	-	-	-	-	-	4	-	-	-	-	-	-	400										13	
14	<i>Fulbright John</i>	160	80	-	7000	725	50	5	1	3	-	7	-	15	745		180	2000	250						14	
15	<i>Burks Silas</i>	55	-	-	2200	65	-	8	1	2	-	6	20	14	713			1000	200						15	
16	<i>Robinson Leidas</i>	65	13	-	3160	500	200	5	-	4	-	8	13	6	395			1125							16	
17	<i>Orin John</i>	80	-	-	400	350	600	4	-	2	-	3	-	3	380			1400	150						17	
18	<i>Justice John</i>	-	-	-	-	-	-	-	-	4	-	-	-	-	400		100	750	125						18	
19	<i>White Margaret</i>	50	57	-	2605	153	100	7	2	6	-	10	-	20	1000		100	750	125						19	
20	<i>Seaman William</i>	35	40	10	2800	75	10	2	-	1	-	3	-	12	214		94	500	140						20	
21	<i>Seaman Ross</i>	35	-	-	1050	100	-	2	-	3	-	3	-	20	333		90	750	40						21	
22	<i>White Franklin</i>	50	-	-	1500	100	-	3	-	4	-	4	-	10	500		100	780	125						22	
23	<i>Wentworth Araminta</i>	13	-	-	390	-	-	-	-	1	-	1	-	1	40			200							23	
24	<i>Warren Daniel</i>	44	-	-	530	30	35	4	-	3	-	3	-	7	400		20	600	10						24	
25	<i>Windman Mary</i>	22	-	-	275	10	15	2	-	2	2	3	-	-	290		26	300	10						25	
26	<i>Johnson John</i>	80	40	80	3200	125	35	9	2	6	-	13	1	7	830			800	800						26	
27	<i>Wright Charles</i>	30	-	-	600	200	150	3	-	2	-	4	20	12	360			300	100						27	
28	<i>Cooper Harry</i>	4	-	-	40	-	-	1	1	-	-	-	-	-	53		55	600	20						28	
29	<i>Gink Josiah</i>	84	15	-	2080	300	200	8	-	3	-	16	-	15	883		685	1000	200						29	
30	<i>Powell Ellis</i>	160	40	-	7000	500	1800	15	8	6	-	10	-	16	1745			2500	600						30	
31	<i>Shufley John</i>	-	-	-	-	125	-	-	2	1	-	-	-	-	225		25	200	70						31	
32	<i>Patton John</i>	80	-	-	2400	150	125	3	1	2	-	4	-	12	576		250	200	700						32	
33	<i>Booker Burton</i>	50	-	-	1000	150	-	5	-	4	-	5	-	10	450			600	500						33	
34	<i>Massaf William</i>	180	40	-	12000	500	300	13	2	4	-	-	-	2	1333		320	2500	1200						34	
35	<i>Rountree James</i>	120	34	64	8720	500	450	13	1	3	-	12	-	75	1200		320	1200	60						35	
36	<i>Kott William</i>	40	-	-	1600	100	-	2	3	3	-	3	-	5	500		90	65	540							36
37	<i>Bagg Alton</i>	117	-	33	4800	200	300	6	-	2	-	3	2600	4	3150		135	2100	800						37	
38	<i>Bragg & Clinger</i>	80	-	10	1000	75	-	5	-	6	-	8	18	26	600		20	400	300						38	
39	<i>Russell Baker</i>	40	-	-	800	100	10	4	-	4	2	3	9	30	700		210	750	120						39	
40	<i>Faylor Levi</i>	31	-	-	600	100	150	7	-	1	-	2	24	38	650		57	540	100						40	
		2264	788	227	30064	6125	5555	157	26	110	2	215	245	421	2190		3233	65	2905	690						

SCHEDULE 3.—Productions of Agriculture in

Campbell Township

in the County of

Greene




Post Office: *Springfield*

Name of Agent, Owner, or Manager.	ACRES OF LAND.			PRESENT CASH VALUE.		Total amount of wages paid during the year, including value of board.	LIVE STOCK, JUNE 1, 1870.								PRODUCE DURING THE YEAR.												
	Improved.	UNIMPROVED.		Of farm.	Of farming implements and machinery.		Horses.	Mules and Asses.	Milch Cows.	Working Oxen.	Other Cattle.	Sheep.	Swine.	Value of all live stock.	WHEAT.		Rye.	Indian Corn.	Oats.	Barley.	Buckwheat.	Rice.	Tobacco.				
		Woodland.	Other unimproved.												Spring.	Winter.											
		No.	No.												No.	Dolls.								Dolls.	No.	No.	No.
1	2	3	4	5	6	7	8	9	10	11	12	13	14	15	16	17	18	19	20	21	22	23	24				
1 <i>Meal William</i>	25	—	—	4500	60	—	2	—	2	—	2	—	13	250	—	—	—	450	175	—	—	—	—	—	1		
2 <i>Wannafas Rubin</i>	18	—	—	450	50	—	2	—	—	—	—	—	13	150	—	—	—	500	—	—	—	—	—	—	2		
3 <i>Johnson Nathan</i>	10	—	—	250	—	—	5	—	1	—	2	—	4	300	—	—	—	200	—	—	—	—	—	—	3		
4 <i>Young or William</i>	75	35	—	4000	200	150	4	—	3	—	2	—	14	675	—	125	—	1125	200	—	—	—	—	—	4		
5 <i>Wannafas Charles</i>	20	—	—	560	50	—	6	—	3	—	5	30	12	600	—	60	—	875	—	—	—	—	—	—	5		
6 <i>Sheets George</i>	18	—	—	720	—	—	—	—	—	—	—	—	—	—	—	—	—	450	—	—	—	—	—	—	6		
7 <i>Jurney Lucas</i>	13	—	—	750	—	—	—	—	—	—	—	—	—	—	—	—	—	450	—	—	—	—	—	—	7		
8 <i>McQuinn William</i>	60	—	—	2400	60	—	6	2	—	—	—	—	10	500	—	—	—	1200	300	—	—	—	—	—	8		
9 <i>Rountree Lucius</i>	120	142	—	15000	500	230	5	2	6	—	10	—	30	975	—	700	—	1000	300	—	—	—	—	—	9		
10 <i>Woodward Elbert</i>	30	—	—	1200	500	195	2	—	1	—	—	—	14	250	—	—	—	900	—	—	—	—	—	—	10		
11 <i>Schais Jasper</i>	50	125	—	4000	100	—	3	—	—	—	—	—	12	20500	—	—	—	800	250	—	—	—	—	—	11		
12 <i>Boat Samuel</i>	100	100	—	5000	250	180	4	3	3	—	6	—	15	650	—	140	—	750	—	—	—	—	—	—	12		
13 <i>Winfield Joseph</i>	50	40	—	3600	400	150	6	—	3	—	5	12	12	650	—	150	—	1000	—	—	—	—	—	—	13		
14 <i>Eltingworth William</i>	40	12	—	1600	75	—	2	1	—	—	—	—	—	235	—	—	—	600	—	—	—	—	—	—	14		
15 <i>Seal & Shipman</i>	40	—	—	1200	350	—	5	—	2	—	2	—	6	375	—	—	—	500	200	—	—	—	—	—	15		
16 <i>Rice Granbery</i>	30	—	—	1200	—	—	2	—	2	—	4	5	20	275	—	—	—	600	100	—	—	—	—	—	16		
17 <i>Wannafas William</i>	25	133	—	4000	75	—	—	1	2	—	5	—	15	210	—	—	—	500	100	—	—	—	—	—	17		
18 <i>Wannafas Robert</i>	15	—	—	200	75	—	3	—	2	—	—	—	15	300	—	—	—	875	200	—	—	—	—	—	18		
19 <i>Wannafas Sarah</i>	15	50	—	1300	—	—	3	—	3	—	3	—	10	350	—	—	—	300	—	—	—	—	—	—	19		
20 <i>Rice Kindred</i>	95	—	—	3800	125	200	11	1	4	—	20	40	60	1135	—	56	—	1250	400	—	—	—	—	—	20		
21 <i>Wannafas Benjamin</i>	30	40	—	2880	50	25	2	—	1	—	1	13	20	305	—	6	—	300	100	—	—	—	—	—	21		
22 <i>Bordenhinder John</i>	110	50	—	10000	300	200	4	—	7	2	17	—	10	880	—	60	—	500	180	—	—	—	—	—	22		
23 <i>Aultchins Thomas</i>	35	125	40	8000	125	—	2	—	2	—	7	—	4	460	—	83	—	400	80	—	—	—	—	—	23		
24 <i>Vickey Rufus</i>	40	—	—	1600	60	—	2	—	—	2	—	—	14	300	—	60	—	750	200	—	—	—	—	—	24		
25 <i>Rountree Joseph</i>	23	—	—	120	25	—	1	—	3	—	4	—	20	200	—	—	—	360	—	—	—	—	—	—	25		
26 <i>Bird John</i>	—	—	—	—	30	—	7	—	1	—	1	—	5	450	—	—	—	—	—	—	—	—	—	—	26		
27 <i>Gade Gabney</i>	70	10	—	5000	100	300	8	1	2	2	2	—	1	750	—	100	—	800	—	—	—	—	—	—	27		
28 <i>Shenard William</i>	230	200	—	12000	350	200	8	—	5	—	10	—	40	1050	—	300	—	2000	360	—	—	—	—	—	28		
29 <i>Chapin Samuel</i>	11	—	—	330	—	—	1	—	—	—	—	—	4	66	—	—	—	275	—	—	—	—	—	—	29		
30 <i>Edel William</i>	30	—	—	1200	100	—	2	—	2	—	1	—	14	200	—	—	—	450	240	—	—	—	—	—	30		
31 <i>Quilling & Cozars</i>	200	280	100	24000	500	350	4	5	5	—	8	1	75	1111	—	60	—	2500	800	—	—	—	—	—	31		
32 <i>Phillips James</i>	45	64	—	4560	125	75	—	2	1	—	1	—	25	492	—	45	—	300	140	—	—	—	—	—	32		
33 <i>Putnam Joseph</i>	16	64	—	2000	100	—	1	—	1	—	2	5	10	172	—	66	—	300	—	—	—	—	—	—	33		
34 <i>Franklin James</i>	75	80	—	6500	125	100	6	2	5	—	10	—	20	1000	—	140	—	500	200	—	—	—	—	—	34		
35 <i>Adams Archie</i>	40	90	—	3250	125	25	1	3	3	—	3	60	12	750	—	—	—	450	—	—	—	—	—	—	35		
36 <i>Pais John</i>	25	—	—	500	100	—	2	1	3	—	7	9	18	600	—	50	—	350	125	—	—	—	—	—	36		
37 <i>Raymond & Cantel</i>	30	—	—	800	—	—	—	—	1	—	2	—	—	40	—	11	—	150	—	—	—	—	—	—	37		
38																										38	
39																											39
40																											40

1881 1703 140 7820 13720 4955 2510 115 26 76 6 141 187 594 16556 2212 2370 4950

SCHEDULE 3.—Productions of Agriculture in Cass Township, in the County of Grant, in the

Post Office: Cheney



1	ACRES OF LAND.			PRESENT CASH VALUE.			LIVE STOCK, JUNE 1, 1870.								PRODUCE DURING THE YEAR.								
	Improved.	UNIMPROVED.		Of farm.	Of farming implements and machinery.	Total amount of wages paid during the year, including value of board.	Horses.	Mules and Asses.	Milch Cows.	Working Oxen.	Other Cattle.	Sheep.	Swine.	Value of All Live Stock.	WHEAT.		Rye.	Indian Corn.	Oats.	Barley.	Buckwheat.	Rice.	Tobacco.
		No.	Wood-land.												Other unimproved.	Dolls.							
2	3	4	5	6	7	8	9	10	11	12	13	14	15	16	17	18	19	20	21	22	23	24	
1	Pollock Joseph	35			500	50		2	2	7		14	300		115		600	95					
2	Shurt Calvin J.	80	105	10	3900	150	100	5		2		4	30	30	500		400		400	100			400
3	Boston James	100	260	20	4000	200	200	4	6	5		8	20	6	1000		500		1500	50			
4	Brake Henry	40			400	50		5		2			9	24	300		110		500	50			
5	Williams Leonard	82			900	50		5		1			6	225		101		150					
6	Whitlock Lucinda	30	30		400	75		3		2		3	11	12	250		58		250	10			
7	Johnson Michael	78	115	50	3000	125	50	4		7		5	25	15	600		220		200	250			
8	Thomas George W.	75	205	40	3500	150	50	5	9	5	2	9	40	30	1500		440		800	400			
9	Gilmore James H.	100	100		3200	200	100	8	4	10	4	10	30	35	1200		475		800	400			
10	Barnes Matthew C.	35			300	75		2		3		2		9	250		37		400	200			20
11	Thomas James	30	160		1400	75		2		3			11	8	400		50		200	100			
12	Dodds Thomas	50	70		2000	100		2		3	2	4		17	400		100		250	250			
13	Brimmage Egghiel	60	100		3000	100	50	9	2	5		6	40	40	1000		150		400	200			
14	McCall Nelson D.	60	40		200	75		5		3		4	14	15	600		200		600				
15	Crouse George M.	22			200	50		2		1			2	200				300	20				
16	Roberts Clay	160	40	40	4000	50		1	1	2					200		25		500				
17	Kelso William H.	35			200	75		3	1	1		6	9	18	400		47		300	150			
18	Robertson John S.	40			200	100		3		2	2	3	8	10	400		30		400				
19	Robertson James B.	200	120	120	5600	200	50	14	8	5		10	40	20	1000		105		1200	400			
20	Harris William J.	30	40	10	1600	60		1		3	2	3	15	12	300		50		300				
21	Kile Lee W.	35			200	25		3		1			7	200		125		300	100				
22	Kile Margaret	60	100		1000	35		6		2			14	400		40		200					
23	Haynie Milton	40	80		2000	100		2		4		11	13	20	800		60		400	100			
24	Murray James	60	40		9600	50		4		3			6	400		37		200	100				
25	Thompson John L.	20			300	20		3					10	200		34		200					
26	Murray Thomas D.	10			100	25		3		2			3	200		22		60					
27	Davis Samuel	10			100	20		1		2				150				150					
28	Robertson James W.	36	54		640	30	6	5		2			11	11	360		66		300	150			
29	Robertson William B.	112	208		2720	125	70	7		3		6	27	400		184		480	250				100
30	Biggs George J.	100	40	50	4000	200	100	7	2	3		12	50	1000		300		600					
31	Annell Jesse	60			300	75		2		3			18	19	400		50		400	200			
32	Roberson Marshall P.	80	31	8	4000	100		6		3		4	6	25	400				1500	300			
33	Parrish Cyrus C.	80		40	3600	100	150	2		2			12	20	300		230		1000	120			
34	Delany Mary W.	80	200		3600	150		8		3			9	500		70		300	180				
35	Wright Jesse C.	110	20	40	4250	100	150	1	1	3		2	12	800		90		200	200				
36	Harbor Samuel B.	60			500	75		4	2	3		6	28	20	500		40		300	100			
37	Hughes Charles	100	300	860	10000	300	150	5		6		14	10	20	400		420		1200	300			
38	McCoy Clarissa	14			140	50		2		2		1	5	7	200				200				
39	Murray Marshall C.	40	170		3000	100	25	4		3			9	30	400		270		300				
40	Murray Isaac J.	20	60		1000	150		2	1	1		2	6	7	300		22		200	100			

2416 2969 788 89750 2830 257 162 32 188 12 412 629 1942 5121 19540 4815 520

State of Missouri, enumerated by me on the 8th day of July, 1870.


William H. Payne, Ass't Marshal.

YEAR ENDING JUNE 1, 1870.

	Cotton. Bales (450 lbs.)	Wool. Lbs.	Peas and Beans. Bush.	POTATOES.		Orchard products. Dolls.	Wine. Gallons.	Produce of Market Gardens. Dolls.	DAIRY PRODUCTS.			SEED.			Hops. Lbs.	Hemp. Tons.	Flax. Lbs.	Flax-seed. Bush.	Silk cocoons. Lbs.	SUGAR.		Molasses. Gallons.	BEES.		Forest products. Dolls.	Value of Home Manufactures. Dolls.	Value of animals slaughtered or sold for slaughter. Dolls.	TOTAL VALUE.	
				Irish. Bush.	Sweet. Bush.				Butter. Lbs.	Cheese.* Lbs.	Milk sold. Gallons.	Hay. Tons.	Clover. Bush.	Grass. Bush.						Maple. Lbs.	Cane. Hhds. (1,000 lbs.)		Wax. Lbs.	Honey. Lbs.				Dolls.	
	25	26	27	28	29	30	31	32	33	34	35	36	37	38	39	40	41	42	43	44	45	46	47	48	49	50	51	52	
1				40	10				150														100			80	800	1	
2		75		15		75			100																	100	1100	2	
3		50		100	15	75			100			4										80	75	50	800	800	3040	3	
4		12		15	10				100													40				50	500	4	
5				5					50			5															40	400	5
6		15		5		100			100																	80	80	545	6
7		25		50		20			100																	42	220	1000	7
8		40		25					200			10										25	40	100	150		2200	8	
9		50		30					150													70			25	400	2250	9	
10				40	20				300													80			20	160	800	10	
11		15		10					150													8			20	50	500	11	
12				10	15	50			50														150		15	130	800	12	
13		52		20	10	50			500													40			75	160	1000	13	
14		25		8	20				200																	75	120	1000	14
15																										20	40	400	15
16				10					50													8				80	450	16	
17		10							75													15			10	80	500	17	
18				10					50																		80	450	18
19		40		20		100			100																		125	1800	19
20		20		15		100			75													28			20	80	550	20	
21				10	10				100																		50	500	21
22				10	10				75																	15	50	400	22
23		30		20					100														15			20	100	540	23
24						25																					82	900	24
25				50					100													5			10	16	250	25	
26				15					75																		42	275	26
27				30					200																	20	200	27	
28		20		10					100													3			20	100	600	28	
29		20		30	30	100			200													14	100	25	138	1048	29		
30				100		500			150			4														160	2000	30	
31		15		100	30				100			4														100	700	31	
32		12		40	10							3										20	80		100	1670	32		
33		25		15	30				100													20			15	80	1150	33	
34				10					150			4														25	500	34	
35				15	30				100																	80	600	35	
36		40		40	15				150			1										10			85	40	750	36	
37		50		10	10	150			200			10										30			50	440	2468	37	
38		18		10	5				100													9			25	50	300	38	
39		6		10	10				150															50		850	800	39	
40		8		6					50													20				60	400	40	
	690			989	290	1245			4800			45									545			595	717	5094	35621		

* This will include only such cheese as is made upon the farm. Milk sent to cheese factories will be regarded as milk sold off the farm.

SCHEDULE 3.—Productions of Agriculture in Ches Township, in the County of Greene, in the Post Office: Cheney



Name of Agent, Owner, or Manager.	ACRES OF LAND.			PRESENT CASH VALUE.		Total amount of wages paid during the year, including value of board.	LIVE STOCK, JUNE 1, 1870.							PRODUCE DURING THE YEAR.									
	Improved.	UNIMPROVED.		Of farm.	Of farming implements and machinery.		Horses.	Mules and Asses.	Milk Cows.	Working Oxen.	Other Cattle.	Sheep.	Swine.	Value of ALL live stock.	WHEAT.		Rye.	Indian Corn.	Oats.	Barley.	Buckwheat.	Rice.	Tobacco.
		No.	Wood-land.												Other unimproved.	Dolls.							
1	2	3	4	5	6	7	8	9	10	11	12	13	14	15	16	17	18	19	20	21	22	23	24
Wilson Wathaup	45	35		800	175		8	1		6	9	10	800		106		900	40					
Wilson Sidney	45	185		800	10		1		1	2			100		90		900	50					
Robertson Nancy	46	84		960	57	50	5		2	3	25	10	204		150		900	100					
Snyder George	20			200	20		1		1				4	150		40		140					
Robertson Thomas D.	20	10		320	25		2		2	2	8	9	250		107		900	70					400
Woodward William M.	65	55	80	920	200	80	7		5	2	60	30	850		225		400	900					
Warren William	40			200	50		2		1	1			4	200			600						
Gilmore James	40	190	50	800	100	20	4		1	2	10	6	300		90		60						
Gilmore Nancy	40		40	400	100		10		4	15	30	15	300		155		500	200					
Robertson Charles	40			300	90		4		2	8	12	14	600		90		200	100					75
Coleman Thomas C.	80	120	120	2000	75		2		2			18	300		105		960	200					
Coleman Samuel M.	20	80	20	2000	100		2		2				8	300		100		400	200				
Julian Benjamin G.	30	90		820	100	45	6		7			25	550		175		620	300					
Julian William	20			200	20		8						200		50		200	100					
Grant Henry	45	145		3600	100		8	8	6		11	24	12	1500		220		1200	960				
Renshaw Sarah	160	500		5000	100	50	14		5			80	90	1000		450	11	300	140				
Renshaw Robert	50		60	2200	20				8					300		105		150	36				
Renshaw Moresell	20		30	2200	10		1							100		103							
Barnes James	30	190		200	50		6		2	2	1	15	25	500		25		200	100				
Stewart Joseph	35			200	25		2						4	200			600	120					
Gorsuch James M.	10	40		200	100		2							200			100						
Bridgell Jesse	30			300	50		3		2		5	6	12	200		100		200	20				
Wilson Thomas	10			100	75		2		3				2	250		40		100	100				
Dodd Isaac	10			100	20		1						6	100			100						
Harner John M.	34	40		440	50		3		1			12	11	200		45		400	150				
Chompson William	45	75		4000	100	75	7		2	2	8	30	300		170		600	200					
Kime Abram B.	45			500	135		5		1		30	5	300		248		600	200					
Watson Spencer	20	150		5700	150		9	2	6		12	90	20	1000		408		1500	500				
Watson John G.	30			300	50		2		1					200		90		200	110				
Watson Francis M.	190	120		9900	350	610	15	6	7		4		60	1600		275		900	300				
Watson Henry C.	20		40	400	100		3	3	2			11	9	400		40		100	300				
Watson Benjamin	25		40	400	100		3	1	1				4	400		70		200	100				
Watson Lorenzo G.	150	80	40	10000	500	500	7	5	7		12		24	1000				1000	800				
Ross Lafayette G.	35	20	35	3000	225		5	3	5		6	12	20	500		350		250					
Blankenship Amanda	40	20	80	1000	100		2		2				4	300		20		150					
Madlow John M.	110	444	50	9000	180	90	6		5		8	16	10	800		70		400	250				
Wilkinson James B.	30			800	50		2		2				9	500		90		200	105				
Staley Romulus S.	80			2000	100	50	2		1	2	2		2	400		200		200					
Goodin Joseph W.	160	240	170	5700	75	70	4		6		6	12	14	600		120		200	100				
Barney Josiah	60	120		4000	200	50	8		2	6		8	15	800		150		900	100				
	225	293	850	4470	570	1080	168		35		94	6	120	571		519		15230	5823				475

State of Missouri, enumerated by me on the 18th day of July, 1870.

William H. Payne, Ass't Marshal.

YEAR ENDING JUNE 1, 1870.

Cotton. Bales (450 lbs.)	Wool. Lbs.	Peas and Beans. Bush.	POTATOES.		Orchard products. Dolls.	Wine. Gallons.	Produce of Market Gardens. Dolls.	DAIRY PRODUCTS.				SEED.				SUGAR.				BEES.		Forest products. Dolls.	Value of Home Manufactures. Dolls.	Value of animals sold for slaughter. Dolls.	TOTAL VALUE. Dolls.			
			Irish. Bush.	Sweet. Bush.				Butter. Lbs.	Cheese.* Lbs.	Milk sold. Gallons.	Hay. Tons.	Clover. Bush.	Grass. Bush.	Hops. Lbs.	Hemp. Tons.	Flax. Lbs.	Flax-seed. Bush.	Silk cocoons. Lbs.	Maple. Lbs.	Cane. Hhds. (1,000 lbs.)	Molasses. Gallons.					Wax. Lbs.	Honey. Lbs.	
25	26	27	28	29	30	31	32	33	34	35	36	37	38	39	40	41	42	43	44	45	46	47	48	49	50	51	52	
	14		10																									
			10					100														8				20	60	400
			10					100														10					50	400
	14		10	10				100																		15	125	650
	12		10		20			50																		12	100	620
	10		10		20			50														8				20	100	650
			20		50			150																		200	150	750
																												100
	10							100														8				10	50	500
	20		10					100				1														15	60	550
	40				90			75			5											8				15	120	700
	50		10		100			150														8				20	100	600
	30		10	8	20			100														8				25	60	700
	50		20		25			200														8				30	175	1200
								50														8				20	40	200
	50							100														8				24	50	700
	40		20	15				75														8				20	120	850
			10		25			35			8											8				15	50	650
			10					50														8				18	50	200
			10					50														8				15	60	725
	25							50														8				15	175	825
	6		15					50														8				30	100	260
			10					100														8				10	40	350
	15							100														8				20	92	250
	10							50														8				10	50	200
								50														8					10	200
	17							100														8				10	40	250
	20							75			2											8				20	60	400
	20							75			1											8				20	40	500
	35		10					50														8				25	50	750
	20		20					150														8				15	100	600
	35		15					100			2											8				20	90	450
								100														8				20	16	300
			90					100														8				15	20	400
	20		25	10				100														8				15	50	425
	15			200				150														8				10	25	325
	20		8					150			2											8				30	150	1070
	25				25			100														8				25	100	450
	10																					8				10	72	300
	6																					8				10	40	200
	18		40					100														8				20	160	900
641			350	240	225			5425			21										480	20	1012		550	282	18810	

* This will include only such cheese as is made upon the farm. Milk sent to cheese factories will be regarded as milk sold off the farm.

SCHEDULE 3.—Productions of Agriculture in Cass Township, in the County of Greene, in the

Post Office: Chesapeake



Name of Agent, Owner, or Manager.	ACRES OF LAND.			PRESENT CASH VALUE.		Total amount of wages paid during the year, including value of board.	LIVE STOCK, JUNE 1, 1870.								PRODUCE DURING THE YEAR.									
	Improved.	UNIMPROVED.		Of farm.	Of farming implements and machinery.		Horses.	Mules and Asses.	Milk Cows.	Working Oxen.	Other Cattle.	Sheep.	Swine.	Value of all live stock.	WHEAT.		Rye.	Indian Corn.	Oats.	Barley.	Buckwheat.	Rice.	Tobacco.	
		No.	Wood-land.												Other unimproved.	Dolls.								Dolls.
1	2	3	4	5	6	7	8	9	10	11	12	13	14	15	16	17	18	19	20	21	22	23	24	
Claypool Joseph	28	12		800	80	20	9	4					12	950				300	40					
Bridges Elisha	42			300	20		1	1	2				6	200		85		200	50					
Combs Albert	40	120		8200	150	50	8	1	4		4	25	6	800		174		400	40					
Kelley Jesse H.	45	47	8	9000	150	25	5		9		4	40	20	600		100		300	35					
Whittenberg Elizabeth	30	40	50	3500	20		2		1	2	2	25	4	850		140		500	80					
Whittenberg Leherig	20			200	20		2		2	2	2	5	6	900		30		50						
Gossitt Elijah	30	10		800	180	30	7		4				34	800		140		300	250					
Lee John R.	60	100	36	2000	900	100	4	1	9		5	30	25	600		100		800	300					50
Boston Thomas G.	30	180		7500	900	250	3	3	3	2	6	16	15	1000		400		700	50					
Lewell Jacob S.	23	57		1200	100			3	1		3		14	900		120		200						
Williams David	30	124		2000	100	25	2		3	2	3	25	15	400		130		600	200					
Malicot Andrew	24	56		400	150	25	1	3	4		6			400				250						
Goss Rachel	15	25		400	25		3		2			12	7	300		50		200	50					
Whitkins James R.	15	25	20	900	150	20	3		1			4	10	200		22		100						
Smith George C.	30	26	30	1500	100	10	4		2		1	10	6	400		50		900	200					
Rook William H.	10	30		500	50		2							150		22		200						
Gaytor Hugh A.	50	50		1500	150	150	1		1		1		8	200		14		150	50					
Barker Samuel B.	35	125		1500	100	20	1		2		1	6	15	900				150						
Long Marion	25	55		800	20		2		2		1	2	8	200		55		300	85					
Long Robert	23			200	20		2		1				1	150				200						
Jamison William	30	110		500	100	20	4		2		1	5	15	300				150	100					
Wale Alexander	18	47		800	200	50	4		1			8	1	500		150		500	300					
Mullins Joseph	25			200	100		2		1		3	5	10	400		40		150						
Perryman Thomas R.	30	84		1000	150	50	5		3	2	1	4	12	400		60		400	150					150
Coble Jeremiah M.	18	11		250	50		2		2			12	1	150				120						
Ray Jacob	25			200	25		1		2					150				200	40					
Brother Francis M.	50	65		2000	100		1		1				22	100				400	200					
Addison Mayfield	14	156		800	70		1						16	200		25		250	200					
Anderson John A.	30	116		2000	70	20	3		2			6	12	200		60		300						
Gipe John	30			400	150		2		1				5	200		45		300	50					
Adams Andrew J.	30	40		300	100		3		1			6	15	300				250						
Meadows Sumner W.	10			100	75		5		2			4	4	200				200						
Ricks Chiramf.	22	64		500	75		1		1	2		11	8	150		20		100						50
Best Martin	40	20		800	100	10	5	1	3			12	18	300		50		300	100					
Dellpell Mary	24	46		800	50		1		1				10	150				150						100
Minton George M.	30	240		4000	150	100	7		7		6	35	300	350		180		400	150					
Leut Josiah	20	40		200	75		5		4			28	12	300		92		150						
Graham Francis J.	30			300	50	10	4		2		3	8	14	300		60		200	50					
Hardy James	20	60		400	100	25	6	2	2				15	600		200		400	100					
Hardy Francis S.	65	115		3000	150	25	5		2		4	4	14	400		10		200	200					
	144	2316	144	57650	4065	1035	23	14	54	14	57	343	914	13350		2544		12420	913					350

State of Missouri, enumerated by me on the 20th day of July, 1870.

William H. Paine, Ass't Marshal.

YEAR ENDING JUNE 1, 1870.																									TOTAL VALUE.				
Cotton.	Wool.	Peas and Beans.			POTATOES.		Orchard products.	Wine.	Produce of Market Gardens.	DAIRY PRODUCTS.			SEED.			Flax.	Flax-seed.	Silk cocoons.	SUGAR.		BEES.		Forest products.	Value of Home Manufactures.	Value of animals slaughtered for sale or for slaughter.	Estimated value of all farm production, including bet-terments and addi-tions to stock.			
		Bales (50 lbs.)	Lbs.	Bush.	Bush.	Bush.				Dolls.	Gallens.	Dolls.	Butter.	Cheese.*	Milk sold.				Tons.	Bush.	Bush.	Lbs.					Tons.	Lbs.	Dolls.
25	26	27	28	29	30	31	32	33	34	35	36	37	38	39	40	41	42	43	44	45	46	47	48	49	50	51	52		
			20																	25							540		
										50											15							400	
	30		10	10	50					150		4								15					10	100	900		
	100		25		75					150		4								26					75	136	1335		
	44		10	5	200					20										8					15	80	830		
	11		10							25										10						32	225		
			30	6	15					100										15							1100		
	30		12		10					150		4								30					12	30	1200		
	30		12		25					100										8						50	200	1500	
					25					50										5							120	450	
	80									50										25						50	160	1230	
										100										8							50	120	560
	18		10							100										10						20	30	400	
	6		10							50										10						10	30	300	
	10		25							200		2								16						10	50	750	
			10																	8							30	300	
			15							50										25							64	440	
			15																	8							120	320	
			20							100		2								8							32	530	
			10							50										8							24	350	
	12		50							100		1								25							100	400	
	20		20	15	15					50		3								10							150	1200	
	10		10	10	10					50		1								8						15	50	500	
	20		15							150										30						20	100	700	
	17		10							50										8							40	225	
			8							100										10								200	
			30							100										8							120	700	
			10																	10							100	500	
	8			10	10					50										8							80	500	
	10									50										8							10	300	
	10		10							100										8								250	
	10		10							50										20							75	300	
	16		10	10	10					100										8							20	600	
			50	10	10					50										15							40	300	
	75									100		3								20							75	680	
	83									25										8							80	300	
	23		10							50										10							15	400	
			20	5						100										8							50	500	
	25		50		25					100										8							120	600	
	120		549	20	570					250		24								512					680	3268	22999		

* This will include only such cheese as is made upon the farm. Milk sent to cheese factories will be regarded as milk sold off the farm.

SCHEDULE 3.—Productions of Agriculture in Center Township, in the County of Greene

Post Office: Springfield



Name of Agent, Owner, or Manager.	ACRES OF LAND.			PRESENT CASH VALUE.		Total amount of wages paid during the year, including value of board.	LIVE STOCK, JUNE 1, 1870.								PRODUCE DURING THE YEAR.									
	Improved.	UNIMPROVED.		Of farm.	Of farming implements and machinery.		Horses.	Mules and Asses.	Milch Cows.	Working Oxen.	Other Cattle.	Sheep.	Swine.	Value of All Live Stock.	WHEAT.		Rye.	Indian Corn.	Oats.	Barley.	Buckwheat.	Rice.	Tobacco.	
		No.	Wood-land.												Other unimproved.	Dolls.								Dolls.
1	2	3	4	5	6	7	8	9	10	11	12	13	14	15	16	17	18	19	20	21	22	23	24	
Anderson Peter	100	100		4000	250	50	8	5	4	2	10	20	20	145		190		1200	300		8			
Creighton Henry	100	100		4000	150		3		6		10	25	11	560		75		1000	800					
Box Thomas	30		50	400	200	25	2	1	3				8	300				500						
Gones Isaac	50	80	110	3600	200	150	4	1	4	4	6			820		40		600	180					
Parrell Henry	56	100	250	6000	150	140	2	2	2	12	18	25	30	1222		80		800	100					
West James	50		50	1575	175	50	6	1	5	2	17	30	30	950		896		600	300					
Mills William	20		60	1000	25	15	2		1		2	1	2	200		33		200	100					
Harris David	30		30	1000	60		2		3	2	4	21	10	440		62		375						
Immitt Anna	7	6	27	600	80	2	3		2		1	2	15	300				140						
Widely Jonathan	20		60	1000	50		1		1	2	1		3	175		65		800						
Yeakly Thomas	120	100	130	6000	150	250	3	4	6	6	18	25	25	1381		675		1000	800					
Yeakly Henry	30	120		3000	100	25	7		4		3	8	20	750		200		375	100					
Yeakly John	53	83		2800	500	25	5		3		3	15	20	560		200		480	200					
Kanter Alfred	14	40		1080	100	15	1		2		1	4	7	200		40		200						
Pipkin Eno S	45	133	30	4000	175		4	2	4		5	10	8	600		140		375	100					
Mills Joseph	11	40		1000	150		2		1			10	6	230		45		1400	100					
Young John	130	150		4500	250	150	2	4	7		20	14	30	1150		475		1200	400					
Bennett William	40		40	600	150		2		2		1	10	12	230		38		620	100					
Wood John	39	41		1600	50	15	3		3		2	50	25	400		38		450	160					
Bennett Permelia	88	82		2400	100	25	2		2	2	7	25	10	392		85		525	150					
Mills Thomas	80	180	40	4300	330	50	13		5		14	22	15	1570		300		1000	500					
Mills Samuel	20	100		1500	75		3		2		2	8	20	320		80		300	570					
Jennings Levi	40			2000	100		9		3		2		20	750				700	100					
Douglas Joseph	60	40	100	3000	100	50	7	6	5		8	10	10	1180		105		600	300					
Richardson James	85	128		4500	125	20	7	2	3		7	25	20	879		64		800	325					
Lawson Alexander	40		40	1200	100	40	6		2		3	10	35	700		50		875	100					
Mills John	20			300	5		2		1				6	165		30		200	120					
Wiley George	60	40	20	2500	150		10	1	11		14	2	23	1175		140		1300	90					
Wells James	90		70	3200	150	150	2		3		4		16	475				525	270					
Gale Solomon	90		6	1600	200	25	2		2		7		14	362		278		1200	100					
Johnson James	24			960	75		2		1		2		7	200				600						
Wiley Lafayette	83	47		1600	75		4		5		4		10	475		68		375						
McCauley Daniel	10			250	15													300						
McKibben James	20		60	1000	150	80	1		1	2	2			200				600						
Comer Reuben	20			600	100		3	2	2		2	7		460				320	100					
Winfield Bryant	95	80	85	6500	100	200	5	3	3		4		6	750		69		150	100					
Norman William	80	3	100	4600	100	40	6	5	2		20	40	12	1150		130		800	500					
Momf Anna	22		18	1000	75	100	3		1		1		1	260		75		240						
Ragsdale Richard	30			600	100	50	10	3	2		5	7	50	950				600						
Ragsdale Andrew	25			950	75	50	5	1	4	1	1		30	600		67		400	200					
		1923	1853	1401	92115	5235	1792	164	43	123	35	231	426	577	4650	2990	6095			8				

SCHEDULE 3.—Productions of Agriculture in *Center Township*, in the County of *Brew*

Post Office: *Springfield*



Name of Agent, Owner, or Manager.	ACRES OF LAND.			PRESENT CASH VALUE.		Total amount of wages paid during the year including value of board.	LIVE STOCK, JUNE 1, 1870.								PRODUCE DURING THE YEAR.									
	Improved.	UNIMPROVED.		Of farm.	Of farming implements and machinery.		Horses.	Mules and Asses.	Milch Cows.	Working Oxen.	Other Cattle.	Sheep.	Swine.	Value of ALL live stock.	WHEAT.		Rye.	Indian Corn.	Oats.	Barley.	Buckwheat.	Rice.	Tobacco.	
		No.	Woodland.												Other unimproved.	Dolla.								Dolla.
1	2	3	4	5	6	7	8	9	10	11	12	13	14	15	16	17	18	19	20	21	22	23	24	
Allen Orville	45	-	-	900	140	200	6	2	2	-	6	-	12	700	-	-	-	210	100	-	-	-	-	1
McClellan James	70	-	130	4000	200	-	6	2	6	-	14	36	15	950	13	93	-	700	460	-	-	-	-	2
Jutt Aaron	30	90	-	1500	50	-	2	-	3	-	1	25	8	300	-	66	66	160	100	-	-	-	-	3
Weir Bruce	16	-	-	400	75	-	2	-	2	-	1	1	6	190	-	41	-	250	-	-	-	-	-	4
Porter Jacob	22	-	-	330	75	23	4	-	4	-	6	-	12	400	-	92	-	300	-	-	-	-	-	5
Redfern David	19	-	-	225	25	-	1	-	1	-	-	-	7	80	-	23	-	180	-	-	-	-	-	6
Ross Allen	70	250	-	5000	70	200	8	-	3	-	20	40	30	960	-	199	-	400	-	-	-	-	-	7
Ross Samuel	36	-	-	540	100	-	3	-	3	2	4	12	15	320	-	28	-	487	87	-	-	-	-	8
Ray Silas	20	60	-	800	100	-	5	-	1	-	1	-	9	360	-	106	-	200	60	-	-	-	-	9
McClellan William	60	140	-	3500	75	-	3	-	2	-	8	-	25	325	-	400	-	525	-	-	-	-	-	10
																								11
Hilton Rhoda	60	60	-	1800	100	-	1	2	3	-	-	17	20	500	-	369	-	625	200	-	-	-	-	12
Brown Nancy	30	90	-	1800	100	-	3	-	3	-	8	14	10	325	-	100	-	300	-	-	-	-	-	13
Blanchard John	30	30	-	900	100	-	2	-	8	4	-	18	-	320	-	-	-	500	200	-	-	-	-	14
McDaniel John	40	40	-	800	175	60	3	-	3	3	8	-	15	570	-	388	-	200	-	-	-	-	-	15
Walker William	30	-	-	1000	100	100	3	3	3	-	3	9	20	550	-	135	-	700	300	-	-	-	-	16
O'Bannon Thomas	60	225	-	2850	75	40	6	-	2	-	7	-	12	540	-	200	-	360	250	-	-	-	-	17
West Josiah	35	15	-	500	125	-	2	-	4	-	3	15	18	412	-	50	-	500	160	-	-	-	-	18
Dyer Henry	30	47	-	1340	120	50	4	-	3	-	8	13	13	537	-	84	-	300	200	-	-	-	-	19
Walter Rella	35	45	-	2000	100	60	6	-	4	-	3	18	30	725	-	450	-	600	250	-	-	-	-	20
West Andrew & Wm	60	150	-	8000	100	50	6	2	1	-	3	10	7	330	-	53	-	150	160	-	-	-	-	21
Corrith William	12	68	-	800	60	-	2	1	8	-	3	-	3	260	-	-	-	35	100	-	-	-	-	22
Beebe Christian	60	100	-	1000	75	50	4	-	3	2	12	19	10	650	-	190	-	450	800	-	-	-	-	23
Meliker John	17	-	-	170	60	20	1	-	-	-	-	-	-	50	-	-	-	425	-	-	-	-	-	24
Mason Richard	20	-	-	300	175	5	3	1	-	-	-	-	-	300	-	9	-	450	120	-	-	-	-	25
Walker John	46	-	-	920	150	75	3	-	3	-	4	9	11	395	-	86	-	473	225	-	-	-	-	26
Dellinger Robert	40	80	-	1200	75	0	3	-	1	-	-	6	7	200	-	46	-	500	60	-	-	-	-	27
Ross James	18	-	-	180	25	10	1	-	1	-	1	-	4	75	-	100	-	180	100	-	-	-	-	28
Ross Margaret	7	33	-	200	25	-	3	-	2	2	2	9	9	400	-	-	-	140	-	-	-	-	-	29
Jones Jacob	20	-	-	200	60	-	2	-	2	-	2	-	4	225	-	-	-	240	160	-	-	-	-	30
Gray James	48	112	-	1600	175	20	6	-	4	-	1	16	15	500	-	115	-	320	230	-	-	-	-	31
Kirk William	21	34	-	530	75	-	2	-	2	2	3	10	5	310	-	31	-	50	-	-	-	-	-	32
Melton William	31	70	-	1000	60	-	4	-	2	-	4	11	4	250	-	127	-	170	-	-	-	-	-	33
Benham John	22	138	-	1000	100	-	2	-	1	-	4	8	70	508	-	52	-	320	-	-	-	-	-	34
Cotter John	44	44	100	3000	125	80	4	-	4	-	3	26	30	487	-	112	-	600	125	-	-	-	-	35
Cotter George	40	-	72	1600	100	-	6	-	3	-	2	31	10	330	-	55	-	180	150	-	-	-	-	36
Batson Thomas	45	30	30	3375	130	130	9	1	7	4	10	4	30	1198	-	22	-	60	80	-	-	-	-	37
Owens George	27	65	-	1800	125	50	4	-	8	2	3	12	20	818	-	100	-	375	-	-	-	-	-	38
McGrath John	20	-	-	300	100	-	1	1	1	-	-	-	-	200	-	-	-	300	-	-	-	-	-	39
Brown Smith	20	60	-	600	100	-	3	2	1	-	3	22	12	600	-	50	-	240	80	-	-	-	-	40
	1396	2148	332	53160	3831	1225	143	17	11	21	169	413	460	17815	13	3895	3818	13357	4277					

State of Missouri, enumerated by me on the 18th & 19th day of August, 1870.

W. D. Hubbard, Ass't Marshal.

YEAR ENDING JUNE 1, 1870.

Cotton. Bales (450 lbs.)	Wool. Lbs.	Peas and Beans. Bush.	POTATOES.		Orchard products. Dolls.	Wine. Gallons.	Produce of Market Gardens. Dolls.	DAIRY PRODUCTS.			Hay. Tons.	SEED.			SUGAR.			BEES.		Forest products. Dolls.	Value of Home Manufactures. Dolls.	Value of animals slaughtered or sold for slaughter. Dolls.	TOTAL VALUE. Dolls.						
			Irish. Bush.	Sweet. Bush.				Butter. Lbs.	Cheese.* Lbs.	Milk sold. Gallons.		Clover. Bush.	Grass. Bush.	Hops. Lbs.	Hemp. Tons.	Flax. Lbs.	Flax-seed. Bush.	Silk cocoons. Lbs.	Maple. Lbs.					Cane. Hhds. (1,000 lbs.)	Molasses. Gallons.	Wax. Lbs.	Honey. Lbs.		
25	26	27	28	29	30	31	32	33	34	35	36	37	38	39	40	41	42	43	44	45	46	47	48	49	50	51	52		
1			25					50																		60	386	1	
2	80		20	20				130			15										40					100	1174	2	
3	53		40	6				150													23		5		133	96	636	3	
4	3		2					100													25					72	329	4	
5			15					50													5				15	92	476	5	
6																					8					40	181	6	
7	43		20	18				50			2										43					240	952	7	
8	21		18	10				100													12				28	96	594	8	
9			50					25													8					32	384	9	
10			75					30																		252	1044	10	
11																												11	
12	32		20	10				200			6													16	100	55	128	1138	12
13	17		7					50																		30	48	503	13
14	13		10	2				50																			48	513	14
15			20					100													15					366	985	15	
16	13		8					200			1															43	64	845	16
17			10					100																			180	802	17
18	30		25					100			1										20				24	132	714	18	
19	45		10					50			2										12				24	100	627	19	
20	25		50	20				100													25		50		40	295	1440	20	
21	20		25								4										12				22	146	546	21	
22			15					100																		15	108	267	22
23	22		20	4				104			2										30				30	191	988	23	
24			6																		16						56	424	24
25																												378	25
26	20		10					100																		18	60	633	26
27								50																		40	116	573	27
28			25																		16						100	368	28
29	9							50																			64	298	29
30			10					25																		6	22	283	30
31	40		20	7				100			1										30				32	168	772	31	
32	29		10					100																			50	256	32
33	16							50																			90	377	33
34	10		52					50													12					10	68	470	34
35	36		40		75			300			4															32	77	955	35
36	41		30	7				300			2															66	121	317	36
37	9		20		30			100			4										5		40		21	88	566	37	
38	24		50		75			200													20					43	252	955	38
39			16					25																				356	39
40	30		15					50													30					20	56	464	40
	687		789	104	180			339			44									439		16	195		744	4274	23918		

* This will include only such cheese as is made upon the farm. Milk sent to cheese factories will be regarded as milk sold off the farm.

SCHEDULE 3.—Productions of Agriculture in *White Township*, in the County of *Greene*, in the

Post Office: *Springfield*



Name of Agent, Owner, or Manager.	ACRES OF LAND.			PRESENT CASH VALUE.		Total amount of wages paid during the year, including value of board.	LIVE STOCK, JUNE 1, 1870.								PRODUCE DURING THE YEAR.									
	Improved.	UNIMPROVED.		Of farm.	Of farming implements and machinery.		Horses.	Males and Asses.	Milk Cows.	Working Oxen.	Other Cattle.	Sheep.	Swine.	Value of ALL live stock.	WHEAT.		Rye.	Indian Corn.	Oats.	Barley.	Buckwheat.	Rice.	Tobacco.	
		No.	Wood-land.												Other unimproved.	Dolls.								Dolls.
1	2	3	4	5	6	7	8	9	10	11	12	13	14	15	16	17	18	19	20	21	22	23	24	
Johnson George	50	190	-	2400	300	50	8	1	3	-	3	18	9	500	-	150	-	390	250	-	-	-	-	1
Wallace Mack	82	155	-	1870	50	30	5	-	3	-	1	18	10	487	-	150	-	220	160	-	-	-	-	2
Nicholson Robert	41	45	-	860	150	-	1	3	2	-	1	23	14	650	-	157	-	150	300	-	-	-	-	3
Wallace Payer	50	143	-	1930	100	160	4	2	3	-	3	10	30	895	-	125	-	580	180	-	-	-	-	4
Morrison Alfred	20	140	-	1600	100	-	5	-	2	-	2	8	12	400	-	80	-	180	-	-	-	-	-	5
Morrison Ellis	12	-	-	1200	125	-	2	-	2	-	-	-	5	215	-	30	-	240	-	-	-	-	-	6
Bosden Russell	43	160	-	2030	125	50	3	2	3	-	5	16	15	540	-	170	-	400	250	-	-	-	-	7
McKining William	40	192	-	1880	100	30	2	-	2	-	3	-	12	360	-	100	-	280	15	-	-	-	-	8
Hest Edward	160	254	-	4500	200	10	3	-	6	-	11	20	25	1000	-	300	-	1450	1400	-	-	-	-	9
Powell James	50	170	-	2500	100	50	8	-	5	2	6	30	20	760	-	40	-	600	500	-	-	-	-	10
Pace Stephen	16	-	-	820	50	-	2	-	1	-	2	-	-	200	-	-	-	300	100	-	-	-	-	11
Duckner Richard	112	100	6	4160	250	130	11	2	3	-	15	-	50	1530	-	600	-	1200	600	-	-	-	-	12
Hudgins Moses	200	-	160	9825	200	200	7	-	5	-	20	50	40	1035	-	450	-	1000	600	-	-	-	-	13
Wardsoy Moses	70	-	-	1400	125	100	3	-	3	-	-	10	25	450	-	380	-	750	500	-	-	-	-	14
Smith John	18	-	-	450	25	-	-	-	-	-	-	-	-	-	-	-	-	540	-	-	-	-	-	15
Hunt Jacob	54	-	-	1350	125	50	-	2	2	-	-	5	17	330	-	150	-	480	330	-	-	-	-	16
Kibler Jr. Jeremiah	80	25	-	2125	100	25	7	-	4	-	6	6	25	625	-	200	-	825	200	-	-	-	-	17
Murphy Alexander	85	-	-	1850	100	-	2	2	1	2	-	-	10	420	-	300	-	875	250	-	-	-	-	18
Grantman Howard	22	-	-	530	55	-	1	-	1	-	-	-	3	125	-	100	-	200	-	-	-	-	-	19
Shucky William Wm	115	45	80	4800	150	70	5	-	1	-	-	6	16	583	-	-	-	720	500	-	-	-	-	20
Jones Benjamin	140	120	240	1000	200	200	7	4	3	2	9	20	21	1000	-	450	-	1000	600	-	-	-	-	21
Johnsling	35	20	45	1500	80	-	7	1	1	-	1	4	20	500	-	120	-	400	125	-	-	-	-	22
Nichols Sunday	40	40	40	2000	250	75	2	-	3	-	4	16	15	360	-	60	-	400	40	-	-	-	-	23
Lowen Nancy	72	48	180	5200	100	-	5	-	4	-	4	27	18	604	-	133	-	600	420	-	-	-	-	24
Nicholson Mary	60	40	20	2000	50	-	4	-	2	-	2	26	18	330	-	145	-	600	200	-	-	-	-	25
Adams Alfred	48	-	-	860	75	10	4	-	2	-	2	8	11	290	-	53	-	500	250	-	-	-	-	26
Nicholson Jonathan	80	20	-	2000	100	25	7	-	4	-	6	15	15	640	-	60	-	750	450	-	-	-	-	27
Verans Daniel	65	40	15	3000	100	100	6	-	6	-	3	30	26	670	-	174	-	750	240	-	-	-	-	28
Smith Leonard	40	-	-	1000	100	-	2	1	3	-	7	10	19	452	-	164	-	500	260	-	-	-	-	29
Phillips Ebenezer	30	-	30	1200	75	-	2	-	1	-	-	7	3	165	-	50	-	100	100	-	-	-	-	30
Nicholson David	80	40	-	2400	75	40	4	1	3	-	1	16	7	350	-	50	-	600	200	-	-	-	-	31
Johnson James	22	20	-	500	50	-	2	1	3	-	1	16	7	300	-	-	-	300	300	-	-	-	-	32
Davis James	6	10	-	160	35	-	-	-	1	-	7	9	8	140	-	-	-	150	-	-	-	-	-	33
Davis John	12	-	-	120	25	-	2	-	-	-	-	-	8	150	-	120	-	100	-	-	-	-	-	34
Whinnery Lewis	30	110	-	3000	160	200	2	-	3	-	-	-	10	335	-	120	-	200	-	-	-	-	-	35
Trayer William	50	50	100	3800	100	200	5	1	5	-	4	-	25	700	-	134	-	600	50	-	-	-	-	36
Blanchard Issac	20	-	70	1350	75	-	4	-	3	-	4	-	11	440	-	-	-	350	-	-	-	-	-	37
Sage Bennett	70	17	-	1175	130	-	9	-	2	-	-	4	560	-	58	-	30	120	-	-	-	-	-	38
Sage William	50	55	-	3375	15	-	6	-	1	-	-	4	11	580	-	140	-	635	375	-	-	-	-	39
Rex Hugh	70	-	-	1750	100	50	2	2	1	-	-	-	25	500	-	-	-	1000	-	-	-	-	-	40

2239 ✓
 2247 ✓
 1003 ✓
 91960 ✓
 4355 ✓
 1861 ✓
 158 ✓
 25 ✓
 103 ✓
 6 ✓
 133 ✓
 430 ✓
 617 ✓
 20131 ✓
 5551 ✓
 20935 ✓
 9865 ✓

State of Missouri, enumerated by me on the 19th 20th 21st 22nd day of August, 1870.

W. B. Hubbard, Ass't Marshal.

YEAR ENDING JUNE 1, 1870.

Cotton. Bales (450 lbs.)	Wool. Lbs.	Peas and Beans. Bush.	POTATOES.		Orchard products. Dolls.	Wine. Gallons.	Produce of Market Gardens. Dolls.	DAIRY PRODUCTS.			SEED.					SUGAR.			BEES.		Forest products. Dolls.	Value of Home Manufactures. Dolls.	Value of animals sold for slaughter. Dolls.	TOTAL VALUE. Dolls.						
			Irish. Bush.	Sweet. Bush.				Butter. Lbs.	Cheese* Lbs.	Milk sold. Gallons.	Hay. Tons.	Clover. Bush.	Grass. Bush.	Hops. Lbs.	Hemp. Tons.	Flax. Lbs.	Flax-seed. Bush.	Silk cocoons. Lbs.	Maple. Lbs.	Cane. Hhds. (1,000 lbs.)					Molasses. Gallons.	Wax. Lbs.	Honey. Lbs.			
25	26	27	28	29	30	31	32	33	34	35	36	37	38	39	40	41	42	43	44	45	46	47	48	49	50	51	52			
1	32		23	12	10			300	20																15	160	869	1		
2	36		10		13			100													6				10	144	640	2		
3	23		14					156			2										16				7	112	683	3		
4	25		12		50			150			2														20	108	1118	4		
5	8		15					100													10				12	112	431	5		
6								50																	20	48	297	6		
7	20		60		25			150													80				25	84	750	7		
8			60					100			6										15					84	602	8		
9	40		25		50			200			2										45		200		50	230	2332	9		
10	30		70	20				200			6										20				120	192	1238	10		
11			5	5				20			1										15				5	32	325	11		
12			100	20	75			150			2										30		100			165	3672	12		
13	80		30	10	50			156													50				65	775	2394	13		
14	15		40					50			4										25				40	50	1243	14		
15																												324	15	
16	18		10	3				100													20				15	70	770	16		
17	12		20					100			1										30				30	32	644	17		
18			15					25			4																208	1233	18	
19																												235	19	
20			75					100			10																126	1129	20	
21	68		12					200			10										50				120	436	2208	21		
22	4		10																								122	618	22	
23	19		10	15				50													15				30	109	571	23		
24	50		10		50			50			3										20				68	150	1193	24		
25	25		15		50			100			2										27				42	112	915	25		
26	13		8					25													15				15	48	569	26		
27	20		25	10	30			100													5				24	132	1031	27		
28	45		70		40			400			7										50			40	56	224	1438	28		
29	18		3					100			2										15			80	24	164	405	29		
30	16		3					25																	15	70	271	30		
31	10		15					50			1																110	692	31	
32	25		2					50																			36	48	430	32
33	9							25																			20	98	247	33
34			10																								21	40	264	34
35					15			100			6															20	201	612	35	
36			100	4	50			50			5										15						128	944	36	
37			15					100			5										8						188	578	37	
38			12					50			4										40					7	30	364	38	
39			15					50													12						10	120	462	39
40			150	4	10																							232	1837	40
	655		1077	103	520			3732	20		25									634				300	120	942	6945	36798		

* This will include only such cheese as is made upon the farm. Milk sent to cheese factories will be regarded as milk sold off the farm.

State of Spain, enumerated by me on the 22nd 23rd day of August, 1870.

W. D. Hubbard, Ass't Marshal.

YEAR ENDING JUNE 1, 1870.

1	25	26	27	POTATOES.		30	31	32	DAIRY PRODUCTS.			SEED.					SUGAR.			BEES.		50	51	52	TOTAL VALUE.						
				33	34				35	36	37	38	39	40	41	42	43	44	45	46	47					48	49				
																												Idah.	Sweet.	Orchard products.	Wine.
1				15	20				100											40						128	1344	1			
2				20					100											15						14	142	429	2		
3				40					200											83						134	770	3			
4				10					20																	20	46	845	4		
5				50	60				500		6															100	124	840	5		
6				80	100				50											50						60	784	6			
7		9		8	10				50																	10	60	478	7		
8		8		25																						8	10	173	8		
9		41		25	10	15			100		7									20						50	134	1193	9		
10		35		40	25	50			100		3															33	97	789	10		
11		60				45			78		1									73						138	1093	11			
12		20		6	4	10			100											10	50					14	84	535	12		
13		50		30	3	100			104		10									43	50					28	152	1765	13		
14		17		2					156											18						20	60	539	14		
15		60		10		40			25		1									16						57	177	1063	15		
16				5	4				25		1									12						4	56	330	16		
17				2					30																	15	50	253	17		
18		13							500																		24	184	18		
19									100																		160	694	19		
20		20		3	7				104																		14	48	469	20	
21		18		20					100											10						35	46	654	21		
22		13		16					50											9						22	56	451	22		
23		4		30					500											20							160	470	23		
24		50		20	15				100		38									20						45	120	1038	24		
25		8		6					500											18						10	40	380	25		
26		50		30	6	50			100		1									18	300					50	96	930	26		
27		18		20		100			100		10									70						50	135	1235	27		
28		60		30		45			256		10									40	3	30				75	208	1441	28		
29		25		80		10			200		2									13							48	1055	29		
30		27		20					104											16						15	144	1488	30		
31				5					100		3									20							72	237	31		
32		20		6					200																	80	84	348	32		
33				6		50			100																	10	68	431	33		
34				5	3				50											10							25	229	34		
35		22							365																		63	90	650	35	
36									130																		5	62	891	36	
37				30	15				300											48							136	648	37		
38		21		15					50																		9	44	473	38	
39		5		50	20				50																			48	519	39	
40				4					100											15							7	90	302	40	
360		114		125		690		4467		58										112		3		470		793		3661		28088	

* This will include only such cheese as is made upon the farm. Milk sent to cheese factories will be regarded as milk sold off the farm.

SCHEDULE 3.—Productions of Agriculture in Centerville Township, in the County of Greene, in the

Post Office: Springfield



Name of Agent, Owner, or Manager.	ACRES OF LAND.			PRESENT CASH VALUE.		Total amount of wages paid during the year, including value of board.	LIVE STOCK, JUNE 1, 1870.								PRODUCE DURING THE YEAR.									
	Improved.	UNIMPROVED.		Of farm.	Of farming implements and machinery.		Horses.	Mules and Asses.	Milch Cows.	Working Oxen.	Other Cattle.	Sheep.	Swine.	Value of All Live Stock.	WHEAT.		Rye.	Indian Corn.	Oats.	Barley.	Buckwheat.	Rice.	Tobacco.	
		No.	Wood-land.												Other unimproved.	Dolls.								Dolls.
1	2	3	4	5	6	7	8	9	10	11	12	13	14	15	16	17	18	19	20	21	22	23	24	
Pickering John	24	-	-	480	75	5-	1	-	1	2	-	-	6	180	-	60	-	250	-	-	-	-	-	1
Moon Nathan	28	-	-	380	40	-	2	-	1	-	-	-	14	140	-	4	-	360	-	-	-	-	-	2
Baker Thomas	40	20	20	1600	104	100	-	2	2	-	-	18	14	350	-	130	-	370	270	-	-	-	-	3
Wood Nancy	25	-	30	840	100	-	2	-	1	-	-	-	6	200	-	-	-	200	375	-	-	-	-	4
Roberts Marshal	80	-	-	3200	100	100	2	-	2	-	70	-	-	1200	-	-	-	1800	-	-	-	-	-	5
Swiney William	110	200	-	7750	200	850	2	2	3	-	38	-	140	1987	-	-	-	1000	-	-	-	-	-	6
Frank Samuel	28	80	240	7200	500	-	6	4	3	-	4	-	15	1175	-	135	-	800	200	-	-	-	-	7
Patterson Daniel	35	-	-	700	100	25	2	-	2	-	-	-	1	250	-	107	-	400	250	-	-	-	-	8
Park William	20	160	280	12800	330	400	16	-	3	-	3	800	21	2125	-	200	-	1000	900	-	-	-	-	9
Stewart Ezekiel	25	-	-	500	100	-	-	2	1	-	1	-	8	250	-	37	-	475	-	-	-	-	-	10
Whitcomb John	40	40	38	1500	125	15	5	-	2	-	1	-	8	350	-	125	-	530	200	-	-	-	-	11
Ways Thomas	44	-	-	1760	80	15	4	-	4	-	-	-	25	450	-	22	-	2150	225	-	-	-	-	12
Ways James	44	-	-	1760	60	15	4	-	1	-	-	-	5	260	-	20	-	450	180	-	-	-	-	13
Graham Marcus	25	41	-	900	25	-	4	-	4	-	4	3	6	375	-	17	-	300	130	-	-	-	-	14
Moore Samuel	55	-	-	1100	100	-	6	-	3	-	1	-	20	615	-	72	-	600	-	-	-	-	-	15
Coatsy Hannah	200	160	240	10000	4000	30	14	3	10	2	15	21	60	2000	-	500	-	2400	600	-	-	-	-	16
Prophet Margaret	8	-	-	100	75	-	1	-	2	2	-	-	8	125	-	-	-	100	-	-	-	-	-	17
Brown John	10	70	-	930	75	-	2	1	4	-	-	3	11	375	-	38	-	240	-	-	-	-	-	18
Inverstone James	28	52	-	800	50	-	-	-	2	-	2	-	8	85	-	-	-	385	-	-	-	-	-	19
White James	25	84	-	2600	100	50	3	1	1	-	-	-	16	400	-	100	-	400	60	-	-	-	-	20
Spoon Eli	35	95	-	2000	150	20	3	2	3	-	4	12	20	640	-	50	-	350	60	-	-	-	-	21
Brown William	33	-	-	325	100	-	2	-	2	-	-	6	9	250	-	60	-	375	250	-	-	-	-	22
Brown John	35	-	-	325	75	-	2	-	2	-	2	-	-	260	-	150	-	500	250	-	-	-	-	23
Brigg Jesse	40	80	-	1500	75	10	3	-	2	-	7	15	9	400	-	50	-	500	-	-	-	-	-	24
Kelso John	50	40	30	2000	100	-	5	-	2	-	1	10	15	500	-	56	-	400	100	-	-	-	-	25
Kelso John W	35	-	-	750	100	-	3	-	1	-	-	-	6	275	-	75	-	500	150	-	-	-	-	26
Lehman's Peter	35	45	-	600	20	-	3	1	3	-	3	12	12	300	-	9	-	40	-	-	-	-	-	27
McAllister Wesley	115	-	-	4800	740	-	2	-	1	-	2	-	7	365	-	202	-	2100	900	-	-	-	-	28
Campbell William	29	53	-	840	75	-	5	-	4	2	2	10	20	465	-	50	-	280	-	-	-	-	-	29
Blackwell Taylor	44	18	-	1750	125	-	2	-	3	-	-	10	22	540	-	100	-	800	60	-	-	-	-	30
Eric John	15	65	-	600	50	-	-	-	2	2	2	6	12	210	-	16	-	30	-	-	-	-	-	31
Brown Nancy	17	42	-	950	15	-	2	-	1	-	-	-	9	150	-	36	-	160	80	-	-	-	-	32
Brazier Julian	30	63	-	1625	75	-	3	-	2	-	-	-	10	275	-	30	-	700	100	-	-	-	-	33
Nealey Thomas	30	160	-	2100	100	-	5	-	3	2	14	70	23	832	-	117	-	690	200	-	-	-	-	34
Prophet Pleasant	60	20	-	1000	50	-	2	-	3	-	25	10	15	730	-	30	-	1200	-	-	-	-	-	35
Edwards William	39	-	-	335	100	-	-	-	1	2	2	-	-	100	-	19	-	900	-	-	-	-	-	36
Wazni George	47	-	-	100	150	-	2	-	1	-	-	-	-	200	-	-	-	140	-	-	-	-	-	37
Swains Brigg	25	175	-	2000	75	-	3	-	1	-	-	15	18	320	-	-	-	130	-	-	-	-	-	38
Brown Harmon	29	-	-	580	25	-	4	-	-	-	-	-	3	260	-	30	-	300	60	-	-	-	-	39
Tatum Lewis	35	125	-	3200	100	-	5	-	2	-	-	-	10	375	-	50	-	450	100	-	-	-	-	40
	1847	1910	878	84780	4459	1655	132	18	91	14	20	35	18	614	20339	2717		23255	5720					

State of Missouri, enumerated by me on the 23rd & 24th day of August, 1870.
W. D. Hubbard, Ass't Marshal.

YEAR ENDING JUNE 1, 1870.																										TOTAL VALUE.		
Cotton.	Wool.	Peas and Beans.	POTATOES.		Orchard products.	Wine.	Produce of Market Gardens.	DAIRY PRODUCTS.			SEED.					SUGAR.			BEES.		Forest products.	Value of Home Manufactures.	Value of animals slaughtered or sold for slaughter.	Estimated value of stock, including betterments and additions to stock.				
			Irish.	Sweet.				Butter.	Cheese.*	Milk sold.	Hay.	Clover.	Grass.	Hops.	Hemp.	Flax.	Flax-seed.	Silk cocoon.	Maple.	Cane.					Molasses.	Wax.	Honey.	Dolls.
Bales (50 lbs.)	Lbs.	Bush.	Bush.	Bush.	Dolls.	Gallons.	Dolls.	Lbs.	Lbs.	Gallons.	Tons.	Bush.	Bush.	Lbs.	Tons.	Lbs.	Bush.	Lbs.	Lbs.	Hds. (1,000 lbs.)	Gallons.	Lbs.	Lbs.	Dolls.	Dolls.	Dolls.	Dolls.	
25	26	27	28	29	30	31	32	33	34	35	36	37	38	39	40	41	42	43	44	45	46	47	48	49	50	51	52	
1			12					25													9				16	275	1	
2			13					25													13				20	292	2	
3		24	24					50			2										25			9	114	781	3	
4								50																23	56	291	4	
5			10	10	50			104																	120	1536	5	
6			13	7	50			200			30														1382	3033	6	
7			10					50														16			100	1330	7	
8			20	2				78														25				67	8	
9		1200	100	1	10			200			75											100			240	3753	9	
10			12					50														10			16	412	10	
11			75		30			100			2											14			28	737	11	
12			20					100			4											25			96	754	12	
13			10					50														25			56	441	13	
14		3	3					300														37		8	28	471	14	
15								100																	32	610	15	
16		70	20	12	100			520			30											19		12	396	3678	16	
17		6						50														0		3	40	145	17	
18			20	20	5			200														29		13	86	467	18	
19			13					60														24		10	48	346	19	
20			10	10				100			2											15			56	464	20	
21		25	20		50			100																40	112	658	21	
22			10					70														20			84	539	22	
23			10					70														10			40	129	23	
24		15	6	12				50																	88	549	24	
25		15	13					100														25		40	172	693	25	
26			20					25														200				602	26	
27		24	5					100			8													20	108	353	27	
28			60	10				13														25			70	1944	28	
29		22	20					100														22		25	116	500	29	
30		22	100					100														80		30	98	972	30	
31		20	5					50																35	56	203	31	
32			3					25			2											6			48	240	32	
33			10					50														12			48	600	33	
34		130	15					150			4											14		25	194	1129	34	
35		43	6	3				50																20	104	1073	35	
36			10					25																	40	53	36	
37			13					25														12		12		157	37	
38		26	10	15				25														10		25	56	276	38	
39								50																			299	39
40			20					100																	90	533	40	
	1646		751	102	295			3692			159										824			324	4634	31444		

* This will include only such cheese as is made upon the farm. Milk sent to cheese factories will be regarded as milk sold off the farm.

SCHEDULE 3.—Productions of Agriculture in Center Township, in the County of Greene

Post Office: Springfield



Name of Agent, Owner, or Manager.	ACRES OF LAND.			PRESENT CASH VALUE.		Total amount of wages paid during the year, including value of board.	LIVE STOCK, JUNE 1, 1870.								PRODUCE DURING THE YEAR.												
	Improved.	UNIMPROVED.		Of farm.	Of farming implements and machinery.		Horses.	Mules and Asses.	Milk Cows.	Working Oxen.	Other Cattle.	Sheep.	Swine.	Value of ALL live stock.	WHEAT.		Rye.	Indian Corn.	Oats.	Barley.	Buckwheat.	Rice.	Tobacco.				
		No.	Wood-land.												Other unimproved.	Dolla.								Dolla.	Bush.	Bush.	
1. <u>Fryden Joel</u>	43	33	-	1600	100	-	4	-	2	-	3	-	14	360	-	67	-	625	150	-	-	-	-	-	1		
2. <u>Spoon Andrew</u>	28	52	-	1200	75	-	2	-	1	-	6	7	9	320	-	81	-	500	100	-	-	-	-	-	2		
3. <u>Bingham John</u>	19	40	-	400	50	-	1	1	3	-	-	12	3	180	-	-	-	380	-	-	-	-	-	-	3		
4. <u>Riley John</u>	23	-	-	460	50	-	1	1	1	-	-	-	4	133	-	-	-	360	100	-	-	-	-	-	4		
5. <u>Bayles Julia</u>	34	99	-	2500	40	50	1	7	-	-	1	1	3	193	-	-	-	300	200	-	-	-	-	-	5		
6. <u>Spencer James</u>	27	-	-	540	100	-	2	-	1	-	3	-	17	300	-	-	-	340	225	-	-	-	-	-	6		
7. <u>Mason Henry</u>	30	-	50	1000	150	20	1	2	2	-	2	20	20	450	-	-	-	470	150	-	-	-	-	-	7		
8. <u>Wale Jackson</u>	36	-	-	540	15	25	2	-	2	-	-	17	12	225	-	100	-	304	150	-	-	-	-	-	8		
9. <u>Hughes Leolia</u>	39	-	-	585	75	-	2	-	1	-	-	-	-	225	-	-	-	975	-	-	-	-	-	-	9		
10. <u>Fryden Samuel</u>	12	-	-	200	10	-	2	1	1	4	-	-	4	275	-	-	-	150	-	-	-	-	-	-	10		
11. <u>Winshaw Newton</u>	10	70	-	370	15	-	3	-	1	-	2	2	7	180	-	30	-	30	-	-	-	-	-	-	11		
12. <u>Blackwell Joel</u>	28	54	-	1200	75	-	2	-	2	-	1	16	20	384	-	76	-	450	80	-	-	-	-	-	12		
13. <u>Woodward Jacob</u>	33	135	-	2570	300	-	6	-	4	4	4	10	16	740	-	37	-	120	-	-	-	-	-	-	13		
14. <u></u>																										14	
15. <u>Jones Benjamin</u>	40	40	-	2500	125	100	4	-	1	4	-	-	18	300	-	125	-	500	125	-	-	-	-	-	-	15	
16. <u>Jones Matilda</u>	80	80	-	6000	100	50	6	-	1	2	6	-	9	600	-	40	-	600	120	-	-	-	-	-	-	16	
17. <u>McCormick Benjamin</u>	44	3	53	2300	150	150	4	-	1	4	10	-	24	395	-	45	-	200	50	-	-	-	-	-	-	17	
18. <u>Blackwell Sylvester</u>	40	40	-	2000	100	-	3	3	3	-	-	-	17	650	-	40	-	400	100	-	-	-	-	-	-	18	
19. <u>Young Ezekiel</u>	40	80	-	3000	100	125	3	-	3	4	3	15	15	784	-	50	-	600	100	-	-	-	-	-	-	19	
20. <u>Mills Austin</u>	60	10	70	1400	160	-	3	-	4	2	-	8	8	490	-	129	-	480	300	-	-	-	-	-	-	20	
21. <u>Palmer William</u>	70	40	40	3000	100	-	2	-	1	-	2	10	12	230	-	115	-	875	325	-	-	-	-	-	-	21	
22. <u>Murray John</u>	40	-	40	1600	100	15	7	-	3	-	-	-	4	302	-	25	-	750	120	-	-	-	-	-	-	22	
23. <u>Robinson John</u>	125	60	110	5700	200	65	6	3	3	-	2	30	14	885	-	140	-	1300	300	-	-	-	-	-	-	23	
24. <u>Justice John</u>	26	-	-	520	150	-	1	4	2	-	-	6	5	470	-	-	-	400	60	-	-	-	-	-	-	24	
25. <u>Best Hugh</u>	40	40	80	2600	150	65	2	-	2	4	6	-	18	457	-	150	-	300	230	-	-	-	-	-	-	25	
26. <u>Best Elvin</u>	93	-	-	1860	50	75	3	-	2	-	4	-	10	368	-	350	-	1200	75	-	-	-	-	-	-	26	
27. <u>Palmer John</u>	60	20	20	2000	100	50	7	-	2	-	-	-	19	440	-	69	-	500	150	-	-	-	-	-	-	27	
28. <u>Mills James</u>	11	70	-	1000	150	65	2	2	1	-	2	-	-	445	-	-	-	130	125	-	-	-	-	-	-	28	
29. <u>Zellweger Alexander</u>	23	-	55	1000	40	-	3	2	1	-	1	-	4	309	-	-	-	360	62	-	-	-	-	-	-	29	
30. <u>Depee Aaron</u>	108	-	1080	200	90	-	6	-	2	-	5	-	8	600	-	350	-	2400	250	-	-	-	-	-	-	30	
31. <u></u>																											31
32. <u></u>																											32
33. <u></u>																											33
34. <u></u>																											34
35. <u></u>																											35
36. <u></u>																											36
37. <u></u>																											37
38. <u></u>																											38
39. <u></u>																											39
40. <u></u>																											40
				1267	968	1588	49905	2920	555	97	20	55	28	63	154	323	12309	2039	16219	3847							

YEAR ENDING JUNE 1, 1870.																										TOTAL VALUE.		
Cotton.	Wool.	Peas and Beans.	POTATOES.		Orchard products.	Wine.	Produce of Market Gardens.	DAIRY PRODUCTS.			SEED.				SUGAR.				BEES.			Value of animals slaughtered or sold for slaughter.	Estimated value of property, including but-ter, and addi-tions to stock.					
			Irish.	Sweet.				Butter.	Cheese.*	Milk sold.	Hay.	Clover.	Grass.	Hops.	Temp.	Flax.	Flax-seed.	Silk cocoons.	Maple.	Cane.	Molasses.			Wax.	Honey.	Forest products.	Value of Home Manufactures.	
Bales (450 lbs.)	Lbs.	Bush.	Bush.	Bush.	Dolls.	Gallons.	Dolla.	Lbs.	Lbs.	Gallons.	Tons.	Bush.	Bush.	Lbs.	Tons.	Lbs.	Bush.	Lbs.	Lbs.	Hds. (1,000 lbs.)	Gallons.	Lbs.	Lbs.	Dolls.	Dolls.	Dolls.	Dolls.	
25	26	27	28	29	30	31	32	33	34	35	36	37	38	39	40	41	42	43	44	45	46	47	48	49	50	51	52	
1			10		23			100													20				18	64	716	1
2		8	15		23			30																	20	162	713	2
3		22	15	10				100																	30	48	398	3
4			25	5				50													10					56	370	4
5			25		8			10			7										12				12	189	598	5
6								80																		211	683	6
7		45	25	20				75													22				30	96	653	7
8		30	15	1				100													35				41	65	573	8
9			12																								636	9
10								50																		18	178	10
11		2	18	6				25													16				7	140	11	
12		30	3					100																	33	88	609	12
13		20	20	20				100													40				40	192	3216	13
14																												14
15								50													10				11	48	632	15
16			3	3				60			1										12				96	672	16	
17			10					50													15				48	372	17	
18			15					50													40				40	100	745	18
19		30	20	30				104			14														40	361	1200	19
20		20	15	3				150													20				12	134	886	20
21		20	6	20				100													15				312	1936	21	
22			15					150			12										20		100		60	860	22	
23		75	10	15				210			6														28	125	1591	23
24		15						100																		84	474	24
25			75					100			3															71	630	25
26																											1132	26
27			20	5				100													9				231	767	27	
28			25	5				50																		100	397	28
29			30	5				104																		80	131	29
30			100	30	12			300			14															96	2376	30
31																												31
32																												32
33																												33
34																												34
35																												35
36																												36
37																												37
38																												38
39																												39
40																												40

Springfield Mo
 25th August 25/1870
 I hereby certify that the foregoing Census
 returns for Center Township in the
 County of Greene and State of Missouri
 was done by me according to
 law and instructions
W. D. Hubbard

317 561 137 132 2494 57 296 100 375 3140 20635

* This will include only such cheese as is made upon the farm. Milk sent to cheese factories will be regarded as milk sold off the farm.

144

SEP 17 1870

SCHEDULE 3.—Productions of Agriculture in Lelay Township in the County of Graves, in the

Post Office: Springfield Mo

Name of Agent, Owner, or Manager.	ACRES OF LAND.			PRESENT CASH VALUE.			LIVE STOCK, JUNE 1, 1870.								PRODUCE DURING THE YEAR.										
	Improved.	UNIMPROVED.		Of farm.	Of farming implements and machinery.	Total amount of wages paid during the year, including value of stock.	Horses.	Mules and Asses.	Milch Cows.	Working Oxen.	Other Cattle.	Sheep.	Swine.	Value of All Live Stock.	WHEAT.		Rye.	Indian Corn.	Oats.	Barley.	Buckwheat.	Rice.	Tobacco.		
		No.	Wood-land.												Other unimproved.	Dolls.								Dolls.	Dolls.
1	2	3	4	5	6	7	8	9	10	11	12	13	14	15	16	17	18	19	20	21	22	23	24		
1 Wood James Ls	90	20	77	8500	120	90	2	2	2	2				570		250		150							
2 Smith Henry	40			1500	10				2		1			200											
3 Lelay Benjamin	57			2250	300	72	2	4	3		10			50	1000	300		800	250						
4 Roberson English	35			1400		50	7		1	2				8	725			375	95						
5 Cooper Geo W	160	160		8000	300	50	8		3		7	10	30	965		500		1200	500						
6 Thompson James R	140	50	20	4500	75	124	3	3	6		12		12	800		200		500							
7 Plank James W	180	40	75	11960	200	325	2	8	5		5	5	40	1420		700		1400	200						
8 Bryant Lewis	40			1500	15		2		2		3			8	305			450							
9 Kaydon Charles A	150	350		20000	150	68	12	2	3		3		50	1300		400		1400	400						
10 Thompson Elizabeth	15	280	305	4000	25	15	3	2	2				28	610				500							
11 Thompson Wm L	60			800	30	144			2	1				6	230			1800	90						
12 Thompson Ellen R	40			1200	100		2		2					7	200										
13 Tisdall James S	40	20		1500	35		2		1		1		14	240		44		100							
14 Campbell John	80	320	80	3200	100		3	1	3		6	11	40	575		150		200	350						
15 Stapp Harriet	60	20		2500	13		1		1				4	140		65		50							
16 Miller James	30		10	800			2		1					7	200										
17 Gray Thomas	20			200										1	5			100							
18 Gato Daniel B	150	150	60	4000	150	500	5		5	4	15		20	700											
19 Bair John D	50			500	40	15	3		1					7	340										
20 Lyman Wm H	30	130		1000	30	400	3		3	2	1	12	15	490		33		100	25						
21 Gould Andrew	25	15		700	20	10	2		2					9	185		60		200	150				50	
22 Farmer Harry B	60	320	700	3800	50	100	3		2	9	12	12	12	370		125		400	50						
23 Burghon Geo J	125	55		1200	35		4	2	2		2		35	750		60		500	150						
24 Ray Fletcher	40		40	400			3		2				10	375				600						50	
25 Jenkins John H	70	140	30	5000	100	200	7		2		17	40	10	1100		125		1000	150						
26 Patterson William	40	20		2000	25	10	2	1	2		2		14	360		100		400	160						
27 Stapp William B	9		71	500	80	50	2		2				12	275		80		300	20						
28 Lyman Lanson	30	50	80	500	10	75	2		2		2		20	310		50		300	100						
29 Cantrell Pinkney	5	81		1500	30	65	2		2				15	280										800	
30 Parker Robert	40	40		1500	100	50	4		1	2			15	450		20		400							
31 Mathews Robert P	30	60	40	5000	120	200	4		3		2		7	570				700							
32 Rainey William B	55	60	92	5000	50	300	2	1	3	2	6	10	10	405		80		500	350						
33 Morris William M	28			855	10	10	1	1	1		1		8	215				150							
34 Linn James	25		10	1000	10	80	2		1				10	150		50		450	200						
35 Gallaway Charles	75	40	45	1800	25	60	2	4	9	4	6	14	15	1050											
36 King Richard	13	37		400	100	5	3		3	2	4	12	5	500											
37 Hollandsworth William	22	18		2500	25	20	3		3				10	400				400	150						
38 Patterson Wm H	60	20		2400	45	320	7		4		8		18	1190		35		700	300						
39 Bushman Martin	100	140		7200	30	10	3	1	5		5	9	10	415		100		150							
40 Totals	2329	2146	1885	155590	2560	3418	123	34	96	22	131	148	582	20305	3527	16575	3790	16575	3790					900	

State of Missouri, enumerated by me on the 4th, 5th, 6th, 7th, 8th days of August, 1870.
Scott Kaye, Ass't Marshal.

YEAR ENDING JUNE 1, 1870.

Cotton.	Wool.	Pigs and Beans.	POTATOES.		Orchard products.	Wine.	Produce of Market Gardens.	DAIRY PRODUCTS.			SEED.			SUGAR.					BEES.		Forest products.	Value of Home Manufactures.	Value of animals slaughtered or sold for slaughter.	TOTAL VALUE.				
			Irish.	Sweet.				Butter.	Cheese.*	Milk sold.	Hay.	Clover.	Grass.	Hops.	Hemp.	Flax.	Flax-seed.	Silk cocoons.	Maple.	Cane.					Molasses.	Wax.	Honey.	
Bales (450 lbs.)	Lbs.	Bush.	Bush.	Bush.	Dolls.	Gallons.	Dolls.	Lbs.	Lbs.	Gallons.	Tons.	Bush.	Bush.	Lbs.	Tons.	Lbs.	Bush.	Lbs.	Lbs.	Hds. (1,000 lbs.)	Gallons.	Lbs.	Lbs.	Dolls.	Dolls.	Dolls.	Dolls.	
25	26	27	28	29	30	31	32	33	34	35	36	37	38	39	40	41	42	43	44	45	46	47	48	49	50	51	52	
			150								40																1000	
			15					4																			10	
			25					75			3										25						836	
		8	5	10																	40						250	
	40	2	150	40	250			300			8													25	180		2062	
			150		200			400		200	20												100		25		1255	
			100		100			250			25													75			1950	
		3	20					25																		10	300	
			15		200			360			42														100		2000	
					20	7		150			3													25			370	
		3		25		5		100			3																1015	
																											300	
			50					100																			550	
	24	5	8	12				250													20			15	53		510	
			15					100																		50	270	
								50																			15	
			10																								60	
								30																			500	
																											20	
	25		10		15						2										20		200		100		445	
			40	10				100													10				70		350	
	29		100					250													10	100			30		570	
			35	25				20																25		60	600	
			20	5				100													12					40	400	
	46		50					200													30					50	900	
			15	10				100													20					25	575	
		5	15					125													40					55	360	
		2	25		100			100													25		40		300	150	835	
			35					50															75			72	245	
			25					75													18					72	385	
		45		10				125																30		75	615	
	20		50	20				50			2										10					50	1055	
			10					50			2														5	50	165	
			50					50													20						375	
								60																			300	
								40																			210	
			8					100																		150	410	
			35					100																		150	850	
	25		10					100			60												10			60	875	
213	29	129	157	995	12			3987		200	210																23793	

* This will include only such cheese as is made upon the farm. Milk sent to cheese factories will be regarded as milk sold off the farm.
 213 29 129 157 995 12 3987 200 210 312 10 625 55 345 1687 23793

State of Missouri, enumerated by me on the 8th 9th 10th 11th 12th days of August, 1870.

Scott Wingo, Ass't Marshal.

YEAR ENDING JUNE 1, 1870.

Cotton. Bales (450 lbs.)	Wool. Lbs.	Peanut Beans. Bush.	POTATOES.		Orchard products. Dolls.	Wine. Gallons.	Produce of Market Gardens. Dolls.	DAIRY PRODUCTS.			SEED.			SUGAR.					BEES.		Forest products. Dolls.	Value of Home Manufactures. Dolls.	Value of articles slaughtered or sold for slaughter. Dolls.	TOTAL VALUE. Dolls.				
			Irish. Bush.	Sweet. Bush.				Butter. Lbs.	Cheese.* Lbs.	Milk sold. Gallons.	Hay. Tons.	Clover. Bush.	Grass. Bush.	Hops. Lbs.	Hemp. Tons.	Flax. Lbs.	Flax seed. Bush.	Silk cocoons. Lbs.	Maple. Lbs.	Cane. Hbds. (1,000 lbs.)					Molasses. Gallons.	Wax. Lbs.	Honey. Lbs.	
25	26	27	28	29	30	31	32	33	34	35	36	37	38	39	40	41	42	43	44	45	46	47	48	49	50	51	52	
			35		200			100			3															130	890	
			15		10			50			2										20		25	300	50	500		
			75	25	150			100			15											10	100			200	1975	
		4	15	6				75																3			565	
											6															35	450	
			125	40	25			100													600					100	875	
	20		20	10	75			100															40		40	125	440	
	22		120	50	50			50			1										30					175	1100	
	23		30		100			100													30	5	100		15	200	665	
			20		100			50																		25	120	440
			40		5			100			1										30					25	120	330
			20					100													5					10	340	1050
	6		15	10	25			100													30					75	160	530
	10	1	75	10				250			2										30					330	875	
			25	20				100													15		25		350	160	750	
	60		250	40	150			100			15										20					75	320	1770
	40		40	15	40			75			3										17		40			300	900	
			15																								40	185
	60		10	20	125			100			1										20					75	285	1290
	10				20																40						200	800
	30		30	20	25			15															6			10	160	575
	10		40		100			75																		5	50	905
	80		100		100			100																		50	150	630
	10		15	15	15			100			1															75	75	400
	30		10		50			125			2															75	90	580
	10		60		50			50																			125	550
	40		50		50			50													80					25	75	735
	60		25					100																		25	325	635
	80		200		60			250													40		50			50	240	1860
	20		8	3																						75	50	260
	30		50	10	40			50													50		150			25	100	490
	30		15	10	20			100															5	50		400	280	1630
					75			25													20					10	125	460
	38		10		5			100																		75	180	781
	38		60		25			100													25					18	120	625
	11		15					50																		12	40	374
	25		10		15																5					10	75	255
	20							100													25					25	80	293
	18		5																							8	70	342
	80		30		100			75													30					105	190	1008
<u>341</u>	<u>1678</u>	<u>1805</u>						<u>3115</u>												<u>1174</u>					<u>5068</u>	<u>5970</u>	<u>29765</u>	

* This will include only such cheese as is made upon the farm. Milk sent to cheese factories will be regarded as milk sold off the farm.

841 51678 304 1805

3115 62

1074 20 511 28 2068 5970 29768

SCHEDULE 3.—Productions of Agriculture in Clay Township in the County of Greene in the

Post Office: Springfield Missouri



Name of Agent, Owner, or Manager.	ACRES OF LAND.			PRESENT CASH VALUE.		Total amount of wages paid during the year, including value of board.	LIVE STOCK, JUNE 1, 1870.								PRODUCE DURING THE											
	Improved.	UNIMPROVED.		Of farm.	Of farming implements and machinery.		Dolls.	Dolls.	Horses.	Mules and Asses.	Milch Cows.	Working Oxen.	Other Cattle.	Sheep.	Swine.	Value of All Live Stock.	WHEAT.		Rye.	Indian Corn.	Oats.	Barley.	Buckwheat.	Rice.	Tobacco.	
		No.	Wood-land.														Other unimproved.	Spring.								Winter.
1	2	3	4	5	6	7	8	9	10	11	12	13	14	15	16	17	18	19	20	21	22	23	24	25		
1 Stone Low	30	90		1200	90		2		4	2	4	7	30	500		142			1000	200						
2 Bates Benjamin	17	32		500	15		1				1			7	170		49		150					150		
3 Cooper Benj. J.	87	205		1000	35		3	1	2		2			50	550				1600	600						
4 Jones David	40			1200	50	20	7		1					9	540				800	150						
5 Simpson Jas. W.	27	154		5400	100		2		2					5	250		320		600							
6 Hampton Milton	100	100		8000	50	1500	3	2	5		10			11	920				400	400						
7 McCracken Albert	150	210		15000	200	1800	9		4	6	10	25	25	1450		406			600	700						
8 Robinson Nathan	100	180		8000	150		4		2				10	50	450		240		2500	100						
9 McCoskie Nathaniel	75	40	5	5000	15		3	2			2	19	12	360		70			300	300						
10																										
11																										
12																										
13																										
14																										
15																										
16																										
17																										
18																										
19																										
20																										
21																										
22																										
23																										
24																										
25																										
26																										
27																										
28																										
29																										
30																										
31																										
32																										
33																										
34																										
35																										
36																										
37																										
38																										
39																										
40																										
Totals	626	1011	5	54300	705	3330	34	5	20	8	24	61	199	5140	1227	7950	2450								50	

626 1011 5 54300 705 3330 34 5 20 8 24 61 199 5140 1227 7950 2450 50

SCHEDULE 3.—Productions of Agriculture in *Jackson Township*, in the County of *Greene*, in the

Post Office: *Springfield*



1	ACRES OF LAND.			PRESENT CASH VALUE.		7	LIVE STOCK, JUNE 1, 1870.								PRODUCE DURING THE									
	Improved.	UNIMPROVED.		Of farm.	Of farming implements and machinery.		Total amount of wages paid during the year including value of board.	Horses.	Mules and Asses.	Milk Cows.	Working Oxen.	Other Cattle.	Sheep.	Swine.	Value of ALL live stock.	WHEAT.		Rye.	Indian Corn.	Oats.	Barley.	Buckwheat.	Rice.	Tobacco.
		No.	Wood-land.													Other im-proved.	Dolls.							
2	3	4	5	6	7	8	9	10	11	12	13	14	15	16	17	18	19	20	21	22	23	24		
1	Gibson John	60	178	-	4000	100	70	3	-	2	-	-	20	280	-	64	-	150	400	-	-	-	-	1
2	Dillard William	104	85	-	2300	400	135	4	5	4	-	5	20	45	1265	-	425	-	1000	900	-	-	-	2
3	Smith Robert	79	-	-	1200	125	150	7	5	1	-	7	-	10	1130	-	253	-	1225	400	-	-	-	3
4	Young John	85	189	-	5200	180	125	4	1	2	-	16	35	35	739	-	225	-	980	390	-	-	-	4
5	Fordah Ambrose	40	120	-	2500	125	400	6	5	3	-	11	33	35	1160	-	150	-	600	875	-	-	-	5
6	Dillard George	103	149	-	3780	275	140	10	4	2	-	12	35	50	1738	-	296	-	1225	400	-	-	-	6
7	Hawkins William	40	120	-	2000	150	35	2	-	3	-	4	4	50	391	-	139	-	375	200	-	-	-	7
8	Trott Bra	48	-	-	960	50	-	5	-	5	-	-	-	20	450	-	40	-	700	150	-	-	-	8
9	Massick Ebenezer	26	-	-	520	50	4	2	-	2	-	1	21	16	270	-	-	-	425	225	-	-	-	9
10	Potter John	26	-	-	520	120	-	1	2	-	-	-	-	6	300	-	50	-	150	150	-	-	-	10
11	Potter Henry	75	124	-	2500	150	30	3	3	6	-	12	15	30	852	-	150	-	500	800	-	-	-	11
12	Eraus Francis	84	-	-	2100	100	60	3	-	3	2	6	31	20	555	-	363	-	875	420	-	-	-	12
13	Jeffries Nathaniel	23	-	-	690	50	100	2	-	3	-	6	14	12	375	-	110	-	300	-	-	-	-	13
14	Stanforth Mary	180	370	-	11000	225	80	5	2	8	2	8	4	40	1106	-	300	-	7250	875	-	-	-	14
15	Ward Thomas	15	-	-	375	100	65	3	-	2	-	-	8	12	398	-	27	-	-	-	-	-	-	15
16	Jones Richard	12	114	-	1060	40	-	1	1	1	2	1	-	1	158	-	156	-	120	-	-	-	-	16
17	Cassidy John	13	-	-	260	75	-	2	-	1	-	-	-	2	140	-	-	-	150	-	-	-	-	17
18	Jones Richard	45	485	-	5300	50	20	3	-	4	6	6	-	40	750	-	300	-	150	200	-	-	-	18
19	White Hulob	25	135	-	1600	75	-	2	-	2	-	3	15	40	320	-	50	-	180	60	-	-	-	19
20	Milton David	50	138	-	2000	125	15	5	2	3	2	1	30	110	700	-	115	-	330	70	-	-	-	20
21	Milton William	30	60	-	1300	80	25	6	-	2	-	10	20	20	720	-	62	-	240	-	-	-	-	21
22	Robinson Thomas	20	-	-	400	60	-	1	-	1	2	3	40	50	230	-	100	-	200	-	-	-	-	22
23	Rogers James	40	65	-	1250	100	25	6	-	2	-	5	40	20	630	-	64	-	450	200	-	-	-	23
24	Cannon William	22	-	-	220	35	-	2	-	2	-	3	20	50	430	-	23	-	150	150	-	-	-	24
25	Saldwell Absalom	30	90	-	1500	150	-	3	-	2	2	3	20	20	460	-	110	-	200	240	-	-	-	25
26	Warren Isaac & Mary	40	132	-	1376	125	30	4	3	4	4	2	14	15	585	-	85	-	375	120	-	-	-	26
27	Cornstock Isander	20	60	-	1200	50	150	2	-	2	4	2	20	10	495	-	-	-	320	-	-	-	-	27
28	Hawkins Joseph	30	50	-	1000	75	-	3	2	2	4	7	15	15	450	-	20	-	300	100	-	-	-	28
29	Wearr Peter	140	100	-	6000	100	450	3	3	3	3	13	-	30	1022	-	603	-	875	-	-	-	-	29
30	Potter Jackson	45	60	-	2100	125	100	1	1	1	-	1	6	15	340	-	35	-	480	280	-	-	-	30
31	Hawkins James	50	50	-	1800	40	50	1	2	2	-	-	10	15	400	-	100	-	400	100	-	-	-	31
32	Potter Benjamin	25	56	-	1600	100	25	3	3	2	-	1	11	10	530	-	45	-	250	100	-	-	-	32
33	Jennings John	16	-	-	320	75	-	2	-	2	-	-	5	3	170	-	30	-	200	-	-	-	-	33
34	Potter Rachel	45	85	-	2500	100	-	4	-	2	-	2	14	10	400	-	70	-	250	60	-	-	-	34
35	Massey Volney	42	-	-	1260	100	200	2	-	1	-	2	2	10	270	-	105	-	375	200	-	-	-	35
36	Piper Semidas	40	-	-	1000	100	75	4	1	3	-	4	15	20	560	-	90	-	375	240	-	-	-	36
37	Piper Samuel	40	180	-	6400	300	100	3	-	4	-	14	-	12	411	-	-	-	40	100	-	-	-	37
38	Kitchell Calvin	57	130	-	3900	150	65	2	-	2	-	-	-	14	192	-	-	-	120	100	-	-	-	38
39	Castott Rebecca	30	40	-	1750	25	-	1	-	4	-	-	-	15	175	-	-	-	250	300	-	-	-	39
40	Smith John	13	-	-	390	75	-	-	-	1	1	-	-	-	125	-	-	-	325	-	-	-	-	40

1898 3365 87131 2384 126 45 91 20 168 454 827 21288 4752 16440 7285

State of , enumerated by me on the day of , 1870.

 , Ass't Marshal.

YEAR ENDING JUNE 1, 1870.

YEAR ENDING JUNE 1, 1870.																									TOTAL VALUE.			
Cotton. Bales (50 lbs.)	Wool. Lbs.	Peas and Beans. Bush.	POTATOES.		Orchard products. Dolls.	Wine. Gallons.	Produce of Market Gardens. Dolls.	DAIRY PRODUCTS.			SEED.					SUGAR.			BEER.		Forest products. Dolls.	Value of Home Manufactures. Dolls.	Value of animals slaughtered or sold for slaughter. Dolls.	Estimated value of all farm produc- tion, including bet- terments and addi- tions to stock. Dolls.				
			Irish. Bush.	Sweet. Bush.				Butter. Lbs.	Cheese.* Lbs.	Milk sold. Gallons.	Hay. Tons.	Clover. Bush.	Grass. Bush.	Hops. Lbs.	Hemp. Tons.	Flax. Lbs.	Flaxseed. Bush.	Silk cocoons. Lbs.	Maple. Lbs.	Cane. Hhds. (1,000 lbs.)					Molasses. Gallons.	Wax. Lbs.	Honey. Lbs.	
25	26	27	28	29	30	31	32	33	34	35	36	37	38	39	40	41	42	43	44	45	46	47	48	49	50	51	52	
1																											1	
2																												2
3																												3
4																												4
5																												5
6																												6
7																												7
8																												8
9																												9
10																												10
11																												11
12																												12
13																												13
14																												14
15																												15
16																												16
17																												17
18																												18
19																												19
20																												20
21																												21
22																												22
23																												23
24																												24
25																												25
26																												26
27																												27
28																												28
29																												29
30																												30
31																												31
32																												32
33																												33
34																												34
35																												35
36																												36
37																												37
38																												38
39																												39
40																												40

* This will include only such cheese as is made upon the farm. Milk sent to cheese factories will be regarded as milk sold off the farm.

SCHEDULE 3.—Productions of Agriculture in Jackson Township, in the County of Greene, in the Post Office: Cheney


Name of Agent, Owner, or Manager.	ACRES OF LAND.			PRESENT CASH VALUE.		Total amount of wages paid during the year, including value of board.	LIVE STOCK, JUNE 1, 1870.								PRODUCE DURING THE										
	Improved.	UNIMPROVED.		Of farm.	Of farming implements and machinery.		Horses.	Mules and Asses.	Milch Cows.	Working Oxen.	Other Cattle.	Sheep.	Swine.	Value of ALL live stock.	WHEAT.		Rye.	Indian Corn.	Oats.	Barley.	Buckwheat.	Rice.	Tobacco.		
		No.	Wood-land.												Other unimproved.	Dolls.								Dolls.	No.
1	2	3	4	5	6	7	8	9	10	11	12	13	14	15	16	17	18	19	20	21	22	23	24		
Brown John C.	40	140		1800	150	25	8	2	2			40	20	500		100		400	30						
Carter John	40	40		500	100	10	2	2	2			1	20	20	500		20		400	400					
Herkness John	90	210		4000	180		54	2	5			5	80	80	800		100		400	400					
Hitchell Daniel C.	25			200	50		4								250				200	50					
Lee William P.	25			200	20		2							16	250				200	100					120
Snider Chaddens	46	240		1800	100	90	7	1	21			3	12	24	700				700	600					
Snider Richard H.	40	100		2200	150	20	5	8	2			4	25	20	300		75		400	600					
Wormack William	90	90		1800	100	20	9	2	3			7	26	13	500		55		300	100					
Wormack Elizabeth	100	130		2500	150	25	6		2			1	12	15	600		65		500	250					
Wormack Madison H.	25	25		400	100	10	8	2	1			1	18	8	400		60		200	120					
Bracy Erasmus	20	100		600	50		1		1	2				16	200		30		150						
Owen James L.	40	120		200	150		2	3	3			1	25	15	400		50		250	250					
Stratton Armsted	22	138		1250	100		8		3			4	29	20	720		60		250	100					
Brown Caleb	100	140		2400	150	100	5		4			6	30	25	600		140		700	300					
Snider Alexander	50	100		2000	150		6	8	4			6	25	15	700		200		500	200					
Jennings Thomas D.	25			200	100		3	2	2			2	20	8	400		50		150	80					
Ramsey James C.	15			150	50		1								100				250						
Snider John W.	40	160		2200	100		3	2	3			3	16	12	400		40		400	200					
Webb Emory	90			200	50		4		1					17	400		35		300	200					
Jacobs James W.	25	55		300	100		4	2	3			1		10	400				250	300					
Jennings John H.	90	58		400	50		1								100				100						
Spain Jesse	90	50		200	50			2	2			10	14	200		24			60						60
Spain Elijah A.	18			180	20		1		2			7	7	150				100	200						60
Mussell George	80	875		3100	250	25	8		2	4	11	46	8	200		186		500	500						
Mussell James M.	25			200	85		2		1			6	7	200		85		200	150						
Owen William B.	45	115		1200	100	20	6		5			7	20	20	600		150		250	350					
Webb Susan W.	90	100		1300	50	10	2		2			2	11	17	250		83		200						
Triplett Maria P.	18	22		200	50		1		3	2				12	175		35		150	60					
Wormack William H.	40	80		1500	150		5	1	3			1	22	12	600		125		250	150					
Wormack Madison H.	140	256		7500	200	50	7		5			10	30	20	800		318		1500	300					
Wormack Richard B.	45	199		2500	200	200	5	1	3			3	20	30	600		100		500	200					
Wormack Elizabeth	25			200	75		3		1			1	18	10	200		40		150	100					
Wiseman Robert C.	65	140		4000	250	75	6		5			10	36	20	700		500		300	200					
Wiseman Riccilla	12	48		1000	50		5		4	2	3	14	14	300				150							
Wiseman Delilah	12	48		1000	40		1							5	100		7		100						
Wormack Daniel W.	20	60		900	100	20	4		2			6	18	4	400		30		100	100					
Wright John M.	26			200	75			2	1					5	12	250		35		100	800				
Wright Charles M.	230	440		11800	150	200	7	18	4			5	50	18	1600		460		2000	500					
Wise Sampson	810	120	670	27600	200	1300	8	4	5	4	14	54	50	1450		317		2300	700						
Smith Josiah	40			400	100		4		4					14	400		85		300	75					100
	2281	5039	650	89000	4345	2140	153	54	99	14	115	690	598	19975		3637		16610	8165						1420




SCHEDULE 3.—Productions of Agriculture in Jackson Township, in the County of Greene, in the

Post Office: Cheney

Name of Agent, Owner, or Manager.	ACRES OF LAND.			PRESENT CASH VALUE.		Total amount of wages paid for labor including value of board.	LIVE STOCK, JUNE 1, 1870.								PRODUCE DURING THE YEAR.								
	Improved.	UNIMPROVED.		Of farm.	Of farming implements and machinery.		Horses.	Mules and Asses.	Milch Cows.	Working Oxen.	Other Cattle.	Sheep.	Swine.	Value of ALL live stock.	WHEAT.		Rye.	Indian Corn.	Oats.	Barley.	Buckwheat.	Rice.	Tobacco.
		No.	Wood-land.												Other unimproved.	Dolls.							
1	2	3	4	5	6	7	8	9	10	11	12	13	14	15	16	17	18	19	20	21	22	23	24
Crane Charles	20	100		5	10		2		3		4	20	16	800		48		200	50				
Picket William D.	60	100		3000	100	50	2	2	3		5		1	500		60		150	50				
Harney G.	49			400	80		7	1	3		5	8	12	200		60		400	100				
Rudd Sarah L.	50	120		1500	100	20	2		1		2		2	200		80		300	150				1200
Kepley George R.	35	200		1800	50	10	6		2		2	8	12	400		60		200	100				
Osborne William	30			200	75	10	6		2		5	15	30	400		24		200	100				
Grimes Alexander	100	140		5000	200	150	7		5		4	8	16	700		150		500	500				
Grimes Solomon	12	68		850	150		2		1				9	250		15		800	100				
Mills Nathaniel	20	120		850	110		3		2				19	290				200					
Hanck Mordecai	22	68		200	100		5		2	4	2	8	12	500		70		200					
Hornback Henderson	24	24		320	300		4		3		1	25	20	400		41		400					
Smith John	40	100		2000	200	20	7	2	3		1	15	6	600		42		300	150				
Stratton Israel	57			800	100		6		2				30	400		250		1500	100				
Bass Martin	80	160		1200	150	25	2	1	4			32	12	500		100		400	240				
Allen Ethan	25			150	100		2		2			20	15	300		70		200	150				
Kusko Richard	58			200	50		4		1		1	15	48	400		166		400	400				
Bell Harrison	210	42		5000	300		7	2	7		8	20	20	1000		500		600	600				
Barnes John C.	45			200	75		5		3		3	22	10	400		57		300	50				50
Rogers John H.	40	120		1600	100		5	2	4		6	27	20	600		130		500	100				50
Holman James C.	30			800	20		1						3	100		50		100	50				
Wilson Pleasant	18	22		300	100	30	2	1	1		1			800				150	100				25
Hornback Daniel H.	48	65		3000	200	40	6	2	3		2	15	20	500		115		200	100				
Andrew William M.	80	20		3000	150	50	7	1	5		4	30	20	800		100		300	400				
Allen Eliza J.	45	35		1600	75	20	1		2			12	10	200		90		200	150				
Holden William	40	120		2500	100	50	3		3		1	20	12	400		50		300	200				
Holden Joseph M.	26	54		1400	50		1		2		3	14	6	200		80		150	75				
Barnes Mary	18	25		400	50	10	2	1	2		2	8	6	200		40		150	25				
Morris William R.	38	8		700	30	10	3	1	1		2	17	12	200		40		400	40				
Halls George W.	34			800	100				2	1			4	300		45		300	200				20
Smith Andrew G.	20	80		1000	50		2		1		2	30	20	200		30		300	200				200
Bass Henderson	80	65		2400	100	50	9	3	5	2	6	50	25	1200		180	35	600	200				
Hornback Henry H.	60	20		1000	150		5		2		2		12	400		50		300	200				
Campbell George G.	30			300	100		4		2				3	400		70		900	60				
Campbell Mary A.	10			100	30		2						6	300				100	60				
Murphy Betsy J.	20			200	20		1		1					100				150					
Dillin Benjamin	12			120	100		2		2				12	250				300					
Mason William M.	25			250	75		2		2				15	225		34		100	100				
Bass McLeod	60	100		1200	100		2		3				6	350		36		500	150				
Boaxter Jonathan	26	70		800	20		3		1		1	17	13	250		21		100	100				500
Murphy Richard	30	50		1000	75		1		3			20	15	200		50		200	60				
	176	216		45000	4015	545	140	20	91	6	70	470	479	1545		3057	55	12450	5410				2240



SCHEDULE 3.—Productions of Agriculture in Jackson Township, in the County of Greene, in the Post Office: Cheney



Name of Agent, Owner, or Manager.	ACRES OF LAND.			PRESENT CASH VALUE.		Total amount of wages paid during the year, including value of board.	LIVE STOCK, JUNE 1, 1870.								PRODUCE DURING THE YEAR.									
	Improved.	UNIMPROVED.		Of farm.	Of farming implements and machinery.		Horses.	Mules and Asses.	Milk Cows.	Working Oxen.	Other Cattle.	Sheep.	Swine.	Value of all live stock.	WHEAT.		Rye.	Indian Corn.	Oats.	Barley.	Buckwheat.	Rice.	Tobacco.	
		Wood-land.	Other unimproved.												Dolls.	Dolls.								No.
1	2	3	4	5	6	7	8	9	10	11	12	13	14	15	16	17	18	19	20	21	22	23	24	
Anderson James	30	30		300	50		1	2	2	1		6	200				200							1
Blakey Washington	25	40		300	75		2	2		4		14	200		40		300	50						2
Brooks William	30	110		800	100		2	1		4	12	15	250		40		200	100						3
Williams Stephen	20	100		400	75		3	1			10	12	250		20		150	50						4
Conley Alfred C.	150	150		2500	150		8	1	3	2	7	20	30	500		140		200	200					5
Williams William W.	12	68		500	50			2	1			10	150				200	50						6
Brennell Robert	40	80		500	50	10		6	2		1	40	300				250							7
Kirk Jesse B.	40	120		1000	100	20	2	1	5		8	20	15	500		20		100						8
Potter Elsie	30	70		1000	100		3		2	4	5	6	8	600		15		300	200					9
Martin Jesse	20	60		400	75		3	1		1		14	300				100	300						10
Childers John R.	35	85		2400	50		2	4	4	2	12	30	18	725				400						11
Lane Harrison	20	80		300	75		2		2			17	300		16		200	100						12
Winn Richard M.	12			120	75		2	2	2		1	25	6	400				160	60					13
Dishman James	24			240	10		2	1	3			4	8	300		60		100	150					14
Dishman Jeremiah	22.5	80		2500	100		3		2		5	15	12	400		80		200	100					15
Smith James A.	30			200	75		4	1	2		7	12	500		60		300							16
Piper George D.	45	35		1200	50	10	4	1	2		2	8	10	300				200	50					17
Dishman Logan M.	30	50		480	100		3		2		3	5	7	200		86		100	70					18
Bishop John W.	25	80		200	60		6		1		4		8	300				100	100					19
Melton Alvis M.	30	80		300	100		4		2		2	12	400		50		250	20						20
Melton James C.	25			200	75		1		1			3	1	200		30		150	100					21
Lane Sarah	30	90		2500	100		2		1		3	15	200		80		50							22
Cookins Mary C.	18	42		600	50		1		2	2		4	7	200				250						23
Thomas Lydia	20			200	75		1		2			8	14	300		40		100	50					24
Lamb William	25	95		1200	100		1		1		1	5	30	150				200	150					25
Thomas John W.	24			200	50		2		1				150				150	200						26
Binch Jesse M.	33	57		200	50		1		1	2	2	7	16	200		26		200						27
Stamfield Palastid	25	90		200	50		3		2	4			12	300		40		200	100					28
Roy Thomas	20			100	20		2						200				200							29
Whitmore Nancy G.	75	124		1700	100	20	4	4	4	2	7	14	15	300		80	14	600	100					30
Wills Basley	50	31		640	100	20	4		2		1	10	15	400		80		500	160					31
Wilson Thomas B.	25	70		640	150	10	2		1	2		12	11	350		50		400	125					32
Warren Stewart	75	165		1300	50	5	1			2		2	8	150		30		150	40					33
Allman Edward	20	60		200	20		2	1	3		4		16	250				50	15					34
Spain James	30			300	50		3	2	2		1	14	12	400		60		300	120					35
Austin Benjamin	50	90		1000	50		2		2		1	8	17	200		35		200	60					36
Morris Zachariah	35	68		1200	50		2	1	2		3	30	20	350		40		150	60					37
																								38
																								39
																								40
	1175	2350		28420	2650	95	35	27	69	24	90	270	481	1175		1068	14	7500	2700					3490

SCHEDULE 3.—Productions of Agriculture in Pond Creek Township, in the County of Greene


Post Office: Springfield



1	ACRES OF LAND.			PRESENT CASH VALUE.		7	LIVE STOCK, JUNE 1, 1870.								PRODUCE DURING THE YEAR.								
	Improved.	UNIMPROVED.		Of farm.	Of farming implements and machinery.		Horses.	Mules and Asses.	Milch Cows.	Working Oxen.	Other Cattle.	Sheep.	Swine.	Value of all live stock.	WHEAT.		Rye.	Indian Corn.	Oats.	Barley.	Buckwheat.	Rice.	Tobacco.
		No.	Wood-land.												Other unimproved.	Dolls.							
2	3	4	5	6	7	8	9	10	11	12	13	14	15	16	17	18	19	20	21	22	23	24	
1	13	—	—	120	—	—	2	—	—	—	—	—	70	—	—	—	130	—	—	—	—	—	1
2	30	40	—	1000	35	25	2	—	3	—	3	—	20	325	—	100	—	375	—	—	—	—	2
3	20	—	—	200	100	—	7	—	1	—	1	—	12	400	—	123	—	250	—	—	—	—	3
4	38	—	—	430	100	75	6	5	2	—	5	—	17	800	—	184	—	125	45	—	—	—	4
5	12	—	—	250	25	—	1	—	2	4	—	4	4	246	—	33	—	100	—	—	—	—	5
6	60	260	—	3200	300	100	16	—	4	2	36	50	50	1335	—	180	—	625	301	—	—	—	6
7	36	84	—	1500	75	—	2	0	2	4	8	10	20	325	—	65	—	360	140	—	—	—	7
8	46	174	—	1600	250	—	6	—	2	10	2	30	20	950	—	260	—	500	—	—	—	—	8
9	34	60	—	1400	75	30	6	—	2	2	1	18	20	660	—	60	—	600	—	—	—	—	9
10	40	40	—	1000	100	30	1	—	4	1	6	9	13	350	—	30	—	600	—	—	—	—	10
11	18	—	—	225	25	5	1	—	1	—	—	—	—	100	—	41	—	150	20	—	—	—	11
12	40	26	—	750	75	—	4	—	3	—	3	18	14	430	—	50	—	580	100	—	—	—	12
13	50	70	—	1500	100	40	5	—	2	—	5	10	20	695	—	113	—	325	400	—	—	—	13
14	110	170	—	3500	150	—	5	—	4	—	20	20	60	1370	—	300	—	1000	250	—	—	—	14
15	4	—	—	60	40	—	1	—	2	—	2	2	11	200	—	—	—	30	—	—	—	—	15
16	33	—	—	560	50	35	4	—	2	—	1	10	10	350	—	175	—	300	—	—	—	—	16
17	23	—	80	1050	110	20	2	—	2	—	3	—	7	300	—	60	—	312	—	—	—	—	17
18	7	—	—	70	10	—	—	—	1	—	—	—	—	50	—	—	—	140	—	—	—	—	18
19	25	145	—	1700	100	—	3	—	2	—	2	—	10	300	—	70	—	375	130	—	—	—	19
20	8	—	—	80	50	—	1	—	1	2	—	—	—	75	—	—	—	175	—	—	—	—	20
21	80	40	—	1200	150	20	11	—	2	—	7	18	25	1182	—	300	43	625	—	—	—	—	21
22	40	120	—	2000	120	40	4	—	2	—	1	70	18	460	—	170	—	325	75	—	—	—	22
23	13	—	—	180	60	—	2	—	1	—	—	4	6	250	—	18	—	70	—	—	—	—	23
24	10	—	—	125	160	—	1	—	—	—	—	7	4	100	—	—	—	130	—	—	—	—	24
25	30	—	—	600	100	15	6	—	1	—	9	15	12	435	—	250	—	430	250	—	—	—	25
26	22	—	—	330	60	—	2	—	1	—	1	6	3	200	—	30	—	375	100	—	—	—	26
27	90	270	—	4000	100	250	18	—	2	—	—	30	100	1005	—	120	—	500	300	—	—	—	27
28	52	—	—	1000	130	25	2	—	2	—	3	—	14	320	—	187	—	675	250	—	—	—	28
29	13	145	—	1600	70	—	5	—	1	—	1	—	4	460	—	—	—	120	—	—	—	—	29
30	40	20	199	3000	100	50	4	—	2	—	2	—	6	500	—	—	—	500	—	—	—	—	30
31	18	—	—	200	—	—	1	—	—	—	—	—	—	120	—	30	—	300	—	—	—	—	31
32	20	—	—	250	50	—	2	—	2	—	1	—	—	210	—	160	—	—	200	—	—	—	32
33	8	—	—	100	—	—	1	—	—	—	—	—	—	58	—	—	—	100	—	—	—	—	33
34	15	—	—	150	125	—	3	—	2	—	—	—	—	300	—	—	—	100	—	—	—	—	34
35	40	—	—	300	100	15	2	—	1	—	4	—	5	325	—	—	—	375	300	—	—	—	35
36	60	—	—	1200	100	50	2	—	3	—	4	7	15	340	—	438	—	600	250	—	—	—	36
37	30	250	—	4000	100	250	4	—	2	—	—	1	2	465	—	—	—	400	—	—	—	—	37
38	24	16	—	500	75	—	5	—	1	2	—	—	13	380	—	42	—	340	—	—	—	—	38
39	60	—	—	1200	100	100	3	—	1	—	6	7	3	310	—	—	—	600	900	—	—	—	39
40	27	93	—	1000	100	50	2	—	1	—	2	—	7	270	—	—	—	340	200	—	—	—	40
	1334	2067	279	43450	3570	1210	157	5	69	23	134	321	477	17259		3591	43	13977	4231				

SCHEDULE 3.—Productions of Agriculture in

Pond Creek Township in the County of Greene



Post Office: Springfield

Name of Agent, Owner, or Manager.	ACRES OF LAND.			PRESENT CASH VALUE.		Total amount of wages paid to hired hands, including value of board.	LIVE STOCK, JUNE 1, 1870.								PRODUCE DURING THE YEAR.										
	UNIMPROVED.			Of farm.	Of farming implements and machinery.		Horses.	Mules and Asses.	Milch Cows.	Working Oxen.	Other Cattle.	Sheep.	Swine.	Value of all live stock.	WHEAT.		Rye.	Indian Corn.	Oats.	Barley.	Buckwheat.	Rice.	Tobacco.		
	Improved.	Woodland.	Other unimproved.												Spring.	Winter.									
	No.	No.	No.	Dolls.	Dolls.		No.	No.	No.	No.	No.	No.	No.	Dolls.	Bush.	Bush.	Bush.	Bush.	Bush.	Bush.	Bush.	Lbs.	Lbs.		
1	2	3	4	5	6	7	8	9	10	11	12	13	14	15	16	17	18	19	20	21	22	23	24		
Morgan James	18	-	-	360	40	-	1	-	-	-	-	3	80	-	20	-	200	125	-	-	-	-	-	1	
Ritter Michael	12	28	-	800	100	25	2	-	2	-	2	-	3	285	-	-	-	150	-	-	-	-	-	2	
Leiborne William	30	-	30	1600	100	-	1	2	3	-	1	7	10	400	-	75	-	250	125	-	-	-	-	3	
Taylor James	40	-	40	1000	30	13	1	-	1	-	2	-	8	140	-	50	-	320	280	-	-	-	-	4	
Monaghan Elliott	52	-	-	1000	40	-	5	-	1	-	1	-	5	300	-	52	-	700	100	-	-	-	-	5	
Norman James	50	-	30	3000	125	40	7	2	2	-	1	40	15	800	-	170	-	900	300	-	-	-	-	6	
Rennie Ruford	40	-	-	1000	125	60	3	4	4	-	1	10	16	800	-	100	-	500	200	-	-	-	-	7	
Turner Thomas	10	-	-	200	-	-	1	-	1	-	-	-	4	60	-	-	-	130	-	-	-	-	-	8	
Boyd Hugh	110	80	170	7200	150	70	3	-	5	8	8	18	25	627	-	225	-	545	190	-	-	-	-	9	
Newberry Stephen	35	-	45	1000	60	-	2	1	2	-	2	-	20	275	-	-	-	500	-	-	-	-	-	10	
Warkett William	70	-	30	2000	100	100	8	-	10	-	25	-	18	1079	-	260	-	500	500	-	-	-	-	11	
Sogan Benjamin	77	-	3	1600	60	-	2	-	4	-	5	25	25	587	-	140	-	875	75	-	-	-	-	12	
For Carthame	40	40	40	2400	125	60	2	-	1	-	5	-	3	330	-	100	-	150	75	-	-	-	-	13	
Robinson James	60	140	-	2500	100	15	2	-	3	-	3	18	25	382	-	40	-	700	250	-	-	-	-	14	
Wade Wesley	25	-	-	500	20	50	-	2	0	-	2	-	18	295	-	42	-	500	-	-	-	-	-	15	
Wagwood Thomas	163	80	80	2900	100	-	4	3	3	-	5	40	40	1000	-	300	-	800	30	-	-	-	-	16	
Robison William	60	-	-	1600	100	10	4	-	1	-	1	-	16	340	-	150	-	600	260	-	-	-	-	17	
Gamble Richard	33	81	-	2900	100	125	7	-	3	-	3	10	12	700	-	126	-	450	125	-	-	-	-	18	
Robinson Anthony	110	100	-	4000	150	150	2	4	3	2	-	25	15	800	-	300	-	800	300	-	-	-	-	19	
Hart Stephen	36	-	-	900	75	-	1	1	2	-	-	-	10	225	-	-	-	600	120	-	-	-	-	20	
Chambers Richard	10	-	-	250	25	-	-	-	-	-	-	-	-	-	-	-	-	200	-	-	-	-	-	21	
Ragsdale Lenn	30	65	-	1450	100	-	9	1	2	-	3	17	20	700	-	40	-	360	-	-	-	-	-	22	
Loan William	23	135	-	2000	75	-	4	-	3	-	3	20	24	450	-	67	-	300	60	-	-	-	-	23	
Spartman William	80	40	-	1800	100	50	6	6	6	-	10	21	13	1250	-	200	-	525	600	-	-	-	-	24	
Youngblood James	85	75	-	5000	100	200	4	4	2	-	4	10	9	850	-	200	-	800	300	-	-	-	-	25	
Ragsdale Alfred	14	66	-	2000	50	-	2	-	1	-	1	11	11	271	-	-	-	210	330	-	-	-	-	26	
Ragsdale John	7	-	-	175	50	-	2	1	2	-	4	-	-	275	-	-	-	175	-	-	-	-	-	27	
Ragsdale Obadiah	17	-	-	425	25	-	2	1	3	-	2	-	8	350	-	-	-	340	-	-	-	-	-	28	
Ragsdale James	32	-	-	640	75	-	10	1	1	-	9	-	12	925	-	50	-	400	-	-	-	-	-	29	
																								30	
																									31
																									32
																									33
																									34
																									35
																									36
																									37
																									38
																									39
																									40

1361 936 528 49100 2200 750 970 97 35 25 10 101 274 390 14401 2737 13300 4365

State of Missouri, enumerated by me on the 13th and 15th day of August, 1870.
W. D. Hubbard, Ass't Marshal.

YEAR ENDING JUNE 1, 1870.

No.	Cotton. (450 lbs.)	Wool.	Peas and Beans.	POTATOES.		Orchard products.	Wine.	Produce of Market Gardens.	DAIRY PRODUCTS.			SEED.			SUGAR.			BEES.		Forest products.	Value of Home Manufactures.	Value of animals slaughtered or sold for slaughter.	Estimated value of stock, including improvements and additions to stock.	TOTAL VALUE.					
				Irish.	Sweet.				Butter.	Cheese.*	Milk sold.	Hay.	Clover.	Grass.	Hops.	Hemp.	Flax.	Flax-seed.	Silk cocoons.						Maple.	Cane.	Molasses.	Wax.	Honey.
25	26	27	28	29	30	31	32	33	34	35	36	37	38	39	40	41	42	43	44	45	46	47	48	49	50	51	52		
1																											25	221	1
2				25				80												4						64	249	2	
3	19				30			156			1														36	60	302	3	
4			2					100			20									0						100	729	4	
5			5					25													10				6	50	631	5	
6	100		15		25			100													50				100	160	1278	6	
7			6																								24	644	7
8	20		15		50			208			5										20				20	160	482	8	
9			100	10	30			200																			100	967	9
10			35					50																		108	495	10	
11			25		30			150													23					236	1252	11	
12	50		8					104													22				40	208	1069	12	
13			20	1	25			100			4										10					125	535	13	
14	35		15					156													8				32	140	869	14	
15			10		5			25																		12	50	476	15
16	200		20		50			100			10												14	60	40	200	1515	16	
17			50																								98	790	17
18	20		100	15				100			1															25	132	837	18
19	50		25		50			100			6										25				30	180	1419	19	
20			15					50																			24	492	20
21																												120	21
22	20		10	10	25			100													30		60		50	112	665	22	
23	20		12		10			100													6		50		15	84	519	23	
24	60		40	30				200													25		10		80	280	1441	24	
25	50		15					200			4										10				30	137	1499	25	
26			30					20																			48	249	26
27								104													5				2	32	228	27	
28			50	15				100													35				36	80	481	28	
29			15					30																			80	572	29
30																													30
31																													31
32																													32
33																													33
34																													34
35																													35
36																													36
37																													37
38																													38
39																													39
40																													40

Springfield Mo
 August 15-1870

I certify that the foregoing census returns for Pauls Creek Township Greene County Missouri was done by me according to law and instructions


W. D. Hubbard
 Asst Marshal
 1st Dist Mo

644 663 81 330 200 51 283 14 180 554 3081 21224 21226

* This will include only such cheese as is made upon the farm. Milk sent to cheese factories will be regarded as milk sold off the farm.

SCHEDULE 3.—Productions of Agriculture in Robberson in the County of Greene

Post Office: Cheney



Name of Agent, Owner, or Manager.	ACRES OF LAND.			PRESENT CASH VALUE.		Total amount of wages paid during the year, including value of board.	LIVE STOCK, JUNE 1, 1870.								PRODUCE DURING THE YEAR.								
	Improved.	UNIMPROVED.		Of farm.	Of farming implements and machinery.		Horses.	Mules and Asses.	Milch Cows.	Working Oxen.	Other Cattle.	Sheep.	Swine.	Value of ALL live stock.	WHEAT.			Indian Corn.	Oats.	Barley.	Buckwheat.	Rice.	Tobacco.
		Wood-land.	Other unimproved.												Dolls.	Dolls.	Bush.						
No.	No.	No.	Dolls.	Dolls.	Dolls.	No.	No.	No.	No.	No.	No.	No.	Dolls.	Bush.	Bush.	Bush.	Bush.	Bush.	Bush.	Lbs.	Lbs.		
1	2	3	4	5	6	7	8	9	10	11	12	13	14	15	16	17	18	19	20	21	22	23	24
Graves Joseph	60	80	100	5000	300	100	2	2				10	235		120		150						
Lee Samuel	100	30	80	3000	75	150	5	1	3		10	24	18	500		275		300	50				
Went George	20		60	1300	60		3		1		2	5	10	300		40		100					
Wester John A.	25		35	600	100	40	2		2			16	16	250		40		300					
Waufler David	20	22		1000	185	20	2		2		1		12	200				300	100				
Webb Bethuna	30		10	400	40		3	3	4			20	18	360		75		300					
Wright Samuel	40		160	500	50		9				2	8	30	270		125		200	125				
Wright Martin	12		68	1300	20		2		2				18	150				350	200				
Wright William H.	20	10	90	3000	200	150	1	2	2		1	13	15	350		338		400	100				
Smith Richard	35			700	50	15	2		2			11	9	240				600	125				
Stokes Thomas L.	25		75	2000	120	50	2		2		1		20	405				100	200				
Robards Oscar J.	180	18	184	2000	200	150	2	6	3		12	28	8	836		200		1200	25				
Robinson Isaac	215	6	59	8000	250	50	10	3	5		55	15	30	1540		350		1800	300				
Bristle Isaiah M.	55	3	62	1500	20	50	4		1		11		15	442		170		300	100				
Wheeler Elisha	100	148		3500	150	150	7		7		9	37	30	490		160	75	500	500				
Wheeler David H.	15	65		500	40		1							125		100		100	300				
Robinson Martha	60		144	6000	50	75	5		3	2	6	15	26	800		100		400	350				
Winn John H.	100		70	3000	25		3	6	1		1	17	15	1000		55		300	100				
Putman David C.	24	4	22	1800	100		5	1	3		3		12	500		60		400	150				
Ross William W.	45	10	55	3300	100	10	2	7	2		2	30	14	500		125		300	300				
Reagan James S.	30		50	1600	50		3		3			20	15	200		27		400	150				
Graves George M.	12		15	400	10	20	1		1			4	3	100		7		150	30				
Graves Elizabeth	12		48	1000	10		2	1	2			3	5	200				150	10				
Adams William	35	4	126	1400	90		1		1			10	8	170		28		250					20
Harner William H.	25	10	85	1800	100		5		1			17	385		80		250	100					10
Cox Benjamin	20		60	500	10		5		2			25	20	400		50		400					
Robinson Green H.	40		188	1800	50		3		3		4	15	350		60		300						50
White James B.	80		40	2000	145		3		2			8	300		60		300						
Graves George M.	110	70		2500	250	20	4		2	1		19	12	400		140		100					
Hall William P.	16	104		500	60	100	3	1	1	2	2		6	210				200					
Richards Holway P.	28		50	400	45		1		2	2	6		18	150		100		140					40
Lambert William S.	60	148		3500	100	50	11	2	8		11	34	14	958		150		500	400				
Hall John M.	10		80	300	20	20	3	1	1				6	180		30		150					
Hall Jesse	35		25	500	50	20	4	2	2	2			12	300		55		300					20
Blowers Elisha	60		30	600	60		3		2		1		12	250		125		300					
Blowers George M.	10	150		260	20				2		3	13	5	200		50		200	100				
Hunter Oliver H.	45		95	3500	190	25	4	1	1			16	19	350		50		200	100				
Mullings George C.	30		90	1200	100	150	10	2	2		2	14	10	500		40		500	500				
Graves Alexander	120	30	170	3000	600	125	4	3	3		15	42	1650		240		400	500					
Mullings Ebenezer S.	45		55	2500	200	150	4		2		1	8	7	700		108		300	400				
TOTAL	2198	929	2298	91800	4180	1690	146	44	86	2	165	448	572	17503	2766	75	14990	5115					150

1 2 3 4 5 6 7 8 9 10 11 12 13 14 15 16 17 18 19 20 21 22 23 24

State of Missouri, enumerated by me on the 15th day of June, 1870.

William H. Payne, Ass't Marshal.

YEAR ENDING JUNE 1, 1870.

Cotton. Bales (50 lbs.)	Wool. Lbs.	Peas and Beans. Bush.	POTATOES.		Orchard products. Dolls.	Wine. Gallons.	Produce of Market Gardens. Dolls.	DAIRY PRODUCTS.			SEED.			SUGAR.			BEES.		Forest products. Dolls.	Value of Home Manufactures. Dolls.	Value of animals sold for slaughter. Dolls.	TOTAL VALUE. Dolls.									
			Irish. Bush.	Sweet. Bush.				Butter. Lbs.	Cheese.* Lbs.	Milk sold. Gallons.	Hay. Tons.	Clover. Bush.	Grass. Bush.	Hops. Lbs.	Hemp. Tons.	Flax. Lbs.	Flax-seed. Bush.	SILK coccons. Lbs.					Maple. Lbs.	Cane. Hds. (1,000 lbs.)	Molasses. Gallons.	Wax. Lbs.	Honey. Lbs.				
25	26	27	28	29	30	31	32	33	34	35	36	37	38	39	40	41	42	43	44	45	46	47	48	49	50	51	52				
1	26																										430				
2	60		15	8	30			50			10											57		50	100		1545				
3																											400				
4	70		20		75			50			8														50	160	12170				
5																											430				
6	4							50														15		50	15	40	381				
7	25		20		100			100			10													150		350	1964				
8			6	6	5			50														10		25	7		109				
9	16			20	100			250																30	50	110	900				
10	45		15	7	20			150																7	25	60	607				
11	10		15	5				25																			550				
12	50		20		25			100			3													50	100	250	1699				
13	17		10		10			50																			500				
14	11		10					100																			584				
15	25							50																10	25	116	590				
16	15		10					100																			477				
17	44		10					50																		55	80	475			
18	10							50																100	10	70	375				
19			10					100																	30	20	50	360			
20	8		15					100																			810				
21	18		6		20			50																	15	60	618				
22	20		5		50			50																			370				
23	25		15					50																		20	50	411			
24	12		5					50																			385				
25	60		8	6				50																	6	20	64	830			
26	35		10	8				50																			412				
27			15	15				100																			417				
28				10																							420				
29	15		10					50																			200				
30	13		4	8				100																			384				
31			5					100																			125				
32			30					150																			385				
33	25		40	40				100																	20	50	108	866			
34			5					50																			150				
35	10							100																			200				
36			50	50				150																			650				
37																											450				
38			40	10				50																			500				
39	15		15					200																			500				
40	30		10		50			50																			400				
	770		451	186	4825			2925			57															610	1000	585	642	2887	22237

* This will include only such cheese as is made upon the farm. Milk sent to cheese factories will be regarded as milk sold off the farm.

SCHEDULE 3.—Productions of Agriculture in Roberson Township in the County of Greene, in the Post Office: Chenevix



Name of Agent, Owner, or Manager.	ACRES OF LAND.			PRESENT CASH VALUE.		Total amount of wages and other value of board.	LIVE STOCK, JUNE 1, 1870.								PRODUCE DURING THE									
	Improved.	UNIMPROVED.		Of farm.	Of farming implements and machinery.		Horses.	Males and Asses.	Milk Cows.	Working Oxen.	Other Cattle.	Sheep.	Swine.	Value of All live stock.	WHEAT.		Rye.	Indian Corn.	Oats.	Barley.	Buckwheat.	Rice.	Tobacco.	
		No.	Woodland.												Other unimproved.	Dolls.								Dolls.
1	2	3	4	5	6	7	8	9	10	11	12	13	14	15	16	17	18	19	20	21	22	23	24	
Cuthbert Daniel	20	60		200	20		1	1	2	2		10	35	250				200						
Cates Joseph B.	30	10		400	50		1		2	2				100				300						30
Cates Lewis P.	20			200	50		3		2			5	4	250				150						
Pikkin Lewis	50	100		1500	50	35	6	2	3	2	6	25	31	800		50		400	900					
Bradley George B.	40			400	100	10	3		2		2	25	17	400		50		500	50					
Headley Melissa	100	80		3000	200	80	8		2			50		400		110		300	80					
Wheeler James B.	70	40		2000	100	75	2		2		3	9		400		100		200	300					
Long Thomas	30	130		1000	50	10	1		3	2		12		200		20		40	50					
Long James	25			200	70		3		1		2	9	18	400		25		200	100					
Knights Patrick	30	100		1000	100	20	4	2	8		7	3	27	500		150		300						
Roberts Noah R.	40	75		2500	150		4	5	2		4	30	24	700		80		400	200					
Burke Patrick	40	135		1200	100	20	8	1	5		8		20	700		118		400	200					
Callaghan Thomas	50	80		2000	100	12	6	6	2	2	11	10		1000		118	20	300	100					
Callaghan John	50			1000	50		3		1			30		300		108	25	300	100					
Donnell George M.	25	55		1000	150	100	5	1	4	4	5	16	60	700		150		800	300					
Andrews Alfonso	25	95		1200	100	20	2		3		2	14	10	500		30		400						
Emerson Bradford	25	45		700	50	20	2		3		1	14	14	200		60		150	60					200
Emerson Washington	25			200	50		2		1		1	5	5	260		25		300						
Cox Richard Jr.	40			400	100	25	3		1		3	20	12	400		31		400	150					
Williams William H.	25	85		400	100		3	1	2		3	8	6	300		25		100	100					
Lu Isaac B.	20	80		400	50		3	1	1	2		20	25	300		85		150						
Lu James	10	10		400	50		4		2	2	1	8	16	300				100						
Ramsey Samuel	60	120		2000	100	75	1	2	2		1		17	400		150		300	60					
Hines Joseph	80	80		2000	250	100	4		3		16	20	8	600		315		500	400					
Hines Joseph	40			400	75		1							100		81		300	200					
Ray David	35	100		1300	75	30	1	2	2			20	12	400		50		300	100					
Rogers Gran B.	30	80		1000	100	20	1		1	2	3	20	10	300		118		300	60					
Cook Philip D.	25			150	80		2		1		1	8	10	150		85		300	40					
James Jason B.	70	110		4000	150	100	6	1	1		6	40	20	800				400	200					
Woodbridge Redden S.	40			400	50		2		1		1		15	250		66		300	30					
Smith Philip	30			300	50		5	2	3		2	3	16	550		87		300						40
Williams Joseph B.	34	46		800	50	10	6		4			30	30	500		50		400	30					
Putman William H.	35	40		1500	50	20	3		5		3	10	12	400		144		500						
McCurdy James W.	35	30		600	50	10	1		2		5	12	15	200		20		250						
McCurdy Thomas S.	50	110		3500	100	10	5		4		4	30	8	400		105		400	200					
Berry William B.	50	110		800	75		4		4		8	36	40	500		100		500	60					
Bayfield Lewis H.	40			600	400	20	6		3		3	30	12	600		45		400	200					
Deeds Drucilla	30	80		1200	20		1		2				18	150		20		150						
Wester Martha J.	12			200	20		2						18	150				300						
Robards Augustus	70	90		2200	150	60	2	1	3		7	19	35	600		108		150	360					
		1613	2754	45950	3655	872	126	28	83	22	123	493	672	16217	2725	45	2940	4050					290	

SCHEDULE 3.—Productions of Agriculture in Robeson County, in the County of Green, in the

Post Office: Cheney

Name of Agent, Owner, or Manager.	ACRES OF LAND.			PRESENT CASH VALUE.		Total amount of wages paid during the year, including value of board.	LIVE STOCK, JUNE 1, 1870.								PRODUCE DURING THE YEAR.									
	Improved.	UNIMPROVED.		Of farm.	Of farming implements and machinery.		Horses.	Mules and Asses.	Milch Cows.	Working Oxen.	Other Cattle.	Sheep.	Swine.	Value of all live stock.	WHEAT.		Rye.	Indian Corn.	Oats.	Barley.	Buckwheat.	Rice.	Tobacco.	
		No.	Wood-land.												Other unimproved.	Dolls.								Dolls.
	No.	No.	No.	Dolls.	Dolls.		Dolls.	No.	No.	No.	No.	No.	No.	No.	Dols.	Bush.	Bush.	Bush.	Bush.	Bush.	Bush.	Bush.	Lbs.	Lbs.
1	2	3	4	5	6	7	8	9	10	11	12	13	14	15	16	17	18	19	20	21	22	23	24	
Wood James C.	60	60		2000	50	50	3	4		16	16	46	500		107	10	600	300						
Williamson Martin S.	25	200		6000	150	75	3	4	4		5	50	20	1000		260		800	300					
Putman Mansel	70	265		3600	250	50	6		3		2	20	660		150		500	50						
Guy Albert Jr.	17			170	50		3		2				3	300				175						
Byrnes Daniel	20	60		300	100	20	3		2		4	14	8	300		57		200	150					
Putman John	30	45		1200	100	15	1		2		7	14	25	250		107		300	150					
Buggard Otto	25			200	100	10	3	1	2	2			80	350		76		200	60					
Early Lewis S.	25	106		2000	150	75	2		2		1		15	400				400						
Jenkins John W.	30	110		2000	100		4	1	3		2	16	13	450				200	100				30	
Jenkins Arvin W.	20	250		3000	200	250	1	12	2	4		3	35	1000		300			300					
Snyder Richard S.	50	100		3300	100	100	2		2		4	15	20	400		125		200	150					
Jenkins James W.	40			1000	65	50	3	1	4	2	5	30	11	600		116		300						
Jones Richard	60	60		2400	150	25	4	3	4	4	3	12	18	600		140		200	100					
Johnson Lewis W.	50	30		1600	100	10	6	2	2	2	3	9	15	700		38		300						
Hall Jesse M.	40	114		3700	150	185	4	3	3		8	17	20	1130		194		1000	200					
Gately Nancy	110	265		5000	150	20	4	1	5		2	37	20	500		166		500	200					
Johnson William S.	44	76		700	140	20	3	2	3		4		17	300		71		500	240					
Hartness James	50	150		3000	500	75	6		4		4	24	20	700		130		400	140					
Headle Joseph M.	24			240	50		2							150				250	100					
Whitlock Thomas Jr.	40	640	100	5000	850	1400	4	2	2		13		16	1000		600		2000	500					
Burg James W.	35	45		1000	100	150	2		1		13	12	30	500		107		400	150					
Appleby Margery J.	30	110		4000	150	50	7	1	4		2	30	30	600		175		300	600					
Appleby James M.	35	85		2000	100	100	7		5		13	30	50	700		118		600	300					
Large Hezekiah	44			200	50		2		2		4		2	200		30		400	80					
Burdell William H.	35			350	100	10	2		1		1			200		150		200						
Chandler William W.	30			200	100		2		1				2	300				200	200					
McMurray Erasmus	40	40		2400	100	50	6		1	2	4	30	30	800		145		300	400					
Appleby William W.	75	125		4000	100	100	2	3	4		4	15	16	500		200		200	200					
Whitlock Sumner S.	70	92		3000	150	75	2	2	3		3	7	20	400		50		500	70					
Price Berry S.	120	126		3600	200	125	4	1	7	4	5	50	40	900		250		1700	440					
Reynolds William	35	190		1400	50	10	3	2	2		3	15	20	500		84		250	150					
Reynolds William D.	18	62		300	75	10	3	2	2		3	3	20	400		40		200	200					
Cooper James H.	60			500	40		2	4	2		2	14	15	500		35		400	300					
Dubin Thomas	50	60		1000	75		5		2		4	13	20	500		45		300	300					
Dyer Hampton	50			200	50		1		1				8	100		20		300	120					
Witherspoon William E.	50	89		3000	150		3	1	1		4	20	15	600		50		300	360					
Witherspoon John M.	30			200	100		2	1	1				6	300		40		100	180					
Crow William	60	120		4500	100	20	4		2				2	250		40		300	40					
Dubin John W.	30	140		3200	100	50	4	3	2		10	13	20	800		50		300	100					
Dubin John W. Jr.	30			300	50		1		1		5	6	11	200		20		100	50					

2617 3892 150 11250 4925 3190 131 57 102 20 160 519 719 2240 4256 1725 7290 30

State of Missouri, enumerated by me on the 17th day of August, 1870.

William H. Payne, Ass't Marshal.

YEAR ENDING JUNE 1, 1870.

Cotton.	Wool.	Peas and Beans.	POTATOES.		Orchard products.	Wine.	Produce of Market Gardens.	DAIRY PRODUCTS.			SEED.					SUGAR.			BEES.		Forest products.	Value of Home Manufactures.	Value of animals slaughtered or sold for slaughter.	TOTAL VALUE.						
			Irish.	Sweet.				Butter.	Cheese.*	Milk sold.	Hay.	Clover.	Grass.	Hops.	Hemp.	Flax.	Flax-seed.	Silk cocoons.	Maple.	Cane.					Molasses.	Wax.	Honey.			
																												Bales (450 lbs.)	Lbs.	Bush.
1	30		20		25			100			2															30	50	560		
2	24		10		50			200			4															20	50	800		
3	60		20					150			1															80	100	1000		
4			80	20				50																		26	40	1100		
5	50		20		20			200			1															25	120	900		
6								50			3																100	800		
7	25		25					100																			50	120	750	
8											4																	400		
9					80			100																		25	100	800		
10			50	20	50			150			1															10	160	700		
11			10		20			50			1																160	900		
12	10		10		100			200																			25	60	750	
13	10		30					50			4																25	150	1100	
14				10				100																				80	900	
15				10				50																			100	500		
16			16					100			4																20	64	500	
17	14		12					100																			25	50	350	
18	28		50					45			1																40	60	300	
19	12		12					100																				40	450	
20	40		10		100			100			8																20	100	1500	
21	4							50																				50	495	
22	80							150																				50	900	
23	38		80					100			4																	20	1300	
24	9		40	10				200			4																	120	1000	
25					50			100																				20	1340	
26			10	15				50			1																	20	300	
27	20		10					100																				20	400	
28	40		15		20			200																				20	800	
29			25	10				50																					170	675
30	50		80		40			150																				40	1300	
31			40					100			1																	20	700	
32																														
33																														
34																														
35																														
36																														
37																														
38																														
39																														
40																														

I certify that the foregoing Census returns for the Township of Robberson in the County of Greene State of Missouri from page No 1 to page No 44 inclusive was done by me according to the tenor of my Oath of Office.

William H. Payne Ass't. Marshal for Sub. Dist No 33 Western Dist of Missouri.

Chambers Sept 2nd 1870

617 600 95 505 3275 44 600 100 505 324 244/5

* This will include only such cheese as is made upon the farm. Milk sent to cheese factories will be regarded as milk sold off the farm.

SCHEDULE 3.—Productions of Agriculture in Taylor Township, in the County of Grunt, in the Post Office: Springfield Mo.



Table with columns: Name of Agent, Owner, or Manager; ACRES OF LAND (Improved, Woodland, Other unimproved); PRESENT CASH VALUE (Of farm, Of farming implements and machinery); Total amount of wages paid during the year; LIVE STOCK, JUNE 1, 1870 (Horses, Mules and Asses, Milch Cows, Working Oxen, Other Cattle, Sheep, Swine, Value of ALL live stock); PRODUCE DURING THE YEAR (WHEAT: Spring, Winter, Rye, Indian Corn, Oats, Barley, Buckwheat, Rice, Tobacco).

Totals 1829 3365 6530 2085 1127 120 20 84 15 97 529 727 16492 3636 818045 4511 825

State of Missouri, enumerated by me on the 16th, 17th, 18th & 19th days of August, 1870.

Levitt Hayes, Ass't Marshal.

YEAR ENDING JUNE 1, 1870.

Cotton.	Wool.	Peas and Beans.	POTATOES.		Orchard products.	Wine.	Produce of Market Gardens.	DAIRY PRODUCTS.			SEED.			SUGAR.				BEES.		Forest products.	Value of Home Manufactures.	Value of animals slaughtered or sold for slaughter.	TOTAL VALUE.									
			Irish.	Sweet.				Butter.	Cheese.*	Milk sold.	Hay.	Clover.	Grass.	Hops.	Hemp.	Flax.	Flax-seed.	Silk cocoons.	Maple.					Cane.	Molasses.	Wax.	Honey.	Dolls.				
Bales (450 lbs.)	Lbs.	Bush.	Bush.	Bush.	Dolls.	Gallons.	Dolls.	Lbs.	Lbs.	Gallons.	Tons.	Bush.	Bush.	Lbs.	Tons.	Lbs.	Bush.	Lbs.	Hhds. (1,000 lbs.)	Gallons.	Lbs.	Lbs.	Dolls.	Dolls.	Dolls.	Dolls.						
25	26	27	28	29	30	31	32	33	34	35	36	37	38	39	40	41	42	43	44	45	46	47	48	49	50	51	52					
			200																		10			20	200	471						
			50					100																		96	296					
	50	1	115					250			6											20	100	25	52	160	1085					
	40		15		25			100													5				40	120	672					
	20		100	10				75			16										5			10	15	130	1412					
				30																						50	38	241				
	35		10					75			2										5											
								50													20											
	12			12																	6				10	340	1286					
	15		15	20				100																	283	75	904					
								40			4														6	64	593					
	46		20	5	5			40			1										5			10	572	96	536					
			75	15				200													5						105	977				
			15		3			75													5					22	112	1317				
			40					75																		15	96	537				
	60	1	30					10																	7	67	84	554				
					3			20			1															8	40	209				
	18		10		100			25			1										5					24	67	656				
	14		15					100													5					12	64	378				
	23		10		150			25			1										5				20	220	30	120	798			
	80		50					50													5						96	320	1228			
																												32	176			
	16		20					25													5						18	96	441			
	20		140					25			3										5							144	502			
	30		15	10				50													5					60	144	724				
	60		20	10	80			50													5					10	322	992				
	40		15		40			50			2										5						10	246	788			
																					5								17	22	124	
	20		15																										29	388		
			100					25																					170	523		
	24		56	8				175													5						18	160	543			
	60		125		100			100													5						12	36	225	1133		
			75																											300		
			30	15				100													5								128	322		
	50	1	50	10	50			150			2										5						45	200	1032			
	20		30	20				100													5								10	182	650	
	35		8		60																5								39	200	764	
	33		33	5				100													5								95	168	837	
	26		18	5				50													5								39	64	267	
	52		30					100													5								23	120	557	
879	3	1552	185	616				2570			27									562						204	42	1222	5253	26187		

* This will include only such cheese as is made upon the farm. Milk sent to cheese factories will be regarded as milk sold off the farm.

SCHEDULE 3.—Productions of Agriculture in Taylor Township, in the County of Grum, in the

Post Office: Springfield Mo.



Name of Agent, Owner, or Manager.	ACRES OF LAND.			PRESENT CASH VALUE.		Total amount of wages paid during the year, including value of board.	LIVE STOCK, JUNE 1, 1870.								Value of ALL live stock.	PRODUCE DURING THE YEAR.								
	Improved.	UNIMPROVED.		Of farm.	Of farming implements and machinery.		Horses.	Mules and Asses.	Milch Cows.	Working Oxen.	Other Cattle.	Sheep.	Swine.	WHEAT.										
		Wood-land.	Other unimproved.											Dolls.		Dolls.	Dolls.	No.	No.	No.	No.	No.	No.	No.
1	2	3	4	5	6	7	8	9	10	11	12	13	14	15	16	17	18	19	20	21	22	23	24	
Fulton William	4	116		600	25	25	1	1	2		4	2	9	256				20						300
Karwins Thos. B.	45	115		1800	50		3	4	3	2	2		30	720		46		300	80					50
Watts Mary M.	50	150		2000	15		6		3		4	25	30	810		20		600	175					
Clark John	25	122		1000	100	15	5		2	2	2	18	20	448		30		200	25					
Doran Benjamin	42	148		1100	75		4		2		5	8	30	466		60		400	50					100
Nymphis Silas	80	80		1500	175	18	8	1	2		4	22	20	1234		45		300	150					150
Graves Alex R 7	50	70		2000	110	40	6		2	2	5	4	30	723		100		450	200					150
Robb John	40	40	40	1800	100		3		2	4	2	16	15	578		27		250	80					
Kornu Frederic	25	135		1600	75	40	4	1	2		1	9	25	500		100		200						
Miller Samuel W	73	87		1600	50	25	6	1	3	6	7	25	50	805		120		500						
Ruffin Thomas W	50	230		2800	75	30	4		1		2	8	19	285		85		440	110					
Garrison William	60	180		2400	100	30	3		2		2	21	8	359		72		700	134					
Smith Thomas J	8	32		400	20		1		1			12	12	140				150						
Holland William	55	45		2000	50		5	3	3			19	16	775		40		450	200					
Holland Grum	25	15		600	75	75	2	2	2			15	10	800				200	100					
Ruffin Henry D.	45	75		1500	50		2		2			10	20	310		15		200	400					
Evans William	33	87		1200	100	25	5	2	1			16	20	532		50		100	100					
Milison Hugh L.	60	140		2800	500	35	6		2		3	6	7	556		162		750	450					100
Davis Francis M.	70	90		2000	150		4		3	2	1	20	30	693		163		500	50					
Kornu Francis	25	85		2400	25	75	3		1		3	25	30	440		154		400	50					
Dennis Benjamin	75	125		3500	200	50	3	12	2		2	25	1316		219		300	200						
McLeran John	15	85		2000	75	250	2		1		1		2	240										
McLeran Thomas	75	165		4800	130	60	4	3	1		4	25	20	722		110		500	360					
McLeran John L	90	270		5400	125	60	5	2	5		7	47	25	944		160		1000	300					
Cunningham Josiah	100	60		2200	100		6	2	1		4	75	30	955		160		200	100					
Klippin Andrew	100	220		4800	75		3		2			16	335		150		1200	122						
Dunright Charles	90	110		2500	300	225	2		3		6	9	27	437		250		500	400					
Milison Clafon	16	24		400	10			1	1		2		7	115		24		250	10					20
Galtreth Commodore	60	140		2000	15		3		2		3	13	14	340		22		400	90					200
Tanner Daniel	8	52		300	100		2		1		1			260				20						
Kooper Allen W	50	170		1760	30		2		1		1	4	13	144		42		140	100					
Coward Richard	37	57		800	100		3		2			16	12	370		100		500						
Justice Hannah	45	121		3200	100		3		3		1	7	25	424		124		500	250					
Milison John B.	35	45		1000	25	100	1		1			34	1	200				1000						
Alford Milton	10	130		960	350		2	1	2		4	12	20	310				300						
Alford William	40	120		1600	80		3	1	2		4	12	20	464		53		600	150					
Dillard Robert D.	60	140		2000	175	115	5	2	3		5	20	20	905		160		300						
Butler Henry D	50	30		1600	200	115	4	5	5		9	13	20	1255		257		900	200					
Kooper Ephraim	21	59		600	15		2		2	2	4	13	15	311		33		130	50					
Kooper Samuel	30	50		600	50		3	2	2		1	7	15	394		53		200	150					
Totals	4215	49		76420	1388	1388	46	20	89	20	106	558	758	21870		3206		16170	4836					1270

1882 4215 49 76420 1388 1388 46 20 89 20 106 558 758 21870 3206 16170 4836 1270

State of Missouri, enumerated by me on the 19th 20th 21st 22nd 23rd 24th days of August, 1870.

Scott Hayes, Ass't Marshal.

YEAR ENDING JUNE 1, 1870.																									TOTAL VALUE.			
Cotton.	Wool.	PEAS AND BEANS.			POTATOES.		Orchard products.	Wine.	Produce of Market Gardens.	DAIRY PRODUCTS.			SEED.			Flax.	Flax-seed.	Silk cocoons.	SUGAR.		Molasses.	BEES.		Forest products.	Value of Home Manufactures.	Value of animals slaughtered or sold for slaughter.	Estimated value of all farm production, including betterments and additions to stock.	
		Bales (450 lbs.)	Lbs.	Bush.	Bush.	Bush.				Dolls.	Dolls.	Dolls.	Lbs.	Lbs.	Gallons.				Tons.	Bush.		Bush.	Lbs.					Tons.
25	26	27	28	29	30	31	32	33	34	35	36	37	38	39	40	41	42	43	44	45	46	47	48	49	50	51	52	
	9		60	10						25											15				30	80	257	
	18		6	8	30					25															24	120	413	
	40				100					50											15				60	200	753	
	20		15		15					35															15	96	292	
	20		35	5	6					100															60	120	522	
	47		20		50					100		3			2000						25				36	111	650	
	12		10	12	100					150		3									18					120	1150	
	25		7	30						100		2	3								17				60	110	434	
	10		10							10											30				20	90	434	
	30		40	10	40					50											10				30	240	945	
	15		18	18	20					50											10				18	54	384	
	10	1	10		2					50											8				24		580	
	8		10							25											10					28	181	
	40		55		20					50											15				90	92	598	
	20		40							25											15				18	180	340	
	14				20					100											8				120	80	567	
	20		5	15	75					50															15	112	411	
	20		24	9	25					50											30				30	96	897	
	50		60		4					100											10				42	170	816	
	60				6					150															60	256	755	
	6		35		100					100																120	682	
										40														115			665	
	40	1	25	15						100		3									40				60	200	825	
	60		150	20						150		6									40		100		75	400	1467	
	125		20							100		2									50				180	180	706	
			30		12					100											20					96	939	
	11		75							100		4													10	200	915	
			60							60																	48	240
	21		35	6						75											15					128	548	
			2	4	3					75																	36	
	8									50		2														75	246	
	30		15							60		3									6				60	80	579	
	9			10						250																196	768	
	50									100															50	124	871	
	35		12							100											8				37	150	379	
	15		60	3						250											40				96	96	743	
	40		10	8						200											78				75	150	634	
	27		75	20	35					100		1									50				120	127	1238	
	16		35							150															90	96	413	
	40				12					100											60				60	96	424	
	1042	2	1064	203	675					3555		29	5		2000					629			100	115	1642	4891	24580	

* This will include only such cheese as is made upon the farm. Milk sent to cheese factories will be regarded as milk sold off the farm.

144

State of Missouri, enumerated by me on the 24th 25th 26th & 27th days of August, 1870.
Scott Hayes, Ass't Marshal.

YEAR ENDING JUNE 1, 1870.																									TOTAL VALUE.		
Cotton.	Wool.	Furs and Beavers.	POTATOES.		Orchard products.	Wine.	Produce of Market Gardens.	DAIRY PRODUCTS.			SEED.			Hops.	Hemp.	Flax.	Flax seed.	Silk cocoons.	SUGAR.		BEES.		Forest products.	Value of Home Manufactures.	Value of animals slaughtered or sold for slaughter.	Estimated value of all farm production, including net additions to stock.	
			Bales (450 lbs.)	Lbs.				Bush.	Bush.	Bush.	Dolls.	Dolls.	Butter.						Cheese*	Milk sold.	Hay.	Clover.					Grass.
25	26	27	28	29	30	31	32	33	34	35	36	37	38	39	40	41	42	43	44	45	46	47	48	49	50	51	52
			40		15			75													30 ^s				120	459	
			20					30																	30	241	
	15		4					100													15 ^s	20		30	100	273	
	50		30		12			100													36 ^s			100	128	1140	
	8		10					25													5			60	144	528	
	30		20	8	25			100													6 ^s			110	140	626	
	50		40					50			3										22 ^s			36	148	375	
	16		10		4			50			3													54	80	402	
	30		4		4			100			2										5			45	72	337	
	5		9					50													3				8	238	
	37		50					75																30	80	821	
	96		75	18	25			150			15													61	222	1320	
	18		40					100			4										3			100		431	
	50		20	20				100			2												100	250	554	128	1454
	39		5	4				100			1										3			14	139	444	
	4							12																	19	141	
			5					25																	80	336	
	30		75		20			100													3			9	18	72	626
				12				100													6					126	415
	60		18	5	12			150																	112	60	1178
	5		30		30			100			4										3		50	20	96	750	
			100	40	125			100													3				160	1385	
	10							100			2														96	445	
			12					200			2														18	160	576
	4		12					50																	24	48	327
	15		30					100																	30	64	360
	40		5					75																	48	38	298
			6	2				40													9				50	260	
	26		15	6	20			75																	15	92	533
	15		10		20			12													3				160	723	
	40				75			100																	75	96	978
	50		30	5	50			75			2										5			60	144	819	
	10		15	15				100			1										3				7	110	272
	35		84	20				150													3				40	132	659
	90		15	30				100			4										3				190	144	796
	16		40	6				75																		67	668
			20		6																			2	80	364	
			100	10	50			100													5				120	128	1085
	50		50	20																	3				112	200	2609
934	1049	226	513					3144			45									440		230	1950		25696		

* This will include only such cheese as is made upon the farm. Milk sent to cheese factories will be regarded as milk sold off the farm.

934 1049 226 513 3144 45 440 230 1950 25696

State of Missouri, enumerated by me on the 2nd day of August, 1870.

W. B. Hubbard, Ass't Marshal.

YEAR ENDING JUNE 1, 1870.

TOTAL VALUE.

Cotton.	Wool.	Peas and Beans.	POTATOES.		Orchard products.	Wine.	Produce of Market Gardens.	DAIRY PRODUCTS.			SEED.			SUGAR.			BEES.		Forest products.	Value of Home Manufactures.	Value of animals slaughtered or sold for slaughter.	Estimated value of all farm produce, including petroleum and additions to stock.	TOTAL VALUE.									
			Butter.	Cheese.*				Milk sold.	Hay.	Clover.	Grass.	Hops.	Henp.	Flax.	Flax-seed.	Silk cocoons.	Maple.	Cane.						Molasses.	Wax.	Honey.						
Bales (150 lbs.)	Lbs.	Bush.	Bush.	Bush.	Dolls.	Gallons.	Dolls.	Lbs.	Lbs.	Gallons.	Tons.	Bush.	Bush.	Lbs.	Tons.	Lbs.	Bush.	Lbs.	Lbs.	Lbs.	Lbs.	Lbs.	Lbs.	Lbs.	Lbs.	Dolls.	Dolls.	Dolls.	Dolls.			
25	26	27	28	29	30	31	32	33	34	35	36	37	38	39	40	41	42	43	44	45	46	47	48	49	50	51	52					
1	40	65	10	25				100			1														50	192	1192	1				
2	40	20	25					130			2										30				15	208	1143	2				
3	10	10	35					175																		20	296	1190	3			
4	65	12	12	25				250			35															18	320	1572	4			
5	19	10						100																		30	96	647	5			
6	30	12	1					136			1																22	96	603	6		
7	20	20						100															30			14	290	1024	7			
8		6																								10	48	274	8			
9	10	20						50																		22	80	412	9			
10	12	12						50																		25	46	304	10			
11		25	25					50																		15		107	11			
12	300	30	100					365	700		45																492	4980	12			
13	20	20						150			5											12				8	334	1348	13			
14		15	3					100																		14		112	698	14		
15								50																		4		80	478	15		
16		30						50																		10		83	513	16		
17		15						40																			80	958	17			
18								25																		5		56	344	18		
19		8						150			1																2	112	467	19		
20	15	15						100																			18	76	525	20		
21	15	0						200			2															30		20	96	1025	21	
22	20	20						136																		15		26	72	631	22	
23	4	10						100																				140	598	23		
24	65	25	25					500																		40		75	240	1771	24	
25		40																								35		60	502	25		
26	60	6						200																		25		50	176	1028	26	
27		10																										50	290	27		
28		25						150																				125	164	638	28	
29	8							50																				5	48	329	29	
30	50	10						100																		15		65	135	975	30	
31	37	20	25					78							1											15	10	50	60	72	881	31
32	25	10						100																			16		30	96	599	32
33																											5			78	33	
34	40	25						104																					180	809	34	
35	20	25						50																				40	15	212	35	
36	12							100																				20	56	388	36	
37	24	10						40																		20		26	84	375	37	
38		12						50																					80	345	38	
39		10						50			2																		32	303	39	
40		6						40																					8	207	40	
	2657		635	51				4279	700		94			1												291	10	80	811	4801	30845	

* This will include only such cheese as is made upon the farm. Milk sent to cheese factories will be regarded as milk sold off the farm.

SCHEDULE 3.—Productions of Agriculture in *Wilson Township*, in the County of *Greene*

Post Office: *Springfield*



1	ACRES OF LAND.			PRESENT CASH VALUE.		7	LIVE STOCK, JUNE 1, 1870.								PRODUCE DURING THE YEAR.								
	Improved.	UNIMPROVED.		Of farm.	Of farming implements and machinery.		Horses.	Mules and Asses.	Milk Cows.	Working Oxen.	Other Cattle.	Sheep.	Swine.	Value of all live stock.	WHEAT.		Oats.	Barley.	Buckwheat.	Rice.	Tobacco.		
		Woodland.	Other unimproved.												Dolls.	Dolls.						Spring.	Winter.
	No.	No.	No.	Dolls.	Dolls.		Dolls.	No.	No.	No.	No.	No.	No.	Dolls.	Bush.	Bush.	Bush.	Bush.	Bush.	Bush.	Lbs.	Lbs.	
2	3	4	5	6	7	8	9	10	11	12	13	14	15	16	17	18	19	20	21	22	23	24	
1	100	200		6800	100		7	4	5	10		20	830	180		375	375						
2	25	80		2000	100		3		3	3	7		10	583	215		250	125					
3	6			120	110	10	1	3	4		5		30	429			75	50					
4	18	22		600	25		2						8	120	30		200						
5	37	45		800	75		2		3		8	19	30	275	260		300						
6	33			875	100		2		1				2	185	90		400	75					
7	100	100		4000	200	200	5		4		80	60	40	1300	120		1500	400					
8	50	70		3000	100	150	6		3		5	24	15	650	250		500	100					
9	30	30		200	160	150	5		5		5	12	14	650	300		750	60					
10	24			720	100		3		2		3	12	5	210			450	200					
11	40	40		1600		100	1		3		4	14	18	230	111		750	75					
12	40	40		2000	150	50	4		2			16	18	400	146		500	320					
13	20	60		800	250		3		2		3		11	320	76		330						
14	50	40	110	3600	125		9		6		10	54	18	950	100		750	100					
15	30	98		2220	100	55	4		4		5	15	20	500	300		700	25					
16	30	187		4000	150	225	3		5		2	5	1	761			600	100					
17	40	80		1000	100		5		2		8	25	15	360	413		400	75					
18	60	140		3000	100	120	4		2	2	4	21	15	500	60		600	300					
19	70	130		4000	250	120	2		2	2	5		11	330	90		500	90					
20	100	130		6250	300	300	5		3	2	5	18	15	750	230		700						
21	25	15		1000	100	25	3		2	2	3	13	25	440	50		300						
22	15			450	65	60	1	1	2	2			1	238			300						
23	25	190		4300	125	25	5	1	5		5		9	521	83		250	290					
24	20			600	25		3							200			320						
25	100	200		8000	250	60	4		4		2		4	700	200		1000	500					
26	21			500	120		5		1		1	3	2	375			400	125					
27	23			1400	125		1	2	2		3		6	500	72		500	125					
28	40			2000	150		2		1		3	12	11	400	100		900	75					
29	70			3500	150	74	5	1	2	2	3		28	712	80		600	264					
30	30	90		3000	150	50	8		1	2	3		30	525	64		330	140					
31	33	103		6400	200	150	7	2	1		6	16	18	800	180		600	260					
32	360	200		30000	1000	1500	6	10	15		33	100	100	3590	540		3200	800					
33	21			840	15	20	2		2		5	6	9	363			450	60					
34	70	90		6400	345	264	10		3		6	40	6	900			130	750	200				
35	100	20		4200	150	300	4	2	3	6	35		30	850	330		1000	600					
36	50	30		2800	50		2		2	2	3		18	362	330		475	200					
37	60	20		2500	125	75		2	3		16		20	500	160		500	375					
38	140	300		13200	125	250	10	2	7		10		50	1090	300		1700	500					
39	42	118		4000	100	100	9		1	4	5	26	19	850	109		1700	500					
40	20	20		600	33	50	5		2		3		11	300	60		500						

2254 5358 110 143275 6020 4753 168 26 119 36 821 506 715 24591 5231 130 2445 2644 7314

State of Missouri, enumerated by me on the 4th and 5th day of August, 1870.

W. B. Hubbard, Ass't Marshal.

YEAR ENDING JUNE 1, 1870.																									TOTAL VALUE.					
Cotton.	Wool.	Pens and Penns.	POTATOES.		Orchard products.	Wine.	Production of Market Gardens.	DAIRY PRODUCTS.			SEED.					SUGAR.			BEES.		Forest products.	Value of Home Manufactures.	Value of animals slaughtered or sold for slaughter.	Estimated value of all farm production, including horticultural and additions to stock.						
			Bales (50 lbs.)	Lbs.				Bush.	Bush.	Bush.	Dolls.	Gallons.	Dolls.	Lbs.	Lbs.	Gallons.	Tons.	Bush.	Bush.	Lbs.					Tons.	Lbs.	Bush.	Lbs.	Hds. (1,000 lbs.)	Gallons.
25	26	27	28	29	30	31	32	33	34	35	36	37	38	39	40	41	42	43	44	45	46	47	48	49	50	51	52			
1			13		50			213			3															141	1015	1		
2			13					100																			93	633	2	
3			10					30																		35	94	297	3	
4			3																								48	221	4	
5	25		25	10				100																		13	146	742	5	
6			13																									100	473	6
7	30		4		100			30																		30	600	2169	7	
8	40		40	10	25			200																		30	340	1190	8	
9	40		4					100																		30	320	1493	9	
10	12		10					100													13				13			443	10	
11	20		3					100													6					23	120	811	11	
12	30		13		100			100																		22	180	970	12	
13			12					100													6					9	108	300	13	
14	80		20	12	10			100													40				57	172	1113	14		
15	25		30	10				104			3										40					244	1168	15		
16			100	25				100			3										40					4	1033	16		
17	24		8					136																		37	110	380	17	
18	20		13	25				100																		10	90	633	18	
19			13	13				50																			40	531	19	
20	36		13	4	40			104			3										10					140	1056	20		
21	20		25					25																		17	56	313	21	
22			5																								80	310	22	
23			6	6	10			50																			144	542	23	
24			4																								24	258	24	
25																												1090	25	
26			12					25													16							377	26	
27			25					25																		5		582	27	
28	25		20					100													20						84	1151	28	
29			48					130													101						204	810	29	
30			20					30																			128	573	30	
31	15		15					136																		10	84	903	31	
32	200		300	10				600			210															36	784	7313	32	
33	6							136																			192	604	33	
34	75		300	30	200	13	300	208															40	200	70	332	2304	34		
35			75	20				136													40		200			280	1742	35		
36			20					100																			80	844	36	
37			20					25																		33	108	816	37	
38			30	25				180																			382	2311	38	
39	30		20	25				136																			345	1048	39	
40			30					100																		40	120	603	40	
	713		1513	120	690	15	200	4166			224									417		40	420		453	6111	41549			

* This will include only such cheese as is made on the farm. Milk sent to cheese factories will be regarded as milk sold off the farm.

State of Missouri, enumerated by me on the 6th and 8th days of August, 1870.

W. B. Hubbard, Ass't Marshal.

YEAR ENDING JUNE 1, 1870.

Cotton.	Wool.	Peas and Beans.	POTATOES.		Orchard products.	Wine.	Produce of Market Gardens.	DAIRY PRODUCTS.			SEED.				SUGAR.			BEES.		Forest products.	Value of Home Manufactures.	Value of articles slaughtered or sold for slaughter.	TOTAL VALUE.							
			Irish.	Sweet.				Butter.	Cheese.*	Milk sold.	Hay.	Clover.	Grass.	Hops.	Hemp.	Flax.	Flax-seed.	Silk cocoons.	Maple.					Cane.	Molasses.	Wax.	Honey.			
Bales (50 lbs.)	Lbs.	Bush.	Bush.	Bush.	Dolls.	Gallons.	Dolls.	Lbs.	Lbs.	Gallons.	Tons.	Bush.	Bush.	Lbs.	Tons.	Lbs.	Bush.	Lbs.	Hds. (1,000 lbs.)	Gallons.	Lbs.	Lbs.	Dolls.	Dolls.	Dolls.	Dolls.				
25	26	27	28	29	30	31	32	33	34	35	36	37	38	39	40	41	42	43	44	45	46	47	48	49	50	51	52			
1			40	8				50																	10	233	881	1		
2		30						50																		10		567	2	
3		20		200	75	30		75	500												24						332	2421	3	
4			5					50																			57	500	4	
5		15		10				100																			35	473	5	
6			60	12				100													25						130	1100	6	
7			30	10				100				12															12	238	2075	7
8			12					100																			126	1437	8	
9			20					100																			84	835	9	
10			70	2				50													100						31	726	10	
11			40	8				40																			20	80	692	11
12			60	3	75			100				25									40		125				490	3488	12	
13		35		20	12	100		100																			18	123	1041	13
14		100		20	4	10		100				8									40						30	492	2005	14
15			10					25													20							100	612	15
16			5					25																					352	16
17		16		50	20	250		200				20															70	255	2533	17
18		5		5				200																				88	495	18
19			15	5				200													15							80	431	19
20								100				4									25						40	196	1152	20
21			12	17				100													10						6	80	648	21
22		16		30		50		150				15																306	2037	22
23			20					50																					698	23
24								100				15																152	1259	24
25																														25
26								40				6																48	672	26
27			10		100			50				3									8							72	547	27
28								20													15							84	288	28
29		100						100				5																500	2500	29
30																														30
31																														31
32																														32
33																														33
34																														34
35																														35
36																														36
37																														37
38																														38
39																														39
40																														40

Springfield Mo Aug 8-1870
 I hereby certify that the foregoing
 Census returns for Wilmore Township
 Greene County Missouri was done
 by me according to law and
 instructions
 W. B. Hubbard
 Asst Marshal
 34 Sub Dist Mo

337 176 35 75 291 113 322 195 146 1170 20535 32535

* This will include only such cheese as is made upon the farm. Milk sent to cheese factories will be regarded as milk sold off the farm.