

SCHEDULE 3.—Productions of Agriculture in *Bethany Sp.*, in the County of *Harrison*, in the

Post Office: *Bethany Mo*

Name of Agent, Owner, or Manager.	ACRES OF LAND.			PRESENT CASH VALUE.		Total amount of wages paid during the year, including value of board.	LIVE STOCK, JUNE 1, 1870.								PRODUCE DURING THE YEAR.									
	Improved.	UNIMPROVED.		Of farm.	Of farming implements and machinery.		Horses.	Mules and Asses.	Milch Cows.	Working Oxen.	Other Cattle.	Sheep.	Swine.	Value of All Live Stock.	WHEAT.		Rye.	Indian Corn.	Oats.	Barley.	Buckwheat.	Rice.	Tobacco.	
		No.	Wood-land.												Other unimproved.	Dolls.								Dolls.
1	2	3	4	5	6	7	8	9	10	11	12	13	14	15	16	17	18	19	20	21	22	23	24	
1 John K. Copeland	300	100	15	1200	300	500	7	2	2	18	100	40	200	200	50		1000	200						
2 Wm. Boulton	50			1000			1		2	2		5	175		46		200	40						
3 David Goncher	100	80	13	4000	250		2	2	4	6	15	35	850	35		1000	100							
4 E. A. Cunningham	30	45	85	1000	100	125	7		3	9	18	40	400	90		500	1200							
5 C. H. Roberts	75	30		4000	200	50	6		7	6	24	8	600	19		500	200							
6 Geo. W. Pouch	100	200	80	3000	200	250	4		5	3	45	25	500	100	130	20	800	300	17			100		
7 Benj. Miles	40	40		1000	200		5		3	3	25	25	200	100		20	300	500		17				
8 George Gates	70	5		3000	150	75	9	1	4	12	22	30	145	81	30	60	1000	300					38	
9 Wm. Hillman	80	144		4000	200	300	8		5	5			1000		100	100	1000	100						
10 James Adale	150			2000	200	300	7		7	7	45	40	1200	68			1000	200					150	
11 John Hancy	50	20	30	2000	150		2		4	2	11	9	400	55		200	50							
12 James Hupley	45	115		2400	150	50	4		2	4	3	30				300	50							
13 Louis Jeffers	340	100	260	7000	300	250	17		9	38	116	75	2500	140	150	200	1000	200						
14 J. B. Massey	76	400	463	2400	400	550	8	4	10	88	53	30	4235	160		80	300	500						
15 Saml. Spier	50	50		2000	150		4		2	4	5	30	500		27		300	50						
16 John W. Brown	100	100	100	3500	1000	200	12		7	10	42	38	2000	100	40		800	200						
17 Mahlon Hupley	176	30		4000	150	150	2		3	8		35	500			60	200	400						
18 J. A. Patton	20	4	10	1500	320	100	2		2	2		20	300	27			400							
19 J. C. Rupp	40			800			2		2	2		6	400	33			150	76						
20 John Williamson	40	40		1500	125		4		2	2	13	15	425	45			200	30					150	
21 W. C. Justice	35	28	5	1500	100		8		3	4	35	25	800	175	25	50	1000						300	
22 J. B. Allen	75	75		4000	150	100	4		5			200	650	85	70		200	125						
23 A. W. Wolcott	60	25	30	2000	200	50	6		2		10	12	240	38	38		250	100						
24 J. P. Wilkinson	11	40	20	3000	100		2		3	7	30	35	500	30	20	25	500	150						
25 J. B. Long	80			1200	75		8		11	22	44	16	1104	38			1200	85						
26 Geo. Fichtel	35	10	34	1000	200		6		5	4	24	11	800	30	50		300	50						
27 David Austin	120	70	20	6000	150		15	11	3	17	75	30	2000	150			200	500						
28 Leach Baggand	85	7		1700	75		5		2	4	14	25	500	24			500	50						
29 James Dale	31	60		350			2		1	1	8	4	200	24			150							
30 Frederic Fischer	480	150	130	15000	600	300	22		12	88		62	4000	150		300	1500	400						
31 C. McSummers	4	5	36	450	60		2		2	2	6	2	250				100							
32 Wm. Allman	50	10	160	3000	50		3		1	5		10	300				100							
33 Jacob King	125	105		3500	125		6		5	4	20	9	675	43	9	162	300	300						
34 M. L. Howell	107	84		1000	350	100	3	2	3	7	12	30	240	18	624	94	300	50						
35 Saml. McBride	80	20		750	125		3		3	3		1	440	15	40		100	150						
36 Charles Nelson	15	18		1000	15		2		2	2	3	14	24	450		5	300	150					50	
37 Mathew Haysom	6	20	14	400	20		3		1	1	16	6	250				250							
38 G. H. Thomas	60	40	60	2000	140	100	15		4	20	20	20	1700	120			1800							
39 Jackson Williams	12	4	28	500	100		2		2	2	3	25	17	325			200							
40 Geo. Jennings	31	120		3000	75		2		1	1	15		200	175		34	300							


5114 3374 2608 7346 3750 2492 220 22 16 4 425 58 1040 26469 2306 1049 1166 26800 6516 17 758







SCHEDULE 3.—Productions of Agriculture in Bethany Township, in the County of Harrison, in the  
 Post Office: Bethany No



1	ACRES OF LAND.			PRESENT CASH VALUE.		7	LIVE STOCK, JUNE 1, 1870.								PRODUCE DURING THE YEAR.								24	
	Improved.	UNIMPROVED.		Of farm.	Of farming implements and machinery.		Horses.	Mules and Asses.	Milch Cows.	Working Oxen.	Other Cattle.	Sheep.	Swine.	Value of all live stock.	WHEAT.		Rye.	Indian Corn.	Oats.	Barley.	Buckwheat.	Rice.		Tobacco.
		No.	Wood-land.												Other unimproved.	Dolls.								
1	Albert Hovan	22	8	10	300	30		4	2	2	14	4	325	15			200	50					20	
2	C. J. Blackburn	410	80		1400	400	300	10	2	2	37	20	2800	100	400		500							
3	Thos Hovan	22	28	8	600	75		1	3	3	25	16	500	35	25	20	300	50						
4	Frederick Smith	120	25	185	1600	125		3	8	13	35	24	925	36	45	100	1000	300					50	
5	Wesley McDonald	41	29	40	2000	100		4	2	2	3	5	425	200		20	100	250						
6	John W. Rhay	30	40	26	1600	40		4	5	5	24	19	1600	55			200						25	
7	W. L. Winslow	140	15		500	160	500	6	5	20		41	1050				400	400						
8	Henry Fuller	70	50		2000	100		5	4	6	15	7	625	81			100	140					75	
9	James Sillard	64			1800	200		5					500	58			2400	150						
10	E. P. Branch	20	70	100	4000	200		7	3	106		20	6140				1600							
11	Wm. Wilson	30	15	32	1000	100		3	2	2		25	380	12			200							
12	Geo. Coad	25	10	41	1400	25		4	2	3	6	17	370	15	20		250							
13	C. J. Clark	12	28	88	800	50		3	2	2	24	13	430				300	80					100	
14	Benjamin Macey	36	50	34	3000	150		8	6	15	20	37	1100		73		600	300					400	
15	James Saffer	45	10	47	2000	125		6	3	7	20	15	240	27	65		200	75						
16	Theo. Smith	100	80		3000	150		15	2	5	10	20	14	1250	100	334	17	500	200					
17	Thos. Updegraff	60			6000	200		6	2	2		9	600				340	400						
18	Barkley Martin	25	55		3000	140		3	7	1			240				75							
19	Thos. Barker	100			2000	125		3	3	20		45	1000	108			800	110						
20	Geo. Meranda	10		70	1000	75		4	1	1	12	10	400		70		100							
21	Wm. Seckman	100	20	27	4000	100	140	3	3	5	21	15	500	60		34	400						20	
22	James Brown	60	30	19	2200	240	60	4	4	2	30	16	525	15	100	75	100	75						
23	Henry Bennett	35	30	80	3000	25		6	1	11	18	16	24	850	30	20	500							
24	John Smith	60	20	30	1400	100		4	4	6	12	12	425		160		200	100					30	
25	Raymond McCray	48	15		1000	75		1	2	3	3	12	16	500	70	45	300	45						
26	David Williamson	40			800	100		4	2	2		6	475	25			400							
27	Louis Williams	120	50	120	6000	140		7	7	13	1	15	1000	40	39		200	100						
28	John Brown	82	22		3000	100		5	1	2		5	400	35	80		500	50						
29	Luther Lilly	100	40	60	4000	140		2	2	4	32	28	14	1400	10	31	250	200						
30	John Smith	110	11		2400	200		4	3	11	5	10	500	140			500	100						
31	Wm. Selby	125	40	115	6000	240		6	8	12	65	20	1100	40	50	40	1300	200						
32	William Swartz	75	45	26	2000	140	60	7	4	7	23	21	100		120		700	60					150	
33	Mont. Lewis	30	30		2000	140	400	4	8	4	4	4	35	40	24		1200	600						
34	Thos. Mansson	50	33		2000	100	400	10	8	3	67	56	40	3820	180		1200	600						
35	John Boler	20	10	10	800	70		3	1		7	13	200	80	60		200	20						
36	Richard Couch	15	12	13	1000	75		2				12	7	300	60		300	40						
37	Isaac Hilliard	28	46	57	2000	150		8	5	2	18	32	800	70	28	30	1000	100						
38	Isaac Phuler	40	115		800	25		4	2	6	25	25	345	16		50	250	12					25	
39	J. J. Wood	38	30	60	4000	50		6	5	8	67	20	1275	36	80	60	1100	300						
40	Nathan Burtlett	50			800	130		8	2	2	3	14	20	175	25		30	400	50					

8259 1174 1356 122705 6780 2550 202 19 142 4 516 634 722 36900 1602 2154 476 21960 8252 900







SCHEDULE 3.—Productions of Agriculture in *Bethany Township* the County of *Harrison*

Post Office: *Bethany Mo.*



Name of Agent, Owner, or Manager.	ACRES OF LAND.			PRESENT CASH VALUE.		Total amount of wages paid during the year, including value of board.	LIVE STOCK, JUNE 1, 1870.								PRODUCE DURING THE YEAR.									
	Improved.	UNIMPROVED.		Of farm.	Of farming implements and machinery.		Horses.	Mules and Asses.	Milch Cows.	Working Oxen.	Other Cattle.	Sheep.	Swine.	Value of all live stock.	WHEAT.		Rye.	Indian Corn.	Oats.	Barley.	Buckwheat.	Rice.	Tobacco.	
		No.	Wood-land.												Other unimproved.	Dolls.								Dolls.
1	2	3	4	5	6	7	8	9	10	11	12	13	14	15	16	17	18	19	20	21	22	23	24	
Joseph Roberts	30	3	47	600	100	60	3		3		8		12	460	82		31	300						200
E. R. Churchill	65			1600	125	50	3						3	230	25			360	300					
Henry Seigler	25	80		1800	50		4		1				2	300	40			200	50					
Saml. Foster	40	5	5	1500	100		5		2			4	15	20	300	40		75	200	50				
P. Knightheart	140	19	20	400	100	120	5		3		5	17	19	530	180		117	1300	125					
A. Buttrum	10			200	100		2		1		4	10	5	300				275						
David Williams	30	10		700	75				2		1	12	10	100			50	200						50
Emery Williams	20			400	125		2					9	22	250			30	200						25
A. Needles	100	27	33	3000	125	30	11	2	1			130	21	1000	70	38	120	500						
Joseph Slatten	500	300	500	2500	500	700	9		6		130		75	5675	60			2500	700					
Marquis Gunn	170	30		5600	400	200	6		3		22	38	35	1420		15								
Bethwell Buck	100	20		6000	400		51	5	4		12	30	30	1370	60			500	400					
Louis Justice	20	5	15	600	50		2		1		3	10	5	500	18	27	20	100	40					
Charles Justice	50	50	140	6000	50		5		2		2	16	25	450	100	25		200	30					
Charles Madison	30	50	40	2000	100		3		4		4	26	18	450		78		500	50					150
Saml. Clayton	60	100	100	3000	150		9	2	7		18	26	55	1375	100	21		500	200		15			50
Jacob Grubill	40	20	100	2000	50		5		2		1	9	19	370				250	100					
Thomas Needles	130	80	30	6000	600	100			2			4	8	650	90			300	100					
David Thomas	10			200	25		2						7	200	4			100						
A. H. Sarton	100	40	60	5000	200		6	2	9		30	50	30	1350	30	20		400						
Charles Newcomb	30	10	50	1800	50				2		2	10	125	22				100						
Wm Wilfong	20	40	40	2000	50		2		3		3	10	300	24				100						
John Harris	20			400	50				2	4		2	12	7	250	10		10	250	50				50
Sam. Neal	200	100	30	8000	300	600	10	1	6	6	14	44	50	1900		100		500	100					
Robt. Hall	100	100	140	8000	400		8		8		10	40	30	1200	50	262		1000	400					
Wm. Rusk	40	6		1200	130		5		2			28	18	500	50			1000						
John Cottrell	32	10	*	1000	100		2		2			4	300	300	29	37		700	40					
Joseph Gillespie	70	40	20	2000	130	25	8		3			2	25	1000			112	1400						
James Whitaker	160	41		3000	100		1	4	4		37	30	20	1870	84	42		400						
James Allison	75	75		2200	100	100	2		2		2	13	300	90				600	100					
Jacob Waggoner	120	80	240	6000	1000		4		3		6	9	500	130				1600	400					
John Williams	28	10	7	2000	150	100	5		2				25	600				300						
Charles Luke	22	15	2	800	100		2		2			15	6	350				200						
Hugh Litch	75	18	197	4000	150		7	2	3		4	56	23	1000		18		400	200					
Wm. Robinson	20	15	45	600	25		1	2	3		1	6	2	350	7			100						
J. H. Miller	115	5	50	2500	100		2	4	5		3	34	26	800	50	12		500	300					
Jeremiah Hawley	20			9000	75		6		1		9			200	50			200						
Wm. Brown	25	15		600	300		3		2		2	10	8	450	50			200						
James Meranda	40			800	100		4		1				1	34				400	50					
John Slatten	100	40	150	4000	150	75	15	5	3		10	12	17	2000	4	80		200	100					

3060 1499 2071 2920 7025 2210 220 35 14 6 349 697 731 3232 1549 794 565 2315 999 15 525







SCHEDULE 3.—Productions of Agriculture in *Bellevue*, in the County of *Larrison*

Post Office: *Bellevue*



Name of Agent, Owner, or Manager.	ACRES OF LAND.			PRESENT CASH VALUE.		Total amount of wages paid during the year, including value of board.	LIVE STOCK, JUNE 1, 1870.								PRODUCE DURING THE YEAR.								
	Improved.	UNIMPROVED.		Of farm.	Of farming implements and machinery.		Horses.	Mules and Asses.	Milch Cows.	Working Oxen.	Other Cattle.	Sheep.	Swine.	Value of All Live Stock.	WHEAT.		Rye.	Indian Corn.	Oats.	Barley.	Buckwheat.	Rice.	Tobacco.
		No.	Wood-land.												Other unimproved.	Dolls.							
1	2	3	4	5	6	7	8	9	10	11	12	13	14	15	16	17	18	19	20	21	22	23	24
<i>Geo W Hand</i>	<i>35</i>	<i>55</i>		<i>1400</i>	<i>75</i>		<i>3</i>		<i>2</i>	<i>1</i>	<i>25</i>	<i>6</i>	<i>250</i>		<i>85</i>		<i>200</i>	<i>30</i>					
<i>McGrady</i>	<i>40</i>	<i>40</i>		<i>1500</i>	<i>125</i>		<i>3</i>		<i>4</i>	<i>4</i>	<i>23</i>	<i>21</i>	<i>450</i>		<i>25</i>	<i>20</i>	<i>200</i>	<i>100</i>				<i>200</i>	
<i>Benj Parks</i>	<i>25</i>	<i>10</i>	<i>5</i>	<i>700</i>	<i>12</i>		<i>2</i>		<i>2</i>	<i>3</i>	<i>14</i>	<i>12</i>	<i>225</i>		<i>10</i>	<i>8</i>	<i>150</i>	<i>70</i>				<i>100</i>	
<i>Jerry Robinson</i>	<i>45</i>	<i>160</i>	<i>50</i>	<i>3000</i>	<i>100</i>		<i>2</i>		<i>2</i>			<i>15</i>	<i>200</i>	<i>13</i>			<i>300</i>						
<i>W H King</i>	<i>93</i>	<i>30</i>	<i>27</i>	<i>1600</i>	<i>25</i>		<i>8</i>		<i>3</i>	<i>5</i>	<i>27</i>	<i>13</i>	<i>725</i>	<i>6</i>		<i>55</i>	<i>500</i>	<i>100</i>					
<i>Oliver Kimble</i>	<i>40</i>	<i>40</i>		<i>1000</i>	<i>150</i>		<i>6</i>		<i>5</i>	<i>16</i>	<i>24</i>	<i>24</i>	<i>300</i>	<i>25</i>			<i>700</i>	<i>150</i>				<i>100</i>	
<i>James Taylor</i>	<i>30</i>	<i>62</i>		<i>2000</i>	<i>50</i>		<i>6</i>		<i>2</i>	<i>4</i>	<i>20</i>	<i>20</i>	<i>500</i>		<i>50</i>		<i>200</i>	<i>50</i>				<i>500</i>	
<i>James Taylor</i>	<i>24</i>			<i>2500</i>	<i>25</i>		<i>2</i>		<i>1</i>	<i>1</i>		<i>8</i>	<i>200</i>				<i>200</i>	<i>200</i>					
<i>John Woodland</i>	<i>45</i>	<i>40</i>	<i>75</i>	<i>1500</i>	<i>125</i>		<i>4</i>		<i>1</i>		<i>5</i>	<i>24</i>	<i>400</i>	<i>140</i>	<i>25</i>		<i>300</i>	<i>60</i>					
<i>Henry Lovell</i>	<i>80</i>	<i>25</i>	<i>42</i>	<i>1500</i>	<i>125</i>		<i>7</i>		<i>3</i>	<i>3</i>	<i>38</i>	<i>28</i>	<i>700</i>	<i>50</i>			<i>500</i>	<i>40</i>					
<i>John Williams</i>	<i>20</i>	<i>5</i>	<i>23</i>	<i>500</i>	<i>125</i>		<i>3</i>		<i>4</i>		<i>12</i>	<i>15</i>	<i>350</i>				<i>400</i>	<i>50</i>					
<i>Wm Brenton</i>	<i>50</i>	<i>50</i>		<i>1000</i>	<i>100</i>		<i>5</i>		<i>2</i>	<i>3</i>	<i>26</i>	<i>20</i>	<i>450</i>	<i>75</i>	<i>5</i>		<i>600</i>	<i>100</i>					
<i>F Blacketer</i>	<i>15</i>	<i>5</i>		<i>300</i>	<i>50</i>		<i>3</i>		<i>1</i>		<i>13</i>	<i>10</i>	<i>250</i>				<i>100</i>					<i>100</i>	
<i>Joshua Selby</i>	<i>80</i>	<i>20</i>	<i>20</i>	<i>1500</i>	<i>75</i>		<i>9</i>		<i>3</i>	<i>12</i>	<i>20</i>	<i>12</i>	<i>1300</i>	<i>60</i>		<i>30</i>	<i>1200</i>	<i>100</i>					
<i>John Selby</i>	<i>75</i>	<i>20</i>	<i>25</i>	<i>2400</i>	<i>100</i>	<i>100</i>	<i>5</i>		<i>3</i>	<i>15</i>	<i>16</i>	<i>20</i>	<i>815</i>	<i>45</i>	<i>70</i>	<i>20</i>	<i>1300</i>	<i>50</i>					
<i>Joseph Flint</i>	<i>50</i>	<i>55</i>	<i>40</i>	<i>3000</i>	<i>100</i>		<i>7</i>		<i>3</i>	<i>4</i>	<i>5</i>	<i>8</i>	<i>500</i>	<i>23</i>	<i>45</i>	<i>50</i>	<i>400</i>	<i>90</i>					
<i>John Hillen</i>	<i>30</i>			<i>500</i>	<i>75</i>	<i>40</i>	<i>3</i>		<i>1</i>			<i>9</i>	<i>250</i>	<i>20</i>	<i>20</i>		<i>800</i>	<i>25</i>					
<i>John Foster</i>	<i>16</i>	<i>40</i>		<i>3000</i>	<i>150</i>		<i>2</i>		<i>4</i>	<i>3</i>	<i>12</i>	<i>18</i>	<i>400</i>		<i>20</i>	<i>140</i>	<i>200</i>	<i>300</i>					
<i>M Nelson</i>	<i>100</i>	<i>120</i>	<i>25</i>	<i>5000</i>	<i>125</i>	<i>60</i>	<i>5</i>		<i>3</i>	<i>4</i>		<i>5</i>	<i>550</i>	<i>85</i>		<i>35</i>	<i>300</i>	<i>300</i>					
<i>Wm Foster</i>	<i>60</i>		<i>30</i>	<i>1600</i>	<i>100</i>		<i>2</i>		<i>2</i>		<i>5</i>	<i>300</i>	<i>300</i>	<i>30</i>	<i>48</i>		<i>300</i>	<i>20</i>					
<i>James Collins</i>	<i>70</i>	<i>25</i>	<i>60</i>	<i>3500</i>	<i>100</i>	<i>100</i>	<i>5</i>		<i>7</i>	<i>6</i>	<i>18</i>	<i>10</i>	<i>600</i>	<i>63</i>			<i>400</i>	<i>100</i>					
<i>Richard Lawrence</i>	<i>30</i>			<i>600</i>	<i>50</i>		<i>2</i>		<i>1</i>		<i>6</i>	<i>1</i>	<i>200</i>	<i>50</i>			<i>300</i>	<i>75</i>					
<i>Harmon Hornback</i>	<i>80</i>	<i>5</i>	<i>165</i>	<i>5000</i>	<i>300</i>		<i>5</i>		<i>2</i>	<i>2</i>	<i>4</i>	<i>23</i>	<i>450</i>	<i>50</i>			<i>300</i>	<i>50</i>					
<i>James Buck</i>	<i>40</i>	<i>10</i>	<i>20</i>	<i>2000</i>	<i>100</i>		<i>3</i>		<i>4</i>	<i>6</i>	<i>15</i>	<i>9</i>	<i>600</i>	<i>18</i>	<i>6</i>		<i>600</i>	<i>200</i>					
<i>Dwight Buck</i>	<i>80</i>	<i>150</i>	<i>120</i>	<i>10000</i>	<i>125</i>		<i>8</i>	<i>4</i>	<i>4</i>	<i>8</i>		<i>22</i>	<i>800</i>	<i>40</i>	<i>25</i>		<i>400</i>	<i>50</i>					
<i>Geo Foster</i>	<i>60</i>	<i>20</i>		<i>200</i>	<i>150</i>		<i>6</i>	<i>1</i>	<i>24</i>	<i>12</i>	<i>25</i>	<i>6</i>	<i>300</i>	<i>20</i>	<i>75</i>		<i>400</i>	<i>150</i>					
<i>Asah Boyce</i>	<i>40</i>			<i>1200</i>	<i>75</i>	<i>75</i>	<i>1</i>		<i>1</i>			<i>7</i>	<i>250</i>				<i>300</i>						
<i>James Kerchler</i>	<i>260</i>	<i>62</i>	<i>100</i>	<i>6000</i>	<i>200</i>	<i>800</i>	<i>6</i>		<i>5</i>	<i>4</i>	<i>40</i>	<i>12</i>	<i>300</i>	<i>75</i>			<i>100</i>	<i>200</i>					
<i>Wm Foster</i>	<i>40</i>		<i>37</i>	<i>2000</i>	<i>100</i>		<i>3</i>		<i>1</i>	<i>1</i>		<i>20</i>	<i>320</i>	<i>4</i>			<i>200</i>	<i>100</i>					
<i>Chu Thomas</i>	<i>40</i>			<i>1000</i>	<i>25</i>		<i>4</i>		<i>2</i>	<i>2</i>		<i>20</i>	<i>350</i>	<i>50</i>	<i>10</i>	<i>60</i>	<i>300</i>						
<i>Clarah Smith</i>	<i>120</i>	<i>40</i>	<i>10</i>	<i>4000</i>	<i>250</i>		<i>7</i>		<i>1</i>		<i>15</i>	<i>11</i>	<i>600</i>	<i>80</i>		<i>8</i>	<i>150</i>	<i>650</i>					
<i>B A Long</i>	<i>60</i>	<i>52</i>	<i>50</i>	<i>2000</i>	<i>150</i>		<i>2</i>	<i>2</i>	<i>4</i>	<i>1</i>		<i>12</i>	<i>400</i>	<i>72</i>			<i>400</i>	<i>150</i>					
<i>Jacob R King</i>	<i>35</i>			<i>500</i>	<i>75</i>		<i>1</i>		<i>2</i>	<i>1</i>	<i>3</i>	<i>22</i>	<i>200</i>	<i>55</i>			<i>300</i>	<i>200</i>					
<i>Geo Meranda</i>	<i>80</i>			<i>1600</i>	<i>125</i>		<i>8</i>		<i>2</i>	<i>3</i>		<i>15</i>	<i>500</i>	<i>110</i>	<i>30</i>	<i>90</i>	<i>1200</i>						
<i>Smith Bros</i>	<i>400</i>		<i>20</i>	<i>2000</i>	<i>10</i>		<i>4</i>	<i>5</i>	<i>6</i>		<i>5</i>	<i>550</i>	<i>150</i>				<i>250</i>	<i>60</i>					
<i>S J Alley</i>	<i>35</i>		<i>18</i>	<i>1000</i>	<i>100</i>		<i>5</i>		<i>2</i>	<i>5</i>	<i>6</i>	<i>35</i>	<i>700</i>	<i>14</i>			<i>500</i>						
<i>Wm P Carson</i>	<i>10</i>	<i>20</i>		<i>2500</i>	<i>100</i>	<i>100</i>	<i>9</i>		<i>6</i>	<i>7</i>	<i>14</i>	<i>30</i>	<i>1200</i>	<i>50</i>			<i>500</i>	<i>300</i>					
<i>Joseph Burdette</i>	<i>140</i>	<i>60</i>		<i>6000</i>	<i>300</i>	<i>1000</i>	<i>10</i>	<i>24</i>	<i>7</i>	<i>4</i>	<i>30</i>	<i>3</i>	<i>500</i>	<i>2375</i>	<i>100</i>	<i>30</i>	<i>60</i>	<i>1200</i>	<i>500</i>				
<i>Sam Wynnham</i>	<i>60</i>	<i>130</i>		<i>4000</i>	<i>50</i>		<i>5</i>		<i>2</i>	<i>4</i>	<i>15</i>	<i>6</i>	<i>550</i>	<i>9</i>			<i>300</i>	<i>80</i>					
<i>Wm Travis</i>	<i>220</i>		<i>80</i>	<i>1000</i>	<i>300</i>	<i>100</i>	<i>6</i>	<i>5</i>	<i>5</i>	<i>13</i>	<i>18</i>	<i>30</i>	<i>1400</i>	<i>89</i>			<i>500</i>	<i>1000</i>	<i>300</i>				<i>600</i>

262 914 110 448 1252 101550 4647 2075 162 16 118 51 190 505 106 2662 1711 674 606 1975 1748 1600



State of Minnesota, enumerated by me on the 15 day of July, 1870.

J. W. Kingston, Ass't Marshal.

YEAR ENDING JUNE 1, 1870.

No.	Cotton. Bales (50 lbs.)	Wool. Lbs.	Peas and Beans. Bush.	POTATOES.		Orchard products. Dolls.	Wine. Gallons.	Produce of Market Gardens. Dolls.	DAIRY PRODUCTS.			SEED.			Hops. Lbs.	Hemp. Tons.	Flax. Lbs.	Flaxseed. Bush.	Silk cocoons. Lbs.	SUGAR.		Molasses. Gallons.	BEES.		Forest products. Dolls.	Value of Home Manufactures. Dolls.	Value of animals slaughtered or sold for slaughter. Dolls.	TOTAL VALUE. Dolls.	
				Irish. Bush.	Sweet. Bush.				Butter. Lbs.	Cheese.* Lbs.	Milk sold. Gallons.	Hay. Tons.	Clover. Bush.	Grass. Bush.						Maple. Lbs.	Cane. Hhds. (1,000 lbs.)		Wax. Lbs.	Honey. Lbs.					
	25	26	27	28	29	30	31	32	33	34	35	36	37	38	39	40	41	42	43	44	45	46	47	48	49	50	51	52	
1		80	20	5	30				140			2	2									30			20	24	50	400	
2		25		25	8				800			2	2									15				60	100	500	
3		25		80		8			75													15				25	125	850	
4				40					140			10	10														100	800	
5		20		80					140			8	8									12				25	100	850	
6		65		100					500													35				75	25	1150	
7		60		75		25			140			4	4									32	10	40		80	850		
8		12		10					75			1	1														80	850	
9				40								8	8									42				85	525		
10		57		30					300			20	20									32		40		125	800		
11		20		60					140													25				25	75	400	
12		69		75		25			75			5	5									65				200	925		
13		26		15					140													80				30	300		
14		60							140			2	2												30	95	1300		
15		40		20					225			2	2											20		160	1420		
16		16		40		100			225																	25	200	825	
17				10					75													10					40	800	
18		30		10		200			140													25		10	40	130	800		
19		80		20		20			225			15												20	10	20	110	280	
20				20					140													20		10		125	445		
21		72		30		125			300			2	2											5	400	125	100	90	1100
22		24		20		75			175			2										40					125	600	
23				10					140			2															150	800	
24		80		10					225			4										26					100	745	
25				30		60			300			8												10	200		225	900	
26		40		60		60			140													35				50	225	900	
27				20					75																		75	260	
28		100		30		40			375			8	20											200			400	1600	
29				5		5			75			1										25	1				100	500	
30				60																							100	300	
31		123		60	5	100			75			16										35		3	30	85	1900		
32				20					800			2															125	650	
33				25					140																		75	440	
34				40					75			1															125	1000	
35				60					140																		25	450	
36									75																		75	550	
37		20		40		100			425													40		10	80	25	180	1300	
38		80		30		30			375			20	10														60	500	2220
39		30		10		25			75			8														20	75	600	
40		70		40		400			525			30	5									25		10	20		425	2440	
	239			140	15	1400			4425			192	30								70	4	25	1100	418	661	559	33090	

\* This will include only such cheese as is made upon the farm. Milk sent to cheese factories will be regarded as milk sold off the farm.



SCHEDULE 3.—Productions of Agriculture in Bethany Township, in the County of Harrison

Post Office: Bethany Mo



1	ACRES OF LAND.			PRESENT CASH VALUE.		7	LIVE STOCK, JUNE 1, 1870.								PRODUCE DURING THE YEAR.								24	
	2	UNIMPROVED.		5	6		8	9	10	11	12	13	14	15	WHEAT.				20	21	22	23		
		3	4												16	17	18	19						
Name of Agent, Owner, or Manager.	Improved.	Wood-land.	Other unimproved.	Of farm.	Of farming implements and machinery.	Total amount of wages paid during the year, including value of board.	Horses.	Mules and Asses.	Milk Cows.	Working Oxen.	Other Cattle.	Sheep.	Swine.	Value of All Live Stock.	Spring.	Winter.	Rye.	Indian Corn.	Oats.	Barley.	Buckwheat.	Rice.	Tobacco.	
	No.	No.	No.	Dolls.	Dolls.	Dolls.	No.	No.	No.	No.	No.	No.	No.	Dolls.	Bush.	Bush.	Bush.	Bush.	Bush.	Bush.	Bush.	Lbs.	Lbs.	
1	Geo. Fair	80	34	40	200	100	50	10	6	3	27	900	100	100				200	175					
2	Geo W Fair	35	40		150	125		3	1	2		16	300	37				200	100				100	
3	David Allen	60	20		240	100		2	1				250	40				300	110					
4	Wm Hallack	240			250	125		8	2	1	11	25	700	80				700	200					
5	Wm Luntis	25			300	100		4	2	1	17	8	500	90				450	50					
6	Wm Allen	35	5		500	125		4	1		20	12	350	50				600	200					
7	Robert Turner	400	150		1400	500	725	17	14		150	100	50	7500	50	100		4000	600					
8	Mc Gillidott	40	20	80	300	300	80	5	2			6	500	300				400	200					
9	Ernie Roberts	30	40		180	100		7	2	2	1	16	16	700	25			500	100					
10	Ralph Bayliff	40			100	50		5	2		8	12	20	800	38			250	120					
11	Madison Brock	60	10	20	200	200		5	2	4	22	24	800	60	15	10	500	200						
12	Bennett Bolter	45	30	40	250	150		7	2	3	11	8	400	40	20		500	180						
13	Solomon Packard	10	30		600	50				2	2	1	6	6	350			300						
14	Geo. Selby	50	10	20	250	200		10	2	2	24	16	20	1325	10	40		1000	200					
15	Henry Bartlett	25			400	100		2	1	1		6	300	15				400	150					
16	John Bruce	92			250	250		7	3	2		30	1000	165				25	250	7		25		
17	John Lippit	85	35		250	175		6	1	3		8	500	50			60	350	75	40				
18	Thos Lintreman	25	3	10	500	300		8	4	26	40	10	1575	30				800	110					
19	Geo. Smith	130	20	120	500	300		3	5	5	12	14	600	188			52	200	80					
20	Wm Wallace	140			300	150		4	2			8	400	40				200	100					
21	Edward Coltrick	140	10	80	600	150	150	8	5	21	20	25	1500	80	80		1500	300						
22	James McBrine	180	40	20	4200	300		20	6	60	12	25	3000	30			50	200	400					
23	Sam'l Harrison	60			1000	150		3	2		10	14	435	40			50	500	120					
24	Chas Smith	60			100	100		4	2	1		12	20	1200	60		35	600	215					
25	James Smith	20	25	60	200	50		5	1			5	400	35	10	35	75	700						
26	John Wood	40			800	25		3	1			1	250	30	16	15	400							
27	James Kenfro	55			1200	100		6	1			8	400	30				200	100					
28	Almon Wilson	30	40	215	500	60		7	4	6	90	7	825					200						
29	Sam'l Wheeler	80	80	160	500	150		8	7	17	40	16	1200	100				400	110					
30	Wm Wheeler	100	80	160	500	250		6	7	15		20	1000	110				400	200					
31	James Gillespie	200	40	135	600	300		4	4	6	10	50	70	1875	200	200		200						
32	Anthony Loe	60	160	52	300	150		3	5	6	8	12	1000	25				200	40					
33	A E Harrison	25	35	100	75			2	2	1		7	350	36				100						
34	James Wymore	70	115	170	650	100		4	3	3		31	800	40	30		400	120						
35	Wm Brough	60	100	80	300	100		6	3	5	33	40	800	50	30	30	500	40						
36	John Jennings	20	20		500	25		2	1			6	7	200	12			100	75					
37	Joseph Rice	40			800	100	25	3	2	1	20	20	46	63			60	300	50					
38	John Adams	40			800	50	30	4		1		6	300	32				15	35					
39	S M Barnes	20	45	58	200	350	100	5	1			16	900	62				500	40					
40	H M Travis	70	40	20	200	100		3	5	5	35	35	350	30				200						
		2227	1324	1625	96800	2205	1160	227	9	1251	4	357	984	696	3561	2136	591	387	23065	5195	40	7		125



State of Wisconsin, enumerated by me on the \_\_\_\_\_ day of Aug, 1870.

J. W. Kenyon, Ass't Marshal.

YEAR ENDING JUNE 1, 1870.

Cotton.	Wool.	Peas and Beans.	POTATOES.		Orchard products.	Wine.	Produce of Market Gardens.	DAIRY PRODUCTS.			SEED.			Hops.	Hemp.	Flax.	Flax seed.	Silk cocoons.	SUGAR.		Molasses.	BEES.		Forest products.	Value of Home Manufactures.	Value of animals slaughtered or sold for slaughter.	Estimated value of all farm products on hand at the close of the year, exclusive of stock.
			Irish.	Sweet.				Butter.	Cheese.*	Milk sold.	Hay.	Clover.	Grass.						Maple.	Cane.		Wax.	Honey.				
Bales (450 lbs.)	Lbs.	Bush.	Bush.	Bush.	Dolls.	Gallons.	Dolls.	Lbs.	Lbs.	Gallons.	Tons.	Bush.	Bush.	Lbs.	Tons.	Lbs.	Bush.	Lbs.	Hds. (1,000 lbs.)	Gallons.	Lbs.	Lbs.	Dolls.	Dolls.	Dolls.	Dolls.	
25	26	27	28	29	30	31	32	33	34	35	36	37	38	39	40	41	42	43	44	45	46	47	48	49	50	51	52
								225															60		120	635	
			5					75													12		15		70	380	
								225		10																450	
	40		50		40			75			2	5									300		15		100	800	
	60		30					75													18			17	125	825	
			75					75													86		35		150	820	
	325		100		50			450			100	6									6		200		200	8030	
			40					150																	140	30	900
	35		10					150			5										25				400	400	
	20		30					150													20			20	120	525	
	150		15		20			150			10										25		30	60	175	1800	
	25		20		25			150			2										35				100	600	
	18							150													17				75	930	
	40		10					300			5										12		50	10	234	1350	
	15		10					75																	50	930	
			150		10			75			2														12	325	
			10		50			150			75														75	550	
	1500		50		200			375			80										40	15	200	100	40	200	2680
	25		50		15			300			3										40				150	800	
			50		100			300													25				100	1500	
	30		25		30			375															15	40	240	1425	
	70		25		450			450															10	10	100	2000	
	20		30					150													40		45		100	205	
			35					150													20				150	825	
			20					75													5		25		50	350	
			20					75													30				75	450	
			10					150															30		60	900	
	200		10					275			4													75	75	450	
	120		10		60			525			30	10											6	100	150	200	
			20					1000			25												30		150	825	
	144		20					375													60		25	40	500	2450	
	21		10		30			450			10										35		30		150	875	
			50					75													30				75	450	
			40		46			150													30				125	800	
	42		25					150															20	25	150	825	
	10		15					75													10		25		75	325	
	60		50					150													40	1	40	15	25	135	840
			10		30			150													30				75	265	
			25					75													30				200	800	
	40		30					375			10												50	25	500	145	185
3010		1800			706			8925			173		21							143	16	1026	490	82	560	39745	

\* This will include only such cheese as is made upon the farm. Milk sent to cheese factories will be regarded as milk sold off the farm.



SCHEDULE 3.—Productions of Agriculture in Albany Co., in the County of Harrison, in the

Post Office: Bethany No



Name of Agent, Owner, or Manager.	ACRES OF LAND.			PRESENT CASH VALUE.		Total amount of wages paid to laborers, including value of board.	LIVE STOCK, JUNE 1, 1870.								PRODUCE DURING THE YEAR.									
	Improved.	UNIMPROVED.		Of farm.	Of farming implements and machinery.		Horses.	Males and Asses.	Milk Cows.	Working Oxen.	Other Cattle.	Sheep.	Swine.	Value of all live stock.	WHEAT.		Rye.	Indian Corn.	Oats.	Barley.	Buckwheat.	Rice.	Tobacco.	
		No.	Wood-land.												Other unimproved.	Dolls.								Dolls.
1	2	3	4	5	6	7	8	9	10	11	12	13	14	15	16	17	18	19	20	21	22	23	24	
1 Geo W Kelly	40	130		2000	125	50	7	2	3		1	20	20	300	40	35	35	200	200					
2 Andrew Morris	40			300	125			2	2		2	5	15	425	48			150						
3 Alexander McCallum	120	81	85	4000	200		4	3	8		14	45	40	1325	260	90		1200	300		24			
4 Charles Epperson	40			1000	125				2	2	3	1		230	130			400	100					
5 Richard Morris	140	40	160	6000	200	90	8		6		13	35	35	1200				600	100					
6 Henry Heffner	25	70	45	4000	100	120	5		3		32	48	40	1425	54	85	90	600	75		16			
7 Isaac Chittenden	160	250	10	7000	300	300	4		6			15	10	625	40	100	15	200	40					
8 Leander Price	18	24		600	60		2	2	1	2		5	4	600				100						
9 Prop Price	80	60	60	4000	200		7		6		6	34	20	950	12			600						
10 John Arnold	10			200	40		2		1		1	7	10	300				200						
11 Cyrus Francis	25			600	100		3		1			14	15	400	100			400					10	
12 Allen Dale	50	50		2500	125		6		2		6	24	30	700	32			1000	75					
13 David Travis	180	80	104	8000	300	200	11	1	4	2	62	40	40	2800	100		40	1000						
14 John Cumiff	80	75		300	125		5		6		24	17	20	1200	240	100	65	800	300					
15 Robert Brown	80			1000	125		2		4		3	8	20	500	20	100		900	150					
16 Geo Weaver	30			600	30		3		2		2	1	400					200						
17 Brandon Taylor	200	60	40	7000	300	400	12	3	8		18	130	60	2000	100		60	1000	100					
18 Saml Truitt	100	300		3000	150		6		3		30	20	2000	75			1000							
19 Jasper Williams	160	8		3000	300		2		1		1	40	400	140				800	100					
20 Wheeler Small	165	25		4000	300		3					1	250	68				100						
21 Geo Dean	20			200	100		2		1				250	30				200	150					
22 Albert Reers	40	7	40	2000	300		6		2		5	11	600	70				250	100					
23 Joseph Johnson	160	19		1000	200		4		2				12	600	100			200						
24 Samuel Bell	60			800	100		4		3		3	9	12	600				150	150					
25 Jacob Heffner	60	15		1400	150		2		2		2	6	425					50	125					
26 Charles Baker	80	15	80	3400	80		4		3		4	8	568	90		60	1800	175						
27 Henry Buzzard	30			1000	100		6		3		5	20	8	700	50	40		300	100					
28 Leonard Nichols	25			600	100		6		2		1	12	10	700				600	400					
29 Alex. Gillespie	35			800	25		2		2		2	4	300	5				300	50					
30 Geo Henderson	25			600	100		2		1				4	300	32			300						
31 Wm Henderson	20	20		600	125		2		2		3	15	10	600	75			300	100					
32 Joshua Dale	100	19		2500	200	100	5		2		1	35	3	700	40			300	100					
33 Josiah Mainway	25	33		600	50		2		2			15	10	350	75		30							
34 Francis Spruce	30	30		100	100		2		7			20	16	600	30	10		600	25					
35 Joseph Hopkins	60	30	10	2000	100		7	1	3		4	24	26	800	40		30	600	150					
36 Samuel Francis	100	40	80	3000	350		8	1	4		27	15	30	1000	80	900		300						
37																								
38																								
39																								
40																								

2711 1261 735 87300 5710 1900 160 151 110 6 280 6 49 611 27273 29 27 14 65 86 5 15 580 38 15 20 10



State of Minnesota, enumerated by me on the \_\_\_\_\_ day of July, 1870.

J. P. Peterson, Ass't Marshal.

YEAR ENDING JUNE 1, 1870.

TOTAL VALUE.

1	Cotton.	Wool.	PEAS AND BEANS.		POTATOES.		Orchard products.	Wine.	Produce of Market Gardens.	DAIRY PRODUCTS.			SEED.			Hops.	Hemp.	Flax.	Flax-seed.	Silk cocoons.	SUGAR.		Molasses.	BEES.		Forest products.	Value of Home Manufactures.	Value of animals slaughtered for slaughter.	Estimated value of all farm production, including bettermens and additions to stock.	Dolls.
			Bales (450 lbs.)	Lbs.	Bush.	Bush.				Bush.	Dolls.	Dolls.	Butter.	Cheese.*	Milk sold.						Hoy.	Clover.		Grass.	Lbs.					
	25	26	27	28	29	30	31	32	33	34	35	36	37	38	39	40	41	42	43	44	45	46	47	48	49	50	51	52		
1		75		25		10			300			2	1											25	100	125	1100	1		
2		5		10					150													12		100	4	40	600	2		
3		20		30		100			375			18												120	65	475	2250	3		
4		60		30					225																	225	725	4		
5		40		100		10			450			6										40		60	300	1200	5			
6		100		50		50			375			15										20	10	250	70	975	1520	6		
7		20		5					750			40	3											100	150	40	875	1825	7	
8		13							75																		75	8		
9		175		20		5			375			15										25		75	75	230	1020	9		
10		27		25					75																	50	300	10		
11		38		50					75													97				160	550	11		
12		50		25					150															50	75	15	400	1070	12	
13		140		25		50			375			50										125	100			1200	2715	13		
14		36		200					300			24												30	25	200	1600	14		
15		24		10		5			150			40										10			15	100	1250	15		
16		975		20		125			150																	155	350	16		
17		375		20		125			500			100												50	20	250	2000	17		
18				25					150														30		100	500	2000	18		
19				50					75														800		75	400	1500	19		
20				5																			5		50	15	175	20		
21				5					75														10			15	250	21		
22				15					150																	200	600	22		
23				10					150																25	75	400	23		
24		20		5					150																25	15	30	275	24	
25		30		5					150														30		35	20	50	200	25	
26				60					300															30	75	150	1700	26		
27		30		10					225																	100	500	27		
28		85		10					180																		75	600	28	
29				5																							250	29		
30				10																			10			20	250	30		
31		85		10					150														35		25	35	380	31		
32		80		30		75			150			2											10		25	80	150	250	32	
33		45		20					150																	75	75	350	33	
34		40		25					325			5											75	10	300	60	60	100	600	34
35		40		30					225														100			250	900	35		
36		80		30					300			40													80	80	300	1400	36	
37																													37	
38																													38	
39																													39	
40																													40	

\* This will include only such cheese as is made upon the farm. Milk sent to cheese factories will be regarded as milk sold off the farm.



SCHEDULE 3.—Productions of Agriculture in Butter Lick, in the County of Harrison, in the Post Office: Buttany Mo

Name of Agent, Owner, or Manager.	ACRES OF LAND.			PRESENT CASH VALUE.			Total amount of wages paid to farm hands, including value of board.	LIVE STOCK, JUNE 1, 1870.							PRODUCE DURING THE YEAR.											
	Improved.	UNIMPROVED.		Of farm.	Of farming implements and machinery.	Dolls.		Dolls.	Horses.	Mules and Asses.	Milk Cows.	Working Oxen.	Other Cattle.	Sheep.	Swine.	Value of all live stock.	WHEAT.			Indian Corn.	Oats.	Barley.	Buckwheat.	Rice.	Tobacco.	
		No.	Wood-land.														Other unimproved.	Dolls.	Dolls.							No.
1	2	3	4	5	6	7	8	9	10	11	12	13	14	15	16	17	18	19	20	21	22	23	24			
1																										
2	Reuben Lilly	100	200	300	4000													400	220							
3	Henry Rietim	15		400	300	200		7	2	10		6	4	2	20	7200										
4	Howell Price	85	20	2	2000	50		7		2		4		60	800	56			500	160						
5	Jeptha Northcutt	100	116		4320	200		9		6	2	10	21	70	1000	14		100	600	200						
6	Jesse Northcutt	20	10	25	1100			2		1		2	3	18	300		35		100							
7	Wm Thomas	10			50			4	2	2		2	22	10	800				150							
8	Wm Cooper	55	40	25	2000	15		3		2		1	10	25	400				400	200						
9	John Whitty	20	10	10	600	50		3		1		2	26	25	200				75							
10	Henry Le Gall	80	60	20	3200	200		8		7		15	25	50	1000				1500							
11	John Endsley	50	110	40	2600	25	112	6		2		8	5	20	100	9	20		300	150						
12	Mary Walker	50	89		2500	100		2		5				20	560	40	40		300	100						
13	Jacob Rogue	40			300			1		1			10	6	180											
14	James McLeaster	10			10			1		1					100				75							
15	Daniel Rhodes	80	83		3000	50		4		3		5		70	400	20	60		100	200						
16	Wm Rhodes	15			50			2		1		1		3	250											
17	Robert Fallis	30	50		1600	100		3		3		6	30	25	300	44			500							
18	James Laylor	30	90		1200	100		3	2	3		4	11	5	400				400							
19	Benj Belark	75	150	10	4000	120		16	1	5		13	49	50	1300	25	70		1000	20						
20	Abraham Powell	5						2		5			4	8	150				20							
21	Lewis France	63	32	15	2000	20		2		3		3			190	192	7		500	62						
22	John Landier	7			700																					
23	Benj Glover	3			600			1			6			11	500											
24	Saul Spiers	100	200	20	4000	200	150	11	2	4		11	16	25	1200	75	25	40	100	100						
25	Edmund Humphrey	46	80	90	3000	725	28	3	4	6		19	30	26	1300	700	15	72	500	720						
26	James Arnold	3			100			6		5		6	6	6	700				200	50						
27	Richard Fallis	30	130		200	100		6	4	4		7	26	30	700				800							
28	Paul Holme	4	20	20	350	700		2		1	1			5	200											
29	Isabel Righter	30	50		1000	50		4	1	2		3	24	12	300	23	10		200	78						
30	Margaret Elouse	20																								
31	John Hunt	65	35		2000	175		2		4		7		20	300	67		60	100	250						
32	John Monroe	20	20		700	25		2		2			9	9	300				100							
33	Wm Walker	20						2		2		7	7	30	350		30		200							
34	Silas Parsons	60	75	25	1325	40		5	2	2		2	30	12	500	37			200	100						
35	Wm Pidd	35	35		1000	50		2	2		1		14	400				30	200	50						
36	Louis Swidell	25	15		530	50		3		3		6	14	12	300	24			200	25						
37	Heinrich Fallis	15	35		1000	75		2		2			14	4	400	20			100							
38	Geo Fallis	50	50	57	3000	600		4		2		2		19	400				300	50						
39	Christopher Whitty	15						2		1		1		15	100	10			100	20						
40	Lewis Lealvert	50	33		1600	300		2	1	1			15	8	300	80			200							
		1366	1622	1057	5320	540	290	138	19	102	10	153	483	1129	2670	826	312	302	10570	2305						
		1492	1878	1059	5445	4480	290	144	23	104	10	153	483	1129	2670	826	312	302	10570	2305						



J. A. Wendt, Ass't Marshal.

YEAR ENDING JUNE 1, 1870.

Cotton. (150 lbs.)	Wool. Lbs.	Peas and Beans. Bush.	POTATOES.		Orchard products. Dolla.	Wine. Gallons.	Produce of Market Gardens. Dolls.	DAIRY PRODUCTS.			SEED.				SUGAR.			BEES.		Forest products. Dolls.	Value of Home Manufactures. Dolls.	Value of animals slaughtered or sold for slaughter. Dolls.	TOTAL VALUE. Dolls.						
			Irish. Bush.	Sweet. Bush.				Butter. Lbs.	Cheese. Lbs.	Milk sold. Gallons.	Hay. Tons.	Clover. Bush.	Grass. Bush.	Hops. Lbs.	Hemp. Tons.	Flax. Lbs.	Flaxseed. Bush.	Silk cocoons. Lbs.	Maple. Lbs.					Cane. Hhds. (1,000 lbs.)	Molasses. Gallons.	Wax. Lbs.	Honey. Lbs.		
25	26	27	28	29	30	31	32	33	34	35	36	37	38	39	40	41	42	43	44	45	46	47	48	49	50	51	52		
1					150																						200		
2								150																		35	100	200	
3			20																								50	400	
4		10	50		50			200			8										20						37	500	
5			25	20				50																			100	200	
6	12		15					50													20						15	400	
7	50		18		50			50																			40	80	400
8	18		15					50													12						20	45	100
9	60		10	20				100													40	15	100				150	400	
10	33				100			100			2										30						20	400	
11	15		20		125			100			6																50	400	
12																													100
13			15					50													10						30	200	
14			20		25																20						40	200	
15			15					15																					200
16	60		40					200			3										40					30	100	300	
17	30		50					100													40					30	300	1000	
18	100		75					100			8										110					50	200	700	
19			20					75			1										70						40	400	
20	8		50					100			9										40						150	200	
21																											25	200	
22																													200
23	36		15					100													25					50	300	500	
24	130		100		8			100			1										40					4	60	300	
25	16		15					100																		10	39	300	
26	100		10					100													10					75	120	800	
27																													200
28	35							50													9					20	100	600	
29																													100
30		8	50		25			100													400					100		500	
31			10																		11					10		200	
32	5										4																50	200	
33	100		10		45			100			8										10					10	50	500	
34	12		50					100			1										60				8	60	400		
35	20		10					50													4					100		400	
36	30							100															20		3	50	500		
37	40				15			150			2										15				8	60	200		
38	20		5								1																30	105	
39	20							50			2															18	25	400	
40																													
	1012	8	733	40	593			2590			56									276	45	220			422	2941	13905		
	940	18	733	40	593			2590			56										1836	45	220			422	2941	13905	

\* This will include only such cheese as is made upon the farm. Milk sent to cheese factories will be regarded as milk sold off the farm.







State of

*Mo*

, enumerated by me on the

*30<sup>th</sup>*

day of

*June*

Page No. *24*

, 1870.

*S. W. Mendenhall*, Ass't Marshal.

YEAR ENDING JUNE 1, 1870.

	Cotton. Bales (450 lbs.)	Wool. Lbs.	Pens and Beans. Bush.	POTATOES.		Orchard products. Dolls.	Wine. Gallons.	Produce of Market Gardens. Dolls.	DAIRY PRODUCTS.			SEED.			Hops. Lbs.	Hemp. Tons.	Flax. Lbs.	Flax-seed. Bush.	Silk cocoons. Lbs.	SUGAR.		BEES.		Forest products. Dolls.	Value of Home Manufactures. Dolls.	Value of animals slaughtered or sold for slaughter. Dolls.	TOTAL VALUE. Estimated value of all farm produc- tion, including bal- timents and addi- tions to stock. Dolls.	
				Irish. Bush.	Sweet. Bush.				Butter. Lbs.	Cheese.* Lbs.	Milk sold. Gallons.	Hay. Tons.	Clover. Bush.	Grass. Bush.						Maple. Lbs.	Cane. Hhds. (1,000 lbs.)	Molasses. Gallons.	Wax. Lbs.					Honey. Lbs.
	25	26	27	28	29	30	31	32	33	34	35	36	37	38	39	40	41	42	43	44	45	46	47	48	49	50	51	52
1	-	70	-	15	-	150	-	-	150	-	-	3	-	-	-	-	-	-	-	-	40 50	-	-	-	-	150	500	
2	-	25	-	13	-	-	-	-	50	-	-	-	-	-	-	-	-	-	-	-	-	8	-	-	-	-	48	200
3	-	47	-	8	-	50	-	-	125	-	-	20	-	-	-	-	-	-	-	-	-	6	-	-	-	-	50	300
4	-	27	-	25	-	-	-	-	25	-	-	1	-	-	-	-	-	-	-	-	-	20	-	-	-	-	75	200
5	-	50	-	20	-	200	-	-	100	-	-	2	-	-	-	-	-	-	-	-	-	20	-	-	-	50	250	500
6	-	30	-	10	-	-	-	-	75	-	-	-	-	-	-	-	-	-	-	-	-	20	-	-	-	25	50	300
7	-	-	-	20	-	-	-	-	75	-	-	-	-	-	-	-	-	-	-	-	-	-	-	-	-	-	100	300
8	-	35	-	20	-	20	-	-	150	-	-	6	-	-	-	-	-	-	-	-	-	-	-	-	-	25	75	400
9	-	30	-	30	-	-	-	-	50	-	-	-	-	-	-	-	-	-	-	-	-	20	-	-	-	30	60	300
10	-	15	-	8	-	-	-	-	-	-	-	-	-	-	-	-	-	-	-	-	-	-	-	-	-	10	20	100
11	-	-	-	15	-	-	-	-	200	-	-	12	-	-	-	-	-	-	-	-	-	-	-	-	-	-	150	500
12	-	11	-	15	-	10	-	-	50	-	-	-	-	-	-	-	-	-	-	-	-	20	-	-	-	5	40	400
13	-	100	-	20	-	-	-	-	150	-	-	8	-	-	-	-	-	-	-	-	-	60	-	-	-	75	150	800
14	-	-	-	100	-	-	-	-	500	-	-	-	-	-	-	-	-	-	-	-	-	40	-	-	-	-	100	1000
15	-	-	-	-	-	-	-	-	150	-	-	-	-	-	-	-	-	-	-	-	-	40	-	-	-	-	400	500
16	-	21	-	5	-	-	-	-	60	-	-	-	-	-	-	-	-	-	-	-	-	50	-	-	-	20	50	300
17	-	7	-	-	-	-	-	-	200	-	-	2	-	-	-	-	-	-	-	-	-	20	-	-	-	50	64	500
18	-	100	-	5	-	-	-	-	100	-	-	15	-	-	-	-	-	-	-	-	-	16	-	-	-	40	125	500
19	-	-	-	25	-	-	-	-	-	-	-	-	-	-	-	-	-	-	-	-	-	-	-	-	-	10	100	100
20	-	20	-	15	-	-	-	-	100	-	-	-	-	-	-	-	-	-	-	-	-	-	-	-	-	-	80	300
21	-	60	-	150	-	-	-	10	150	-	-	-	-	-	-	-	-	-	-	-	-	20	-	-	-	40	50	400
22	-	15	-	15	-	-	-	-	100	-	-	-	-	-	-	-	-	-	-	-	-	10	-	-	-	10	40	300
23	-	40	-	30	30	-	-	-	150	-	-	2	-	-	-	-	-	-	-	-	-	-	-	-	-	30	70	500
24	-	-	-	-	-	-	-	-	-	-	-	-	-	-	-	-	-	-	-	-	-	-	-	-	-	-	-	50
25	-	20	-	-	-	-	-	-	50	-	-	-	-	-	-	-	-	-	-	-	-	-	-	-	-	-	40	200
26	-	30	-	-	-	-	-	-	-	-	-	-	-	-	-	-	-	-	-	-	-	-	-	-	-	-	-	30
27	-	-	-	-	-	-	-	-	-	-	-	-	-	-	-	-	-	-	-	-	-	-	-	-	-	20	-	300
28	-	48	-	10	-	40	-	-	50	-	-	-	-	-	-	-	-	-	-	-	-	30	-	-	-	30	40	500
29	-	48	-	18	-	50	-	-	150	-	-	-	-	-	-	-	-	-	-	-	-	-	-	-	-	-	40	500
30	-	36	-	10	5	-	-	-	50	-	-	-	-	-	-	-	-	-	-	-	-	28	-	50	-	20	70	300
31	-	6	-	12	-	-	-	-	50	-	-	-	-	-	-	-	-	-	-	-	-	25	-	-	-	-	60	300
32	-	21	-	-	-	-	-	-	-	-	-	-	-	-	-	-	-	-	-	-	-	-	-	-	-	-	-	200
33	-	23	-	5	-	-	-	-	100	-	-	-	-	-	-	-	-	-	-	-	-	20	-	-	-	20	80	500
34	-	100	-	60	-	35	-	-	100	-	-	16	-	-	-	-	-	-	-	-	-	-	-	-	-	16	150	600
35	-	100	-	10	-	50	-	-	50	-	-	-	-	-	-	-	-	-	-	-	-	60	-	-	-	30	100	700
36	-	200	-	30	-	-	-	-	300	-	-	-	-	100	-	-	-	-	-	-	-	10	-	100	-	200	500	
37	-	28	-	5	-	-	-	-	-	-	-	-	-	-	-	-	-	-	-	-	-	10	-	-	-	20	200	
38	-	-	-	10	-	-	-	-	25	-	-	-	-	-	-	-	-	-	-	-	-	10	-	-	-	30	150	
39	-	-	-	-	-	-	-	-	-	-	-	-	-	-	-	-	-	-	-	-	-	-	-	-	-	-	-	150
40	-	-	-	20	-	-	-	-	100	-	-	-	-	-	-	-	-	-	-	-	-	10	-	-	-	100	300	
	1426		674	35	605		10	3735			87		100								603	150		558	3107	14530		
	1363		744	35	605		10	3710			87		100								603	150		558	3107	14530		

\* This will include only such cheese as is made upon the farm. Milk sent to cheese factories will be regarded as milk sold off the farm.

14530



36

SCHEDULE 3.—Productions of Agriculture in Butter Sp, in the County of Harrison, in the Post Office: Buttany Mo

Name of Agent, Owner, or Manager.	ACRES OF LAND.			PRESENT CASH VALUE.		Total amount of wages paid during the year, including value of board.	LIVE STOCK, JUNE 1, 1870.								PRODUCE DURING THE YEAR.										
	Improved.	UNIMPROVED.		Of farm.	Of farming implements and machinery.		Horses.	Mules and Asses.	Milch Cows.	Working Oxen.	Other Cattle.	Sheep.	Swine.	Value of All live stock.	WHEAT.		Rye.	Indian Corn.	Oats.	Barley.	Buckwheat.	Rice.	Tobacco.		
		Wood-land.	Other unimproved.												Spring.	Winter.									
		No.	No.												No.	Dolls.								Dolls.	Dolls.
1	2	3	4	5	6	7	8	9	10	11	12	13	14	15	16	17	18	19	20	21	22	23	24		
James Watkins	60	100	60	3500	200	—	6	—	—	12	28	25	800	—	—	—	300	100	—	—	—	—	—	—	1
Pleasant Daniels	100	40	20	2500	200	—	5	7	5	—	9	25	30	1200	150	—	—	300	300	—	—	—	—	—	2
Alfred Daniels	30	40	10	1000	25	—	2	2	3	—	4	16	25	600	30	28	—	300	40	—	—	—	—	—	3
Doctor A. Thompson	100	40	40	2000	60	—	9	1	4	—	3	25	25	700	58	—	—	300	30	—	—	—	—	150	4
Charles Daniels	20	20	—	500	20	—	3	1	1	—	1	12	11	250	19	—	—	100	100	—	—	—	—	—	5
Eliana Daniels	60	80	60	3000	—	—	1	—	3	—	4	—	15	500	—	—	—	—	—	—	—	—	—	—	6
Henry Saluon	120	80	100	4500	160	—	7	2	5	—	8	35	25	1000	—	60	—	700	200	—	—	—	—	—	7
Wm Saluon	11	—	—	600	—	—	4	—	4	—	2	13	12	300	—	—	—	75	75	—	—	—	—	—	8
Benton Saluon	35	90	—	1500	100	—	5	2	4	—	13	37	25	1000	—	—	—	600	200	—	—	—	—	—	9
Martha Martin	160	100	60	5000	—	—	—	—	1	—	1	5	5	40	—	—	—	—	—	—	—	—	—	—	10
James Davis	5	—	—	200	—	—	1	—	2	—	5	10	23	20	75	—	—	150	25	—	—	—	—	—	11
Jackson Daniels	20	—	—	50	—	—	2	1	3	—	9	14	7	300	—	50	—	200	150	—	—	—	—	20	12
Wm Rice	100	30	60	3000	100	—	5	—	4	—	6	13	25	800	16	30	—	200	150	—	—	—	—	—	13
Andrew Rice	80	24	—	1200	150	—	7	2	4	—	23	26	21	800	—	25	—	500	—	—	—	—	—	—	14
Grace Graves	100	100	54	5000	200	—	12	2	3	—	7	—	45	1600	70	80	—	400	150	—	—	—	—	—	15
Robert Wilson	40	60	24	1300	25	—	1	3	1	—	1	—	20	600	70	—	—	100	150	—	—	—	—	—	16
Rufus Meldon	45	60	—	1000	60	—	3	—	1	—	2	10	15	500	18	18	—	300	150	—	—	—	—	—	17
John Savage	100	60	60	4000	500	—	—	3	1	—	14	—	7	400	60	—	—	200	40	—	—	—	—	—	18
Francis Rice	60	20	80	1600	20	—	2	+	2	—	—	10	12	400	20	—	—	200	—	—	—	—	—	—	19
Jan Turry	2	—	—	10	—	—	2	1	2	—	—	—	—	250	—	—	—	150	—	—	—	—	—	—	20
James Cooper	3	—	—	10	—	—	2	—	—	—	—	—	—	200	30	—	—	150	30	—	—	—	—	—	21
James Scott	75	40	15	2500	100	—	7	—	4	—	7	21	15	800	42	20	—	400	50	—	—	—	—	—	22
John Hide	60	60	40	2000	100	—	8	—	5	—	9	37	21	800	30	30	26	500	130	—	—	—	—	—	23
Jacob Saluon	30	10	—	800	10	—	2	—	2	—	—	31	30	300	20	—	—	100	—	—	—	—	—	—	24
Leo Baldock	7	—	—	5	—	—	3	—	1	—	—	—	3	200	—	—	—	—	—	—	—	—	—	—	25
James Mcleastery	11	—	—	4	—	—	1	—	1	—	—	—	—	100	—	—	—	—	—	—	—	—	—	—	26
John Nash	35	90	—	7200	20	—	2	1	1	—	—	10	35	35	35	—	—	400	—	—	—	—	—	—	27
Osas Mcleastery	40	80	—	1200	10	—	2	—	2	—	—	20	10	20	30	15	—	200	—	—	—	—	—	—	28
James Nash	75	79	—	2500	100	—	3	—	3	—	—	13	12	353	350	80	80	200	450	—	—	—	—	—	29
Jan Graves	9	17	—	300	20	—	1	—	1	—	—	5	5	98	100	13	—	50	—	—	—	—	—	—	30
Catherine Sargent	5	—	—	—	—	—	—	—	—	—	—	—	—	—	—	—	—	—	—	—	—	—	—	—	31
Rasmush Nash	5	—	—	25	—	—	1	—	1	—	—	3	15	700	—	—	—	200	30	—	—	—	—	—	32
Conatus Murphy	105	70	55	5000	125	—	7	—	6	6	25	75	19	100	—	68	36	200	200	46	—	—	—	—	33
James Franklin	20	20	—	300	15	—	2	—	2	—	—	9	4	150	—	44	—	100	—	—	—	—	—	—	34
Elisha Heath	18	62	—	1000	20	—	3	2	2	—	—	18	12	300	20	—	—	300	100	—	—	—	—	—	35
Ausy Briggs	60	80	—	1800	150	—	5	1	3	—	2	—	19	700	—	—	—	—	—	—	—	—	—	—	36
Samuel Merrill	20	25	20	800	50	—	1	—	1	—	—	—	—	100	—	—	—	—	—	—	—	—	—	—	37
Anna Dillon	30	40	40	1200	75	—	4	—	3	—	2	12	10	300	—	—	—	300	42	—	—	—	—	—	38
Natam Low	16	40	—	400	50	—	2	—	1	—	1	6	8	200	—	80	—	500	—	—	—	—	—	—	39
Leoper Smith	30	—	40	800	75	—	4	—	1	—	1	2	3	200	—	—	—	200	—	—	—	—	—	—	40
	1567	1712	788	54600	3564	—	137	31	93	—	139	631	567	16565	1253	661	142	10275	2892	46	—	—	—	170	
	1857	1717	838	59600	3644	—	137	31	93	—	171	531	569	17116	1243	661	142	10275	2892	46	—	—	—	170	
				59600		—				—															

1  
2  
3  
4  
5  
6  
7  
8  
9  
10  
11  
12  
13  
14  
15  
16  
17  
18  
19  
20  
21  
22  
23  
24  
25  
26  
27  
28  
29  
30  
31  
32  
33  
34  
35  
36  
37  
38  
39  
40

+ 9595



*J. W. Wendover*, Ass't Marshal.

YEAR ENDING JUNE 1, 1870.

Cotton.	Wool.	Peas and Beans.	POTATOES.		Orchard products.	Wine.	Produce of Market Gardens.	DAIRY PRODUCTS.			SEED.					SUGAR.			BEES.		Forest products.	Value of Home Manufactures.	Value of animals slaughtered or sold for slaughter.	Estimated value of stock, including provisions and additions to stock.								
			Irish.	Sweet.				Butter.	Cheese.*	Milk sold.	Hay.	Clover.	Grass.	Hops.	Hemp.	Flax.	Flax-seed.	Silk cocoons.	Maple.	Cane.					Molasses.	Wax.	Honey.	Dolls.				
Bales (50 lbs.)	Lbs.	Dush.	Bush.	Bush.	Dolls.	Gallons.	Dolls.	Lbs.	Lbs.	Gallons.	Tons.	Bush.	Bush.	Lbs.	Tons.	Lbs.	Bush.	Lbs.	Lbs.	Hds. (1,000 lbs.)	Gallons.	Lbs.	Lbs.	Dolls.	Dolls.	Dolls.	Dolls.					
25	26	27	28	29	30	31	32	33	34	35	36	37	38	39	40	41	42	43	44	45	46	47	48	49	50	51	52					
1	50		20	13				100																		150	500	1				
2	80				100			300			2												6		35	200	600	2				
3	25				100			100															6	60		25	100	400	3			
4	40		12	30				200			1												20	60		25	135	400	4			
5	19							50																		10	400	400	5			
6					100			100			2													100			150	150	6			
7	50		30					100			8															25	150	500	7			
8	25		12					50																		18	60	300	8			
9	60		40					75			3													50		10	50	600	9			
10	20		10	40																							25	100	10			
11	15		16					25																75		12	200	200	11			
12	50		8					25			4															15	200	300	12			
13	50		20	20				150			4																100	500	13			
14	82							150			3														4		50	150	500	14		
15	300		15	40				100			8																600	750	15			
16	30							50																			30	400	16			
17	40		6					50			1																40	300	17			
18	2		6					40																			50	300	18			
19	30							50																			30	50	300	19		
20			12					50																			10	40	200	20		
21								25																			20	150	21			
22	43		50	15				200			14														40		30	60	600	22		
23	78		28	25				200			4													20	100	75	100	600	23			
24	48		5					100			2																30	70	400	24		
25																													300	25		
26			12																									100	26			
27								50																			32	200	27			
28	40		15	10				100																	40		20	60	400	28		
29	40		40					75																	20			50	600	29		
30	20		12					50																				40	300	30		
31			10																									20	25	31		
32			12					25																				30	100	32		
33	100		100	100				150																	30		75	150	1000	33		
34	24		40																								25	50	200	34		
35	25		10					60																			25	30	200	35		
36								100			4																	50	400	36		
37																												40	600	37		
38	48							100			1																	35	40	300	38	
39			10																									30	200	39		
40			8					50																				72	300	40		
	1479		589		613			3500			64															20	216	26457	580	3850	14975	
	1434		559		593			3500			61																20	216	26457	580	3850	14975

\* This will include only such cheese as is made upon the farm. Milk sent to cheese factories will be regarded as milk sold on the farm.



SCHEDULE 3. Productions of Agriculture in Butter Sp, in the County of Harrison, in the Post Office: Butter Sp Mo

Name of Agent, Owner, or Manager.	ACRES OF LAND.			PRESENT CASH VALUE.		Total amount of wages paid during the year, including value of board.	LIVE STOCK, JUNE 1, 1870.								PRODUCE DURING THE YEAR.								
	Improved.	UNIMPROVED.		Of farm.	Of farming implements and machinery.		Horses.	Mules and Asses.	Milch Cows.	Working Oxen.	Other Cattle.	Sheep.	Swine.	Value of all live stock.	WHEAT.		Rye.	Indian Corn.	Oats.	Barley.	Buckwheat.	Rice.	Tobacco.
		No.	Woodland.												Other unimproved.	Dolls.							
1	2	3	4	5	6	7	8	9	10	11	12	13	14	15	16	17	18	19	20	21	22	23	24
1 John Smith	600	80	340	4000	150	100	6	-	4	-	12	15	70	600	35	-	50	700	75	-	-	-	-
2 Lauder Davis	110	120	-	1800	30	-	3	-	3	-	3	15	40	350	30	-	-	100	40	-	-	-	-
3 James Stator	30	43	173	3000	50	-	5	-	4	-	22	50	30	500	-	48	-	200	70	-	20	-	-
4 Lydia Salmon	35	125	-	3000	5	-	3	-	3	-	2	17	11	256	75	-	-	100	-	-	-	-	-
5 Jonathan Coburn	7	-	-	12	-	-	4	-	1	-	2	-	-	250	-	-	-	100	100	-	-	-	-
6 James Salmon	600	20	20	2000	50	-	6	-	6	-	4	10	30	575	10	-	-	200	100	-	-	-	-
7 James Vanhuster	30	50	30	2000	60	-	4	-	4	-	5	23	15	600	80	-	50	300	75	-	-	-	-
8 Stelem Salmon	50	20	10	1200	130	-	4	-	2	-	2	14	30	300	-	-	-	200	-	-	-	-	-
9 James Daniels	15	-	-	50	-	-	7	-	2	-	3	5	7	350	25	-	-	75	-	-	-	-	-
10 Jefferson Duly	75	50	75	3000	100	-	4	-	2	-	2	29	13	500	25	-	13	300	-	-	-	-	-
11 Wm Arnold	70	91	30	3000	50	-	9	-	4	-	5	95	30	800	46	-	-	500	300	-	-	-	200
12 John Lull	600	120	100	2000	100	-	8	-	2	-	5	20	18	800	20	-	-	300	50	-	-	-	-
13 Henry Vance	60	47	-	1500	200	50	7	-	3	-	9	22	40	600	50	50	-	600	75	-	-	-	-
14 Jephtha Lull	30	40	60	1800	20	-	8	2	3	2	5	23	15	780	22	-	-	350	75	-	-	-	-
15 Sanford Tilley	145	40	50	5935	200	150	6	-	7	-	22	127	44	1000	110	100	-	600	150	-	25	-	-
16 Wm Low	13	-	-	350	-	-	2	-	1	-	16	5	15	300	40	20	-	200	150	-	-	-	-
17																							
18																							
19																							
20																							
21																							
22																							
23																							
24																							
25																							
26																							
27																							
28																							
29																							
30																							
31																							
32																							
33																							
34																							
35																							
36																							
37																							
38																							
39																							
40																							
	780	876	580	34200	1537	300	80	2	51	2	119	470	408	8571	568	218	113	4825	960		45		
	780	846	888	34235	1557	300	80	2	51	2	119	479	408	8561	568	218	113	4825	1260		45		200



State of Mo, enumerated by me on the 6<sup>th</sup> day of July, 1870.

S. M. Sanders, Ass't Marshal.

YEAR ENDING JUNE 1, 1870.

Cotton.	Wool.	Pens and Beams.		POTATOES.		Orchard products.	Wine.	Produce of Market Gardens.	DAIRY PRODUCTS.			SEED.			Flax.	Flax-seed.	Silk cocoons.	SUGAR.		BEES.		Forest products.	Value of Home Manufactures.	Value of animals slaughtered for sale for slaughter.	Estimated value of all farm production, including be-tements and additions to stock.													
		Bales (450 lbs.)	Lbs.	Dush.	Dush.				Dush.	Dolls.	Gallons.	Dolls.	Lbs.	Lbs.				Gallons.	Tons.	Bush.	Bush.					Lbs.	Tons.	Lbs.	Bush.	Lbs.	Hhds. (1,000 lbs.)	Gallons.	Lbs.	Lbs.	Dolls.	Dolls.	Dolls.	Dolls.
1	45		40						100			2										60			400	100	1											
2	40		25						50											25			20	75	200	2												
3	90	2	30						200			12								32	48		50	50	300	3												
4	30				40				60											10			10	40	300	4												
5	25		15						50			4													35	300	5											
6	15		15						30			1													72	12	50	200	6									
7	75		12						50																	60	275	7										
8	30								50												5			15	50	250	8											
9	12								40																	30	250	9										
10	70				50				100																	50	300	10										
11	55		40						100			5										20	30	15	65	500	11											
12	55		12	20					100												40			25	80	300	12											
13	75		10						200			6	3								40	8	240	75	250	500	13											
14	55		10						300			1									30	4	60		160	300	14											
15	220		20		75				500			10									46		75		200	1000	15											
16	21		8						50																	50	200	16										
17																												17										
18																												18										
19																												19										
20																												20										
21																												21										
22																												22										
23																												23										
24																												24										
25																												25										
26																												26										
27																												27										
28																												28										
29																												29										
30																												30										
31																												31										
32																												32										
33																												33										
34																												34										
35																												35										
36																												36										
37																												37										
38																												38										
39																												39										
40																												40										
	713	2	237	20	65				1950			38	3								228	32	583	30	18	21645	5475											
	913	2	237	20	65				1950			41	3								228	32	583	30	22.2	1645	5475											

\* This will include only such cheese as is made upon the farm. Milk sent to cheese factories will be regarded as milk sold off the farm.

1980



SCHEDULE 3.—Productions of Agriculture in Clay Township, in the County of Harrison, in the  
 Post Office: Cassville Mo



Name of Agent, Owner, or Manager.	ACRES OF LAND.			PRESENT CASH VALUE.		Total amount of wages paid during the year including value of board.	LIVE STOCK, JUNE 1, 1870.								PRODUCE DURING THE											
	Improved.	UNIMPROVED.		Of farm.	Of farming implements and machinery.		Horses.	Mules and Asses.	Milch Cows.	Working Oxen.	Other Cattle.	Sheep.	Swine.	Value of All live stock.	WHEAT.		Rye.	Indian Corn.	Oats.	Barley.	Buckwheat.	Rice.	Tobacco.			
		No.	Woodland.												Other unimproved.	Dolls.								Dolls.	No.	No.
1	2	3	4	5	6	7	8	9	10	11	12	13	14	15	16	17	18	19	20	21	22	23	24			
Alexander Wm	100	80	260	2000	175		6		6			8	20	680				150	500							
Hall Charles W	20	7	20	400	35		2		2		1	8	9	400				300								
Baker J. Henry	80	60	225	2000	200	150	4	2	9		6	40	23	1150	40		20	1000	200							
Richardson Jacob	40	15	40	900	75	125	2		5		2		8	410				200	150							
Strong Ezra B. N.	40	20	80	900	350	140	9	2	10		4		15	1380	200				100							
Moore Samuel J	40	8	40	800	140		4		2		1	25	10	640	24			150	200							
Moore Emnis	70	20	80	1400	100		3		2		2			300	20			300								
Adon James	14	10	36	250	40		3		2		3	9	6	500				100								
Long Francis	26	20	54	600	18		4		7		3	26	8	770												
Carson Henry	40	12	80	900	125		4		4		2	25	20	715	100			300								
Smith Willis	20	3	57	400	25		1		1				2	170	20			100	25							
Fulkerson Benj. F.	45	80	77	1200	100	30	5		5		7	27	20	870	51			500	225							
Shepherd John	30	20	55	800	100		4		7		6	20	12	950	50			800	120							
Walker Charles	15	10	25	300	75		3		2					450				100								
Booze D. S. & A. J.	100	50	190	2000	150	200	3		3		8	400	20	1085	110			800	200							
Bunny William	27	20	73	600	25	40	2						7	155	25	50	30	100	20							
Day Wm J	20	10	30	400	100		1		2		1	9	8	250				200	100							
Lessley Henry C	35	45	360	700	100	35	8		9		9	13	4	1200	16		75	250	120							
Roberts Charles	30	20	50	750	150	20	3		2			11	9	425	9			150	30							
Smith & Allen	160	100	140	6600	415	250	7		14		20		99	2440	10			1200	375							
James Jacob	20	4	40	500	25	25	2		2		1	23	6	375				300								
Davis Euclid S	75	20	85	1500	100		2		6		6		17	600				300	250							
Mosborough & Collins	50	40	30	1000	150		6		2		1		9	825	35			600	250							
Drews Amos	40	40	80	1200	200		3	1	2		9		60	945	40			700	200							
Butcher Jacob	35	30	85	900	200		5		5		3	30	10	720			20	200								
Nishon Francis M	50	20	65	1000	150		2		3		2	30	21	500		50		1000	75							
Offord Robt L	35	45	60	800	60	75	5		2				6	550	27			500								
Killedge Andrew	80	100	365	2400	300	200	5	5	5		35	20	9	1600	150			500								
Frazier Andrew	70	30		1500			1		1					185	40			100	75							
Pickens Enos	80	80	200	3200	200	50	3	10	4		8		25	2120	30			200	200							
Brown Albert	25			750	100		3		2		4	18	18	630	10			300	120							
Frazier David	125	80	75	2500	125		1		1				5	195	75			400	500							
Roberts Emanuel	60	40	20	1800	125		5		7		14	25	20	825	60			200	150							
Morgan Richard	60	40	100	1600	170		3		2			15	10	430	18			300								
Morgan George	50	40	30	1500	100	75	3		5		9		18	860				150	240							
Oden John D	35	40	45	900	250	35	6		6		5		11	900	33			500				10				
Riley J P	60	20		2400	150	35	2		2		3		34	500	18			300								
Frazier Robert	140	100	140	4000	200		4		7		17	100	60	1100	40			1500	50							
Frazier William	100	70	83	3000	125		2		3		12		30	880	150			150	75							
Frazier John A	80	70	100	3000	125	30	2		4		13		9	850				200	200							

2222  
 1519  
 3550  
 5440  
 5353  
 444  
 143  
 20  
 165  
 276  
 842  
 668  
 20536  
 1401  
 100  
 145  
 15168  
 4750  
 10











State of Missouri, enumerated by me on the 23 day of July, 1870.

Jo. B. Hill, Ass't Marshal.

YEAR ENDING JUNE 1, 1870.

Cotton. Bales (450 lbs.)	Wool. Lbs.	Peanut Beans. Bush.	POTATOES.		Orchard products. Dolls.	Wine. Gallons.	Produce of Market Gardens. Dolls.	DAIRY PRODUCTS.			SEED.			SUGAR.			BEES.		Forest products. Dolls.	Value of Home Manufactures. Dolls.	Value of animals slaughtered or sold for slaughter. Dolls.	TOTAL VALUE. Dolls.																
			Irish. Bush.	Sweet. Bush.				Butter. Lbs.	Cheese.* Lbs.	Milk sold. Gallons.	Hay. Tons.	Clover. Bush.	Grass. Bush.	Hops. Lbs.	Hemp. Tons.	Flax. Lbs.	Flax-seed. Bush.	Silk cocoons. Lbs.					Maple. Lbs.	Cane. Hbds. (1,000 lbs.)	Molasses. Gallons.	Wax. Lbs.	Honey. Lbs.											
25	26	27	28	29	30	31	32	33	34	35	36	37	38	39	40	41	42	43	44	45	46	47	48	49	50	51	52											
	70		20					100			10															135	900											
			40		100			200			6													20		65	470											
								200															30			25	150											
								250											70					35		160	550											
			15					200																40		50	250											
	12							200											30							30	182											
	37		15					400			3				100									30		150	800											
	50	2	40					200																30		110	270											
	100		40		10			300			5													25	550	40	430	1412										
			25					500																		38	20	465	1150									
	35		50					250																		56	125	35	100	840								
	36		30					200																			20	85	225	610								
	50		50					300			10																	150	850									
																													200									
	40	2	16					100			12													100			120	1040										
								300			15															25		490	1360									
	75				10			200			5																32	20	100	490								
	40		15					400			1																	27	90	500								
	100							250			6														150	40		80	870									
	40		10					200			5																	15		100	290							
			30					200																				20		70	640							
			15					150			25																	75	170	380	975							
																														200								
	40		25					300																				80	35	140	950							
			25					300			5																	30	40	180	800							
			40					400																						375	815							
	100		20					200																				50	20	80	550							
		2	50					400																					30		100	360						
	25		50					150																					25	90	500							
	100		20					500			10																		25	50	45	65	100	1000				
	140		10					200																					40	20	190	525						
	15		20					200																							70	225						
	12		20					200																						30	30	15	100	490				
	12		40					100																						60	15	280	700					
	20		40					100			3																			250	25	100	350					
	2000		50		50						150																			125		100	1800	5300				
	70		20		50			300			4																			20		100	715					
																																		850				
	50		10		50			200																							12	300	100	150	590			
	200				25			1000			30																					160	1030	2160				
	3469	6	841		295			9650			305				100			100																1625	1235	315	8410	21899

\* This will include only such cheese as is made upon the farm. Milk sent to cheese factories will be regarded as milk sold off the farm.











SCHEDULE 3.—Productions of Agriculture in Cypress Tp, in the County of Harrison, in the Post Office: Bethany Mo.

Name of Agent, Owner, or Manager.	ACRES OF LAND.			PRESENT CASH VALUE.		Total amount of wages paid during the year, including value of board.	LIVE STOCK, JUNE 1, 1870.								PRODUCE DURING THE YEAR.								
	Improved.	UNIMPROVED.		Of farm.	Of farming implements and machinery.		Horses.	Mules and Asses.	Milch Cows.	Working Oxen.	Other Cattle.	Sheep.	Swine.	Value of ALL live stock.	WHEAT.		Rye.	Indian Corn.	Oats.	Barley.	Buckwheat.	Rice.	Tobacco.
		No.	Wood-land.												Other unimproved.	Dolls.							
1	2	3	4	5	6	7	8	9	10	11	12	13	14	15	16	17	18	19	20	21	22	23	24
1 John Jones	100	40	143	5600	250	100	4	-	9	-	19	50	20	1065	-	-	-	500	200	-	-	-	-
2 Joseph T. Whism	30	-	40	1000	35	-	3	-	2	-	-	-	2	350	-	200	-	100	-	-	-	-	-
3 John Packason	10	-	30	400	-	40	-	-	2	-	-	35	3	130	-	-	-	50	-	-	-	-	100
4 Hunter Wallace	65	40	60	2500	100	-	5	-	4	-	3	8	9	300	60	40	-	200	60	-	-	-	-
5 Phillip M. Brouse	40	10	43	160	100	-	2	-	2	-	-	-	10	390	66	-	-	250	75	-	-	-	50
6 Malinda Ransom	6	-	-	-	-	-	1	-	-	-	-	-	-	80	30	-	-	100	60	-	-	-	-
7 John Jones Sen	20	-	-	-	-	12	4	-	-	-	-	14	7	184	-	-	-	300	-	-	-	-	-
8 James Bryant	35	-	60	-	25	15	5	-	4	-	7	18	19	865	35	18	-	300	100	-	-	-	-
9 Isaac Bygard	80	80	35	3500	150	-	4	-	3	-	12	14	19	1000	38	-	1	400	100	-	-	-	-
10 Benj. Boler	15	-	25	700	40	-	5	-	2	-	1	11	6	400	20	40	-	150	40	-	-	-	-
11 Stephen Bryant	65	3	22	3000	200	-	3	-	4	-	1	22	27	400	-	-	25	250	200	-	-	-	12
12 Rayman Jones	20	-	-	-	-	-	4	-	3	-	9	30	10	400	-	-	20	300	180	-	-	-	-
13 Thomas Allen	280	100	60	8000	4000	150	5	-	3	-	-	30	35	1700	-	300	-	700	500	-	-	-	-
14 Mr. A. Durham	120	60	80	3000	400	-	7	5	6	-	9	-	7	1500	40	56	-	400	-	-	-	-	-
15 Geo. Burris Jr	350	160	210	15000	400	600	8	-	10	-	75	45	30	2600	5	550	50	800	165	-	-	-	-
16 Horatio McDaniel	400	20	15	1600	200	-	4	-	6	-	10	33	25	400	-	175	-	500	180	-	-	-	-
17 Geo. Hurry	2	-	-	-	700	-	5	-	1	-	2	27	6	240	-	80	15	150	-	-	-	-	-
18 Geo. Burris	60	23	-	2000	-	-	-	-	-	-	-	-	-	-	-	-	-	-	-	-	-	-	-
19 Milton Burris	70	80	334	6000	500	150	12	2	12	12	12	41	27	2500	-	500	-	1500	-	-	-	-	-
20 Albert Keamy	6	-	-	-	-	-	3	-	-	-	-	-	1	250	-	-	-	-	-	-	-	-	-
21 Asaph Butler	150	100	40	7000	450	50	4	3	5	-	20	90	60	1850	-	80	30	600	300	-	-	-	-
22 Retience Poutier	1/2	-	-	-	-	-	-	-	-	-	-	-	-	-	-	-	-	-	-	-	-	-	-
23 Brian McAnane	30	20	30	15	150	-	3	-	3	-	6	7	-	300	-	50	-	300	50	-	-	-	20
24 Francis M. Crawford	10	6	25	500	50	50	2	-	-	-	-	-	-	100	-	-	-	-	-	-	-	-	-
25 Euphania Evans	1	3	12	300	40	-	-	2	-	-	30	-	-	290	-	-	300	-	-	3	-	-	-
26 Mr. Burris	18	60	69	2000	100	-	1	2	3	-	-	13	8	350	35	-	-	100	20	-	-	-	-
27 James Joyce	20	-	27	1000	100	-	4	3	2	-	4	9	9	600	-	80	-	250	-	-	-	-	-
28 Robert McRibben	20	-	27	1000	100	-	3	-	-	-	-	-	15	500	-	80	-	250	-	-	-	-	-
29 Leander Keller	100	-	100	-	225	25	8	-	5	-	9	24	35	934	-	182	-	250	350	-	-	-	-
30 Elkana Timmons	100	80	-	4675	15	150	5	-	4	-	27	25	40	1500	-	-	-	1000	350	-	-	-	-
31 Washington Joyce	200	140	115	9000	200	700	8	-	8	-	30	10	100	1500	-	100	120	1500	300	-	-	-	-
32 Joseph Fair	40	32	-	2000	100	-	3	-	3	-	1	16	5	300	-	75	-	400	50	-	-	-	-
33 Clinton D. Evans	80	-	-	1600	200	300	1	2	9	-	46	-	-	1750	-	80	-	60	150	-	-	-	-
34 Geo. W. Chapman	32	-	8	500	40	-	2	-	3	-	-	16	20	266	-	20	-	300	300	-	-	-	-
35 John Maize	50	100	50	4000	150	-	6	4	5	-	30	50	40	1500	-	-	-	1000	150	-	-	-	50
36 Riley Prather	30	70	-	1600	25	-	2	-	1	-	-	9	3	300	-	-	-	200	-	-	-	-	-
37 James Fisher	10	-	-	-	2	30	3	-	1	-	1	-	20	500	-	-	-	-	-	-	-	-	-
38 Isaac Harrison	60	40	125	5000	1571	100	5	2	7	-	42	-	2	2000	-	75	-	200	-	-	-	-	-
39 Allen Williams	10	30	-	600	100	-	6	-	6	-	4	30	20	300	-	100	-	300	100	-	-	-	-
40 Reuben Womsey	19	-	-	-	75	-	2	2	2	-	-	43	-	500	-	-	-	300	200	-	-	-	-
41 Elkana Plymell	65	-	95	3200	150	-	3	1	2	-	-	50	35	600	50	37	5	500	-	-	-	-	30







SCHEDULE 3.—Productions of Agriculture in Cypress Sp, in the County of Harrison, in the Post Office: Rotham No.

Name of Agent, Owner, or Manager.	ACRES OF LAND.			PRESENT CASH VALUE.		Total amount of wages paid to labor, including value of board.	LIVE STOCK, JUNE 1, 1870.								PRODUCE DURING THE YEAR.										
	Improved.	UNIMPROVED.		Of farm.	Of farming implements and machinery.		Horses.	Mules and Asses.	Milk Cows.	Working Oxen.	Other Cattle.	Sheep.	Swine.	Value of All live stock.	WHEAT.		Eye.	Indian Corn.	Oats.	Barley.	Buckwheat.	Rice.	Tobacco.		
		No.	Wood-land.												Other unimproved.	Dolls.								Dolls.	No.
1	2	3	4	5	6	7	8	9	10	11	12	13	14	15	16	17	18	19	20	21	22	23	24		
1 Thomas Young	50	5	30	1600	100	-	3	-	2	-	1	-	24	600	16	-	10	30	40	-	-	-	-	-	
2 Austin A. Lowry	30	-	4	500	50	-	1	-	1	2	1	-	1	215	-	-	-	-	-	-	-	-	-	-	
3 Levi Hedgcock	60	2	20	2500	100	-	8	-	4	-	6	15	38	1000	40	-	-	100	50	-	-	-	-	-	
4 Andrew White	30	-	-	200	-	-	3	-	3	-	36	46	15	500	100	100	-	800	150	-	-	-	-	-	
5 George Henry	14	-	-	20	-	-	2	-	1	-	-	-	-	130	-	30	-	200	50	-	-	-	-	-	
6 Samuel Fitch	80	20	35	2700	30	-	3	2	3	-	10	-	25	600	-	50	4	200	125	-	-	-	-	-	
7 James Martin	55	30	23	2000	100	-	6	2	2	-	1	30	25	1000	-	-	-	500	300	-	-	-	-	-	
8 John Low	80	40	60	3500	25	-	4	-	2	-	3	25	10	400	-	-	140	1300	350	-	-	-	-	-	
9 Benj. S. Ranney	70	50	-	2500	200	-	5	-	5	-	8	33	46	1000	-	20	-	1100	400	-	-	-	-	-	
10 Mr. Young	60	80	80	3000	160	-	3	-	5	-	13	20	20	600	-	25	-	300	200	-	-	-	-	-	
11 Mr. Young	7	-	-	-	-	-	7	-	2	-	2	-	6	800	-	-	-	-	-	-	-	-	-	-	
12 Simon Endsley	95	25	-	2500	20	-	7	2	5	-	15	40	73	1200	-	-	200	1500	215	-	-	-	-	-	
13 Robert Salomon	100	40	120	2500	100	-	6	4	2	-	5	34	47	1200	-	100	80	200	-	-	-	-	-	-	
14 Elyah Dickerson	10	-	-	40	-	-	4	-	2	-	3	-	7	500	-	-	-	150	60	-	-	-	100	-	
15 Brian Parson	15	-	-	10	-	-	2	1	-	-	-	-	-	200	-	-	-	200	-	-	-	-	-	-	
16 James Laughlin	100	50	315	6000	200	150	12	-	5	-	18	7	40	2000	-	82	-	400	100	-	-	-	-	-	
17 Levi Hunt	10	-	-	-	-	-	3	-	2	-	2	20	13	250	-	20	-	100	25	-	-	-	-	-	
18 Brian Boyd	45	17	100	20	20	-	3	-	1	-	1	-	7	150	80	-	-	-	-	-	-	-	-	-	
19 John D. House	22	5	73	1500	400	25	2	4	4	-	5	40	11	800	-	65	-	250	-	-	-	-	50	-	
20 Andrew Butcher	80	100	55	4000	400	-	10	1	3	-	5	-	5	1500	80	200	-	300	100	-	-	-	-	-	
21 Isaac H. Scott	40	24	170	4000	200	-	5	-	3	-	6	-	32	900	-	68	-	400	207	-	-	-	-	-	
22 Thomas Vandort	7	60	37	2000	25	-	2	-	2	-	1	7	14	350	-	-	-	150	100	-	10	-	-	-	
23 Alex McEvlin	55	100	50	4000	100	500	-	-	2	-	3	-	32	200	-	-	-	-	-	-	-	-	-	-	
24 James Barlow	130	10	30	4000	125	30	5	-	5	-	9	25	20	1000	-	180	40	700	150	-	-	-	-	-	
25 W. Gillespie	100	20	300	6000	200	-	5	6	4	-	9	13	50	1000	-	100	-	500	200	-	-	-	-	-	
26 Robert Ellis	20	-	-	-	-	-	3	-	1	-	3	12	10	300	-	20	-	20	150	-	-	-	-	-	
27 Charles Miller	70	30	-	3000	200	-	4	-	1	-	2	14	14	600	-	-	-	300	60	-	-	-	50	-	
28 Nathaniel Ballard	25	20	20	700	40	14	2	-	2	-	2	-	12	400	8	-	-	150	65	-	-	-	-	-	
29 David Shumate	60	35	20	2500	170	60	2	2	5	-	7	35	21	520	-	170	56	600	500	-	-	-	-	-	
30 Lewis Shumate	4	-	-	-	-	-	4	2	-	-	2	-	6	600	-	-	-	-	-	-	-	-	-	-	
31 James Mitchem	27	4	7	1500	-	-	4	-	4	-	7	25	18	600	-	20	-	300	150	-	-	-	-	-	
32 Samuel Sutton	65	10	15	2250	300	-	3	-	3	-	3	15	44	500	-	75	-	300	110	-	-	-	-	-	
33 Mr. Police	15	-	-	-	-	-	2	-	1	-	-	5	3	200	-	-	-	-	-	-	-	-	-	-	
34 Simon Sutton	80	50	-	2600	400	-	3	-	4	-	3	17	20	500	80	-	-	300	200	-	-	-	-	-	
35 Saml. T. Hill	85	16	-	2000	-	-	-	-	-	-	-	-	-	-	-	-	-	-	-	-	-	-	-	-	
36 Mr. Gillespie	-	-	-	-	-	-	-	-	-	-	-	-	-	-	-	-	-	-	-	-	-	-	-	-	
37 Bron Ballard	140	73	10	5000	200	-	10	-	4	-	3	35	18	800	40	15	-	1000	300	-	-	-	50	-	
38 Geo. Dart	8	5	21	300	80	-	-	2	2	-	1	20	17	450	-	22	-	400	150	-	-	-	-	-	
39 James O. Morgan	90	30	-	3000	200	20	4	-	1	-	9	6	8	500	140	49	-	400	335	-	-	-	-	-	
40																									

1989 7934 1513 82.150 43.65 799 145 27 101 205 564 722 7465 534 1461 530 12450 5452 10 250



YEAR ENDING JUNE 1, 1870.

	Cotton. Bales (430 lbs.)	Wool. Lbs.	Peanut Beans. Bush.	POTATOES.		Orchard products. Dolls.	Wine. Gallons.	Produce of Market Gardens. Dolls.	DAIRY PRODUCTS.			SEED.			Hops. Lbs.	Hemp. Tons.	Flax. Lbs.	Flax-seed. Bush.	Silk cocoons. Lbs.	SUGAR.		Molasses. Gallons.	BEES.		Forest products. Dolls.	Value of Home Manufactures. Dolls.	Value of animals slaughtered and sold for slaughter. Dolls.	TOTAL VALUE. Dolls.					
				Irish. Bush.	Sweet. Bush.				Butter. Lbs.	Cheese.* Lbs.	Milk sold. Gallons.	Hay. Tons.	Clover. Bush.	Grass. Bush.						Maple. Lbs.	Cane. Hhds. (1,000 lbs.)		Wax. Lbs.	Honey. Lbs.									
	25	26	27	28	29	30	31	32	33	34	35	36	37	38	39	40	41	42	43	44	45	46	47	48	49	50	51	52					
1	-	25	-	-	-	-	-	-	150	-	-	-	-	-	-	-	-	-	-	-	40	2	-	-	-	62	250	1					
2	-	-	-	-	-	-	-	-	10	-	-	-	-	-	-	-	-	-	-	-	-	-	-	-	-	-	-	150	2				
3	-	30	-	-	-	-	-	-	300	-	-	3	-	-	-	-	-	-	-	-	-	-	25	-	45	45	800	3					
4	-	125	-	40	-	50	-	-	100	-	-	-	-	-	-	-	-	-	-	-	-	-	-	-	-	-	100	400	4				
5	-	10	-	-	-	-	-	-	100	-	-	-	-	-	-	-	-	-	-	-	-	-	-	-	-	-	20	100	5				
6	-	50	-	50	-	25	-	-	50	-	-	4	-	-	-	-	-	-	-	-	-	-	-	-	-	-	30	100	6				
7	-	50	-	15	-	50	-	-	150	-	-	-	-	-	-	-	-	-	-	-	-	-	8	40	-	15	80	200	7				
8	-	100	-	30	-	-	-	-	200	-	-	21	-	-	-	-	-	-	-	-	-	20	30	-	-	30	100	300	8				
9	-	75	-	40	-	100	-	-	200	-	-	-	-	-	-	-	-	-	-	-	-	-	100	-	100	100	300	9					
10	-	80	-	5	-	10	-	-	200	-	-	12	-	-	-	-	-	-	-	-	-	-	-	-	-	800	100	600	10				
11	-	-	-	-	-	-	-	-	-	-	-	-	-	-	-	-	-	-	-	-	-	-	-	-	-	-	-	50	11				
12	-	100	-	12	-	-	-	-	200	-	-	-	-	-	-	-	-	-	-	-	-	50	-	-	80	100	800	800	12				
13	-	80	-	20	-	-	-	-	100	-	-	-	-	-	-	-	-	-	-	-	-	17	-	-	-	-	200	500	13				
14	-	-	5	16	4	-	-	-	-	-	-	-	-	-	-	-	-	-	-	-	-	-	-	-	-	-	16	200	14				
15	-	-	10	-	-	-	-	-	100	-	-	-	-	-	-	-	-	-	-	-	-	-	-	-	-	-	30	200	15				
16	-	40	-	-	-	-	-	-	100	-	-	-	-	-	-	-	-	-	-	-	-	-	-	-	-	30	50	500	16				
17	-	50	-	10	-	-	-	-	20	-	-	-	-	-	-	-	-	-	-	-	-	-	-	-	30	80	200	17					
18	-	-	10	-	-	-	-	-	50	-	-	-	-	-	-	-	-	-	-	-	-	-	-	-	-	-	-	20	18				
19	-	100	-	50	-	-	-	-	100	-	-	-	-	-	-	-	-	-	-	-	-	30	-	-	20	50	300	19					
20	-	100	-	30	-	12	-	-	100	-	-	-	-	-	-	-	-	-	-	-	-	40	-	10	30	60	400	20					
21	-	-	40	-	-	-	-	-	150	-	-	-	-	-	-	-	-	-	-	-	-	-	20	-	80	500	21						
22	-	15	-	12	-	-	-	-	150	-	-	-	-	-	-	-	-	-	-	-	-	39	-	-	15	60	250	22					
23	-	-	40	-	-	-	-	-	100	-	-	-	-	-	-	-	-	-	-	-	-	-	-	-	-	70	100	23					
24	-	40	-	100	-	-	-	-	200	-	-	-	-	-	-	-	-	-	-	-	-	24	-	-	30	80	500	24					
25	-	80	-	-	-	50	-	-	200	-	-	2	-	-	-	-	-	-	-	-	-	-	-	-	-	100	500	25					
26	-	12	-	25	-	30	-	-	100	-	-	-	-	-	-	-	-	-	-	-	-	15	-	-	-	50	150	26					
27	-	80	-	15	-	75	-	-	50	-	-	-	-	-	-	-	-	-	-	-	-	-	40	240	-	75	200	27					
28	-	-	12	-	-	-	-	-	50	-	-	-	-	-	-	-	-	-	-	-	-	-	-	-	-	60	400	28					
29	-	50	-	60	-	-	-	-	30	-	-	6	-	-	-	-	-	-	-	-	-	30	-	-	-	100	250	29					
30	-	-	-	-	-	-	-	-	-	-	-	-	-	-	-	-	-	-	-	-	-	-	-	-	-	-	50	30					
31	-	50	-	20	-	-	-	-	100	-	-	-	-	-	-	-	-	-	-	-	-	-	-	-	-	50	80	300	31				
32	-	25	-	50	-	50	-	-	100	-	-	1	-	-	-	-	-	-	-	-	-	26	-	-	-	50	300	32					
33	-	8	-	-	-	-	-	-	-	-	-	-	-	-	-	-	-	-	-	-	-	-	-	-	-	12	100	33					
34	-	50	-	10	-	50	-	-	150	-	-	-	-	-	-	-	-	-	-	-	-	-	-	-	10	50	250	34					
35	-	-	-	-	-	-	-	-	-	-	-	-	-	-	-	-	-	-	-	-	-	-	-	-	-	-	150	35					
36	-	-	-	-	-	-	-	-	-	-	-	-	-	-	-	-	-	-	-	-	-	-	-	-	-	-	50	36					
37	-	60	-	75	-	-	-	-	50	-	-	-	-	-	-	-	-	-	-	-	-	-	-	-	-	25	100	600	37				
38	-	30	-	10	-	-	-	-	100	-	-	-	-	-	-	-	-	-	-	-	-	-	-	-	-	-	48	200	38				
39	-	-	75	-	-	-	-	-	50	-	-	-	-	-	-	-	-	-	-	-	-	-	-	-	-	-	50	500	39				
40	-	1415	5	882	4	402	-	-	3810	-	-	47	-	-	-	-	-	-	-	-	-	-	-	-	-	331	50	425	70	1334	2288	11290	40
	1515	5	882	4	502				3810			48														331	50	425	10	1334	2288	11920	

\* This will include only such cheese as is made upon the farm. Milk sent to cheese factories will be regarded as milk sold off the farm.

11.920







J. W. Anderson, Ass't Marshal.

YEAR ENDING JUNE 1, 1870.

Cotton.	Wool.	Pean and Beans.	POTATOES.		Orchard products.	Wine.	Produce of Market Gardens.	DAIRY PRODUCTS.			SEED.			Flax.	Flax-seed.	Silk cocoons.	SUGAR.		BEES.		Forest products.	Value of Home Manufactures.	Value of animals slaughtered or sold for slaughter.	TOTAL VALUE.					
			Irish.	Sweet.				Butter.	Cheese.*	Milk sold.	Hay.	Clover.	Grass.				Hops.	Hemp.	Maple.	Cane.					Molasses.	Wax.	Honey.	Dolls.	
Bales (50 lbs.)	Lbs.	Bush.	Bush.	Bush.	Dolls.	Gallons.	Dolls.	Lbs.	Lbs.	Gallons.	Tons.	Bush.	Bush.	Lbs.	Tons.	Lbs.	Bush.	Lbs.	Hhds. (1,000 lbs.)	Gallons.	Lbs.	Lbs.	Dolls.	Dolls.	Dolls.	Dolls.			
25	26	27	28	29	30	31	32	33	34	35	36	37	38	39	40	41	42	43	44	45	46	47	48	49	50	51	52		
1	16							50																	30	200	1		
2	25		10					200																		30	300	2	
3	100		30	5	100			300			48															120	1200	3	
4			8	5				50												10		75				75	200	4	
5			12					50												18						50	200	5	
6	60		16		50			100			2										20				50	120	500	6	
7			20					25																		25	100	7	
8								100																		32	300	8	
9	20		25					100												12	13	50		10	30	200	9		
10	30		15	*				100												5						40	400	10	
11			20	10				75			40															75	500	11	
12			50					50																		160	400	12	
13	100		20		25			800			5										25				75	700	1000	13	
14	100		20		35			100													10		50		75	180	400	14	
15			10																							69	300	15	
16			10					100													27				20	25	200	16	
17			15					100													40					30	300	17	
18	40		15					100																		20	500	18	
19	100		20		300			150													20					500	500	19	
20	30		9					50													20					25	300	20	
21																											75	21	
22	40		50		20			150			12														40	80	700	22	
23			60					20																		80	500	23	
24	100		10					200			1										20				25	70	500	24	
25	35		10					150													40					80	500	25	
26	25																				20				20	20	300	26	
27	108		10					150													40				60	400	27		
28	45		7					200			1										40	5	40		32	200	28		
29			95					50													10				36	400	29		
30	75		100		25			250			20										25	15			100	150	700	30	
31			40					200																		120	400	31	
32	20		10					50													15				12	24	400	32	
33	20		100					200													24					100	600	33	
34	45		50		20			200																		150	600	34	
35			50																							70	500	35	
36			40					200																		70	300	36	
37	22		35					200													40				30	400	37		
38			15					50													10				40	400	38		
39	10		6																							2	150	39	
40																												40	
	1166		1003	20	575			4670			129									489	33	215		447	14360	157450			
✓	1166		1013	20	575			4870			129									491	33	215		427	4360	16025			

\* This will include only such cheese as is made upon the farm. Milk sent to cheese factories will be regarded as milk sold off the farm.



SCHEDULE 3.—Productions of Agriculture in Cypress Sp, in the County of Harrison, in the Post Office: Secretary Mo.

Name of Agent, Owner, or Manager.	ACRES OF LAND.			PRESENT CASH VALUE.		Total amount of wages paid during the year including value of board.	LIVE STOCK, JUNE 1, 1870.								PRODUCE DURING THE YEAR.								
	Improved.	UNIMPROVED.		Of farm.	Of farming implements and machinery.		Horses.	Mules and Asses.	Milk Cows.	Working Oxen.	Other Cattle.	Sheep.	Swine.	Value of all live stock.	WHEAT.		Rye.	Indian Corn.	Oats.	Barley.	Buckwheat.	Rice.	Tobacco.
		No.	Woodland.												Other unimproved.	Dolls.							
1	2	3	4	5	6	7	8	9	10	11	12	13	14	15	16	17	18	19	20	21	22	23	24
1 <u>Wm Langdon</u>	10	-	-	8	-	-	-	-	1	-	-	-	6	6	9	-	-	75	-	-	-	-	25
2 <u>Ben Mitchem</u>	160	52	86	6000	200	-	12	-	9	-	12	3	12	1000	25	-	15	100	200	-	-	-	
3 <u>John Haseldon</u>	20	10	60	1500	50	-	4	-	1	-	1	-	-	300	80	-	-	300	150	-	-	-	
4 <u>Christopher Platz</u>	40	10	40	1000	30	-	5	-	2	-	2	-	9	400	60	103	-	250	-	-	-	-	
5 <u>John Sipes</u>	40	10	30	1000	25	-	3	-	2	-	1	-	2	300	-	-	-	100	50	-	-	-	
6 <u>Wm L Butrop</u>	25	-	60	700	-	-	2	-	-	-	-	-	-	150	46	-	-	50	-	-	-	-	
7 <u>Wm Walsh</u>	65	5	10	1600	20	-	5	-	2	-	2	-	-	500	-	57	46	150	-	-	-	-	
8 <u>Alvin Low</u>	100	-	-	-	220	200	4	2	2	-	16	-	15	1500	-	100	140	300	200	-	-	-	
9 <u>Joseph Merrifield</u>	1/2	-	-	-	-	-	2	-	1	-	2	-	-	200	-	-	-	-	-	-	-	-	
10 <u>John Merrifield</u>	80	40	80	2500	50	-	7	-	1	-	3	6	22	500	50	40	-	34	50	-	-	-	
11 <u>Silas Merrifield</u>	8	-	-	-	25	-	3	-	2	-	4	-	17	300	40	-	-	500	200	-	-	-	
12 <u>Wm Cooley</u>	40	20	20	1600	30	-	4	-	3	-	-	-	21	400	-	-	-	400	75	-	-	-	
13 <u>Samuel Peters</u>	5	6	80	1000	100	-	1	1	3	-	2	15	11	300	-	54	-	300	30	-	-	-	
14 <u>Simon Montgomery</u>	8	-	-	-	50	-	2	-	1	-	2	-	1	200	-	-	-	100	-	-	-	-	
15 <u>Alfred Larve</u>	20	-	-	-	25	-	4	-	2	-	1	17	13	500	83	24	-	100	50	-	-	-	
16 <u>Leviah Smith</u>	15	-	-	-	150	-	2	2	1	-	1	-	-	500	80	-	-	600	-	-	-	-	
17 <u>Abel Hockridge</u>	20	-	-	-	-	-	-	-	-	-	-	-	-	-	-	-	-	-	-	-	-	-	
18 <u>Maudred Hart</u>	90	7	27	2500	100	-	8	-	7	-	33	90	80	1000	80	-	-	2000	100	-	-	-	
19 <u>Bradley Webster</u>	25	43	-	1800	30	-	2	-	2	-	1	65	65	390	-	-	-	120	30	-	-	-	
20 <u>John P Kimbro</u>	60	30	30	1600	25	-	2	-	1	-	-	-	9	300	40	-	-	400	50	-	-	-	
21 <u>Alfred Pardon</u>	2	2	36	600	20	-	2	-	1	-	1	-	5	250	50	-	-	500	150	-	-	-	
22 <u>Wm Meeks</u>	40	-	40	1200	200	-	2	-	1	-	2	6	8	250	22	-	-	300	50	-	-	-	
23 <u>Daniel Boyce</u>	320	67	80	6400	100	350	14	-	5	-	14	39	40	1500	200	-	-	1500	300	-	-	-	
24 <u>Burges Baber</u>	160	27	-	5000	40	100	7	-	6	-	10	60	55	1000	80	-	-	2000	275	-	25	-	
25 <u>Wm Eades</u>	150	40	-	4000	800	200	11	5	2	-	9	-	100	1600	-	-	-	2000	200	-	-	-	
26 <u>Reuben Hartfield</u>	10	-	-	-	10	-	-	-	-	-	-	-	9	18	40	-	-	300	25	-	-	-	
27 <u>Moss Hartfield</u>	120	50	100	6750	40	-	4	-	2	-	3	-	19	400	60	85	-	300	40	-	-	-	
28 <u>Abel Hartfield</u>	25	10	55	1500	12	-	3	-	-	-	-	-	13	200	20	-	-	150	60	-	-	-	
29 <u>Amel Terry</u>	6	-	-	-	5	-	-	-	1	-	2	-	5	50	-	-	-	200	-	-	-	-	
30 <u>Francis Flint</u>	60	140	20	2000	10	-	2	-	2	-	2	-	8	200	50	-	-	200	30	-	-	-	
31 <u>Alex Heavy</u>	52	52	100	2000	150	150	2	-	4	-	6	-	40	400	-	-	-	400	-	-	-	-	
32 <u>Robert Cook</u>	7	-	80	800	25	-	2	-	2	-	-	6	20	250	21	-	-	300	60	-	-	-	
33 <u>William Potter</u>	70	130	-	2000	300	-	2	-	3	-	24	-	45	400	50	-	-	1000	138	-	-	-	
34 <u>John Blair</u>	10	-	-	-	200	-	-	4	2	-	4	-	30	475	-	-	-	-	-	-	-	-	
35 <u>Henry Potter</u>	200	200	-	6000	150	-	-	2	3	-	8	-	118	300	-	-	-	900	750	-	-	-	
36 <u>Lyester Jefforde</u>	15	-	-	-	20	-	3	-	2	-	2	5	6	370	50	-	-	200	40	-	-	-	
37 <u>John W Bacon</u>	25	-	-	-	15	-	2	-	1	-	2	3	3	100	30	-	-	150	-	12	-	-	
38 <u>Leo Bacon</u>	80	80	-	200	30	-	11	-	3	-	3	20	23	1000	30	4	-	500	150	-	-	-	
39																							
40																							
	2209	1041	1054	61850	3257	1100	141	17	83	-	172	330	780	17208	1296	567	191	16571	3456	-	37	-	25



State of Mo, enumerated by me on the 13<sup>th</sup> day of July, 1870.

S. J. Wanders, Ass't Marshal.

YEAR ENDING JUNE 1, 1870.

Cotton.	Wool.	Peas and Beans.	POTATOES.		Orchard products.	Wine.	Produce of Market Gardens.	DAIRY PRODUCTS.			SEED.			Hops.	Hemp.	Flax.	Flax-seed.	Silk cocoons.	SUGAR.			BEES.		Forest products.	Value of Home manufactures.	Value of animals slaughtered.	TOTAL VALUE.		
			Irish.	Sweet.				Butter.	Cheese.*	Milk sold.	Hay.	Clover.	Grass.						Maple.	Cane.	Molasses.	Wax.	Honey.					Dolls.	Dolls.
Bales (50 lbs.)	Lbs.	Bush.	Bush.	Bush.	Dolls.	Gallons.	Dolls.	Lbs.	Lbs.	Gallons.	Tons.	Bush.	Bush.	Lbs.	Tons.	Lbs.	Bush.	Lbs.	Lbs. (1,000 lbs.)	Gallons.	Lbs.	Lbs.	Dolls.	Dolls.	Dolls.	Dolls.			
25	26	27	28	29	30	31	32	33	34	35	36	37	38	39	40	41	42	43	44	45	46	47	48	49	50	51	52		
1	6																										300	1	
2	50							400	100				3												50	30	500	2	
3																									25	25	200	3	
4			15					100			5										8					54	400	4	
5			20					50													20					40	300	5	
6																											100	add 6	
7								100																		80	400	7	
8			25					150			10										20					200	400	8	
9								50																		50	200	9	
10	12		15					25													60					25	150	10	
11			10					50													40					42	400	11	
12			50					50													40					48	400	12	
13								100																		24	200	13	
14								100																				200	14
15	45							200																		60	400	15	
16			100					100																				500	16
17								100																			32	400	17
18	140		18					100													10							150	18
19			50					80			8										20					15	500	19	
20																										25	150	20	
21			10																							40	300	21	
22	15		25					50													18					32	200	22	
23	100		7	1				100			10															300	600	23	
24	150		20	5	50			100			10															400	400	24	
25	80		50					100																		1000	400	25	
26																										24	200	26	
27			50					25													10					48	300	27	
28			15																							30	200	28	
29								50													8					25	200	29	
30			15					25													12					30	150	30	
31								100	4												20					75	300	31	
32								100			3										30					20	400	32	
33	35		15					100			8										19					60	200	33	
34								350													15					20	200	34	
35								100			8										81					50	500	35	
36			20	15				100			2										40					150	450	36	
37			15					40																		32	200	37	
38			15								2										6					17	200	38	
39	50		20	10				150			4														1000	125	300	39	
40	683		630	16	65			3245	100	4	70	3	3							427		1000		50	3228	11900	40		
	683		630	16	65			3245	100	4	67	3	3							427		1000		50	3228	11900			

\* This will include only such cheese as is made upon the farm. Milk sent to cheese factories will be regarded as milk sold off the farm.



SCHEDULE 3.—Productions of Agriculture in Cypress Sp, in the County of Harrison, in the Post Office: Bethany Mo.

Name of Agent, Owner, or Manager.	ACRES OF LAND.			PRESENT CASH VALUE.		Total amount of wages paid during the year, including value of board.	LIVE STOCK, JUNE 1, 1870.								PRODUCE DURING THE YEAR.								
	Improved.	UNIMPROVED.		Of farm.	Of farming implements and machinery.		Horses.	Mules and Asses.	Milch Cows.	Working Oxen.	Other Cattle.	Sheep.	Swine.	Value of all live stock.	WHEAT.		Rye.	Indian Corn.	Oats.	Barley.	Buckwheat.	Rice.	Tobacco.
		No.	Wood-land.												Other unimproved.	Dolls.							
1	2	3	4	5	6	7	8	9	10	11	12	13	14	15	16	17	18	19	20	21	22	23	24
Henry Bolin	55	60	25	250	600	—	3	—	3	—	11	50	4	40	—	80	—	1300	300	—	—	—	—
Wm H Ellis	48	20	40	2000	75	—	4	—	1	—	—	—	—	225	20	55	—	200	20	—	—	—	—
Wm J Thomas	80	15	15	250	—	—	—	—	—	—	—	—	—	—	20	55	—	200	20	—	—	—	—
Joseph McKinster	20	—	—	200	—	—	5	—	2	—	—	—	11	500	—	—	—	200	50	—	—	—	—
Jacob Miller	7	—	—	25	—	—	2	—	—	—	—	13	—	200	—	—	—	100	—	—	—	—	50
Solomon Wilkinson	25	—	55	700	—	—	2	—	2	—	—	—	—	150	—	—	—	—	—	—	—	—	50
Francis Fergus	15	5	—	30	8	—	—	—	1	—	—	26	26	100	—	—	—	500	—	—	—	—	35
Jacob Frazier	12	5	28	800	25	—	—	—	2	2	3	8	11	200	—	—	—	200	—	—	—	—	20
Ebinger Carter	25	20	140	4000	50	—	4	—	2	—	3	—	25	250	60	21	—	200	100	—	—	—	—
Bing Sutton	20	—	20	800	—	—	—	—	1	—	—	40	—	90	—	—	—	—	50	—	—	—	—
Quincy Heale	50	100	57	200	400	300	6	4	9	—	22	—	13	1200	80	—	—	3000	600	—	—	—	—
James Bryant	100	80	60	4600	200	—	7	—	5	—	3	28	11	1000	50	150	—	500	80	—	—	—	—
Samuel Carter	42	90	—	3200	200	—	7	—	4	—	13	35	55	1000	38	25	25	400	128	—	—	—	—
Orange Reed	30	60	—	1500	100	—	4	—	3	—	3	9	10	400	—	19	—	300	63	—	—	—	—
Bernard Brown	130	70	37	5000	200	125	12	2	6	—	12	33	12	1500	—	50	—	1000	—	—	—	—	—
Adison Burnett	8	—	—	—	—	—	—	—	1	1	—	—	—	40	—	—	—	400	—	—	—	—	—
Darius Loman	15	—	—	30	—	—	5	—	2	—	4	15	5	300	—	8	—	300	50	—	—	—	—
Ernan Loman	15	—	—	10	—	—	3	—	—	—	—	—	10	300	—	—	—	200	50	—	—	—	—
Loringston Davis	65	90	—	3000	250	—	2	—	2	—	5	—	16	400	—	—	—	500	100	—	—	—	—
Jacob Ballards	20	73	—	1500	100	—	2	—	3	—	8	—	3	500	—	—	—	200	—	—	—	—	—
Medley Ballards	30	—	10	1000	100	—	5	—	4	—	3	20	14	700	—	—	—	500	50	—	—	—	—
Henry Reynolds	80	120	—	4000	150	—	4	—	8	—	9	30	5	600	—	—	—	500	100	—	—	—	100
Geo King	12	—	—	—	—	—	2	—	2	—	1	12	—	150	—	—	—	—	—	—	—	—	—
Whitton Comter	80	120	40	4000	200	—	11	2	5	—	17	25	10	1500	—	25	75	500	100	—	—	—	—
James Reynolds	16	24	—	800	50	—	5	—	3	—	—	—	30	400	—	—	—	400	75	—	—	—	—
Arnon Higgins	8	12	—	1000	75	—	2	—	1	—	2	—	17	200	—	8	—	500	150	—	—	—	—
Phillip Higgins	20	—	—	—	—	—	2	—	3	—	—	10	20	500	140	—	—	100	100	—	—	—	—
Geo Burr	4	—	—	—	—	—	3	—	—	—	1	—	—	150	—	—	—	—	—	—	—	—	—
Jane Martin	2	10	10	800	—	—	—	—	2	—	1	8	6	20	—	13	—	—	—	—	—	—	—
Samuel Leave	25	15	—	800	125	—	4	—	1	—	2	7	6	450	—	14	50	300	—	—	—	—	—
Solomon Mendenhall	12	45	3	600	10	—	3	—	2	—	1	28	2	350	50	—	—	400	75	—	—	—	25
James Leave	22	18	—	800	100	—	2	—	2	—	3	15	13	350	—	—	60	300	—	—	—	—	10
Elas Bushart	20	25	10	1000	50	—	5	—	4	—	4	15	—	400	—	—	—	200	—	—	—	—	20
Edward Sumner	25	—	—	—	—	—	4	—	2	—	1	4	6	400	40	100	—	500	30	—	—	—	—
Wm Bennett	10	—	—	—	100	—	5	—	3	—	2	17	17	700	40	—	—	300	100	—	—	—	—
John Butcher	40	80	10	3200	200	—	6	—	5	—	7	30	19	800	50	50	—	200	70	—	—	—	—
Adam Butcher	40	120	—	3000	100	—	5	2	5	—	13	25	28	800	—	150	—	1200	70	—	—	—	—
Richard Hill	—	—	—	—	—	—	—	—	2	—	—	—	—	80	—	—	—	—	—	—	—	—	—
James Chapman	60	20	7	3000	100	—	3	1	4	—	3	12	10	500	—	—	—	400	200	—	—	—	—
James Scott	40	8	—	1000	250	—	3	—	2	—	5	10	16	475	—	33	—	400	300	—	—	—	—
1320 1305 597 52850 4073 425 142 11 112 3 167 527 462 17844 585 836 210 16800 8081 310																							











YEAR ENDING JUNE 1, 1870.

Cotton.	Wool.	PEAS AND BEANS.			POTATOES.		Orchard products.	Wine.	Produce of Market Gardens.	DAIRY PRODUCTS.			SEED.			Flax seed.	Silk cocoons.	SUGAR.			BEES.		Forest products.	Value of Home Manufactures.	Value of animals slaughtered or sold for slaughter.	TOTAL VALUE.		
		Bales (450 lbs.)	Lbs.	Dush.	Bush.	Bush.				Dolls.	Gallons.	Dolls.	Barrel.	Cheese.*	Milk sold.			Hay.	Clover.	Grass.	Hops.	Heap.					Flax.	Maple.
25	26	27	28	29	30	31	32	33	34	35	36	37	38	39	40	41	42	43	44	45	46	47	48	49	50	51	52	
	109	—	15	—	—	—	—	150	—	—	—	—	—	—	—	—	—	—	—	—	25	—	—	—	50	100	375	
	60	3	26	—	100	—	—	100	—	—	5	—	—	—	—	—	—	—	—	—	—	—	—	—	—	120	700	
	100	—	10	—	—	—	—	600	—	—	15	—	—	—	—	—	—	—	—	—	—	—	—	—	—	—	100	500
	100	—	30	—	75	—	—	300	—	—	—	—	—	—	—	—	—	—	—	—	—	—	—	—	—	75	115	400
	—	—	20	—	25	—	—	150	—	—	40	—	—	—	—	—	—	—	—	—	—	—	—	—	—	—	100	500















State of Ohio, enumerated by me on the 16<sup>th</sup> day of July, 1870.

S. S. Wanders, Ass't Marshal.

YEAR ENDING JUNE 1, 1870.

YEAR ENDING JUNE 1, 1870.																									TOTAL VALUE.				
Cattle. (450 lbs.)	Wool.	Pigs and Pemm.			POTATOES.		Orchard products.	Wine.	Produce of Market Gardens.	DAIRY PRODUCTS.			SEED.					SUGAR.			BEES.		Forest products.	Value of Home Manufactures.	Value of animals slaughtered for sale.	Estimated value of all farm production, including by-terms and additions to stock.			
		Lbs.	Dash.	Bush.	Bush.	Bush.				Dolls.	Gallons.	Dolls.	Butter.	Cheese.*	Milk sold.	Hay.	Clover.	Grass.	Hops.	Hemp.	Flax.	Flax-seed.					Silk cocoons.	Maple.	Cane.
25	26	27	28	29	30	31	32	33	34	35	36	37	38	39	40	41	42	43	44	45	46	47	48	49	50	51	52		
1																												1	
2																													2
3																													3
4																													4
5																													5
6																													6
7																													7
8																													8
9																													9
10																													10
11																													11
12																													12
13																													13
14																													14
15																													15
16																													16
17																													17
18																													18
19																													19
20																													20
21																													21
22																													22
23																													23
24																													24
25																													25
26																													26
27																													27
28																													28
29																													29
30																													30
31																													31
32																													32
33																													33
34																													34
35																													35
36																													36
37																													37
38																													38
39																													39
40																													40

\* This will include only such cheese as is made upon the farm. Milk sent to cheese factories will be regarded as milk sold off the farm.



SCHEDULE 3.—Productions of Agriculture in Jallas Township, in the County of Harrison, in the

Post Office: Bethany Mo



Name of Agent, Owner, or Manager.	ACRES OF LAND.			PRESENT CASH VALUE.		Total amount of wages paid during the year, including value of board.	LIVE STOCK, JUNE 1, 1870.								PRODUCE DURING THE YEAR.									
	Improved.	UNIMPROVED.		Of farm.	Of farming implements and machinery.		Horses.	Mules and Asses.	Milch Cows.	Working Oxen.	Other Cattle.	Sheep.	Swine.	Value of all live stock.	WHEAT.		Rye.	Indian Corn.	Oats.	Barley.	Buckwheat.	Rice.	Tobacco.	
		Wood-land.	Other unimproved.												Dolls.	Dolls.								Spring.
1	2	3	4	5	6	7	8	9	10	11	12	13	14	15	16	17	18	19	20	21	22	23	24	
James Perry	35	4 1/2	1200	15			2	2				225	225	25										
E. Bartholomew	110	20	2600	200	290		6	5	14	36	44	1320	50				800	200						
Ed Bird	30	10	400	11			2	1	2			185				40	120							
Christian Swartz	15	15	45	750								8	25	10			800						100	
George England	20	60	83	3600	150	15	7	2	4	21	22	24	1450		13		500	30				10		
Harrison Kette	10	140	185	2000	85		4					5	165	200			600							
Vernon Williams	2	10	36	500			2		2	1		18	240				375	15						
John Dunkle	7	40	36	1200	100		2		1	1		6	265				100							
John Dunkle	35	40	70	2400	45		2		1	3	12	22	345	10	10		200	25					10	
Matthew Dunkle	15		225	60			2		1	1	12	6	350				200	40						
Joseph Campbell	40		400	500	600		4	2	7	2	25	2	760	48			300	45						
Christian Miller	30	6	14	3000	83	10	4		1	1		1	150	15			300	35						
James C. Chapman	36		1000	135			2	2	1	4	6	24	425	25			300	20						
Christian Miller	40	10	750	265	10		3		7	15	32	33	760	15			250	300						
Thomas Hornbuckle	34	20	46	1400	115	100	3		3	6		31	575	10			100	50						
Joseph Craft	40	16	30	2000	75	10	5		2	3	24	11	530	15			300	150					100	
Martin Semberger	40	10	20	1000	22	20	1					12	118	15			420							
Samuel Hutterling	40		800	74			2			2	3	10	308	15	60		800							
Samuel Bartlett	35	15	55	1575	75	35	7		3	12	10	17	875		30		350	80						
Wm. Gerbe	40	38	46	1840	50	15	2		2	7	24	34	625	58			250	100						
A. Wilson	45	20	45	1400	160		2	2	3	3	30	20	575	80		40	500	50						
Willis K. Mager	125	30	85	4800	245	40	9		3	31	54	47	2340	50			600	150						
Wm. Mager	60	40	38	2360	262	40	6		5	2	14	33	20	1020	24		400	150						
Geoff. Erwin	11	6	85	368			1		1	3		10	100				100							
Elizabeth Glenn	10		30	200	20		4		2	2	14		337				200						40	
Christian Glenn	30	3	187	270	60		6		4	2	35	13	622	60		20	300						50	
John Potts	10		100	40			1					4	100				75						10	
Edw. Dale	17	8	19	800	60		4		2	4	30	50	600	40			600	65					20	
Jasper McKie	35		600	40			2		1	4	25	15	290				500	500					10	
John Glenn	40	15	107	2320	60		6		3	3	30	7	440	17		33	300	28						
John Holstein	40	13	110	1000	80		2		2	3	15	9	325	19			150							
Wm. Stoffle	80	20	20	2000	90		3		4	10	10	21	650	40			400	100						
Edna B. Constock	40	7	40	500	40		3		2	4	25	8	300	35		24	200	120						
Adam Frank	80	45	40	3300	115	20	2		3	8	18	25	750	40			1000	200						
John R. Wallace	10		200	150			6	1	3	1		4	580				200							
Quincy R. Roundtree	30	40	800	60			2		4	23	58	18	900				50							
James Scott	60	45	20	1400	175		3		5	12	35	18	725	30			1500	300						
James R. Allen	60		200	300	25	4		2	4	18	13	550	28				100	50						
George Davis	10	26	180	1400	82		3		2	2	21	11	215	35			200							
Horatio F. Headline	85	20	115	4000	100	20	5		1	2	45	30	775				2000							

1724 796 1990 59854 4445 780 136 9 98 2 244 728 669 21548 21555 1005 113 157 14690 2605 350



State of *Missouri*, enumerated by me on the *10th* day of *August*, 1870.

*J. H. Kenyon*, Ass't Marshal.

YEAR ENDING JUNE 1, 1870.

Cotton.	Wool.	Peas and Beans.	POTATOES.		Orchard products.	Wine.	Produce of Market Gardens.	DAIRY PRODUCTS.			SEED.		Hops.	Hemp.	Flax.	Flax-seed.	Silk cocoons.	SUGAR.		BRES.		Forest products.	Value of Home Manufactures.	Value of animals raised on farm for slaughter.	TOTAL VALUE.			
			Irish.	Sweet.				Butter.	Cheese.*	Milk sold.	Clover.	Grass.						Maple.	Cane.	Molasses.	Wax.					Honey.	Dolls.	Dolls.
Bales (450 lbs.)	Lbs.	Bush.	Bush.	Bush.	Dolls.	Gallons.	Dolls.	Lbs.	Lbs.	Gallons.	Tons.	Bush.	Bush.	Lbs.	Tons.	Lbs.	Hhds. (1,000 lbs.)	Gallons.	Lbs.	Lbs.	Dolls.	Dolls.	Dolls.	Dolls.				
25	26	27	28	29	30	31	32	33	34	35	36	37	38	39	40	41	42	43	44	45	46	47	48	49	50	51	52	
																											125	
	85		10					400			18									100		200		380			1690	
			40					72												15							125	
	7																										175	
	75		25		20			240			3										20		10	40	264		2450	
																											100	
								130															15	10	24			115
	24	2	25					7																			100	
	35	2	25					75							35	2				35		60	52	58			375	
	32		20					75													30		60	24	93		340	
	100		40					275													35		10	182			400	
								225			12										20						135	
	15		12					75													6						270	
	125		10					300			6										21						540	
			15					225													20	10	25	270	20		309	
	60		45					125													7		9	90	144		560	
	45		25																				30		55		335	
																											400	
	55		10					130															62		187		408	
	59		20					225			1										30		30	24	200		340	
	80		10					225													100		15		220		760	
	130		35		40			300			12										25		18		746		1750	
	80		75					325			6										25		10		75	370	830	
	40		20					75													20		10		18	370	230	
	32		20					140													20		108	30	48		268	
	65		15					140													25		60	50	96		500	
	65		10					160													25		18	30	47		402	
	28		10					140													25		18	30	47		402	
	28		10					140													25		18	30	47		402	
	45		7					155													8		21	40	180		425	
			30					130													40		30	40	155		385	
			20					140													40		60	40	200		360	
	74		20					140			2	+									10		25	70		92	350	
	74		25					140			2	1										25	18		310		385	
																											300	
	1																										200	
	140		15					225													22				140		475	
	16		50					200													10		44		255		540	
	70		10					140													5		21	10	100		400	
	139		30					260			20												50	15	421		1600	
	164	2	49		60			570			87				35	2					634	10	140	120	474	592	1655	

\* This will include only such cheese as is made upon the farm. Milk sent to cheese factories will be regarded as milk sold off the farm.



SCHEDULE 3.—Productions of Agriculture in Saller Township, in the County of Harrison, in the

Post Office: Bethany Mo



Name of Agent, Owner, or Manager.	ACRES OF LAND.			PRESENT CASH VALUE.		Total amount of wages paid during the year, including value of board.	LIVE STOCK, JUNE 1, 1870.								PRODUCE DURING THE									
	Improved.	UNIMPROVED.		Of farm.	Of farming implements and machinery.		Horses.	Mules and Asses.	Milch Cows.	Working Oxen.	Other Cattle.	Sheep.	Swine.	Value of All live stock.	WHEAT.		Rye.	Indian Corn.	Oats.	Barley.	Buckwheat.	Rice.	Tobacco.	
		Wood-land.	Other unimproved.												Dolls.	Dolls.								No.
1	2	3	4	5	6	7	8	9	10	11	12	13	14	15	16	17	18	19	20	21	22	23	24	
1 Charles W Grace	10	40		300	100		2	1		1				230										
2 Arthur P Taylor	6	5	34	200			1		1	11				100				200					100	
3 William Kuder	40	8		940	100	140	2	2	10		8		320	15				40	34					
4 John Hunt	40	20	40	1000	100	30	4	5	4	10	8		650	40				140	100					
5 Jesse Grace	160	20	80	7200	200	400	6	4	54		84		2120					2400	260					
6 Paul Lemeyer	1			600	140	15	1	1			8		100											
7 J M Wunningham	1			400			1	1		1	3		125											
8 Edward Baldwin	12	24	48	1400	125		4	3	4	14	14		600	24				30						
9 Ezra P Baldwin	40	35	80	3000	140		3	2	10	20	33		725	28				200	60				30	
10 Isaac P Wren	220	60		6500	265	400	3	5	40		60		2325	24				600	300					
11 Wm Wren	80	40		2400	60	100	6	1	8		7		1700	20				300						
12 John Miller	40	8	32	800	40		3	3	4	20	13		320					40						
13 James Scott	60	80	100	3000	100		2	3	14	20	16		160					200	14					
14 John Alsop	14	30	74	1000	40		2	2	3	23	12		224	24				200	40				200	
15 Robert Stone	2	10	38	400	20		3	2	3		5		314	40				100	100					
16 John Maddy	20	10	20	440	56			2	1		16	7	274	31				200	20			2		
17 Edgar Gunnstock	60	2	20	820	54		3	2	3	18	4		240	4				24	240	60				
18 Phil Flemming	16			160	67			2	1		1		260						160					
19 Wm Ashmell	30	30	20	1200	30		3	1	1	20	6		280	30	30			100						
20 Wm G Lester	85	32	20	1600	80		5	4	11	17	24		730	80				240	40					
21 David Kummer	100	66	60	4400	174	40	6	2	4	12	40	80	1480	474				1400	400					
22 Alexander Hill	60	40	40	2240	94		1	2	3	4	28	34	1872					800						
23 William Clopton	80	13	20	1800	40	60	3	3	5	26	14		320	32				340	140					
24 Adam Wilson	68	2	72	2600	64		4	4	13	33	24		860	37				400	400					
25 Isaac Hunter	68	80	100	2400	124		5	8	4	20	20		1000	20				200	74					
26 James Hunter	50	100	140	3000	80		4	4	22	34	14		820	40				300	140					
27 Reuben Thomas	6	14		200	10		3	1	1	12	7		320	32				40	80					
28 David Styer	13	27		320	10		1	1	3	7	12		240					100	100					
29 Alfred Thomas	3	37		320	60		1	1		11	4		100					74						
30 Wesley Mock	80	10	20	1400	80	40	10	3			20	20	1420	574				600	200					
31 John Meredith	18	20	32	700	20		2	2			12	16	300					200						
32 Rebekah Saylor	30	10	10	800	140		3	1	3		11	18	200					1000						
33 Valentine Vanhousen	80	16	80	2460	24		8	1	4	32	40	24	1000					400	140					
34 John Robinson	10			140					1		1		44					100						
35 Wm Vanhousen	100	40		1400	174		5	4	5	18	14		640					800						
36 Rebecca Vanhousen	80	80		1400			2	1	1	9			300					200						
37 Isaac J. Sements	34			920	100		2	2			13		300					300						
38 Chris J Anthony	68	26	12	1600	474			2	4	5	41	4	300					400	140					
39 Ellis Smith	44	20	24	2000	80	100	4	3	3	5	22		200	9				400	200				100	
40 Thos P Kelsell	90	110	172	2400	80	40	6	6	13	71	14		840	30				400	200					

2024 1126 1359 4620 3142 10 28 12 12 105 25 7 64 3 25 20 65 1 30 20 1420 285 2 430











State of Missouri, enumerated by me on the 11th day of August, 1870.

J. W. King, Ass't Marshal.

YEAR ENDING JUNE 1, 1870.

Cotton. Bales (50 lbs.)	Wool. Lbs.	Peas and Beans. Bush.	POTATOES.		Orchard products. Dolls.	Wine. Gallons.	Produce of Market Gardens. Dolls.	DAIRY PRODUCTS.			Hay. Tons.	SEED.		Hops. Lbs.	Hemp. Tons.	Flax. Lbs.	Flax-seed. Bush.	Silk cocoons. Lbs.	SUGAR.		BEES.		Forest products. Dolls.	Value of Home Manufactures. Dolls.	Value of animals slaughtered or sold for slaughter. Dolls.	TOTAL VALUE. Dolls.						
			Irish. Bush.	Sweet. Bush.				Butter. Lbs.	Cheese.* Lbs.	Milk sold. Gallons.		Clover. Bush.	Grass. Bush.						Maple. Lbs.	Cane. Hhds. (1,000 lbs.)	Molasses. Gallons.	Wax. Lbs.					Honey. Lbs.					
25	26	27	28	29	30	31	32	33	34	35	36	37	38	39	40	41	42	43	44	45	46	47	48	49	50	51	52					
	40		30					300																	18	420	1000					
																									30		530					
																									30	12	240					
			20					375																75	60	126	940					
			20					100																			135	340				
			20					100																			40	200				
	37		15					160																	25	20	30	340	600			
	40		100					440																		30	75	60	460	1200		
	200		20					240			18														20	40	60	400	1100			
	160		20					140			8															10	24	60	124	540		
	620		40					300	800		16																	200	1100			
	20		15					224																		20	12	15	140	440		
	70		15					400																		4	74	372	841			
	50		10					130																			120	24	90	600		
	70		20					400																			20	20	400	800		
			20					140																			20	30	40	224	300	
			10					40																				60	60	12	224	
			25					120																				20	60	28	140	374
	52		40					74																						35	400	
			20					74																					60	144	600	
	40		60					140																				20	84	540		
	130		20					224			2																		65	130	474	
				</																												



SCHEDULE 3.—Productions of Agriculture in Medford Township, in the County of Warren, in the

Post Office: Medford Mo



Name of Agent, Owner, or Manager.	ACRES OF LAND.			PRESENT CASH VALUE.		Total amount of wages paid during the year, including value of board.	LIVE STOCK, JUNE 1, 1870.								PRODUCE DURING THE YEAR.								
	Improved.	UNIMPROVED.		Of farm.	Of farming implements and machinery.		Horses.	Mules and Asses.	Milk Cows.	Working Oxen.	Other Cattle.	Sheep.	Swine.	Value of ALL live stock.	WHEAT.		Rye.	Indian Corn.	Oats.	Barley.	Buckwheat.	Rice.	Tobacco.
		Wood-land.	Other unimproved.												Spring.	Winter.							
No.	No.	No.	Dolls.	Dolls.	Dolls.	No.	No.	No.	No.	No.	No.	No.	Dolla.	Bush.	Bush.	Bush.	Bush.	Bush.	Bush.	Bush.	Lbs.	Lbs.	
1	2	3	4	5	6	7	8	9	10	11	12	13	14	15	16	17	18	19	20	21	22	23	24
Wilson Johnson	80	100	200	5700	150	-	7	2	6	2	5	40	25	1500	105	-	-	150	-	-	-	-	-
John Moore	11	40	50	1500	-	-	-	-	1	-	3	19	5	104	-	-	-	-	-	-	-	-	-
John Menphale	10	12	38	600	50	-	2	-	1	-	1	10	6	172	-	-	-	150	-	-	-	-	-
John Gideon	30	20	50	150	35	-	3	-	1	-	-	-	-	6224	-	-	-	300	-	-	-	-	-
Alvin Gideon	12	-	-	200	50	-	3	-	1	-	-	-	-	6246	62	-	-	400	-	-	-	-	-
Morgan Reed	6	20	74	600	40	-	1	-	-	-	-	-	-	50	-	-	-	-	-	-	-	-	-
James Munn	3	-	7	150	10	-	-	-	1	-	-	-	-	2100	-	-	-	100	-	-	-	-	-
John Guffman	80	100	280	5000	150	30	3	-	9	2	31	70	18	1300	40	-	-	18700	-	-	-	-	-
John Munn	33	17	48	1000	100	-	5	-	3	-	8	30	26	600	-	-	-	300	20	-	-	-	25
Walter Munn	30	-	-	300	20	-	-	-	1	-	-	-	-	40	10	-	-	38	-	-	-	-	-
John Munn	45	80	288	5000	150	-	2	-	10	-	37	35	29	950	65	-	-	700	150	-	-	-	-
John Munn	65	-	100	1500	125	-	3	-	5	-	16	2	8	780	83	-	-	400	400	-	-	-	-
John Munn	40	-	120	1500	40	-	2	-	-	-	-	-	-	4170	30	-	-	40	-	-	-	-	300
John Munn	20	-	20	500	30	-	3	4	2	-	10	4	8	810	-	-	-	200	-	-	-	-	-
John Munn	80	-	20	1000	100	-	4	-	2	-	4	20	9	450	60	-	-	600	-	-	-	-	-
John Munn	40	-	-	400	75	-	1	-	2	-	1	18	4	183	61	13	-	200	200	-	-	-	-
John Munn	60	20	100	2500	75	50	3	-	4	-	6	26	25	700	56	-	-	500	40	-	-	-	-
John Munn	15	-	-	150	60	-	3	-	-	-	-	-	-	150	-	-	-	-	-	-	-	-	-
John Munn	40	40	20	2000	100	-	4	-	2	-	2	8	2	450	50	-	-	100	-	-	-	-	-
John Munn	30	30	-	600	50	-	2	-	2	-	8	5	1	390	70	-	-	-	-	-	-	-	-
John Munn	25	8	47	1000	125	-	2	-	2	x	21	7	330	-	-	-	100	-	-	-	-	-	-
John Munn	12	5	80	1000	50	-	-	-	2	-	-	-	-	6100	-	-	-	-	-	-	-	-	-
John Munn	6	-	56	700	50	-	-	-	2	-	-	-	-	770	-	-	-	50	-	-	-	-	-
John Munn	5	-	30	800	250	-	2	-	1	-	1	9	10	300	-	-	-	-	-	-	-	-	-
John Munn	5	-	35	400	50	-	-	-	2	-	1	-	-	129400	-	-	-	-	-	-	-	-	-
John Munn	20	-	-	200	30	-	-	-	2	9	1	12	11	507	16	-	-	200	70	-	-	-	-
John Munn	10	-	30	500	380	-	1	-	2	-	2	9	3	230	-	-	-	100	-	-	-	-	-
John Munn	4	-	36	500	50	-	1	-	-	-	-	-	-	8120	-	-	-	100	-	-	-	-	-
John Munn	20	-	130	1500	100	-	1	-	2	-	1	9	4	210	-	-	-	100	-	-	-	-	-
John Munn	37	40	70	1800	100	-	3	-	4	-	3	18	12	550	-	-	-	200	200	-	-	-	50
John Munn	40	20	360	5500	400	-	5	-	5	-	25	5	770	-	-	-	100	-	-	-	-	-	-
John Munn	35	-	-	350	100	-	2	-	2	-	-	-	-	3274	12	-	-	150	53	-	-	-	-
John Munn	40	20	40	1500	20	-	1	-	9	2	5	-	-	30670	54	-	-	250	20	-	-	-	-
John Munn	45	50	125	2700	150	-	7	-	7	-	2	16	11	870	45	-	-	300	-	-	-	-	-
John Munn	30	30	50	1200	25	-	1	-	1	-	1	6	9	200	12	-	-	100	40	-	-	-	-
John Munn	80	40	-	1500	150	-	5	-	6	-	8	-	-	8700	100	-	-	100	-	-	-	-	-
John Munn	29	-	-	290	50	-	2	-	4	-	2	12	370	20	-	-	-	100	-	-	-	-	-
John Munn	40	15	80	2000	125	-	6	-	6	-	14	18	700	15	-	-	400	61	-	-	-	-	20
John Munn	19	-	44	800	50	-	2	-	3	-	2	9	366	15	-	-	-	75	-	-	-	-	-
John Munn	40	40	80	2500	50	-	2	-	2	-	2	21	22	400	38	-	-	350	-	-	9	-	35
	1273	747	2805	57700	3945	80	98	9	116	15	145	415	394	17500	1022	13	19	7513	1294	9	-	-	430







SCHEDULE 3.—Productions of Agriculture in Proctor township, in the County of Winson, in the Post Office: Bethany



Name of Agent, Owner, or Manager.	ACRES OF LAND.			PRESENT CASH VALUE.		Total amount of wages paid during the year, including value of board.	LIVE STOCK, JUNE 1, 1870.								PRODUCE DURING THE YEAR.										
	Improved.	UNIMPROVED.		Of farm.	Of farming implements and machinery.		Horses.	Mules and Asses.	Milk Cows.	Working Oxen.	Other Cattle.	Sheep.	Swine.	Value of all live stock.	WHEAT.		Rye.	Indian Corn.	Oats.	Barley.	Buckwheat.	Rice.	Tobacco.		
		No.	Woodland.												Other unimproved.	Dolls.								Dolls.	Dolls.
1	2	3	4	5	6	7	8	9	10	11	12	13	14	15	16	17	18	19	20	21	22	23	24		
1. <u>Thomas Menden</u>	40	40	200	50			2	2				15	275				75								
2. <u>Thomas Peff</u>	60	30	30	1500	100		3	1	1			27	375	214			100	15							
3. <u>Henry Lloyd</u>	20	10	20	300	50		4	3	5			8	450	46			200								
4. <u>Reuben Adams</u>	30		50	800	50		3	2	5	13	7	360					100	100							
5. <u>Reuben Adams</u>	12		48	300	50		2	3				9	270	26			50								
6. <u>Alford Adams</u>	70	20	10	2000	150		2	5	15	19	20	500	59				400	50							
7. <u>Walter Baker</u>	60	30	70	100			2	1				12	325	14			200								
8. <u>Casper Zimmerman</u>	50	25	50	1500	100		5	4	15	30	15	80	40				200								
9. <u>Samuel Crawford</u>	75			1000	100		2	2				26	203	50			300								
10. <u>Samuel Stridger</u>	6	40	74	1800	40		2	2				6	1270				100						15		
11. <u>Allen Chamberlain</u>	10	3	67	100	50		3					8	275				200								
12.																									
13.																									
14.																									
15.																									
16.																									
17.																									
18.																									
19.																									
20.																									
21.																									
22.																									
23.																									
24.																									
25.																									
26.																									
27.																									
28.																									
29.																									
30.																									
31.																									
32.																									
33.																									
34.																									
35.																									
36.																									
37.																									
38.																									
39.																									
40.																									
		433	128	449	10200	840	30	25	41	106	133	4159	399				1925	165					15		











State of Missouri, enumerated by me on the 28 day of June, 1870.

Joe B. Gill, Ass't Marshal.

YEAR ENDING JUNE 1, 1870.																										TOTAL VALUE.			
Cotton.	Wool.	Peas and Beans.	POTATOES.		Orchard products.	Wine.	Products of Market Gardens.	DAIRY PRODUCTS.			SEED.			Flaxseed.	Silk cocoon.	SUGAR.		Molasses.	BEES.		Forest products.	Value of Home Manufactures.	Value of animals slaughtered or sold for slaughter.	Estimated value of all farm production, including bet-terments and addi-tions to stock.					
			Irish.	Sweet.				Butter.	Cheese.*	Milk sold.	Hay.	Clover.	Grass.			Hoys.	Hemp.		Flax.	Maple.					Cane.	Wax.	Honey.	Dolls.	Dolls.
Bales (450 lbs.)	Lbs.	Bush.	Bush.	Bush.	Dolls.	Gallons.	Dolls.	Lbs.	Lbs.	Gallons.	Tons.	Bush.	Bush.	Lbs.	Tons.	Lbs.	Bush.	Lbs.	Hhds. (1,000 lbs.)	Gallons.	Lbs.	Lbs.	Dolls.	Dolls.	Dolls.	Dolls.			
25	26	27	28	29	30	31	32	33	34	35	36	37	38	39	40	41	42	43	44	45	46	47	48	49	50	51	52		
								150			7													250	80	1000	1		
	25		20		75			200			7													175	25	190	1160	2	
	100							500			2	2										4	50	60	64	365	1535	3	
	31		60					100																	37	20	140	4	
		30	10					100													18					88	385	5	
								100													14			20		15	500	6	
	30		15					300													120				30	120	740	7	
	24		15					100															240	25	25	70	474	8	
			10					100																100			344	9	
	60		25					100													60					70	454	10	
								50															20	15		280	200	11	
	50		40					200															30	15		280	745	12	
	80		50	5				200			7										50	8		60	60	270	1000	13	
	15		40		50			200			2							10	10					60		150	700	14	
	24							200																30	10	30	340	15	
			50	10				600			25												40	200		1050	2270	16	
			60					300			8													50		40	500	17	
	18		10					200															40	60	20	220	560	18	
								200			10													115		80	880	19	
			65					150																20		50	290	20	
	65							150																100	55	70	480	21	
	13		15					230																	15	50	280	22	
					15			400			35													100		1450	3520	23	
	130		15					400																		10	240	890	24
								150																60		40	270	25	
	50		60					300			3												100	60	60	85	480	26	
	20		20					600			50										8			30	10	300	1480	27	
								200																			25	170	28
	63		50	5				300															40		35	110	590	29	
	86		50					400																	60		350	950	30
	96		50					600																	45	90	130	985	31
	15		40					100																	90	12	30	445	32
	35		20					100			2														80	40	175	940	33
	21		40					50																	80	15	140	610	34
	100		30					600			2														300	80	790	2400	35
			15																		5				75			175	36
			20					300																			30	810	37
	14		20					100													10				20	40	230	38	
			50					300																	115		95	710	39
	90		20					500			12												40	10	30	125	140	700	40
	125	30	985	20	140			9830			142									10			354	22	610	2450	535	4898	3102

\* This will include only such cheese as is made upon the farm. Milk sent to cheese factories will be regarded as milk sold off the farm.



SCHEDULE 3.—Productions of Agriculture in Madison Township, in the County of Harrison, in the  
 Post Office: Leansville Mo



Name of Agent, Owner, or Manager.	ACRES OF LAND.			PRESENT CASH VALUE.		Total amount of wages paid during the year, including value of board.	LIVE STOCK, JUNE 1, 1870.								PRODUCE DURING THE YEAR.								
	Improved.	UNIMPROVED.		Of farm.	Of farming implements and machinery.		Horses.	Mules and Asses.	Milch Cows.	Working Oxen.	Other Cattle.	Sheep.	Swine.	Value of all live stock.	WHEAT.		Rye.	Indian Corn.	Oats.	Barley.	Buckwheat.	Rice.	Tobacco.
		Wood-land.	Other unimproved.												Spring.	Winter.							
	No.	No.	No.	Dolls.	Dolls.		Dolls.	No.	No.	No.	No.	No.	No.	Dolls.	Bush.	Bush.	Bush.	Bush.	Bush.	Bush.	Bush.	Lbs.	Lbs.
1	2	3	4	5	6	7	8	9	10	11	12	13	14	15	16	17	18	19	20	21	22	23	24
Muncey Lafayette	20	4	60	400	120	30	1	3	2	16	9	375	60				350	100					40
Zimmerman Geo.	30	40	90	600													100	140					
Davis Elezer	9	4	71	225	50	50	5	5	9	8	12	875				50							
Lowery Jonah	20	15	45	400	75		2	1		9	11	290	13			400							
Poslon Rees	30	20	50	750	150		5	1	1		2	515		25	10	100							
Bain John	40	55	10	1000	150	50	7	6	3	20	40	1100	50			500	100						
Baker Charles	30	30	40	500	25	30	1	2	4	8	9	11	690	25	10		300						
Bain Geo W	25	5	10	400	20		1			2		6	165	27			60	130					
Melton Mr H jr	35	9		850	125		2	2	1	10	7	335	23			40	30						
Bush Elezer	50	60	20	1250	80		4	3	2	3	12	12	600	30	15	10	100	100					
Oxford Jacob B	40	20		800	100	75	3	2	2	14	20	435		165		300	40						
Harrison David C	50	40		1000	150	20	2	2	3	18	15	490	20			500	200						
Johnson Otley	33	60	47	650	30	30	2	2		9	16	336				350							
Woodward John	70	110		2000	200	150	6	4	4	10	17	810	75	125		200	400						
Beardsley James A	180	80		3000	150		3	4	8		4	745	60	60		200	750						
Burns Benj. R	60	180		3000	150	75	3	4	4	30	2	545	120	60		400							
Lyalls William	70	145	40	1800	100	30	6	7	4	60	23	900	40	36		350	200						
Moss John Y	20	20	400	400	50	2	2		3	24	15	375	30	30		600							
Hickman Alfred	60	120		1500	150	75	6	5	6	37	25	950	20	70		400	100						
Graze William	45	75		1200	25	150		2	2		6	115		125		150							
George Howard	15	25		400				1			5	55				200							
Clark James	18	40		350	20	25	1	3	1		4	225	73			100							
Scott Amos	40	55	25	1200	100	25	2	3	2	27	8	490	35			600	100						
Bailey John	200	120		5000	200	360	9	5			26	1050	200	26		500							
Broughton Oliver T	10	30		200	25			2	1			85				300							
Pierce Samuel H	35	85		900	75	100	4	4	9	15	4	740		32		200	25						
Woodruff Evans	15	64		400	25		2	1			6	215				50							
Lucker Abraham J	80	81		2000	200	75	4	3	5	40	22	800	27	100		500	200						
Craig Andrew	35	45		750	20		1	2		15	9	280	30			200	200						
Hart Peter	25	55		625	50		2	1	1		5	275	48			500				6			
Lay William Sen	25	77		600	100		2	2		27	40	315				200							
Blythe & Bailey	36			700				1			18	3	65			240							
Robnett James	70	100		1500	125		3	5	3	35	13	690	100			500							
M <sup>o</sup> Elfish Upton	10	10		200	25	10	2	2	5	15	17	400				300							
Pierce Joseph	60	60		1200	150	180	2	6	5		11	580	60	90		200	150						
Buck Johnathan J	25	5	50	650	150		2	2	3	17	7	430		40		300	80						
Giltner Samuel A	30	50		750	75		2	1	1		18	380	15		30	300				5			
Baker Barnabas	30	10	60	600	40	15	2	3	2	7	8	400	15			300							
Bain Micajah	90	25		2500	200	35	3	4	8	1	20	20	1080		180			150					
Kimion John	90	35	90	2700	200		6	4	4	28	24	1000	17			1000	100						
	1856	2064	1258	44950	3650	1592	44	4	112	10	108	544	454	2001	1203	1159	50	11940	3295	11		40	

105  
497  
20201



State of Missouri, enumerated by me on the 8 day of July, 1870.

Jo. B. Hill, Ass't Marshal.

YEAR ENDING JUNE 1, 1870.

Cotton.	Wool.	Peas and Beans.	POTATOES.		Orchard products.	Wine.	Produce of Market Gardens.	DAIRY PRODUCTS.			SEED.			SUGAR.			BEES.		Forest products.	Value of Home Manufactures.	Value of animals slaughtered or sold for slaughter.	Estimated value of all farm produce, including betterments and additions to stock.							
			Irish.	Sweet.				Butter.	Cheese.*	Milk sold.	Hay.	Clover.	Grass.	Hops.	Hemp.	Flax.	Flax-seed.	Silk cocoons.					Maple.	Cane.	Molasses.	Wax.	Honey.		
Bales (450 lbs.)	Lbs.	Bush.	Bush.	Bush.	Dolls.	Gallons.	Dolls.	Lbs.	Lbs.	Gallons.	Tons.	Bush.	Bush.	Lbs.	Tons.	Lbs.	Bush.	Lbs.	Hds. (1,000 lbs.)	Gallons.	Lbs.	Lbs.	Dolls.	Dolls.	Dolls.	Dolls.			
25	26	27	28	29	30	31	32	33	34	35	36	37	38	39	40	41	42	43	44	45	46	47	48	49	50	51	52		
	40							250																			610		
			20																								110		
	30		20					500													20		25		160		410		
	14		100					50													100		18		50		400		
								125															100		35		325		
	80		20					600													10		75	20	80	130	835		
	15	1	20					200															40	24	75		450		
	10		10					100																		30	235		
	27		25					200				9													15	70	245		
	30		25					300														15	400	90	30	130	610		
	75							250														10	300	70		100	700		
	45		40					200															300		20	100	630		
	24							250																15		200	470		
	50		40		250			250			15												200	100	65	96	1280		
			50		15						75		15													380	1600		
	100	2	40		400			350			25					20						200	60		215	1540			
	120		30					500			25										12		125	20		190	1030		
	30							50																	25	110	550		
	50		25		50			300			8											31				230	900		
			20		40			200														6	5	300	260	200	920		
			40					150																		28	205		
								300																		40	225		
	40		20		10			300														35		30	50	140	700		
			75		15			400			100												50	1000		1270	2730		
			20					200															30			60	260		
	24		50		75			150			15											14		30	20	90	570		
								100																15		30	135		
	96		100		10			500			10											15	400	45	90	285	1235		
	36		30					200			7											20	10	300		30	85	500	
			20					300			7																50	500	
	50							200															50			35	90	320	
	15		15																							14	65	250	
	65		15		50			400			16											4	150		60	200	900		
	30							150																70		15	90	300	
	204	2	50					200			8												100	60		390	1057		
	25		20					200															30			25	60	407	
			80					100			8														20		40	375	
	22		40					300																50	30	30	120	425	
	80							200			3													50	100	75	205	715	
	57		10					400			20												50	10	100		50	300	1255
	<del>1464</del>	5	<del>1464</del>		875	40		9525			346		15			20				5	348	114	4210	4215	831	6304	26934		

\* This will include only such cheese as is made upon the farm. Milk sent to cheese factories will be regarded as milk sold off the farm.

1464 080 6299 26934



SCHEDULE 3.—Productions of Agriculture in Madison Township, in the County of Harrison, in the  
 Post Office: Cainsville Mo



Name of Agent, Owner, or Manager.	ACRES OF LAND.			PRESENT CASH VALUE.		Total amount of wages paid during the year, including value of board.	LIVE STOCK, JUNE 1, 1870.								PRODUCE DURING THE YEAR.									
	Improved.	UNIMPROVED.		Of farm.	Of farming implements and machinery.		Horses.	Mules and Asses.	Milch Cows.	Working Oxen.	Other Cattle.	Sheep.	Swine.	Value of ALL live stock.	WHEAT.		Rye.	Indian Corn.	Oats.	Barley.	Buckwheat.	Rice.	Tobacco.	
		No.	Wood-land.												Other unimproved.	Dolls.								Dolls.
1	2	3	4	5	6	7	8	9	10	11	12	13	14	15	16	17	18	19	20	21	22	23	24	
1 Brover John M	30	10	10	900	150		2	3		1		4	390	700										
2 Brover Ephraim H	40	15		1200	300		4	5		13	24	15	1200	65			400	40						
3 Bagley George I	30	30		750	100		5	2				3	580	55			200	100						
4 Lawhead Delilah	10	8	10	200				2		1	30	2	140											
5 Hadley Isaac R	35	7		900	100		3	2				15	370	11	130	17	200	35						
6 Thompson Robt G	60	40	60	1500	100		3	3		2	12	15	570				300							
7 Bann Oliver S	45	30	25	900	75		1	1		3		13	150			90	1000							
8 Bryant David D	20			500	75									25				360						
9 Bain Manlove	60	40	50	1500	75	90	4	5		10	12	30	750	30			1200							
10 Hall William	10	10	70	150	50	30	3	4		1		15	500			25	150							
11 McEllish Richd.	20	30		500	50		5	3			28	8	700	30			250	100						
12 Cochran Eli	60	70		1500	110		4	3		9		19	700		80	130	150	100						
13 Enloe John D, Sr	60	40		1500	125		4	2		1	20	11	475		50	400								
14 Solomon H M	50	25	23	1000	50	60	3	2				3	460				300	100						
15																								
16																								
17																								
18																								
19																								
20																								
21																								
22																								
23																								
24																								
25																								
26																								
27																								
28																								
29																								
30																								
31																								
32																								
33																								
34																								
35																								
36																								
37																								
38																								
39																								
40																								
		530	355	245	13000	1360	180	41	38	41	126	153	6985	316	210	312	4550	835						

26

57



State of Missouri, enumerated by me on the 11 day of July, 1870.

J. B. Dill, Ass't Marshal.

YEAR ENDING JUNE 1, 1870.																									TOTAL VALUE.			
Cotton. Bales (450 lbs.)	Wool. Lbs.	Peas and Beans. Bush.	POTATOES.		Orchard products. Dolls.	Wine. Gallons.	Produce of Market Gardens. Dolls.	DAIRY PRODUCTS.			SEED.			SUGAR.			BEES.		Forest products. Dolls.	Value of Home Manufactures. Dolls.	Value of animals slaughtered or sold for slaughter. Dolls.	Estimated value of all farm production, including betterments and additions to stock. Dolls.						
			Irish. Bush.	Sweet. Bush.				Butter. Lbs.	Cheese* Lbs.	Milk sold. Gallons.	Hay. Tons.	Clover. Bush.	Grass. Dush.	Hops. Lbs.	Hemp. Tons.	Flax. Lbs.	Flax-seed. Bush.	Silk cocoons. Lbs.					Maple. Lbs.	Cane. Hhds. (1,000 lbs.)	Molasses. Gallons.	Wax. Lbs.	Honey. Lbs.	
25	26	27	28	29	30	31	32	33	34	35	36	37	38	39	40	41	42	43	44	45	46	47	48	49	50	51	52	
		1	40					200			5												15		45	300	1	
	50							300			22								40		30		80		40	120	680	2
								100			4										16		40		80		340	3
	60		20					300			2										10		20	40	125		590	4
	30							200													30		90	30	30		205	5
	140										2										40				40		290	6
			40					60													16				50		660	7
																											700	8
	40		30					300			3										80		90	40	425	1380	9	
			15					400																	60		280	10
		2	20					200			4										40		40		150		600	11
																											500	12
		1	125					300			3										60		100	120	550	1240	13	
	15		20					200			3										60			15	100		590	14
			50					200			3												20		40		385	15
																												16
																												17
																												18
																												19
																												20
																												21
																												22
																												23
																												24
																												25
																												26
																												27
																												28
																												29
																												30
																												31
																												32
																												33
																												34
																												35
																												36
																												37
																												38
																												39
																												40
	335	4	360					2460			44							40		382		180	435	165	1815	8440		

\* This will include only such cheese as is made upon the farm. Milk sent to cheese factories will be regarded as milk sold off the farm.











SCHEDULE 3.—Productions of Agriculture in Marion Township, in the County of Harrison, in the  
 Post Office: Leansville Mo



Name of Agent, Owner, or Manager.	ACRES OF LAND.			PRESENT CASH VALUE.		Total amount of wages paid to the farm hands including value of board.	LIVE STOCK, JUNE 1, 1870.								PRODUCE DURING THE YEAR.									
	Improved.	UNIMPROVED.		Of farm.	Of farming implements and machinery.		Horses.	Mules and Asses.	Milk Cows.	Working Oxen.	Other Cattle.	Sheep.	Swine.	Value of all live stock.	WHEAT.		Rye.	Indian Corn.	Oats.	Burdley.	Buckwheat.	Rice.	Tobacco.	
		No.	Wood-land.												Other unimproved.	Dolls.								Dolls.
1	2	3	4	5	6	7	8	9	10	11	12	13	14	15	16	17	18	19	20	21	22	23	24	
1 West Henry Co	7	28		300	30				1	2			8	175				100						
2 Williams Andrew	16	64		400	25		3		1				7	415	30									
3 Coile John	75	30	70	2250	150		1	2	3				10	480	54			100						
4 Curtis Charles Co	24	200		800	100		3		2			9	9	415	15			100						
5 Miller Charles Co	50	10	55	1200	200		2		4		3		24	650	60			150	200					
6 Lacy John	40	3	5	500	30		2		2		1	6	12	300	7			200	100					
7 Brewer James B	55	23	85	2200	300		5		7		2	100	11	1000	40			1000	100					
8 Canaday John	70	100	162	2800	250	100	3	2	6		9	22	22	1215	24			650	185					
9 Staley George Co	90	80	50	3000	300	170	4		2				10	700	165			600	450					
10 Shirley Moses	140	170		6000	300	100	7		6		17	64	35	2000	240			1000	1000					
11 Shirley John	35	40	5	700	30		3		1	1	10	7	420	75			60							
12 Hampton William B	30	25	20	700	50		2		4		3	21	15	550	10			300	100					
13 Guist Jacob	80	80		2000	200	200	3		6		2	8	33	740			300							
14 Saunders Aaron	35	25	65	800	150		4		5		4	25	16	650	125			200	100					
15 Bracken James	60	40	60	1500	150		3	1	4		2		8	660	100			600	100					
16 Bandy Paschal	110	60	40	4800	400	75	7		5		40	65	16	2110	140		50	600	350					
17 Newill Henry H	70	30	110	1800	200	25	4		4		3	35	26	825	70			500	200					
18 Scott Moses	30	10	45	700	175		5		4		3	30	8	660	40			600	50					
19 Wise Joseph	80	20	120	2000	300	100	6		5		7	15	30	1100	150			1200	200					
20 Brinigar Michel	45	15	60	1200	75		3	1	1				6	560	50			300	50					
21 Cullen William F	35	40	125	800	150		4		1	1	35	2	400	57			300	100						
22 Spain Thomas R	114	30	46	3000	300		10		8		12	30	30	1500	97			1000	200					
23 Grimstead Thomas	30	40	5	800	100		2		2			13	7	300	20		20	200						
24 Coons Noah	45	30	25	2500	75		2		3			15	8	300	58			300	20					
25 Johnston James	40	30	46	800	30		2		3		2		6	335	38			200	120					
26 McLane Michel	20	76		500	75		2		2				10	275	30			50	100					
27 Deputy Wm B	63	40	60	2400	200		2		3			16	3	475	40			300	100					
28 Moore John W	20		15	1750	200		3		2		2		5	850	20			300						
29 Litch Horace	140	50	120	7000	200	150	2		2				14	320	125			1200	450					
30 Needham Wm B	40	15	109	1100	40		3		1					260				1000	100					
31 Jones Seander	160	66		4800	300	300	7	4	10		18	30	70	2365	90			2000	300					
32 Kinhead John M	65	45	15	1600	225		3		2			28	8	435	70			300	150					
33 Brynner Sho H	33			1000	50	60	8		2					770	60				300					
34 Hall Joel	80	20		2400	50	30	2		1				7	330				100	200					
35																								
36 Brown Osburn	10			1000	150		3		2				3	410				250			7			
37 Loy Willis S	42	20		2200	200		5		2		3		4	600				500	100					
38 Richardson Wm H	150	100	150	3750	350	200	2		4		50	20	23	2055	60		10	300	200					
39 Richardson Wm H	46	30	64	920														100	50					
40 Hammers Geo W	60	175	40	1500	100	60	7	2	4		4	40	15	1130	138			500	200					
		2335	1860	1442	4550	650	1516	139	12	12	2	189	634	528	28425	2290	80	19360	5945		4			









SCHEDULE 3.—Productions of Agriculture in Marion Township, in the County of Harrison, in the

Post Office: Cainsville Mo

Name of Agent, Owner, or Manager.	ACRES OF LAND.			PRESENT CASH VALUE.		Total amount of wages paid during the year, including value of board.	LIVE STOCK, JUNE 1, 1870.								PRODUCE DURING THE YEAR.								
	Improved.	UNIMPROVED.		Of farm.	Of farming implements and machinery.		Horses.	Mules and Asses.	Milch Cows.	Working Oxen.	Other Cattle.	Sheep.	Swine.	Value of all live stock.	WHEAT.		Rye.	Indian Corn.	Oats.	Barley.	Buckwheat.	Rice.	Tobacco.
		No.	Wood-land.												Other unimproved.	Dolls.							
1	2	3	4	5	6	7	8	9	10	11	12	13	14	15	16	17	18	19	20	21	22	23	24
1 Crinstead James	90	100	310	2700	250	100	8		7		18	30	27	1500	65			500	325				
2 Fitzgerald John	40	8		1000	100		6		5		9	27	22	1160	66			400	110				100
3 Yeach Mary S	30	10	130	750	75	25	2		1		1		16	400	7			400	100				
4 Bryant Alexander	70	13	50	2100	250		2		1				6	365	13			300	300				
5 Nevill George W	80	27	20	2400	150	50	4		5		25	20	27	1400	100			800	150				
6 Hammons Jubille	90	95	27	2700	150		4		2		14	17		635	50			100					
7 Smith James	45	29	34	1500	150		4	5	3		2	30	10	1080	230		35		100				
8 Jenkins Martin	25	105		700	150		2	2	2			15	6	525	140			100					
9 Cropfield Mahlon	47	40	20	1200	200		2	4	3		2		10	900	35		40	100	100				
10 Richardson Paschal	60	45	22	2400	100	25	7		2		6	15	20	890	60			300	130				
11 Richardson James M	60	35		1500	200	30	2		3		4		20	565	87			600	150				
12 Brenton Nancy	70	40	90	1400	150		5		1		1	38	6	650	102			400					
13 Wardrip Nathaniel H B	45	50		1000	125		4		2		3		8	625	87			600	150				
14 Fowler Wm N	60	32	71	1500	175		5		6		14	15	12	1150	60			600	200				
15 Brooks Jeremiah B	50	40	52	1200	150		4		6		4	10	11	700	45		30	500	148				
16 Brooks J A	20	40	148	1200	125		5	2	2		21	33	10	970				500					
17 Shook William	80	35	40	2000	150	60	7		7		15	14	14	1250	123			500	150				
18 Poush John C	100	65		4800	200	75	3		3			7		430	360			1000	100				
19 Poush Jacob	40			1200	150	25	4		2			12	5	475	70			500	60				
20 Cole George H	60	10	30	1500	300		5		4			8		680	50			150	200				
21 Livergood Chris	45	30	66	1200	150		7		3		1	20	10	1000	1180			600	85				
22 Whittig William	60	40	100	1800	125		8		5		1	100	18	1225	170			400	150				
23 Deputy Solomon	75	25	67	2000	100	100	2		3		1	25	11	430	175			400	100				
24 Warnick John	25	20	76	625	100		3		3		2	58	12	525	50			400	125				
25 Delong F M X	17	3	23	400	125		9		3		1	11	3	375	35			100					
26 Wardrip Younger J	60	20	41	1800	150		5		2		6	10	10	780	87			600	100				
27 Coash Richard	100	40	190	3000	300	50	7		7		19	13	20	1400	200			1200	400				
28 Martin William D	60	40	20	1500	200		8		4		3	1	10	1070	250			500	200				
29 Weymer Edward H	60	40	100	1500	200	100	4		2		2	10	3	925	150			200	100				
30 How Henry Sen	75	20	45	2000	200		4	2	4	2	4		20	975	250			1000	300		10		
31 Kopp John W	30	5	85	900	50		2		2			4	9	350	54			150	80				
32 Greenawald Isaac	65	12	105	1800	300		8		3		4	40	13	700	123			300	300				
33 King Leon	9	15	56	250	50		1		4		1	10		175									
34 Poush John	80	20	40	2400	50		7		5		2		12	430	165			400	150				
35 Smith Carl S	60	35	100	1800	150		3		1			6	5	480	60			700					
36 Burns James R	65	60	115	1600	150	60	8		1		3		11	1210				200	40				
37 Johnson Opleung	60	40	40	1500	50	75	1		1			4	20	200	35			600	60				
38 Hurd James A	80	40	80	2000	150	100	5		3		18		21	1200	280			400					
39 Little Wilson S	70	55	50	1500	100	40	2		1			18		400	46			200	100		5		
40 Smith W R	37	20	43	1000	150		6	4	3			4		1180									

2355  
 1399  
 2454  
 6332  
 915  
 198  
 19  
 12  
 12  
 193  
 588  
 469  
 31850  
 5060  
 105  
 16400  
 4463  
 15  
 100



State of Missouri, enumerated by me on the 26<sup>th</sup> day of Sept, 1870.

J. B. Dill, Ass't Marshal.

YEAR ENDING JUNE 1, 1870.

Cotton.	Wool.	Pens and Beans.	POTATOES.		Orchard products.	Wine.	Produce of Market Gardens.	DAIRY PRODUCTS.			SEED.					SUGAR.			DEER.		Forest products.	Value of Home Manufactures.	Value of animals slaughtered or sold for slaughter.	TOTAL VALUE.						
			Irish.	Sweet.				Butter.	Cheese.*	Milk sold.	Hay.	Clover.	Grass.	Hops.	Hemp.	Flax.	Flax seed.	Silk cocoons.	Maple.	Cane.					Molasses.	Wax.	Honey.			
																												Dolls.	Gallons.	Dolls.
25	26	27	28	29	30	31	32	33	34	35	36	37	38	39	40	41	42	43	44	45	46	47	48	49	50	51	52			
	100		15		25			400			1											10	20	300	100	565	1450			
	90		20					400														18				330	925			
			10					100														40		30		110	500			
		3	150		100			100			14													250			850			
	60		10					200			2															200	900			
	50				50			250																25	340	50	100	850		
	80		25		12			300														60	50	20	80	100	600			
	40		20					200																	350	40	150	800		
	60		15		20			300			5											20	50	100		200	700			
	60		25		80			200			30													100	60	130	900			
								200																100	75		275	800		
	13	2	20					100														20				15	140	600		
	60		10		15			200																			160	600		
	60		60		10			500			3														40	60	300	1000		
	70							500			5											16	70	20	75	240	900			
	75		30					200			30													600	100		740	1300		
	45		50					500															50		40	300	1000			
			30		12			500			20											22		50		130	1400			
	35		30					200			1														25	35	50	500		
			30		5			800	100																		40	900		
	48	1	40					300														18	60	60		240	900			
	150		15					400														30	75			100	775			
	100	2	25					300			2														100	150	875			
	75		20					300																	15		130	600		
	30		20					300																			60	250		
	40	1	20					200			4															35	250	800		
			20		10			400			20											14					250	1500		
	60		15		10			300			8														25	60	350	1100		
	56		50					300			15												20	200		50	125	825		
			25					300																40		50	310	1400		
	10		15					200																		15	10	150	400	
	100		30					300			4														40	100	575	1225		
	40		10					300																			75		350	
			10					500																		300		900		
			20					100			3															100		600		
	20		20					100																		300	20	125	675	
			70					100			15																	120	630	
	350							300			15															100		425	1300	
								100																			30		50	400
								300																			285		450	
	1944	9	945		349			1850	100		194												3	501	30	1480	2150	930	4640	32430

\* This will include only such cheese as is made upon the farm. Milk sent to cheese factories will be regarded as milk sold off the farm.







State of Missouri, enumerated by me on the 3<sup>rd</sup> day of Oct, 1870.

John B. Dill, Ass't Marshal.

YEAR ENDING JUNE 1, 1870.

Cotton. Bales (450 lbs.)	Wool. Lbs.	Peas and Beans. Bush.	POTATOES.		Orchard products. Dolls.	Wine. Gallons.	Produce of Market Gardens. Dolls.	DAIRY PRODUCTS.			SEED.					SUGAR.			BEES.		Forest products. Dolls.	Value of Home Manufactures. Dolls.	Value of animals slaughtered or sold for slaughter. Dolls.	TOTAL VALUE. Dolls.				
			Irish. Bush.	Sweet. Bush.				Butter. Lbs.	Cheese* Lbs.	Milk sold. Gallons.	Hay. Tons.	Clover. Bush.	Grass. Bush.	Hoys. Lbs.	Hemp. Tons.	Flax. Lbs.	Flax-seed. Bush.	Silk cocoons. Lbs.	Maple. Lbs.	Cane. Hhds. (1,000 lbs.)					Molasses. Gallons.	Wax. Lbs.	Honey. Lbs.	
25	26	27	28	29	30	31	32	33	34	35	36	37	38	39	40	41	42	43	44	45	46	47	48	49	50	51	52	
								300													10		25	60		100	425	
	65		35		10			400															300	75	65	110	700	
	60		15					100															60			100	250	
			50					300																		200	500	
	30		10					200															75	50	30	175	600	
			20					600																		250	800	
	40		100					300																10		170	575	
	40							400																100		380	1100	
			50		20			700			40												100	500	500	2700		
	60		10		30			300			4										80		130	60	190	1765		
			50					200															100	60		200	800	
	150		40		20			400			15										25					260	1100	
	30		20					100													40		280	30	30		550	
	100		15		100			400			5														25	230	700	
			20					400			8															1275	2000	
	160		50		100			700			15										80		100	240		3130	5700	
			20		60			300			5													50		130	875	
	1800		20		500			700			10		5								60		240		615	2970		
	150		30		100			500													15		130	40	140	380	1300	
	60		20		10			400													60		180	60	190		925	
	20		10					100													28		30	180	25	300	625	
	60		20					400			5												200		150		800	
	100		50	5	20			400			15										60		100	225	100	250	1300	
	40				25			400													20		100	30	40	250	950	
			100					400																		150	300	
	120							700													20		100	20	110	100	700	
			20		25			200			12												50	20		150	800	
	80							300			1												100	60	75	160	600	
	40		30					200													25		100	40	225		775	
	50		25					300			8										20			50	150		650	
			20		150			300			10												50	40		200	800	
	80		20		75			300			10												50	10		310	875	
	82		30					400																76		350	1100	
	50		300		20			400			6										30		130		175		900	
								100			4															140	525	
	50		40					100			2										30		20	50	100		500	
	40		20					200			6										13		10	40	220		700	
	40		10		100			300			5		1								70		100		340		950	
	98		40		10			400															150	30		400	1490	
			20					200																	75		310	600
	3695		1330	5	1345			13900			180		6							486		1660		915	13165	41275		

\* This will include only such cheese as is made upon the farm. Milk sent to cheese factories will be regarded as milk sold off the farm.







State of Missouri, enumerated by me on the 4<sup>th</sup> day of Oct, 1870.

J. B. De, Ass't Marshal.

YEAR ENDING JUNE 1, 1870.

Cotton.	Wool.	Fens and Beans.	POTATOES.		Orchard products.	Wine.	Produce of Market Gardens.	DAIRY PRODUCTS.			SEED.			SUGAR.			BEES.		Forest products.	Value of Hone Manufactures.	Value of animals slaughtered or sold for slaughter.	TOTAL VALUE.									
			Irish.	Sweet.				Butter.	Cheese.*	Milk sold.	Hay.	Clover.	Grass.	Hoys.	Hemp.	Flax.	Flax seed.	Silk cocoons.					Maple.	Cane.	Molasses.	Wax.	Honey.	Dolls.	Dolls.	Dolls.	
																															Bales (50 lbs.)
25	26	27	28	29	30	31	32	33	34	35	36	37	38	39	40	41	42	43	44	45	46	47	48	49	50	51	52				
					25			100			6	1								35					425	917	1				
			7		60			300			8											100	100		200	1450	2				
			10					200			1											50			40	800	3				
	35	150						100																40	30	100	240	4			
	75	35			10			600																40	75	110	673	5			
	40	50						300			6															100	350	6			
	50	25						500			6													40		300	850	7			
	50	15						300			2										40			75	150	525	8				
	26	25	7					200													30		70	25	175	600	9				
	27	30						200													25		20	30	160	450	10				
	28	20						100													100			30	110	350	11				
	80	100	50					600			6										20		100	75	80	215	1125	12			
		20	200					200			3													190		110	900	13			
		20						200																50		60	300	14			
	110	15						400			5										150		75	110	375	1900	15				
	105	40						500			10										120		50	250	60	600	1800	16			
	13	15						300													8		40	15	15	190	600	17			
	50	2	20					300			1										25		35		310	1100	18				
	100	25						200																		65	400	19			
	25	15						200			10	2									20		80	25	225	750	20				
	200	30						400													35		100	20	115	900	21				
		100	100					200													30			100		170	900	22			
		25						200			25										70					150	1000	23			
		15						700			4													200		300	1200	24			
	30	30						100																25		90	200	25			
	150	20						200																25	100	100	650	26			
								300																200			300	27			
		25						900			4	1												20		350	2175	28			
	110	50	10					200			3										40		65	40	180	300	29				
	30	15						100													13			50		75	300	30			
		25						500			3													80		100	700	31			
	160	20						600			25													25		650	1800	32			
	140	50						500																60		350	1400	33			
	100	25						200			4	1									70			80		375	1100	34			
		20						200																	20		690	1400	35		
	180	30						300			20													10		400	900	36			
	120	30						300			1										15		150	25	290	1000	37				
	30	20						300													12			200	30	700	1430	38			
	35	50						300																100	100	425	1100	39			
																												40	40		
2001		4		1285		455		12300		153		5								5		815		2200		425		9520		40200	

\* This will include only such cheese as is made upon the farm. Milk sent to cheese factories will be regarded as milk sold off the farm.



SCHEDULE 3.—Productions of Agriculture in Marion Township in the County of Harrison, in the  
 Post Office: Cainsville Mo



Name of Agent, Owner, or Manager.	ACRES OF LAND.			PRESENT CASH VALUE.		Total amount of wages paid during the year, including value of board.	LIVE STOCK, JUNE 1, 1870.								PRODUCE DURING THE YEAR.								
	Improved.	UNIMPROVED.		Of farm.	Of farming implements and machinery.		Horses.	Males and Asses.	Milk Cows.	Working Oxen.	Other Cattle.	Sheep.	Swine.	Value of All Live Stock.	WHEAT.		Rye.	Indian Corn.	Oats.	Barley.	Buckwheat.	Rice.	Tobacco.
		No.	Wood-land.												Other unimproved.	Dolls.							
	No.	No.	No.	Dolls.	Dolls.		Dolls.	No.	No.	No.	No.	No.	No.	Dolla.	Bush.	Bush.	Bush.	Bush.	Bush.	Bush.	Bush.	Lbs.	Lbs.
1	2	3	4	5	6	7	8	9	10	11	12	13	14	15	16	17	18	19	20	21	22	23	24
Mc Cormick George	12	68		300	50		4		2		1		7	550	10			50					
Underwood Sarah	4	10		800	100		2		2		1	7	2	320	5			300					
Giffon Orlando	66	34		150	35		1		1		1	4	1	240	15			60					
Leuke Albert	22	4	58	600	15		2		2			12	12	300	20		14	200					
Young James	15	20	5	400	25		2		2			10	9	300				350					
Tull John	40	20	100	800	100		5		4		2	16	18	700	60			200					
Briggs Benj B	26	14		400	100		2					2		350									
Smith P. W. C.	30	15	75	700	125		4		5		3		9	700				300					
Shelton William J	50	50	35	1000	100		5		2		3	15	6	600	35			500	100				
Young John P	15	10	95	350	50		2		1			9	3	275				300					
Raney John	70	60	70	1700	150		6		4		2	40	18	910	148			1000	100		25		
Simpson Susan	140	30	124	1000	75		3	1	3		1	30	9	600	50			300					
Potter David	10	5	25	200	75		2		2		1	15	11	450	30			150					
Jackson George	40	40	160	800	150	75	3		3		15	40	16	975	75			500	100				
Marlow James	35	40	5	700	200		4		2		3	20	4	475	50			500	200				
Harris Thomas R	20	60		400	200		4		4		6	24	13	725	20			200					
Rhoads Franklin	15	35		300	150		2		4		1	6	6	450				200	100				
Moore Theodore H	50	40	70	1000	50		4		7			2		860	34			100					
Kinder Levi	150	70	19	3500	350	50	7		4	10	9	35	20	1900	57		40	600	100				
Wooden Stephen sr	65	10	91	1400	125	30	5		4		5	35	24	1100	140			800	150			600	
Conis David P	80	90	430	2000	400	150	3		4		3	26	30	775	50			800	150				
Harris William C	14	32	10	300	35		4		2			10	4	475	20		12	200					
Smith George H	20	40	60	500	150		2		3		2	6	10	550				100					
Shackleton Mary	30	110	453	750	120		4		2	6	2		20	840	160			100					
Pearson Andrew J	25	60	20	600	100		4		3		1	13	5	550	34			400	50				
Pearson George W	40	35	124	1500	100		8		4		1	16	7	700	70		10	600	175				
Miller Benj F	30	6	50	750	120		2	7	1		2			275	80			100	200				
Crabill John	60	100		1800	150	50	3		4		6	18	11	850	80			600	100				
Brooks Calvin C	60	160	80	1300	30		2						9	300	73			300	100				
Beikes Thomas	35	15	5	800	100		3		2		3	21	8	335	30			500	100				
Smith John A	40	45		900	200		6		6			24	20	1125	50			600					
Sancher Samuel R	20	12	60	500	50		2		1		1	4	15	275	60			200	90				
Sancher James	20	13	60	600			2				4		3	200	60			200	90				
Ashby Edward S	34	3	6	700	100		2		1					185				150					
Gill Patrick Jacob	60	25	100	1800	150	75	3	4	4		5	35	8	750	100			1200	375				100
Mitchell David S	40	15	40	1200	150	50	4		1	2		6	6	500				300					
Mumma Jeremiah	90	24	90	2000	500	200	4		1	7		12	7	700	82		84	700	250		30		
Clark John W	35	80	85	700	35		2		1					225				100					
Strickland Elmer	40	15	80	1200	60		2		2			5	10	300	900			600					100
Miller James A	30		50	750	75		1		1				5	215	40			200			30		
		1618	1518	2440	124150	680	124	3	101	16	84	151	296	22105	2664	160		14560	2530		55		800



















YEAR ENDING JUNE 1, 1870.


Cotton.	Wool.	Peas and Beans.		POTATOES.		Orchard products.	Wine.	Produce of Market Gardens.	DAIRY PRODUCTS.			SEED.			Flax.	Flax-seed.	Silk cocoons.	SUGAR.		Molasses.	BEES.		Forest products.	Value of Home Manufactures.	Value of animals slaughtered or sold for slaughter.	TOTAL VALUE.			
		Bales (150 lbs.)	Lbs.	Bush.	Bush.				Bush.	Dolls.	Dolls.	Dolls.	Lbs.	Lbs.				Gallons.	Tons.		Bush.	Bush.					Lbs.	Tons.	Lbs.
25	26	27	28	29	30	31	32	33	34	35	36	37	38	39	40	41	42	43	44	45	46	47	48	49	50	51	52		
1	100								300		10									15		48		20	45	500	1		
2																											300	2	
3											5															40	250	3	
4			20						75																	200	450	4	
5																											100	5	
6			15						50																	20	200	6	
7			20						10																		56	400	7
8			10						100																		40	300	8
9									100												5				8	40	200	9	
10			10						50																	25	300	10	
11			15						150																		70	400	11
12			10						50																			200	12
13	103		50						250																		200	300	13
14	49		25						100																		75	200	14
15	3000		100						300		289														50	200	800	15	
16			30						100		16										10					50	20	16	
17	200		100		100				300												12	12	100			120	800	17	
18																												100	18
19	56		15						100		1										6					60	250	19	
20	85		97						100												80					100	500	20	
21	60		55						50												20				30	200	400	21	
22			25		20				100		4															50	200	22	
23	80		15		8				150		2																70	300	23
24	10								50																		40	400	24
25	124		5						100		1										40					64	400	25	
26			15						25												50					80	300	26	
27	60								50																	10	200	27	
28			40																		60					48	400	28	
29	66		30		30				100		4															100	600	29	
30			60						100												10						32	200	30
31	70		15		15				30																		25	300	31
32			30						100																		40	500	32
33	47		50						500		2														30	50	400	33	
34	100								50																			200	34
35									50																		16	300	35
36	1	7	40						200																		80	400	36
37	15		20		23				50												15					15	200	37	
38	18		15																		15						24	200	38
39	57		16						100												35				30	60	400	39	
40																													40
	4294		948		196				3630		384									417	12	148			168	2306	13470		
1	4295		948		196				3640	300	334									423	12	148			168	2315	13270		

\* This will include only such cheese as is made upon the farm. Milk sent to cheese factories will be regarded as milk sold off the farm.



SCHEDULE 3.—Productions of Agriculture in Sugar Creek, in the County of Harrison, in the

Post Office: Bethany Mo



Name of Agent, Owner, or Manager.	ACRES OF LAND.			PRESENT CASH VALUE.		Total amount of wages paid during the year, including value of board.	LIVE STOCK, JUNE 1, 1870.								PRODUCE DURING THE YEAR.								
	Improved.	UNIMPROVED.		Of farm.	Of farming implements and machinery.		Horses.	Mules and Asses.	Milk Cows.	Working Oxen.	Other Cattle.	Sheep.	Swine.	Value of ALL live stock.	WHEAT.		Rye.	Indian Corn.	Oats.	Barley.	Buckwheat.	Rice.	Tobacco.
		Woodland.	Other unimproved.												Spring.	Winter.							
No.	No.	No.	Dolls.	Dolls.	Dolls.	No.	No.	No.	No.	No.	No.	No.	Dolls.	Bush.	Bush.	Bush.	Bush.	Bush.	Bush.	Bush.	Lbs.	Lbs.	
1	2	3	4	5	6	7	8	9	10	11	12	13	14	15	16	17	18	19	20	21	22	23	24
1 Mr. Febril				5			1	1	1	9	9	125				75							
2 James Turill					5		1	1	1	4	2	125	45			75							
3 Margaret Hutson	20	40	20	600	30		9	9	9	25	20	300		25		100	20						
4 Catharine Witt	25	25	30	500	10		3	2	2	20	10	300	4		33	100							
5 Louman Allen	18	42	20	1000			2	1	3			150											
6 Francis Brunell	150	290		5000	300		6	2	6	19	90	19	1570	86			1000	358					
7 Rufus Shumaker	15	65		900	15		4	1	2		10	250	90			25	150						
8 Walker Hain	25	5	8	2000	100		2	1	12	16	24	500	23			900	30						
9 Joseph Frazier					15		2	2	1	1	23	500	13			100	159						
10 The Orain	120	40	85	4000	200		14	2	4	17	35	20	900	50			30						
11 The Pilcher	50	15	30	1500	50		3	2	6	30		250				150	100						
12 Clifford Parker	40	35	80	9100	100		5	2	3	6	18	700		147		200							
13 Edmund Kelly	40			400	10		2	2	2	2	9	100				100							
14 John Orton	20	30	30	800	10		2	1	1	8	10	250				200							
15 James Lemmer	120	62	82	5000	100		4	7	4	30	12	600	50			600	300						
16 Patrick Christoph	20	60		1000	15		3	3	8		13	300				300							
17 Mr. Night	40	60	20	1000	10		2	2	6	18	10	300	60			200	50						
18 Joseph Degolia	80			1600	150	144	3	3	3	30		15	1300		54		1000	215					
19 John McCullo	80			1000	25		2	3	1	6	350												
20 Mr. Brown	100	60	60	2500	200		12	3	3	30	30	1000				500	380						
21 Mr. Wiley	40	100		1080	50		3	2	2	8	30	500	30			300	50						
22 Mr. Johns	55	200	128	3800	150		4	5	13		32	400	30	78		300	45						
23 Washington Meldon	120	40	40	4000	300		11	5	25	60	25	900				1500	1000						
24 Mr. Price	100	7	60	9340	75		9	1	4	8	16	26	800	26		500	227	90					
25 Solomon Basson	60	7	36	1500	100		5	2	7	22	30	475				150	104						
26 Wm. Stow	15	30	35	1000	120		3	4	5	29	9	400	44	20		300							
27 Jack Meldon	120	20		2500	300		7	4	12	20	24	900				1000							
28 Mr. Heard							3					225	50			20	100						
29 John May					50		4	3		10	10	400				200							
30 Ann Lancaster					100		2	2	1	1	1	300		30		100	50						
31 Ed Railbank	20	30	10	500	75		2	2	2	15	13	300	18			200	100						
32 Ann Terry	30	50		800	20		30	1	1	9	900					100	50						
33 Sally Davison	160	30	259	4000	150		2	2	2	8	14	800				1000	300						
34 W. Larson	30	25	25	1000	50		2	1	1	10	7	400				250	100						
35 Chubbi Stacy	40	4	36	1200	29		5	2	2	14	96	400	20			400	200						
36 James Danam	90	15		1924	40		6	3	2	12	13	500	20			200	106	6	8				
37 Martha Mangel					20			1	1	12	50	20				100							
38 John Merriam	70	50		3000	75		6	2	2	5	15	600	60			50	140						
39 Mr. Ellinger					15		2				1	250		20		150							
40 Square Chinger	20		25	1000	15		2	1	2	9	250	20			200								
1893 1477 1119 61648 3024 144 185 18 99 225 531 59 714 50 699 314 33 12075 4334 96 8																							
1903 1477 1119 61648 3024 144 185 18 99 225 531 637 19450 699 314 33 12075 4334 96 8																							



YEAR ENDING JUNE 1, 1870.																																TOTAL VALUE.	
Cotton. Bales (450 lbs.)	Wool. Lbs.	Peas and Beans. Bush.	POTATOES.		Orchard products. Dolls.	Wine. Gallons.	Produce of Market Gardens. Dolls.	DAIRY PRODUCTS.			SEED.				SUGAR.			BEES.		Forest products. Dolls.	Value of Home Manufactures. Dolls.	Value of animals slaughtered or sold for slaughter. Dolls.	Estimated value of all farm produce, including bet- terments and addi- tions to stock. Dolls.										
			Lish. Bush.	Sweet. Bush.				Butter. Lbs.	Cheese.* Lbs.	Milk sold. Gallons.	Hay. Tons.	Clover. Bush.	Grass. Bush.	Hops. Lbs.	Hemp. Tons.	Flax. Lbs.	Flax-seed. Bush.	Silk coccons. Lbs.	Maple. Lbs.					Cane. 1000 lbs.	Molasses. Gallons.	Wax. Lbs.	Honey. Lbs.						
25	26	27	28	29	30	31	32	33	34	35	36	37	38	39	40	41	42	43	44	45	46	47	48	49	50	51	52						
1	12							50																			12	24	150	1			
2	9		8					50																			10	25	300	2			
3	60		8					100																			20	20	200	3			
4	31		8					100																			30	50	300	4			
5			30																										50	5			
6	200		50		50			250	50		20		10														100		300	100	600	6	
7			25																									30		10	200	7	
8	24		25					20																			10		40	200	8		
9			13					25																			4		35	200	9		
10	80		25					50	25		8																83		20	50	200	10	
11	50		40					25			1																20		20	64	200	11	
12								50			2																		42	400	12		
13	16		20					100			1																	9	180	16	15	200	13
14	25		15					50																			10		25	20	100	14	
15	80		50		100			100			10																10	24		80	400	15	
16								50			5																		50	200	16		
17			50					140			12																		120	200	17		
18			20					100			2																		25	200	18		
19			50					120																					20	200	19		
20	80							150																					50	400	20		
21	29		15					50																					15	56	300	21	
22	90							300			10																		32	400	22		
23	100		20					150			12																		65	1000	23		
24	60		25					200			20																		40	50	400	24	
25	65		40					100			4																	30		15	30	300	25
26	18		10					250																				60		50	60	300	26
27	80		20	6				200			10																	40	100		100	500	27
28			20								3																				100	28	
29			10					100																						50	300	29	
30			80					80																				10		25	300	30	
31	20		20					50																				15		15	200	31	
32			13					25																				20		20	100	32	
33	<del>20</del>		25					100			10																		40		60	400	33
34	28		16					50																				15		32	200	34	
35	20		20					100	30																					56	300	35	
36	40							100			2																			40	500	36	
37			15					50																						20	200	37	
38	20		300					100																						40	300	38	
39																														20	200	39	
40								50																						25	100	40	
	1257		1086	6	150			3585	105		132		10														725	19	304	573	1696	11300	
	1257		1086	6	150			3585	105		132		10														725	19	304	573	1696	11300	

\* This will include only such cheese as is made upon the farm. Milk sent to cheese factories will be regarded as milk sold off the farm.







*Mo*

*29<sup>th</sup>*

*July*


*S. S. Wendell* Ass't Marshal.

YEAR ENDING JUNE 1, 1870.

Cotton. Bales (49 lbs.)	Wool. Lbs.	Peas and Beans. Bush.	POTATOES.		Orchard products. Dolls.	Wine. Gallons.	Produce of Market Gardens. Dolls.	DAIRY PRODUCTS.			SEED.			SUGAR.				BEES.		Forest products. Dolls.	Value of Home Manufactures. Dolls.	Value of animals slaughtered or sold for slaughter. Dolls.	TOTAL VALUE. Dolls.																		
			Irish. Bush.	Sweet. Bush.				Butter. Lbs.	Cheese.* Lbs.	Milk sold. Gallons.	Hay. Tons.	Clover. Bush.	Grass. Bush.	Hops. Lbs.	Hemp. Tons.	Flax. Lbs.	Flax seed. Bush.	Silk cocoons. Lbs.	Maple. Lbs.					Cane. Hhds. (1,000 lbs.)	Molasses. Gallons.	Wax. Lbs.	Honey. Lbs.														
25	26	27	28	29	30	31	32	33	34	35	36	37	38	39	40	41	42	43	44	45	46	47	48	49	50	51	52														
1								50																		35	200	1													
2	90		40					20		110																	80	400	2												
3	25		75					200																			418	400	3												
4								40																			20	150	4												
5								50																			30	100	5												
6			40					50		2														40		48	300	6													
7	24		20					100		5																50	64	300	7												
8	50		75					200		6																20	40	400	8												
9	40		100					200		1														160	40	80	500	9													
10	10		50					150		4															120		75	300	10												
11			80					50																		60		48	200	11											
12			40					100																		80		92	300	12											
13			25					100		4																50	300	40	300	13											
14			50					100																		25			400	14											
15			10					50																		15		64	200	15											
16	150		40					300		10																30	30	100	40	500	16										
17								50																			18		32	300	17										
18			20					25																			12		28	100	18										
19			15					100																					48	200	19										
20			20					75																					50	150	20										
21			25					100																			40		64	300	21										
22			25					200																			60		80	300	22										
23			20					50																			40		64	400	23										
24																													26	200	24										
25								50																			15		30	200	25										
26			60					100																			100		64	300	26										
27	25							100																			15		36	200	27										
28			95					50																			12		36	200	28										
29			20					100																			150		64	400	29										
30			10					200																			20		56	300	30										
31			50	10				140		2																				100	31										
32			25					75																			18		15	48	200	32									
33			20																											100	33										
34	25		40					50																			15		25	100	34										
35	40		25					150		10																			64	300	35										
36			20					50																						40	100	36									
37			12					50																			10		16	200	37										
38	80		50					100		3																	10		50	64	400	38									
39	60		9					150																			80		30	100	500	39									
40	20		40					100																			40		52	300	40										
659		1146		10		3825		57																		860		35		520		140		205		1841		10800			
659		1146		10		3825		57																				860		35		520		140		205		1841		10000	

\* This will include only such cheese as is made upon the farm. Milk sent to cheese factories will be regarded as milk sold off the farm.





SCHEDULE 3.—Productions of Agriculture in Sugar Creek Tp, in the County of Harrison, in the  
 Post Office: Bethany Mo.

Name of Agent, Owner, or Manager.	ACRES OF LAND.			PRESENT CASH VALUE.		Total amount of wages paid during the year, including value of board.	LIVE STOCK, JUNE 1, 1870.								PRODUCE DURING THE YEAR.								
	Improved.	UNIMPROVED.		Of farm.	Of farming implements and machinery.		Horses.	Mules and Asses.	Milk Cows.	Working Oxen.	Other Cattle.	Sheep.	Swine.	Value of all live stock.	WHEAT.		Rye.	Indian Corn.	Oats.	Barley.	Buckwheat.	Rice.	Tobacco.
		Wood-land.	Other unimproved.												Spring.	Winter.							
No.	No.	No.	Dolls.	Dolls.	Dolls.	No.	No.	No.	No.	No.	No.	No.	Dolls.	Bush.	Bush.	Bush.	Bush.	Bush.	Bush.	Bush.	Lbs.	Lbs.	
1	2	3	4	5	6	7	8	9	10	11	12	13	14	15	16	17	18	19	20	21	22	23	24
1 Matthew Cresson	3	-	-	100	200	-	2	-	1	-	-	13	4	150	-	-	-	-	-	-	-	-	-
2 James McGowan	40	40	-	1000	500	-	2	-	2	-	-	8	3	300	10	-	-	100	40	-	-	-	-
3 Allen Trimble	45	40	-	800	150	-	2	-	4	-	1	22	16	300	25	-	50	200	100	-	-	-	-
4 Solomon Thomas	50	120	-	2000	75	-	-	2	2	-	-	34	9	400	60	44	-	200	60	-	-	-	-
5 James Davidson	-	-	-	-	25	-	2	-	2	-	2	16	8	200	-	-	-	100	-	-	-	-	-
6 Joseph Pettit	40	40	40	900	100	-	2	-	2	-	5	-	5	200	-	-	-	300	75	-	-	-	-
7 John Hoover	12	28	-	250	25	-	2	-	-	-	-	-	4	150	-	-	-	50	-	-	-	-	-
8 Jesse P. Stephens	50	20	110	1800	75	-	8	-	4	-	7	24	13	700	66	-	-	300	60	-	-	-	-
9 Joseph Stephens	10	200	10	2000	50	-	6	-	3	-	3	20	6	600	-	15	-	50	-	-	-	-	-
10 Wm. Husley	20	25	-	600	60	-	2	-	3	-	-	12	7	250	23	-	-	150	-	-	-	-	-
11 James A. Davis	-	-	-	-	-	-	1	-	2	-	2	20	-	150	-	-	-	-	-	-	-	-	-
12 Wm. Lacy	20	20	-	400	20	-	1	-	4	2	3	12	-	120	30	-	-	100	-	-	-	-	-
13 James Lacy	52	-	-	500	20	-	5	-	3	-	6	12	16	150	40	-	-	150	50	-	-	-	-
14 John Critwell	100	100	120	300	100	-	2	-	7	-	11	20	100	600	-	20	100	500	-	-	-	-	-
15 Jisia Perry	40	15	15	800	200	-	2	-	2	-	3	-	6	300	-	-	-	500	-	-	-	-	-
16 James Merrill	40	10	10	800	100	-	2	-	1	-	2	-	6	250	-	-	-	200	-	-	-	-	-
17 John Hathaway	4	2	2	800	15	-	2	-	2	-	-	12	5	200	-	-	20	100	30	-	-	-	-
18 Harriet Harrison	40	200	80	2500	25	-	2	-	2	-	4	5	6	400	-	71	-	50	-	-	-	-	-
19 Richard Watson	35	48	-	600	15	-	3	-	2	-	2	10	7	300	50	-	-	150	60	-	-	-	-
20 Jesse Amey	15	65	-	6000	12	-	4	-	2	-	-	5	400	40	-	-	-	200	-	-	-	-	-
21 John Hamble	20	10	40	600	15	-	4	-	3	-	3	25	7	600	-	100	-	100	75	-	-	-	-
22 Felix Good	2	28	-	300	100	-	4	-	2	-	2	11	25	300	35	-	100	300	130	-	-	-	-
23 John Eastlund	80	100	52	3000	100	-	4	-	1	-	2	5	20	600	-	100	-	200	400	-	-	-	-
24 Christopher Parker	-	-	-	-	25	-	-	-	2	2	-	5	5	300	7	-	-	200	60	-	-	-	-
25 Ruth Lovell	-	-	-	-	3	-	-	-	-	-	-	6	-	-	-	-	-	-	-	-	-	-	-
26 Andrew McGowan	50	50	20	1000	60	-	6	-	6	-	10	11	20	400	-	90	30	300	200	-	-	-	-
27 Milton Maple	-	-	-	-	25	-	2	1	1	-	2	14	18	400	12	-	-	-	40	-	-	-	-
28 James Wiley	28	50	92	900	5	-	6	-	2	-	4	8	9	400	30	-	-	200	50	-	-	-	-
29 Luther Smith	50	53	100	2000	125	-	4	-	5	-	5	12	11	400	-	41	-	500	160	-	-	-	-
30 Ruben Lovell	100	50	50	2000	100	-	9	2	5	-	5	14	20	700	50	50	10	200	100	-	-	-	-
31 Andrew Moore	-	-	-	-	-	-	-	-	-	-	-	2	5	17	-	25	50	200	-	-	-	-	-
32 Ruben Lovell	-	-	-	-	-	-	-	-	1	-	2	-	-	-	-	-	-	-	-	-	-	-	-
33 Stephen Lovell	80	10	-	1000	50	-	7	-	4	-	2	-	12	400	-	-	70	150	200	-	-	-	-
34 Rusey William	20	10	10	400	10	-	2	-	1	-	1	-	3	100	25	-	25	150	50	-	-	-	-
35 Nathan Richards	5	-	-	50	-	-	-	-	1	-	1	-	7	20	-	-	-	-	-	-	-	-	-
36 David Myers	45	52	15	2000	40	-	2	-	4	-	7	19	22	600	38	34	-	600	58	-	-	-	-
37 John W. Wiley	-	-	-	-	-	-	2	-	1	-	-	-	5	250	-	-	-	-	-	-	-	-	-
38 Wm. Boston	-	-	-	-	-	-	-	-	-	-	-	-	-	-	-	-	-	-	-	-	-	-	-
39 Francis Hoff	85	45	40	4000	100	-	9	-	4	-	18	25	30	1000	150	-	-	100	150	-	-	-	-
40 Eliza Maple	4	16	-	300	-	-	2	-	1	-	-	7	3	150	-	-	-	100	60	-	-	-	-
	1185	1507	806	39700	2527	-	125	7	100	2	123	404	468	12757	686	590	485	660	2208	-	-	-	-
	1185	1507	776	39700	2527	-	123	7	93	2	121	398	463	12507	686	590	485	6700	2208	-	-	-	-



State of

*MO*

, enumerated by me on the

*27<sup>th</sup>*

day of

*July*

, 1870.

*J. Wanders*, Ass't Marshal.

YEAR ENDING JUNE 1, 1870.

Cotton.	Wool.	Peas and Beans.	POTATOES.		Orchard products.	Wine.	Produce of Market Gardens.	DAIRY PRODUCTS.			Hay.	SEED.			Flax.	Flax-seed.	Silk cocoons.	SUGAR.		BEES.		Forest products.	Value of Home Manufactures.	Value of animals slaughtered or sold for slaughter.	TOTAL VALUE.						
			Irish.	Sweet.				Butter.	Cheese.*	Milk sold.		Clover.	Grass.	Hops.				Hemp.	Maple.	Cane.	Molasses.					Wax.	Honey.	Dolls.	Dolls.	Dolls.	
Bales (50 lbs.)	Lbs.	Bush.	Bush.	Bush.	Dolls.	Gallons.	Dolls.	Lbs.	Lbs.	Gallons.	Tons.	Bush.	Bush.	Lbs.	Tons.	Lbs.	Bush.	Lbs.	Hds. (1,000 lbs.)	Gallons.	Lbs.	Lbs.	Dolls.	Dolls.	Dolls.	Dolls.					
25	26	27	28	29	30	31	32	33	34	35	36	37	38	39	40	41	42	43	44	45	46	47	48	49	50	51	52				
1	42	20						100																	16	22	300	1			
2								100																			32	300	2		
3	50	14						100																		20	100	500	3		
4	50	40						50																		64	80	500	4		
5	14	10																									20	300	5		
6	18	75						75																			15	92	200	6	
7																												12	100	7	
8	100	20						100													30					50	56	300	8		
9	50	15						50																			40	300	9		
10	17	10						75													3					20	25	150	10		
11		12						50																			40	100	11		
12	30	10						100																		54	80	400	12		
13	30	20						100																		25	50	400	13		
14	50	20						150	100												40					20	80	300	14		
15	20	20						150	50												20					25	40	200	15		
16		15						40													12					10	24	200	16		
17		20						50	25												15					20	25	100	17		
18		20						200			12																56	300	18		
19	20	15						100													20						56	200	19		
20		12						50													15						64	180	20		
21	140							100													12					50	75	200	21		
22	12	30						100													18					15	50	300	22		
23	12	30						100													200						64	400	23		
24	25	25						100													30					20	96	400	24		
25																													25		
26	40	10						200													40					50	64	400	26		
27	30	30						50																		25	40	200	27		
28	20	10						50													30			65	18	18	48	300	28		
29	23	50						50													117					30	48	400	29		
30	30							150													30					20	80	400	30		
31		110						50													9					64	100	31			
32								30																			16	100	32		
33								100																		50	64	200	33		
34		30						50													8					20	100	34			
35		6						50													12					10	50	35			
36	40	110						100													50					40	35	400	36		
37																												36	30	37	
38																												15	200	38	
39	60	10						200													20					75	100	1000	39		
40																												400	200	40	
	823	869						3140	175		12										805			65	18	753	2279	10900			
	823	869						3140	175		12															65	18	753	2279	10980	

\* This will include only such cheese as is made upon the farm. Milk sent to cheese factories will be regarded as milk sold off the farm.



SCHEDULE 3.—Productions of Agriculture in Sugar Creek Tp., in the County of Harrison, in the Post Office: *Bull Run*



Name of Agent, Owner, or Manager.	ACRES OF LAND.			PRESENT CASH VALUE.		Total amount of wages paid during the year, including value of board.	LIVE STOCK, JUNE 1, 1870.								PRODUCE DURING THE YEAR.								
	Improved.	UNIMPROVED.		Of farm.	Of fencing, implements and machinery.		Horses.	Mules and Asses.	Milk Cows.	Working Oxen.	Other Cattle.	Sheep.	Swine.	Value of all live stock.	WHEAT.		Rye.	Indian Corn.	Oats.	Barley.	Buckwheat.	Rice.	Potatoes.
		No.	Wood-land.												Other unimproved.	Dolls.							
1	2	3	4	5	6	7	8	9	10	11	12	13	14	15	16	17	18	19	20	21	22	23	24
1 Joseph Bogue	57	100	-	2000	300	-	6	3	3	-	3	15	18	800	90	-	-	100	-	-	-	-	-
2 J. C. Clark	-	-	-	-	50	-	2	-	3	-	1	6	12	300	-	-	-	30	-	-	-	-	-
3 W. Keenan	50	40	50	1000	100	-	8	1	2	1	3	23	58	80	50	50	-	400	30	-	-	-	-
4 E. Keenan	-	-	-	-	20	-	2	-	2	-	1	-	-	150	-	-	-	-	-	-	-	-	-
5 James Moore	2	38	-	300	20	-	-	-	1	-	1	6	7	25	-	-	-	40	-	-	-	-	-
6 J. Moore	-	-	-	-	-	-	-	-	-	-	-	2	5	10	-	-	-	-	-	-	-	-	-
7 John D. Smith	60	30	50	2000	100	-	9	-	3	-	3	20	24	80	55	-	-	300	130	-	-	-	-
8 W. Taggart	35	30	-	700	50	-	5	-	3	-	1	-	-	400	40	-	-	250	-	-	-	-	-
9 Benj. Miller	40	165	-	2500	100	-	6	-	1	-	1	-	29	300	-	-	-	200	200	-	-	-	-
10 Asa Moore	30	100	80	3000	20	-	4	-	2	-	2	10	4	500	30	45	-	350	200	-	-	-	-
11 Jane McGowan	1	-	9	125	-	-	5	-	3	-	4	8	15	300	-	-	-	150	-	-	-	-	-
12 John McGowan	100	100	100	4500	50	-	10	-	4	-	6	49	20	500	-	-	-	150	125	-	-	-	-
13 John Boudinout	60	-	-	1000	40	-	2	-	2	-	-	12	14	400	80	-	-	200	100	-	-	-	-
14 W. Donney	60	20	-	1800	15	-	8	-	4	-	4	-	-	400	-	57	-	400	100	-	-	-	-
15 Edward Boudinout	300	200	200	7000	400	-	8	2	3	-	6	-	25	1000	250	150	-	1000	700	-	-	-	-
16 John Young	2	-	-	15	-	-	2	-	1	-	1	-	-	300	-	-	-	-	-	-	-	-	-
17 Sidney Boudinout	40	-	-	8000	150	-	2	-	2	-	-	6	300	60	-	-	-	400	200	-	-	-	-
18 Elizabeth Fair	120	90	90	4000	150	-	4	2	3	-	15	-	20	800	160	-	-	600	-	-	-	-	-
19 Vincent Padgett	30	15	35	1500	50	-	2	-	-	-	-	9	200	50	-	-	-	400	105	-	-	-	-
20 Gilbert Luper	30	15	82	2000	25	-	8	-	3	-	6	-	5	80	25	-	-	200	250	-	-	-	-
21 Lewis Charlton	120	220	100	8000	150	-	10	4	4	-	13	140	60	1000	10	-	40	200	350	-	-	-	-
22 Thos. Foster	60	70	70	2000	20	-	9	-	3	-	3	35	40	600	7	-	-	300	324	-	-	-	-
23 Thompson Edward	4	-	-	25	-	-	4	1	4	-	-	-	30	400	22	-	40	300	150	-	-	-	-
24 Bennett Strait	110	22	-	4000	200	-	5	3	4	-	26	55	30	1000	80	-	10	400	300	-	-	-	-
25 Daniel Robertson	-	-	-	50	-	-	2	-	3	-	1	-	2	300	10	-	-	300	50	-	-	-	-
26 James Feisty	140	130	100	8200	250	-	6	-	4	-	27	14	40	1000	25	-	15	600	400	-	-	-	-
27 Joseph Griffin	60	60	-	1100	75	-	7	-	3	-	5	15	21	600	-	80	-	700	98	-	-	-	-
28 Isaac Plank	80	60	-	2000	150	-	1	2	1	-	1	-	58	600	-	-	-	300	200	-	-	-	-
29 Thos. Plank	66	40	-	1500	150	-	5	-	5	-	10	25	25	200	-	-	-	500	200	-	-	-	-
30 Joseph Plank	26	-	-	600	50	-	3	-	3	-	2	15	20	400	-	-	-	1000	100	-	-	-	-
31 Henry Luthcum	100	-	60	1200	200	-	4	-	11	-	25	30	20	800	-	-	-	1000	50	-	-	-	-
32 Alvin Brown	55	80	86	2000	125	-	8	-	3	-	3	20	13	800	50	-	22	150	60	-	-	-	-
33 Adam Brown	100	220	-	2000	150	-	19	1	10	2	20	23	38	1300	-	30	30	100	325	-	-	-	-
34 Wm. Smith	8	-	-	10	-	-	2	-	4	-	2	-	11	400	-	-	-	100	100	-	-	-	-
35 Joshua Brown	-	-	-	15	-	-	3	-	2	-	2	9	5	300	18	-	-	100	75	-	-	-	-
36 Levi Parker	-	-	-	10	-	-	3	-	2	-	9	9	6	200	8	-	-	200	25	-	-	-	-
37 James Moore	40	-	-	600	15	-	2	-	2	-	3	12	8	300	-	-	-	100	-	-	-	-	-
38 W. Trause	100	30	30	2000	100	-	2	-	3	-	3	30	40	500	20	-	40	400	150	-	-	-	-
39 Frank Chigly	60	40	-	1800	65	-	4	-	3	-	7	-	27	400	50	-	-	400	100	-	-	-	-
40																							
	2152	1965	1142	78625	3460	-	182	19	119	2	222	58	476	5765	1346	412	197	12290	5697	-	-	-	-
	2132	1965	112	73125	3395	-	188	19	114	3	220	576	478	5765	1346	412	197	12290	5697	-	-	-	-



*Mo*

*20*

*J. S. Wandewert*, Ass't Marshal.

YEAR ENDING JUNE 1, 1870.

	Cotton. Bales (50 lbs.)	Wool. Lbs.	Peas and Beans. Bush.	POTATOES.		Orchard products. Dolls.	Wine. Gallons.	Produce of Market Gardens. Dolls.	DAIRY PRODUCTS.			SEED.			Hops. Lbs.	Hemp. Tons.	Flax. Lbs.	Flax-seed. Bush.	Silk cocoons. Lbs.	SUGAR.			BEES.		Forest products. Dolls.	Value of Home Manufactures. Dolls.	Value of animals slaughtered or sold for slaughter. Dolls.	TOTAL VALUE. Dolls.	
				Irish. Bush.	Sweet. Bush.				Butter. Lbs.	Cheese.* Lbs.	Milk sold. Gallons.	Hay. Tons.	Clover. Bush.	Grass. Bush.						Maple. Lbs.	Cane. Hhds. (1,000 lbs.)	Molasses. Gallons.	Wax. Lbs.	Honey. Lbs.					
	25	26	27	28	29	30	31	32	33	34	35	36	37	38	39	40	41	42	43	44	45	46	47	48	49	50	51	52	
1	-	50	-	25	-	-	-	-	50	-	-	-	-	-	-	-	-	-	-	-	-	-	-	-	-	25	75	400	
2	-	10	-	-	-	-	-	-	-	-	-	-	-	-	-	-	-	-	-	-	-	-	-	-	-	-	12	30	100
3	-	38	-	80	-	-	-	-	100	-	-	-	-	-	-	-	-	-	-	-	-	-	-	-	-	-	20	50	400
4	-	-	-	-	-	-	-	-	-	-	-	-	-	-	-	-	-	-	-	-	-	-	-	-	-	-	-	-	-
5	-	-	-	31	-	-	-	-	-	-	-	-	-	-	-	-	-	-	-	-	-	-	-	-	-	-	10	50	-
6	-	-	-	-	-	-	-	-	-	-	-	-	-	-	-	-	-	-	-	-	-	-	-	-	-	-	-	-	-
7	-	-	-	-	-	-	-	-	-	-	-	-	-	-	-	-	-	-	-	-	-	-	-	-	-	-	-	-	300
8	-	68	-	21	-	-	-	-	150	-	-	-	-	-	-	-	-	-	-	-	-	-	24	-	-	-	50	400	
9	-	-	-	125	-	-	-	-	50	-	-	-	-	-	-	-	-	-	-	-	-	-	160	-	-	20	24	200	
10	-	-	-	12	-	-	-	-	-	-	-	-	-	-	-	-	-	-	-	-	-	-	-	-	-	10	24	200	
11	-	25	-	40	-	-	-	-	100	-	-	-	-	-	-	-	-	-	-	-	-	-	-	-	-	10	48	200	
12	-	25	-	30	-	-	-	-	100	-	-	-	-	-	-	-	-	-	-	-	-	-	15	-	-	40	25	100	
13	-	104	-	-	-	-	-	-	200	-	-	-	-	-	-	-	-	-	-	-	-	100	-	-	-	120	80	400	
14	-	20	-	-	-	-	-	-	50	-	-	-	-	-	-	-	-	-	-	-	-	-	-	-	-	100	16	200	
15	-	102	-	40	-	-	-	-	100	-	-	-	-	-	-	-	-	-	-	-	-	-	-	-	-	25	64	150	
16	-	60	-	60	-	-	-	-	200	-	-	-	-	-	-	-	-	-	-	-	-	-	80	-	-	80	120	200	
17	-	-	-	20	-	-	-	-	50	-	-	-	-	-	-	-	-	-	-	-	-	-	-	-	-	-	25	100	
18	-	25	-	15	-	-	-	-	100	-	-	-	-	-	-	-	-	-	-	-	-	-	40	-	-	40	40	300	
19	-	-	-	-	-	-	-	-	100	-	-	-	-	-	-	-	-	-	-	-	-	-	-	-	-	-	36	400	
20	-	-	-	30	-	-	-	-	-	-	-	-	-	-	-	-	-	-	-	-	-	-	-	-	-	-	65	200	
21	-	-	-	75	-	-	-	-	400	-	-	-	-	-	-	-	-	-	-	-	-	-	-	-	-	-	-	-	
22	-	400	-	40	-	150	-	-	200	-	-	-	-	-	-	-	-	-	-	-	-	-	-	-	-	-	64	200	
23	-	400	-	40	-	150	-	-	200	-	-	10	-	-	-	-	-	-	-	-	-	-	-	-	-	-	80	500	
24	-	75	-	40	-	-	-	-	100	-	-	-	-	-	-	-	-	-	-	-	-	40	-	-	-	25	200		
25	-	-	-	30	-	-	-	-	100	-	-	-	-	-	-	-	-	-	-	-	-	30	-	-	-	50	100		
26	-	150	-	25	-	50	-	-	100	-	-	-	-	-	-	-	-	-	-	-	-	30	-	-	-	40	25	300	
27	-	-	-	-	-	-	-	-	-	-	-	-	-	-	-	-	-	-	-	-	-	-	-	-	-	-	40	100	
28	-	50	-	8	-	-	-	-	200	-	-	30	-	-	-	-	-	-	-	-	-	-	-	-	-	-	50	400	
29	-	50	-	60	-	-	-	-	100	-	-	10	-	-	-	-	-	-	-	-	-	30	-	-	-	30	48	300	
30	-	-	-	70	-	-	-	-	50	-	-	2	-	-	-	-	-	-	-	-	-	-	-	-	-	-	50	200	
31	-	100	-	20	-	-	-	-	200	-	-	2	-	-	-	-	-	-	-	-	-	30	-	-	-	40	400		
32	-	50	-	40	-	-	-	-	100	-	-	-	-	-	-	-	-	-	-	-	-	-	8	-	-	50	60	300	
33	-	100	-	8	-	-	-	-	500	-	-	-	-	-	-	-	-	-	-	-	-	-	16	-	-	50	48	600	
34	-	59	-	4	-	-	-	-	100	-	-	-	-	-	-	-	-	-	-	-	-	-	15	-	-	50	300		
35	-	30	-	10	-	-	-	-	200	-	-	3	-	-	-	-	-	-	-	-	-	15	-	-	30	125	500		
36	-	40	-	-	-	-	-	-	50	-	-	-	-	-	-	-	-	-	-	-	-	4	-	-	25	48	100		
37	-	25	-	15	-	-	-	-	25	-	-	-	-	-	-	-	-	-	-	-	-	-	-	-	-	-	32	75	
38	-	25	-	12	-	-	-	-	25	-	-	-	-	-	-	-	-	-	-	-	-	-	8	-	-	-	25	100	
39	-	44	-	15	-	-	-	-	100	-	-	4	-	-	-	-	-	-	-	-	-	25	-	-	-	60	400		
40	-	-	-	25	-	-	-	-	100	-	-	6	-	-	-	-	-	-	-	-	-	-	-	-	-	-	48	300	
	2120	1066	-	350	-	-	-	-	4200	-	-	67	-	-	-	-	-	-	-	-	-	670	-	-	-	797	1850	9825	
	2120	1066	-	350	-	-	-	-	4200	-	-	67	-	-	-	-	-	-	-	-	-	670	-	-	-	797	1850	10175	

\* This will include only such cheese as is made upon the farm. Milk sent to cheese factories will be regarded as milk sold off the farm.







State of Mo, enumerated by me on the 3<sup>d</sup> day of Aug, 1870.  
*S. S. Vanderhoff*, Ass't Marshal.

YEAR ENDING JUNE 1, 1870.

Cotton.	Wool.	Peas and Beans.	POTATOES.		Orchard products.	Wine.	Produce of Market Gardens.	DAIRY PRODUCTS.			SEED.			Hemp.	Flax.	Flax-seed.	Silk cocoons.	SUGAR.		Molasses.	BEES.		Forest products.	Value of Home Manufactures.	Value of animals slaughtered or sold for slaughter.	TOTAL VALUE.	
			Irish.	Swet.				Butter.	Cheese.*	Milk sold.	Hay.	Clover.	Grass.					Maple.	Cane.		Wax.	Honey.					Dolls.
25	26	27	28	29	30	31	32	33	34	35	36	37	38	39	40	41	42	43	44	45	46	47	48	49	50	51	52
1	95	-	-	-	-	-	-	100	-	-	-	-	-	-	-	-	-	-	-	25	-	-	-	-	50	300	
2																										100	
3																											
4	49	-	91	-	-	-	-	100	-	-	5	-	-	-	-	-	-	-	-	60	-	-	-	50	40	100	
5																											
6																											
7	40	-	18	-	-	-	-	50	-	-	-	-	-	-	-	-	-	-	-	20	-	-	-	25	90	300	
8								100																		150	400
9	20	-	-	-	-	-	-	100	-	-	16	-	-	-	-	-	-	-	-	-	-	-	-	-	-	100	
10	25	-	20	-	-	-	-	-	-	-	4	-	-	-	-	-	-	-	-	200	-	-	-	40	60	150	
11	70	-	50	-	-	-	-	200	-	-	-	-	-	-	-	-	-	-	-	60	-	-	-	100	80	300	
12			10	-	-	-	-	-	-	-	-	-	-	-	-	-	-	-	-	15	-	-	-	25	50		
13	28	-	40	-	-	-	-	100	-	-	3	-	-	-	-	-	-	-	-	-	-	-	-	40	70	200	
14	19	-	-	-	-	-	-	50	-	-	-	-	-	-	-	-	-	-	-	-	-	-	-	20	40	100	
15																											
16																											
17																											
18																											
19																											
20																											
21																											
22																											
23																											
24																											
25																											
26																											
27																											
28																											
29																											
30																											
31																											
32																											
33																											
34																											
35																											
36																											
37																											
38																											
39																											
40	284	229	-	-	-	-	-	800	-	-	29	-	-	-	-	-	-	-	-	380	-	-	-	275	605	2000	
	284	229						800			28									380				275	605	2100	

\* This will include only such cheese as is made upon the farm. Milk sent to cheese factories will be regarded as milk sold off the farm.



SCHEDULE 3.—Productions of Agriculture in Lead Creek Township, in the County of Harrison

Post Office: Camsoill Mo



Name of Agent, Owner, or Manager.	ACRES OF LAND.			PRESENT CASH VALUE.		Total amount of wages paid during the year, including value of board.	LIVE STOCK, JUNE 1, 1870.								PRODUCE DURING THE YEAR.								
	Improved.	UNIMPROVED.		Of farm.	Of farming implements and machinery.		Horses.	Mules and Asses.	Milch Cows.	Working Oxen.	Other Cattle.	Sheep.	Swine.	Value of All Live Stock.	WHEAT.				Buckwheat.	Rice.	Tobacco.		
		Wood-land.	Other unimproved.												Dolls.	Dolls.	Spring.	Winter.				Rye.	Indian Corn.
No.	No.	No.	Dolls.	Dolls.	Dolls.	No.	No.	No.	No.	No.	No.	Dolls.	Bush.	Bush.	Bush.	Bush.	Bush.	Bush.	Lbs.	Lbs.			
1	2	3	4	5	6	7	8	9	10	11	12	13	14	15	16	17	18	19	20	21	22	23	24
1 Coram John	100	25	77	2000	100	300	5		6			46	1000	175			3400	400					
2 Goodnight Andrew	70	20	25	1400	250	125	6		3	3	25	18	825	47	14	28	100	120					
3 Gray James G	10	70	115	1800	50		5		2		7	8	460										
4 Webb Joseph	265	407	200	1200	400	600	20	10	18	86	205	60	5930	100	200		1500	200					
5 Blount Gerald	40	13	40	1200					1		8		45	35			80	150					
6 Baker Robert	8		32	120	25		5		2	3	13	7	450										
7 Gray Joseph	70		110	1400	100	150	6		4	6	20	15	825	180		60	400	100					
8 Love William	20	8	52	200	75		3		2	1	7	12	255				20						
9 Carpenter Alfred	100	80	140	2000	200	100	5		10	20	30	8	1120	42		13	200	160					
10 Cochran Alexander	60	20	56	1200	100	125	3		8	6	29	16	855			40	200	100					
11 Randall Emerson	100	50	100	200	500	75	6		8	7	11	25	930	167			600	230					
12 Lentis Abraham	35	13	57	875	100			2	3	5	20	14	490	45			200	75				100	
13 Dry Edward	18	20	58	450	75		3		2	2	18	3	330	15			400	40					
14 Rego John B	40	35	38	1000	125		5		6	11	30	16	925	51			200	100					
15 Kridly Jacob	10		38	200			1						100				300						
16 Rego Mary D	25	35	140	500	150		2		4	6	16	5	450	16			300	100					
17 Buis Greenbury H	60	40	380	1940	200		5		6	2	18	70	1165	30	50		250	100					50
18 Robinson Levi	60	70	70	1200	200	80	5	1	3	4		19	1000	56			650	100					
19 Bennet Eli M	100	5		1500	150	200	4		4	11	10	11	910	75		35	600	500					
20 Ritchey Abraham	80	15		2000	180	250	5		4	1		40	1150	56	100		1200	550					
21 McDonald Doerati	16	6	164	320	100		2		2	1	21	22	470				250						
22 Shipley George C	60	10	95	1200	100	60	5		8	1	12	11	733				600	500					
23 Dale Benjamin S	30	6	50	600	100	30	4		2	1	12	5	600				200						
24 Shepard Miles A	90	25	150	2250	75	30	6		7	4	30	26	740	80	44		500	25					
25 Ross Branson M	17	5	138	350	50		5		2		21	2	500	30			100	150					
26 Prasher Albert C	30	7	10	750	100		3		1	2	35	13	480	10		25	200	100					
27 Pierpoint Albert B	40	7	120	1200	160		2		2	3	27	9	460				250	30					
28 Cochran Robert	15	10	55	300	140	50	3		5			8	490				300						
29 Cochran John M	50	30	80	1500	45	50	3		12	6		21	794	33		105	400	60					15
30 Crew Jacob	15	5	145	300	60	60	2		1	2			235										
31 Miller David S	110	40	650	4000	200		3	2	3	5	15	12	780	60		70	150	400					
32 Porter William J	10	28		200	100		4		6	5	47	9	645				250						
33 Beard Patrick	60	20	60	1800	80		4		4	3	20	9	730	50	30	44	500	400					
34 Collins Thos W	120	120	40	3000	150		7		4	5	28	12	1100				500	500					
35 Porter John	80	88		2400	200		6		4	5	30	9	890	50		75	500	230					
36 Mooter Conrad	70	53	120	2000	150	40	5		3	2		4	600	50	60	130	300	100					
37 Dykes Palestine	40	25	40	1200	75		2		2	7	25	12	575	45			250	100					
38 Cross Aquilla	20		60	500	125		2		1				200	80			400						
39 Queen Johnston	60	120	40	1500	100		2		5	2	2	30	3	600	70		30	500	120				100
40 Pugh Humphrey	160	20	190	4800	250	30	8		10	20	45	18	1860	280			1600	300					
	2364	1553	2925	52255	5340	2355	142	15	158	4	264	421	543	22694	1443	498	645	14350	6040				265

54305 1659

920 5745



State of Missouri, enumerated by me on the 16 day of June, 1870.

Jo. B. Dill, Ass't Marshal.

YEAR ENDING JUNE 1, 1870.

TOTAL VALUE.

Cotton. (450 lbs.)	Wool. Lbs.	Peas and Beans. Bush.	POTATOES.		Orchard products. Dolls.	Wine. Gallons.	Produce of Market Gardens. Dolls.	DAIRY PRODUCTS.			SEED.			Flax-seed. Bush.	Silk cocoons. Lbs.	SUGAR.			BEES.		Forest products. Dolls.	Value of Home Manufactures. Dolls.	Value of animals slaughtered or sold for slaughter. Dolls.	Estimated value of all farm production, including potatoes, and additions to stock. Dolls.				
			Lbs.	Bush.				Butter. Lbs.	Cheese.* Lbs.	Milk sold. Gallons.	Hay. Tons.	Clover. Bush.	Grass. Bush.			Hops. Lbs.	Jump. Tons.	Flax. Lbs.	Maple. Lbs.	Cane. Hbds. (1,000 lbs.)					Molasses. Gallons.	Wax. Lbs.	Honey. Lbs.	
25	26	27	28	29	30	31	32	33	34	35	36	37	38	39	40	41	42	43	44	45	46	47	48	49	50	51	52	
			30					400														20	150			480	1100	
	50		25					500			10																500	
																								30			100	
	900		40		40			500			100	4										10	100			1060	2664	
	32																										150	
	20							300														8			20	16	200	
	40		100		60			400			5	2										30	100		50	140	524	
	20		50					150			2											5					50	130
	90		100					200	700		10																100	1025
	80		50					200	113													8					35	600
	40		100		30			400			10											5					60	1380
	40		40	20				300														5	5	100	45	130	400	
	50		60					200														8				10	80	400
	96		20	5				700			6											6				96	80	700
																												150
	40		20	5				200														8			110	85	500	
	50		25					550			3											60	5	125	40	150	830	
			20					400			16	2										5					155	1028
	120		40					400														5					445	1160
	68		50					400			18	6										5	5	115	55	150	1787	
	40		40					150														5					24	800
	40		20					400			3	1															128	912
	39		20					200																		60	12	400
	90		20					200			20	1													30	150	900	
	100		20					300														66					15	500
	150		40					150			3													20		20	460	
	96		25								2											25		200			100	490
								500	100													5					36	575
	40		30					600	300		7											8					626	1180
																												150
	35		20		150			300			8	2										60		200		100	1000	
	135							300																7	50	45	130	570
	50		40		40			500			6	2										25			60	190	1200	
	60		50					600			6											80		20			180	1220
	60				100			200			16											30					220	1170
								300														50					60	792
	50		20					300														25				15	100	800
			100																									300
	65		50					400														30		100	15	60	75	670
	300		40		100			600			40															60	410	2380
	2986		1305	30	520			1220	1213		291	20									508	52	1080	290	411	5462	31491	

\* This will include only such cheese as is made upon the farm. Milk sent to cheese factories will be regarded as milk sold off the farm.



SCHEDULE 3.—Productions of Agriculture in Trail Creek Township, in the County of Harrison

Post Office: Cainsville Mo



Name of Agent, Owner, or Manager.	ACRES OF LAND.			PRESENT CASH VALUE.		Total amount of wages paid during the year, including value of board.	LIVE STOCK, JUNE 1, 1870.								PRODUCE DURING THE YEAR.								
	Improved.	UNIMPROVED.		Of farm.	Of farming implements and machinery.		Horses.	Mules and Asses.	Milch Cows.	Working Oxen.	Other Cattle.	Sheep.	Swine.	Value of all live stock.	WHEAT.		Rye.	Indian Corn.	Oats.	Barley.	Buckwheat.	Rice.	Tobacco.
		No.	Wood-land.												Other unimproved.	Dolls.							
1	2	3	4	5	6	7	8	9	10	11	12	13	14	15	16	17	18	19	20	21	22	23	24
Ross John Jr	20	7	30	400	60	30	2		1			7	1	360	30			200	150				
Mellon Wm A	14	20	46	300			4		1		1		4	460									
Green Jackson	160	120	164	5600	200	600	12		3		4		4	1800	100	548		1000					
Bryant Henry O	40	40	288	1200	75	30	2		1		2	14	3	255	40			150	100				
Storms Timothy B	60	17	33	2200	210		4		1				6	560			30	600	100				
Legitt Cransill	25	10	45	625	50		2		2		1	16	3	365	53	12	20	100	120				
Overton Enoch	40	70	37	1000	150		7	2	4	10	11	32	6	1815			20	100					
Harper John C	40	10	30	700	60		3	1	3				15	5	490								
Guertner William	60	36		960	140	12	4		2			17	17	532		60	39	100					
Conkle Harvey	80	35		2000	200		2	1	2	2	1			470	50			1500					
Webb Jonathan Jr	80	20		2800	150	40	7		5		3	15	20	765	70	10	50	1500	250				
Melton Samuel J	40	20	20	1200	75		3		2		1	40	10	510	35		35	300					
Chambers James J	20	40	30	500	50	30	3		2		1	17	11	410							20		
Chambers Joseph	60	12	40	1200	100		4		4		1	58	6	685			65	200					
Chambers William	100	70		3000	300	100	5		2		12		4	880	37	37	140	100	240				
Chambers John R	55		5	1000	175		3		2		2	23	10	580	16	16	25		100				
Stoner Heseiah	45	60	195	1200	225		7		3			16	30	915	37	49	50	1000	150				
Lloyd Calvin S	40	40	88	1200	70		3		3		6	33	8	560	40		40	400	240				
Bennet Josiah	80	40	50	2000	165		6		2			3	785	560		100	200	250					
Giny Harrison	60	20	60	1500	50		4		2			12	12	450	78		125	100	80				
Leazenby William	45	40	115	800	125		2		2		1	23	5	430	30	25	40	150	100				
Coffman Daniel	40		40	800	100	35	1	2	3		1		23	545	57		18	200					
Smathers Joseph B	60	15	145	1500	100	80	6		4		10	13	16	820	30			300	80		14		
Ross Jacob	115	80	240	3450	190	250	4		3		4	75	20	835	75		100	500	300		15		
Kincade Washington	35	7	43	525	25		2	1	2			3	1	225	20		12	300	300				
Ross John	25	37	15	500	75		2		1		5		9	500	40			100	75				
Ross James	25	17	35	500	45		2		1		3	16	15	370	40			200	50				
Sitsworth Hiram	42	21	16	1200	100		3		2			31	7	400	63			500	150		5		
Franklin John W	65	35		1900	80	70	4		2		3	15	7	600		5	130	500	50				
Simpson Benj F	43			1000	30		2						7	175				200	200				
Bridge Eli	35		45	800	20		1	2	2	2	3	3		350									
Bridge John B	30	50		700	100		4		3		7	28	10	595	38			200	150				
Thornlon Jesse	38	20	19	800	70	30	5		3	2	7	26	6	996	30		10	200	200				
Sitsworth Isaac	15	10	65	300	75	35	3		2			23	11	450									
Wright Andrew J	35	49	17	700	75		3		1			10	5	320	11	16		100	80				
Wright Samuel D	20	15	43	500	60		2		1			8	1	210				300					
Ross Samuel	45	14	33	1200	125	110	4		2				4	450	30		20	100	150				
Hammack Samuel	100	50	135	2500	190		9		6		5	41	20	1090	50		30	700	450			30	
Hammack Sarah	30	55	10	700	75		4		2		3	13	12	615	28		10	300	50			30	
Wright John S	60	24		1500	100		4		3		5	22	7	725	22		40	200	80				60
	2022	1226	224	52460	4265	1452	154	9	92	16	103	660	349	24345	1712	748	1149	12600	4245	54			60



State of Missouri, enumerated by me on the 22 day of June, 1870.

Jo. B. Die, Ass't Marshal.

YEAR ENDING JUNE 1, 1870.

Cotton.	Wool.	Peas and Beans.	POTATOES.		Orchard products.	Wine.	Produce of Market Gardens.	DAIRY PRODUCTS.			Hay.	SEED.			Flax.	Flax-seed.	Silk cocoons.	SUGAR.		Molasses.	BEES.		Forest products.	Value of Home Manufactures.	Value of animals and products sold for slaughter.	TOTAL VALUE.							
			Irish.	Sweet.				Butter.	Cheese.*	Milk sold.		Clover.	Grass.	Hops.				Hemp.	Maple.		Cane.	Wax.					Honey.	Dolls.	Dolls.				
25	26	27	28	29	30	31	32	33	34	35	36	37	38	39	40	41	42	43	44	45	46	47	48	49	50	51	52						
	15		20					150												40			20	15	120	370							
								150																		67	230						
			20		60			350			15											5	100				2560						
	35		40					200			0										5			20	36	435							
			70					100													40					120	617						
	40		20					200			0															839	687						
	80							300																120	40	990	225						
	40		100					200			1										25					56	335						
	27		100					250			2	8									20	50	400	300		210	925						
			40					150													40	20	300	700		140	2165						
	125		80					500			25	0															251	1754					
	100							200													40				25		168	530					
	40		25					200																	30		110	295					
	112		30					400													30				20		80	428					
	100		50		400			300			40											20	320				208	450					
	60		6					300			3																70	1525					
	45		40	4				150													130				50	35	120	1398					
	100		50		10			300			4										30				100		260	1010					
			50					400			10														100		140	1290					
	40		40					200													25				120		68	330					
	60		15					200																			80	525					
	34		18					100	30												18				50	20	297	688					
	116		10					300			3										26						236	590					
	34		50		50			400			12	1									30	10	500	30		190	1452						
	20		25					50													20				15		20	557					
	40		20		10			150			3														50		80	360					
	40		40					200													20				40		280	650					
	80		20		25			250			7										82				50	150	130	740					
	33		40					150			16	2									42				50	25	90	1050					
			20																		15							45	250				
																													100				
	60		30					300																			40	50	425				
	60		25		15			400			1																60	515					
	36		50					400																			40	300	475				
	28		25		30			100			3																25	15	250				
	20		10					100																			30	50	265				
	40		25		30			200			6																40	120	615				
	75		50					500			8	18															25	5	200	30	240	1180	
	16		35					150																				15	75	390			
	80		15					300			6																	15	80	20	72	160	650
	1831		1299	4				9250	30		169		31							840		110	2103	1890	404	5251	29280						

\* This will include only such cheese as is made upon the farm. Milk sent to cheese factories will be regarded as milk sold off the farm.



SCHEDULE 3.—Productions of Agriculture in *Loail Creek Township*, in the County of *Harrison*, in the

Post Office: *Cainsville Mo*



Name of Agent, Owner, or Manager.	ACRES OF LAND.			PRESENT CASH VALUE.		Total amount of wages paid during the year, including value of board.	LIVE STOCK, JUNE 1, 1870.								PRODUCE DURING THE YEAR.								
	Improved.	UNIMPROVED.		Of farm.	Of farming implements and machinery.		Horses.	Mules and Asses.	Milch Cows.	Working Oxen.	Other Cattle.	Sheep.	Swine.	Value of ALL live stock.	WHEAT.		Rye.	Indian Corn.	Oats.	Barley.	Buckwheat.	Rice.	Tobacco.
		No.	Wood-land.												Other unimproved.	Dolls.							
1	2	3	4	5	6	7	8	9	10	11	12	13	14	15	16	17	18	19	20	21	22	23	24
Saylor Edmund	48	15	32	1000	180	30	5	3	9	15	20	770	20	55	350	240							
Wright David M	35	22	5	1000	80		4	4	1	15	16	585	44	60	300	100							
Markley Alfred P	55	30	25	1650	65		3	2	1	11	3	260			500	60							
Daniel & Joseph Murphy	100	40	20	2500	100	15	7	8	14	7	28	1390	45		500	100							
Murphy John	35	25	20	1000	40	70						11	75	43			200	50					
Murphy William	120	30	120	3000	100		1	2	8		9	2	597	100	150	1200	50						
Rankins Dand W	18	30	58	300	50				1	2		12		135			100						
Hisler James W	25	40	35	700	70	56	6	2				13	773			300							
Merrifield Samuel	30	65	65	900	125	50	3	2	2		10	9	540			250	80						
Sharp James & Eli	140	40	60	3000	430	175	6	3		40		5	1500	178		1500	500						
Whiney Alois	10			250	150		4	1				6	475			200							
Huggins John J	50	20	101	1250	150	30	2	3	3	18	19	525	75		600	300							
Slatten Nancy	40	40	100	1000	25		2	2	1	11	3	260											
Blomst William	11	10	69	300					1				35	100									
Shackelford Wm	50	5	30	1250	150	50	4	2	37		25	1355	50		600	100							
Wooderson Wm	40	50	100	1000	175		6	4	4	16	20	790	30		300	50							
Lindsay Joseph M	40			800	75		2	3	2	10	22	415	41		400	150							
Wooderson Richd M	35	50	147	850	50		1	2	1	2	16	8	475	60		200							
Wooderson James	30	50	70	750	60		2	1	3	4	12	15	550	30		300	30						
Kelloy	10	10	30	400																			
Hamilton Henry G	80	170	90	2000	150		7	4	6	25	20	970	18		500	100							
Locke Harmon	25		35	600	150		5	2	2			2	715	50		500							
Graves David W	35		85	700	25		3	1					300	50		150							
Saylor John	80	30	80	1600	150	75	4	3	2		12		700	75	236	600	100						
Blunkheard Geo W	230	64	250	7500	275		4	4	7	8	40	40	1450	150		1000	900						
Pugh Spencer	60	80	100	1500	50		5	4	3	35	10	770	60		300	275							
Pugh William H	30			750	60		3	2	2	24		325	80		300	150							
Athinson Wm H	15	10	55	400	75		1	3	2	9	4	300	15		27	100							
Haupt Wm G	40	12	108	1200	80		7	5	13	24	22	1180		11	600	100							
Bailey Wm H	30	9	50	750					2			2	80	60	120	100	120						
Keff Isaac M	50	35	50	1250	100		2	2	4	16	3	370	60			200							
Wooderson David J	40	40	200	1600	350	30	2	5	5	6	34	40	1600			200	120						
Wooderson John W	40		40	800	20		3	2	1		20	450	45		100								
Comstock Ansel	70	100	180	1400	250	100	4	2				22	670			320	260						
William	30	210		2500	50		4	1	2	10	8	15	600	34		400	141						
Amey John W	40			500	75			1	1	2	2	17	20	300	184		20	100					
Jones Moses	30	120	130	5000	100		3	2	2	3	20	25	400	70		500							
Minemeyer Samuel	30	25	26	700	15		2	1	1		19	200			150								
Harrison George	12	68		700	20		4	2	2		5	300		55	100								
Harrison Shona			40	400	15		5	2			2	300			100	50							

1889 1544 2590 54450 4085 681 126 17 100 18 151 422 496 23485 1528 250 645 13840 4426



State of Missouri, enumerated by me on the 23 day of June, 1870.

Joe B. Hill, Ass't Marshal.

YEAR ENDING JUNE 1, 1870.

Cotton. Bales (50 lbs.)	Wool. Lbs.	Peas and Beans. Bush.	POTATOES.		Orchard products. Dolls.	Wine. Gallons.	Produce of Market Gardens. Dolls.	DAIRY PRODUCTS.			SEED.			SUGAR.			BEES.		Forest products. Dolls.	Value of Home Manufactures. Dolls.	Value of animals slaughtered or sold for slaughter. Dolls.	TOTAL VALUE. Dolls.										
			Irish. Bush.	Sweet. Bush.				Butter. Lbs.	Cheese.* Lbs.	Milk sold. Gallons.	Hay. Tons.	Clover. Bush.	Grass. Bush.	Hops. Lbs.	Hemp. Tons.	Flax. Lbs.	Flax-seed. Bush.	Silk cocoons. Lbs.					Maple. Lbs.	Cane. Hhds. (1,000 lbs.)	Molasses. Gallons.	Wax. Lbs.	Honey. Lbs.					
25	26	27	28	29	30	31	32	33	34	35	36	37	38	39	40	41	42	43	44	45	46	47	48	49	50	51	52					
	38		25					300													30			25	190	560	1					
	33		25					300			5										25	40	20	35	179	655	2					
	33		20		15			350			16												50	32	60	640	3					
	50		30					200													45		30	89	174	955	4					
			110																				105			768	5					
	50							150																	100	1565	6					
	30							100															30		35	290	7					
			20	5				200															60		80	390	8					
	23		15					150			4												90	22	40	450	9					
			50					300			3														300	1500	10					
			20		15			100																	40	200	11					
	30		30					100			5														35	50	160	12				
	30		100	6				300			2															190	890	13				
																											100	14				
			15					100																18	10	260	875	15				
	60		15					300																20		140	580	16				
	40		20					250			2															40	100	550	17			
								100																			65	320	18			
	20		25					200																			160	500	19			
																												50	20			
	65		30		10			500			10																150	900	21			
			20					200																			380	750	22			
			20					100																			80	250	23			
	30							300																			80	250	23			
	30							300																				1400	24			
	70		40		150			700			25																260	1875	25			
	60							300			18																50	150	725	26		
	24		10					300																			20	85	435	27		
	23		20					200																				100	350	28		
	70		150	10				300			3																	250	950	29		
			20																									40	320	30		
			20		25			100			3																	60	740	31		
	35		25		200			400			10																	230	1000	32		
								200			5																		50	250	33	
		4	20					200																					90	1500	34	
	8							100			4																		20	48	200	35
	40							100			3																		40	50	200	36
	80		40					100			10																		90	40	400	37
								400																						300	800	38
	21		8					100																					3.5	16	100	39
			20					200																						10	50	40

\* This will include only such cheese as is made upon the farm. Milk sent to cheese factories will be regarded as milk sold off the farm.

963 4 483 191 425 8250 128 562 33 860 1380 638 5107 22293 22590



SCHEDULE 3.—Productions of Agriculture in Pratt Creek Township, in the County of Harrison, in the

Post Office: Lainsville Mo



Name of Agent, Owner, or Manager.	ACRES OF LAND.			PRESENT CASH VALUE.		Total amount of wages paid during the year, including value of board.	LIVE STOCK, JUNE 1, 1870.								PRODUCE DURING THE YEAR.										
	Improved.	UNIMPROVED.		Of farm.	Of farming implements and machinery.		Horses.	Mules and Asses.	Milk Cows.	Working Oxen.	Other Cattle.	Sheep.	Swine.	Value of ALL live stock.	WHEAT.		Rye.	Indian Corn.	Oats.	Barley.	Buckwheat.	Rice.	Tobacco.		
		No.	Woodland.												Other unimproved.	Dolls.								Dolls.	No.
1	2	3	4	5	6	7	8	9	10	11	12	13	14	15	16	17	18	19	20	21	22	23	24		
Goodnight Anna	16	75		600																					
Neff Elisha S.	260	209	766	15575	300		20	11	48	15	11	2000	140		80	1000	400								
Stanly John	25	70		1000			3	2	2	23	12	300			25	40	200	25							
Neff Mary	18	77		1000	25		6	2	4	35	12	400	30				155								
Utter Richard	25		65	1000	50		3	2	2	50	5	400	50				150	100							
Ralcher William	60	80	80	3000	100		5	4	6	15	15	600	100				500								
Springer Wilson	40		60	1500	125		4	2	8		40	600	20	20			200	100							
Springer William	40		60	1500	125		4	1	9		40	600	20	20			200	100							
Brown Porter	80	40	40	2000	50		4	3	3	8		15	600	40			500	20							
Roberts James M	100	220		6000	100		3	2	2	8		22	800	50			600								
Roberts James M	10			200	16		4	2	5			500													
Record Mary A	39	80	81	2000	50		1	2	3	8	14	25	500		57	57	600	300							
Moore Phillip	50		30	1000	25			2	2	5		9	200	30			100	100							
Linsbaum John	120	40		1200	250		7	6	10	7	25	500	45		85	1000	315								
Yocky David	127	80	33	2500	100		6	4	12	28	32	600	40				300								











State of Missouri, enumerated by me on the 18<sup>th</sup> day of Aug, 1870.

J. B. Dill, Ass't Marshal.

YEAR ENDING JUNE 1, 1870.

Cotton.	Wool.	Furs and Beavers.	POTATOES.		Orchard products.	Wine.	Produce of Market Gardens.	DAIRY PRODUCTS.			SEED.			Hops.	Hemp.	Flax.	Flax-seed.	Silk cocoons.	SUGAR.		BEES.		Forest products.	Value of Home Manufactures.	Value of animals slaughtered or sold for slaughter.	Estimated value of all farm produce, all farm products, all farm manufactures and additions to stock.			
			Irish.	Sweet.				Butter.	Cheese.*	Milk sold.	Hay.	Clover.	Grass.						Maple.	Cane.	Molasses.	Wax.					Honey.	Dolls.	Dolls.
Bales (450 lbs.)	Lbs.	Bush.	Bush.	Bush.	Dolls.	Gallons.	Dolls.	Lbs.	Lbs.	Gallons.	Tons.	Bush.	Bush.	Lbs.	Tons.	Lbs.	Bush.	Lbs.	Lbs.	Hhds. (1,000 lbs.)	Gallons.	Lbs.	Lbs.	Dolls.	Dolls.	Dolls.	Dolls.		
25	26	27	28	29	30	31	32	33	34	35	36	37	38	39	40	41	42	43	44	45	46	47	48	49	50	51	52		
	80		20		100			600			10												100	160		340	2160		
			100					400													30			40			900		
	30		10					200																	30	70	300		
	55		20		300			200													40		200		50	215	1100		
			50		80			200													20			100		160	1000		
			20					500													60			40		270	750		
	247		100					500			5													30		275	1350		
	100		10					300													70			50		100	1400		
			100	6				500			2										40			20		160	900		
	24		120					200																15		110	610		
	400		60					300	500		4										20	30	200	40		310	1550		
	100		20		15			400			20													50		250	855		
	40		40					300													40				50	125	450		
			10					200																15		75	450		
	30		40					200													25				35	275	800		
	90	5	60					200			8										80					100	650		
	60		30					300													30		20		50	230	860		
	44							200																40	40	75	325		
	60		15					300			7										40				60	210	1160		
			20					100													50					80	275		
								200													80					40	415		
	35		30					300			2														50	190	450		
			25					400			10	4									250	5	50	145		300	1480		
	50		25		25			200			10										80		300	100	45	150	900		
	45		20		30			300			2										40					150	700		
	17		20		10			300			2										34				20	165	530		
			20					200													24			170		140	1180		
			25		15			300			2										20			50		385	1100		
	50		20																		45		50	80	60		350		
	100		20					500			25										80			25		380	2200		
	45	4	30					300													70			100	80	150	900		
	100		20					400			7										40			50	100	215	1660		
			10					200													40					20	230		
	100		15					300			3										100				50	150	1000		
			20		5			200													15					75	500		
	100		30		40			400			15										35		100		100	130	1100		
	70		25					300													40			100	65	300	1000		
			20																					20			200		
	50		30					400													30				50	20	500		
	20		25					200													40			10	20	80	425		
	2142	9	1425	6	540			1500	500		129	4								8			1608	35	1035	1355	935	6530	34665

\* This will include only such cheese as is made upon the farm. Milk sent to cheese factories will be regarded as milk sold off the farm.











SCHEDULE 3.—Productions of Agriculture in Union Township, in the County of Harrison, in the

Post Office: Cainsville Mo



Name of Agent, Owner, or Manager.	ACRES OF LAND.			PRESENT CASH VALUE.		Total amount of wages paid to laborers, including value of board.	LIVE STOCK, JUNE 1, 1870.								PRODUCE DURING THE										
	Improved.	UNIMPROVED.		Of farm.	Of farming implements and machinery.		Horses.	Males and Asses.	Milch Cows.	Working Oxen.	Other Cattle.	Sheep.	Swine.	Value of ALL live stock.	WHEAT.		Rye.	Indian Corn.	Oats.	Barley.	Buckwheat.	Rice.	Tobacco.		
		No.	Woodland.												Other unimproved.	Dolls.								Dolls.	No.
1	2	3	4	5	6	7	8	9	10	11	12	13	14	15	16	17	18	19	20	21	22	23	24		
Russ Lyman B	12	60	88	250			2	1					200	60			100								1
Russ Henry M	40	80	200	1000	150	200	5	1	5	6	17	14	19	1350	30			300	300						2
Edson Daniel	50	150	20	1500	75		4	2		8			25	820	50			500	100						3
Miller Mercy A	20	40	60	500	200		5		3		3	12	6	420				200	200						4
Watt William W	110	115	134	3000	300	50	6	2	2		42	34	80	2100	75		50	1700	125						5
Edson Alonzo S	100	80	90	2500	200		7		4		3	38	14	1020	35			1000	700		4				6
Snipes John	15	20	97	500	75		3		4		2	21	8	500	20			50							7
Geyer John H	40	132		1000	100		2		2		1		9	300				300							8
Shively Sylvania	15	31	35	450	30		3		2		1	12	4	300				200							9
Denton Francis M	25	31	25	600	175		3		3		4	8	10	550	22			200						100	10
Phillips Lewis	50	75	78	1500	150		9		5		6	50	23	1300	42		45	300	160						11
Logsdon Daniel	50	107		1500	150		6		3		5	20	4	750	75		80	200	200						12
Logsdon James	15	45	25	450	50		2		2		8	5	8	450				150							13
Lotter Daniel	45	75		1200	125	50	4	2	6		11	50	7	1050	18		80	300	200						14
Pburn James H	90	120	150	2700	200		6		5		12	20	40	1275				2000	300						15
Rice Henry	40	60	72	1000	60	125	2	2	4		3		23	700				1000							16
Riggs John H	35	58		875	80	100	7		2			17	9	750	55			300						100	17
Wright John	40	57		1000	100		4		2		2	20	14	600	40			500	100						18
Woodman Ansi	25	55		600	100		2		1			12	225	30				100							19
Edson Levi C	20	60	50	1500	100		4		3			12	28	550	100			700	300						20
Hook Ransom D	26	20	94	600	100		2	2	1			8	500	33				600							21
Shumard Chas P	35	6	121	1000	150		4	1	6		1	26	24	800	17			500	100						22
Shumard Francis A	50	45	70	1200	100		3		3			15	20	700	10		20	200	300					100	23
Henry James	70	15	10	1500	200		4		2		7	10	10	580	58			800						200	24
Lundy Eli	50	10	30	1200	100		5		3		1	20	620	65				200							25
Lundy Philander	100	20	40	2500	250	100	5		3		6	100	26	860	65			200	400						26
Powery David	60	80	47	1500	150		4		2		1	6	660	30		60	1200	300							27
Griffes James	50	110		1200	150		8		1			28	765	80				600	300						28
Richardson Edd B	60	10	100	1500	100		6		4		4	25	30	860	170			600	200						29
Davis Joel	30	30	20	750	100		3		2			5	400	50				150	100						30
Hughes Robert	8	32		2000	40		2	1	2		2	3	400					100							31
Hughes James M	180	100	80	5400	300	250	5		6		57	20	2500	60				800	200						32
Pinchard Valentine	100	20	20	3000	300		8		6			25	20	1110	208			1000	130						33
Richardson Perry C	30	20	70	600	250		2		3			30	10	400	45			400	100						34
Richardson Wm H	40		20	800	125		2		2			12	340	100				400	60						35
Cheney Albert B	25	15	55	500	100		4		2		1	15	535					100							36
Grant Levi	50	5	30	1000	40		2		1			4	340	50				125							37
Grant George W	25	30	55	500	75		3		3		2	20	16	450	16			200	200						38
Wright James J	60	20	20	1500	150	75		2	2		6	7	620	78				150	100						39
Lundy Jonathan	65	40	95	1500	125	100	2	2	2			20	750	28				50							40

2001  
2040  
4101  
51315  
53225  
1050  
160  
15  
114  
6  
216  
519  
641  
29400  
1815  
335  
19445  
4085  
5175  
4  
600



State of Missouri, enumerated by me on the 24 day of Aug, 1870.

Joe B. Hill, Ass't Marshal.

YEAR ENDING JUNE 1, 1870.

Cotton. Bales (50 lbs.)	Wool. Lbs.	Peanut Beans. Bush.	POTATOES.		Orchard products. Dolls.	Wine. Gallons.	Produce of Market Gallons.	DAIRY PRODUCTS.			SEED.			SUGAR.			BEES.		Forest products. Dolls.	Value of Home Manufactures. Dolls.	Value of animals slaughtered or sold for slaughter. Dolls.	Estimated value of all live stock, including the terms and addi- tions to stock. Dolls.													
			Irish. Bush.	Sweet. Bush.				Butter. Lbs.	Cheese.* Lbs.	Milk sold. Gallons.	Hay. Tons.	Clover. Bush.	Grass. Bush.	Hops. Lbs.	Hemp. Tons.	Flax. Lbs.	Flax seed. Bush.	Silk cocoons. Lbs.					Maple Lbs.	Cane. Hhds. (1,000 lbs.)	Molasses. Gallons.	Wax. Lbs.	Honey. Lbs.								
25	26	27	28	29	30	31	32	33	34	35	36	37	38	39	40	41	42	43	44	45	46	47	48	49	50	51	52								
			15					100																		25	150	1							
	75		50					200			3										40		60	70	300		1000	2							
	20		15					200			12										30			20	140		700	3							
	40							300																40	75		400	4							
	100		200					400			14										150		160	100	700		2500	5							
	28		50					200													20		150	25	300		1500	6							
	25		15					300													10	125	125		140		680	7							
			20					300			5										25		30		175		675	8							
	36		10					100															100	40	80		300	9							
	25		20					300													25		80	30	150		450	10							
	60		25					400													65		40	65	440		1000	11							
	40		40					400			4										50			50	170		700	12							
	15		20					200													30		20	15	150		300	13							
	65	8	50					150			20										20		85		235		780	14							
	60		150		150			400													50		120	60	450		1710	15							
			50					400													100		400	30	220		950	16							
	50		20					200													35		30	50	170		600	17							
	50		20					200													20			45	150		600	18							
			25					100													60				30		275	19							
	20		30					300			3										35		120		255		1175	20							
								50													20		30				400	21							
	56		20					200			10										80		100	30	50	120	700	22							
			60					300													20		50	30			225	23							
	10		100					200													10		100	120	10	120	850	24							
			40					300																		90	550	25							
	210		20					200			14										24		60		390		1150	26							
		4	20					200													22		50		75		1130	27							
			40					100															5	50	200		700	28							
	50		20					400			2										36		50		100		1000	29							
			25					200																		80		350	30						
			40		500			100																		70		660	31						
			20		10			300			6	3												30	400		1400	32							
	90		40					400			4													75	175		1200	33							
	60		20					200																30	75		500	34							
								100																50		50		400	35						
			120					200																50	180		50	410	36						
								50			1													10		175		375	37						
	40		30					300															200	80		250		740	38						
			10					300			3													15		240		535	39						
								150																		170		675	40						
1225		12		1150		660		9400		101		3								5		1019		125		1150		1550		885		4065		80395	

\* This will include only such cheese as is made upon the farm. Milk sent to cheese factories will be regarded as milk sold off the farm.







State of Missouri, enumerated by me on the 29 day of August, 1870.

Jo. B. Hill, Ass't Marshal.

YEAR ENDING JUNE 1, 1870.

Cotton. Bales (50 lbs.)	Wool. Lbs.	Peas and Beans. Bush.	POTATOES.		Orchard products. Dolls.	Wine. Gallons.	Produce of Market Gardens. Dolls.	DAIRY PRODUCTS.			SEED.			SUGAR.					BEES.		Forest products Dolls.	Value of Home Manufactures. Dolls.	Value of animals slaughtered or sold for slaughter. Dolls.	TOTAL VALUE. Dolls.										
			Irish. Bush.	Sweet. Bush.				Butter. Lbs.	Cheese.* Lbs.	Milk sold. Gallons.	Hay. Tons.	Clover. Bush.	Grass. Bush.	Hops. Lbs.	Hemp. Tons.	Flax. Lbs.	Flaxseed. Bush.	Silk cocoons. Lbs.	Maple. Lbs.	Cane. Hhds. (1,000 lbs.)					Molasses. Gallons.	Wax. Lbs.	Honey. Lbs.							
																												25	26	27	28	29	30	31
			30						100		9																	160			700	1-		
			40						300																		20	60	35	700	2-			
			10						100																		10	25	155	210	3			
	50		25						400		2	6																50	450	1080	4			
	68		50						300																		24	75	20	70	365	850	5	
	75		15						700		10	6															20	40	300	1600	6-			
	30		60						300																					80	950	7		
	60		25	10					300		5																	120	60	260	1025	8		
				25					200		2																			175	550	9		
	125		160	20					600		20	1														40	100	180	1800	10	10			
	65		15						300		15																		20	270	1150	11		
	100		50						400		6																	50	240	270	2100	12		
			60						200		1																44			230	650	13		
	95		25	12					300																		20	30	160	610	14			
									200																				20	70	230	15-		
	120		20						300																		250			380	1710	16		
			50						100																					85	530	17		
			25						300		3																		94	450	1000	18		
	40		75						300																				100	200	1000	19		
			25						300																				75	125	850	20		
	140		20						200																					150	230	900	21	
			20						300																				50	70	100	925	22	
	30		20						300																					40	30	110	470	23
	70		50						400		3																			70	500	900	24	
	40		30	10					300		5																		80	155	650	25		
			10						200	400	2	14																			160	800	26	
			20	100					400																				40	200	500	1700	27	
	40		30						200																				120	30	40	110	630	28
																																		29
																																		30
																																		31
																																		32
																																		33
																																		34
																																		35
																																		36
																																		37
																																		38
																																		39
																																		40
	1448		960		144				8300	400	83	24														5	493		335	1480	420	6105	26240	

\* This will include only such cheese as is made upon the farm. Milk sent to cheese factories will be regarded as milk sold off the farm.



SCHEDULE 3.—Productions of Agriculture in Washington Township in the County of Marion, in the

Post Office: Bethany Mo



Name of Agent, Owner, or Manager.	ACRES OF LAND.			PRESENT CASH VALUE.		Total amount of wages paid during the year, including value of board.	LIVE STOCK, JUNE 1, 1870.								PRODUCE DURING THE YEAR.										
	Improved.	UNIMPROVED.		Of farm.	Of farming implements and machinery.		Horses.	Males and Asses.	Milk Cows.	Working Oxen.	Other Cattle.	Sheep.	Swine.	Value of All Live Stock.	WHEAT.		Rye.	Indian Corn.	Oats.	Barley.	Buckwheat.	Rice.	Tobacco.		
		No.	Wood land.												Other unimproved.	Dolls.								Dolls.	No.
1	2	3	4	5	6	7	8	9	10	11	12	13	14	15	16	17	18	19	20	21	22	23	24		
1. <u>Walter Gibson</u>	20	—	64	800	—	—	2	—	1	—	—	—	30	205	—	—	—	100	—	—	—	—	—	1	
2. <u>Oliver Hall</u>	5	3	75	500	—	—	4	—	2	—	1	4	10	400	—	—	—	100	—	—	—	—	—	40	2
3. <u>Reph Willis</u>	17	—	63	600	95	—	4	—	2	—	17	5	13	475	—	—	—	175	30	—	—	—	—	—	3
4. <u>Levi Nussman</u>	80	50	80	3000	400	—	4	3	2	—	15	35	25	1230	100	—	30	600	100	—	—	—	—	—	4
5. <u>John Fish</u>	50	—	30	400	—	—	2	—	2	—	1	23	15	295	29	15	15	500	—	—	—	—	—	—	5
6. <u>George Nussman</u>	2	—	58	800	—	—	3	—	1	—	—	8	8	250	40	—	—	1000	150	—	—	—	—	—	6
7. <u>Andrew Frazier</u>	80	30	50	3200	500	30	5	—	6	—	6	—	11	425	43	10	—	520	150	15	—	—	—	—	7
8. <u>William Mastley</u>	20	—	10	500	50	—	2	—	2	—	2	14	11	380	20	—	—	150	—	—	—	—	—	—	8
9. <u>Wilson Mastley</u>	60	45	40	6000	200	—	6	—	4	—	10	70	24	1000	33	—	—	250	—	—	—	—	—	—	9
10. <u>Samuel Cain</u>	6	2	33	400	50	—	2	—	1	—	1	10	7	230	26	—	—	50	—	—	3	—	—	—	10
11. <u>Wesley Senior</u>	20	—	40	500	85	—	3	—	—	—	5	—	—	450	40	—	—	100	—	—	—	—	—	—	11
12. <u>Wesley Senior</u>	20	—	—	250	240	—	3	—	1	—	6	—	10	700	40	—	—	100	—	—	—	—	—	—	12
13. <u>Samuel Poe</u>	45	27	35	2500	—	—	2	—	2	—	4	25	13	425	70	—	—	100	25	—	—	—	—	—	13
14. <u>Samuel Poe</u>	14	11	66	600	—	—	2	—	3	—	4	11	10	337	22	—	—	300	8	—	—	—	—	—	14
15. <u>Reph Baldwin</u>	8	—	72	800	75	—	2	—	2	—	2	—	5	380	—	—	—	—	—	—	—	—	—	—	15
16. <u>John Kinsley</u>	35	—	90	1000	100	—	2	—	1	—	—	—	7	200	—	—	—	—	—	—	—	—	—	—	16
17. <u>George Nussman</u>	6	40	34	400	60	—	—	—	2	—	4	20	2	130	—	—	—	—	—	—	—	—	—	—	17
18. <u>John Smith</u>	40	40	—	400	100	50	4	—	4	—	10	31	29	600	45	—	—	800	150	—	—	—	—	30	18
19. <u>Wesley Senior</u>	26	25	48	1500	35	—	4	—	3	—	4	10	14	530	24	—	—	300	—	—	—	—	—	—	19
20. <u>John Beard</u>	20	30	70	2000	10	—	2	—	1	—	1	9	9	300	—	—	—	75	—	—	—	—	—	—	20
21. <u>William Sullivan</u>	12	12	16	250	12	—	1	—	2	—	—	—	19	220	20	—	—	250	—	—	—	—	—	—	21
22. <u>John Vanhook</u>	30	30	40	400	15	—	3	—	3	—	6	13	38	650	10	—	—	100	8	—	—	—	—	—	22
23. <u>George Burges</u>	80	40	—	400	24	—	—	—	2	—	3	30	30	650	75	—	—	500	100	—	—	—	—	—	23
24. <u>John Fealy</u>	60	40	60	2000	350	—	3	—	3	—	3	—	18	450	54	—	—	500	—	—	—	—	—	—	24
25. <u>John Kinsley</u>	80	30	35	1500	20	—	2	—	1	—	3	9	13	490	—	—	—	300	75	—	—	—	—	—	25
26. <u>John Cogge</u>	2	—	3	60	20	—	1	—	1	—	1	6	6	130	21	27	—	300	70	—	—	—	—	—	26
27. <u>George Pedigo</u>	12	11	68	800	10	—	3	—	3	—	—	19	6	400	—	—	—	100	—	—	—	—	—	—	27
28. <u>Reph Wright</u>	40	—	40	250	30	—	3	—	3	—	2	4	10	500	—	—	—	200	—	—	—	—	—	—	28
29. <u>John Beard</u>	40	60	45	1500	40	—	4	—	3	—	11	23	30	650	—	—	40	200	25	—	—	—	—	—	29
30. <u>John Wright</u>	12	15	12	600	120	—	3	—	2	—	5	30	13	410	—	—	—	200	—	—	—	—	—	—	30
31. <u>Andrew Wright</u>	3	10	25	500	100	—	3	—	2	—	4	—	3	260	—	—	—	—	—	—	—	—	—	—	31
32. <u>John Borden</u>	5	2	3	600	—	—	—	—	2	—	1	—	4	100	—	—	—	—	—	—	—	—	—	—	32
33. <u>John Gibson</u>	50	100	90	3000	350	100	8	—	3	6	10	40	8	1300	—	—	—	500	50	—	—	—	—	—	33
34. <u>William Kinsley</u>	3	2	35	200	—	—	2	—	3	—	—	11	5	300	—	—	—	100	—	—	—	—	—	—	34
35. <u>Samuel Kinsley</u>	40	150	15	2500	50	—	6	—	11	—	9	7	21	900	—	—	—	300	—	—	—	—	—	—	35
36. <u>William Kinsley</u>	30	—	50	800	—	—	3	—	3	—	2	15	3	570	—	21	—	600	50	—	—	—	—	—	36
37. <u>Andrew Gibson</u>	30	—	50	800	—	—	3	—	1	—	—	—	15	450	—	—	—	500	50	—	—	—	—	—	37
38. <u>Samuel Borden</u>	—	—	78	500	—	—	3	—	2	—	1	—	—	500	—	—	—	—	—	—	—	—	—	—	38
39. <u>Andrew Borden</u>	18	5	57	800	—	—	2	—	1	—	—	—	—	475	—	—	—	—	—	—	—	—	—	—	39
40. <u>John Kinsley</u>	8	—	22	600	—	—	3	—	2	—	—	—	6	1500	20	35	—	500	—	—	—	—	—	—	40

1099 799 1804 45910 3101 150 112 8 85 6 177 155 155 1564 754 108 55 1025 1059 15 3 70



State of Massachusetts, enumerated by me on the 29<sup>th</sup> day of August, 1870.

J. W. Renyon, Ass't Marshal.

YEAR ENDING JUNE 1, 1870.

Cotton.	Wool.	Peas and Beans.	POTATOES.		Orchard products.	Wine.	Produce of Market Gardens.	DAIRY PRODUCTS.			SEED.			Hemp.	Flax.	Flax-seed.	Silk cocoons.	SUGAR.			BEES.		Forest products.	Value of Home Manufactures.	Value of animals slaughtered or sold for slaughter.	TOTAL VALUE.					
			Irish.	Sweet.				Butter.	Cheese.*	Milk sold.	Hay.	Clover.	Grass.					Hops.	Maple.	Cane.	Molasses.	Wax.					Honey.	Dolls.			
Bales (450 lbs.)	Lbs.	Bush.	Bush.	Bush.	Dolls.	Gallons.	Dolls.	Lbs.	Lbs.	Gallons.	Tons.	Bush.	Bush.	Lbs.	Tons.	Lbs.	Lbs.	Hds. (1,000 lbs.)	Gallons.	Lbs.	Lbs.	Dolls.	Dolls.	Dolls.	Dolls.						
25	26	27	28	29	30	31	32	33	34	35	36	37	38	39	40	41	42	43	44	45	46	47	48	49	50	51	52				
1								50													20					300	1				
2	30							260														200		28		229	2				
3	13							50														30		27		210	3				
4	75			75				250			2										85	4	200		87	900	4				
5	29							250													20				37	87	280	5			
6			50					250																	65	200	800	6			
7	100	2	70	3				450					6			8							100			500	1571	7			
8	11		5					100			1											30			10	31	200	8			
9	130							100			3											30			40	46	450	9			
10	25							50			2											20			14	30	115	10			
11																											115	11			
12			10					200			15															121	375	12			
13	40		20					300			7											40			13	100	400	13			
14	24		15					300														30				150	500	14			
15								60																			012	15			
16								300																		14	070	16			
17	20							200																		15	7	060	17		
18	58		75	20				300														40			85	168	1900	18			
19	25							100			3											30	30		14	60	320	19			
20	25																									149	150	20			
21			35					125																		40	300	21			
22	27							100																		16	57	185	22		
23	12		12					100			10															10	50	650	23		
24								200																			126	600	24		
25	27							80																		10	69	600	25		
26	40							150																		80	35	500	26		
27	40							100																		15	70	200	27		
28	20							100																			15	42	150	28	
29	70							200			3														30	10	300	29	29	70	1400
30	20							150																			24	91	300	30	
31								50																			35	045	31		
32								300																			12	075	32		
33	90			12				300			2														30	20	100	700	33		
34	24							100																			10	35	150	34	
35	65			50				300																			14	70	500	35	
36	27		30					150																			40	91	675	36	
37								700																			50	400	37		
38																														38	
39								100																			14	060	39		
40	10							150																			10	72	500	40	
	1077	2	322	81	157			1425			118		6													696	14	650	582	2763	15894

\* This will include only such cheese as is made upon the farm. Milk sent to cheese factories will be regarded as milk sold off the farm.



SCHEDULE 3.—Productions of Agriculture in Washington Township, in the County of Harrison, in the

Post Office: Bethany Mo



Name of Agent, Owner, or Manager.	ACRES OF LAND.			PRESENT CASH VALUE.		Total amount of wages paid during the year, including value of board.	LIVE STOCK, JUNE 1, 1870.								PRODUCE DURING THE YEAR.									
	Improved.	UNIMPROVED.		Of farm.	Of farming implements and machinery.		Horses.	Mules and Asses.	Milch Cows.	Working Oxen.	Other Cattle.	Sheep.	Swine.	Value of all live stock.	WHEAT.		Rye.	Indian Corn.	Oats.	Barley.	Buckwheat.	Rice.	Tobacco.	
		No.	Wood-land.												Other unimproved.	Dolls.								Dolls.
1	2	3	4	5	6	7	8	9	10	11	12	13	14	15	16	17	18	19	20	21	22	23	24	
1. Elden Zimmerman	60	80	20	400	400	30	5	8	30	50	25	1500	80	—	80	1500	200	—	—	—	—	—	—	1
2. Levi Bowser	28	70	60	600	400	—	7	—	4	—	—	3	1700	25	—	—	1000	35	—	—	—	—	—	2
3. Mary Bowser	18	11	50	700	—	—	—	—	—	—	—	—	—	—	—	—	20	—	—	—	—	—	—	3
4. Samuel Hilde	30	60	200	400	300	—	3	—	6	—	9	15	20	800	60	10	15	200	100	—	—	—	—	4
5. John Helms	30	20	60	200	300	—	2	—	14	3	6	40	20	650	100	—	—	500	100	—	—	—	—	5
6. Richard Lamb	70	170	150	2500	—	—	—	—	5	—	15	—	—	450	100	—	—	400	—	—	—	—	—	6
7. Cynthia Graham	30	25	70	1300	50	—	3	—	3	—	3	23	17	350	10	—	—	200	30	—	4	—	—	7
8. Myron Smith	—	7	23	400	—	—	2	—	1	—	1	—	13	280	—	—	—	—	—	—	10	—	—	8
9. William C. Gray	15	70	30	1200	—	—	2	—	2	—	2	—	2	150	14	—	—	150	75	—	10	—	—	9
10. William Campbell	85	30	240	3000	250	—	4	—	5	—	7	24	30	1300	57	10	120	600	100	—	—	—	—	10
11. W. Westlake	36	20	70	1400	125	—	3	—	6	—	3	13	15	500	41	—	—	400	30	—	—	—	—	11
12. James Mettler	30	10	10	1000	110	—	3	3	2	—	11	—	23	750	—	—	—	500	—	—	—	—	—	12
13. James Lynn	20	10	20	1000	135	30	3	—	3	—	3	—	3	325	—	—	—	—	—	—	—	—	—	13
14. Robert Kimmel	40	15	40	2000	150	—	3	—	4	—	6	14	23	650	30	—	—	500	—	—	—	—	—	14
15. Samuel Dirdon	60	40	—	4000	100	—	4	—	1	—	—	11	1100	—	50	—	200	100	—	—	—	—	—	15
16. George Mettler	60	10	54	1000	50	—	1	—	2	4	9	4	4	300	—	—	—	200	—	—	—	—	—	16
17. Samuel Campbell	35	35	—	600	40	—	3	—	5	—	5	19	12	560	27	—	10	50	200	—	—	—	—	17
18. Daniel Smith	25	10	45	800	120	—	3	—	1	—	—	6	270	23	—	—	200	40	—	—	—	—	—	18
19. Elias Pope	25	10	300	3000	300	—	3	—	2	4	1	—	—	600	100	—	—	200	—	—	—	—	—	19
20. James Benlein	—	6	74	800	—	—	2	—	2	—	3	—	11	300	—	—	—	—	—	—	—	—	—	20
21. Asper Moore	40	20	40	1000	125	—	2	—	4	—	13	16	20	620	45	—	20	400	—	—	—	—	—	21
22. Isaac Moore	40	15	130	1200	—	—	—	—	—	—	—	—	—	—	30	—	—	—	—	—	—	—	—	22
23. David Apperson	25	5	10	500	50	—	3	—	4	—	4	14	8	550	40	—	—	400	—	—	—	—	—	23
24. Franklin Harris	40	20	60	1800	—	—	2	—	2	—	3	—	10	400	13	—	—	200	—	—	—	—	—	24
25. Peter Stinson	40	30	60	1000	100	—	4	—	5	—	8	13	12	550	60	—	10	100	—	—	—	—	—	25
26. John Young	10	20	—	400	50	—	2	1	3	—	—	16	6	350	24	—	—	100	—	—	—	—	—	26
27. Henry Brown	7	—	33	4500	100	130	3	—	1	—	—	—	5	350	—	—	—	40	—	—	—	—	—	27
28. George McKee	75	45	560	800	300	150	3	—	2	—	1	—	30	600	32	—	—	—	—	—	—	—	—	28
29. William C.	—	—	—	—	—	25	3	—	2	—	3	—	1	300	—	—	—	—	—	—	—	—	—	29
30. David McLaughlin	40	20	30	3000	100	160	2	—	4	6	7	40	5	500	—	—	5	100	—	—	—	—	—	30
31. Amos Lomas	50	48	60	2000	150	—	2	—	5	6	10	25	13	775	60	—	144	300	78	—	—	—	—	31
32. Henry Redliep	60	30	78	2200	350	100	5	2	4	—	—	24	14	900	27	—	14	600	—	—	—	—	—	70
33. Oliver Pruitt	—	—	30	225	10	—	—	—	—	—	—	5	—	5	—	—	—	—	—	—	—	—	—	33
34. Henry Geo	11	10	26	400	—	—	—	—	—	—	—	—	9	50	—	—	—	—	—	—	—	—	—	34
35. Amos Russell	40	5	5	1300	130	—	4	—	3	—	13	13	15	668	—	—	—	400	—	—	—	—	—	35
36. Robert Ottwood	30	40	10	600	50	—	2	—	1	—	3	7	4	350	31	—	—	200	—	—	—	—	—	36
37. George Ottwood	20	4	20	800	100	—	2	—	2	—	—	1	2	260	—	—	—	50	—	—	—	—	—	37
38. James Fitzgerald	40	—	—	600	50	—	5	—	4	—	4	18	14	600	30	—	12	200	—	—	—	—	—	30
39. Robert Street	30	—	10	500	50	—	2	—	1	—	—	—	21	375	70	—	—	200	50	—	—	—	—	39
40. John Hubbard	6	34	—	500	—	—	2	—	1	—	—	8	4	160	5	—	—	100	11	—	—	—	—	30
		1326	954	2334	73125	11135	600	44	5	129	20	216	1104	1121	20507	1123	70	222	9670	119	24	330		



YEAR ENDING JUNE 1, 1870.

Cotton.	Wool.	Pigs and Poultry.	POTATOES.		Orchard products.	Wine.	Produce of Market Gardens.	DAIRY PRODUCTS.			SEED.			Hops.	Hemp.	Flax.	Flax-seed.	Silk cocoons.	SUGAR.			BEES.		Forest products.	Value of Home Manufactures.	Value of animals slaughtered or sold for slaughter.	TOTAL VALUE.			
			Irish.	Sweet.				Butter.	Cheese.*	Milk sold.	Hay.	Clover.	Grass.						Maple.	Cane.	Molasses.	Wax.	Honey.					Dolls.	Dolls.	
Bales (450 lbs.)	Lbs.	Bush.	Bush.	Bush.	Dolls.	Gallons.	Dolls.	Lbs.	Lbs.	Gallons.	Tons.	Bush.	Bush.	Lbs.	Tons.	Lbs.	Bush.	Lbs.	Lbs.	Hbbs. (1,000 lbs.)	Gallons.	Lbs.	Lbs.	Dolls.	Dolls.	Dolls.	Dolls.			
25	26	27	28	29	30	31	32	33	34	35	36	37	38	39	40	41	42	43	44	45	46	47	48	49	50	51	52			
1	50		20	13				160														200		60	300	1500	1			
2								200			18											100			150		1100	2		
3																											750	3		
4	50				10			300													80	10	60	80	200	600	4			
5	56		50		35			100	50		7												200		200	900	5			
6								400																	25	100	435	6		
7								50														28				95	300	7		
8	6	2	30					100																	7	50	150	8		
9								50																		28	200	9		
10	80		50					300			4											60			71	300	1200	10		
11	20	3	20					130																		24	168	600	11	
12	30							100																		10	250	650	12	
13								100																				000	13	
14	35		20					200														30			56	400	950	14		
15	60							400			22													200	50	40	600	15		
16	30							100														50			30	40	250	16		
17	30		50					200															40	200	50	70	400	17		
18			15					100																		70	300	18		
19			20					100			1															40	87	407	19	
20																										14	614	20		
21	30	2	15		5			250														25	80	38	350	830	21			
22																												030	22	
23	40		30					130														10	20	50	50	480	23			
24			20					50			5													50		38	240	24		
25	30	8	60					350														15			75	275	675	25		
26	40		100					50														35			45	50	275	26		
27																												140	27	
28								100																20		45	105	28		
29																													29	
30	48		100					200																		35	380	30		
31	80	2	150					100														30			75	110	1100	31		
32	58							200																	100	280	900	32		
33																													33	
34																												130	34	
35	30							100															40	30	20	63	400	35		
36	38							90																	35	119	358	36		
37	18							100																		15	21	100	37	
38	40							100																			70	300	38	
39								100																			45	321	39	
40	20							50																		20	42	170	40	
	1024	17	750	13	50			500	20		54														400	50	110	980	4161	17504

\* This will include only such cheese as is made upon the farm. Milk sent to cheese factories will be regarded as milk sold off the farm.












SCHEDULE 3.—Productions of Agriculture in Windsor Township, in the County of Windsor, in the

Post Office: Windsor Mo



Name of Agent, Owner, or Manager.	ACRES OF LAND.			PRESENT CASH VALUE.		Total amount of wages paid during the year including value of board.	LIVE STOCK, JUNE 1, 1870.								PRODUCE DURING THE YEAR.									
	Improved.	UNIMPROVED.		Of farm.	Of farming implements and machinery.		Horses.	Mules and Asses.	Milch Cows.	Working Oxen.	Other Cattle.	Sheep.	Swine.	Value of All Live Stock.	WHEAT.		Rye.	Indian Corn.	Oats.	Buckwheat.	Rice.	Tobacco.		
		Woodland.	Other unimproved.												Dolls.	Dolls.							Spring.	Winter.
No.	No.	No.	Dolls.	Dolls.	Dolls.	No.	No.	No.	No.	No.	No.	No.	Dolls.	Bush.	Bush.	Bush.	Bush.	Bush.	Bush.	Lbs.	Lbs.			
	2	3	4	5	6	7	8	9	10	11	12	13	14	15	16	17	18	19	20	21	22	23	24	
1 William Hale	15	35	15	200	50		3		8	10	7	40	20	190	140			400	200					
2 Mrs Wm Burt	10	30	10	700	200	300	11	4	13		21	60	100	80			700	300		25				
3 Geo Kinnell	25	75		500			3		1			15	3	37.5	30									
4 Wm Thompson	30	5	30	1000	100		3		1		6	3	277	70			200							
5 Richard Warden	8	18	52	1000	40		1		3		5	18	10	335	33		400	40						
6 Amos Warden	10			1000	100		3		4		7	40	16	680	105		500	50						
7 Isaac Taylor	25			300	50		3		3		1	26	4	465			300							
8 Robert Powell	5	15	80	1200	80		1		1		5	1	154	25			100							
9 Wm W. Duffer	60	45	65	2000	125		4		3		3	112	25	800	30		200	100						
10 Wm W. Duffer	60	15	30	1200	25		3		4		20	10	870	70			100	150						
11 Wm W. Duffer	70	70	13	2000	200		3		6		8	40	20	800	100		500	100						
12 Wm W. Duffer	30	15	15	1000	50		1		1			14	8	190	45		50	50						
13 Wm W. Duffer	100	40	180	2400	200	20	3		6		11	35	34	970	33		400	75						
14 Wm W. Duffer				120	600																			
15 Wm W. Duffer	40	20	10	500	130		3		1			9	4	187			400	150						
16 Wm W. Duffer	70	1730	1800	200			2		8		4	20	600	40			200	18						
17 George Burt	40	11	43	1500	150		3		3		5	3	15	130	37		400	170						
18 Wm W. Duffer	33	40	170	2000	125		3	1	7		12	25	900				400	150						
19 Wm W. Duffer	9	1	30	300					1		7	10	12	380			30							
20 Wm W. Duffer	10	19		2000	100		3		3			21	400	80			600							
21 Wm W. Duffer	40	178		1000	150		2		3			1	250	40			200	100						
22 Wm W. Duffer	13			130	35				1		1	1	100	18			200							
23 Wm W. Duffer	45			500	75		3						75				100							
24 Wm W. Duffer	15			200	40		2					1	110	18			100	30						
25 Wm W. Duffer	8	43		300	25		3		2		1	5	6	360			300	60						
26 Wm W. Duffer	30	80	150	1000	200	60	4		5	8	35	85	30	2100	225		1000	500						
27 Wm W. Duffer	10	38		250	50		3		4		4	26	5	340										
28 Wm W. Duffer	80	40	80	3000	300	300	5	1	6		11	1	12	870	75		500	60						
29 Wm W. Duffer	65	20	90	2500	150		3		6		3	17	11	664	30		350	100						
30 Wm W. Duffer	80	80	30	1000	75		3		4		13	8	650				200	40						
31 Wm W. Duffer	30	30		1000	100		6		4		3	30	3	730			300				25			
32 Wm W. Duffer	30	30	70	1500	50		2		1		5	18	243	12			100							
33 Wm W. Duffer	170	80	70	4000	150		4		3		1	16	30	546			1500				8			
34 Wm W. Duffer	10	10		150	50		3		1		1	8		125			100							
35 Wm W. Duffer	50	7		1800	50		3		1		5	6	300	40			300							
36 Wm W. Duffer	20			500			2							200			400	50						
37 Wm W. Duffer	30	80	2900	4000	100		12		6	2	30	40	13	1540			600	200		30				
38 Wm W. Duffer	20	60		800	50		2		2		2	6	350				400	35						
39 Wm W. Duffer	20	40	60	2000	50		3		2		4	18	8	350			200							
40 Wm W. Duffer	25			350			2		6		11	18	250				150	100						
	2088	1100	6005	80190	3925	480	112	6	127	99	220	640	457	24575	1306	70	12530	2525	63		25			











State of *Massachusetts*, enumerated by me on the *July* day of *1870*, 1870.  
*J. H. Remond*, Ass't Marshal.

YEAR ENDING JUNE 1, 1870.																									TOTAL VALUE.						
Cotton.	Wool.	Peas and Beans.	POTATOES.		Orchard products.	Wine.	Produce of Market Gardens.	DAIRY PRODUCTS.			SEED.			Hops.	Hemp.	Flax.	Flax-seed.	Silk cocoons.	SUGAR.		BEES.		Forest products.	Value of Home Manufactures.	Value of animals slaughtered or sold for slaughter.	Estimated value of stock, including herds, flocks, and additions to stock.					
			Bales (150 lbs.)	Lbs.				Bush.	Dush.	Dush.	Dolls.	Gallons.	Dolls.						Duff.	Cheese.*	Milk sold.	Tons.					Bush.	Bush.	Lbs.	Tons.	Lbs.
25	26	27	28	29	30	31	32	33	34	35	36	37	38	39	40	41	42	43	44	45	46	47	48	49	50	51	52				
			60					400			12															746	1000				
	20		17					75													7				12	50	300				
			15		10			50																		60	300				
	30	2	100					240													50	3	15		80	90	800				
	40		25					120																		110	400				
	13																									15	300				
	25		5					80													15				25	125	400				
	65		20					75													30				75	200	1000				
	30		100	8	20			150			2										30	30	300		50	200	1000				
	30		16		10			130			16										42			10		200	600				
	40		30					150													12				50	60	800				
	48		8					100			25										40		20		80	200	800				
	16		19	6	23			125			5										10				50	600					
	21				15			75			7										10				50	400					
	30		30	4				160													60				25	100	300				
	185		25	6				300			2										30				100	100	800				
																											200				
	28		25					175								23					15				30	60	400				
	30		8					150													200					175	1000				
	20		32					60																	8		200				
	16							40													20				10	50	300				
																											200				
	12		20					60													20				6	60	400				
	53		25		2			125			2										13				5	100	300				
																										14	300				
	20		50					100													400				200	100	400				
	80		20					200													80				60	250	1000				
	58		50					200															1	50		6	125	800			
	30		15					50																			200				
	90		78					50																			80	300			
	76		18					125													35					200	400				
	20		15					125			6										13				20	100	400				
			12		5			100			20		10												100	5	25	100	100	300	
			13					100													42					75	250				
	16		12					75			3			15		1	1				40					100	300				
	60		60					100													10				30	20	300				
	30		30					75			2										50		60		8	100	500				
	24		50					230													20		25			150	300				
	23		10																							30	200				
	35		5					75													10				30	60	500				
12	23	2	10	15	10	8		400			10	10		15	25	1	1			14	16	39	49	10	9	90	43	55	19	5	50

\* This will include only such cheese as is made upon the farm. Milk sent to cheese factories will be regarded as milk sold off the farm.



SCHEDULE 3.—Productions of Agriculture in *White Oak Township* in the County of *Harrison*

Post Office: *Bethany, Mo.*



Name of Agent, Owner, or Manager.	ACRES OF LAND.			PRESENT CASH VALUE.		Total amount of wages paid during the year, including value of board.	LIVE STOCK, JUNE 1, 1870.								PRODUCE DURING THE YEAR.								
	Improved.	UNIMPROVED.		Of farm.	Of farming implements and machinery.		Horses.	Mules and Asses.	Milch Cows.	Working Oxen.	Other Cattle.	Sheep.	Swine.	Value of All Live Stock.	WHEAT.		Rye.	Indian Corn.	Oats.	Barley.	Buckwheat.	Rice.	Tobacco.
		Wood-land.	Other unimproved.												Dolls.	Dolls.							
1	2	3	4	5	6	7	8	9	10	11	12	13	14	15	16	17	18	19	20	21	22	23	24
Bryant Moses	33	3	27	1500	50		3		2		2	24	24	300	67			500	400				150
Arthur J. W.	30	10	30	1000	50		3		2		2	24	10	375				175					
Barnes Jefferson	40	30	95	1200	30		4		1			30	4	350		282		100	40				
Smith William	110	20	53	3500	250		5		6		13	39	40	650		75		100	200		25		
Smith Francis	40		9	300	100		1	2	3		5	16	12	380	60			400	400				
Rhodas William	20	10		245	25		3		3				4	240				250					20
Samuels Henry	70	60	25	2300	100	60	6		5		5	40	25	800	75	25		600	75				200
Holt William Jr	100	160	41	8500	300	400	7		2		8	37	45	650	78			1500	40				
Williams George	20	20	40	1000	30		2		3		4	10	20	300				100					20
Hall John	100	20		3500	100		4		3		2	20	44	200	62	10	60	300	200				
Gardner John	40	40		1200	30		3		2				3	150	100			800					
Stark Lebron	100	20		200	25		3		1					150					30				
Miller Robert	15	20	45	180	125		8		4		8	39	16	600				600	400				
Ward Joseph	43		36	1600	200		9	1	6		10	30	20	1200	40	12		800	300				20
Allen Jacob	60	10	18	1500	40		6		2		3	20	11	400				400	50				100
Baldwell John	25	5	30	1000	400		2		2		3	20	19	350	20			400			20		100
Mathews Benton	20	5	25	800	30		3	1	2		3	15	6	330		100		300	50				25
Grayton John E.	110	58		3000	100		18	5	4		8		56	1250	15			4000	400				
Harris William	55	40	95	2500	250		6	1	4		3	30	12	600	27	44	30	400	80				
Orstrom Ann	60	40	100	1000	75		5		1		1	18	18	400	100		10	300	60				30
Javis John	30	14	40	1340	25		5		2		1	14	30	430	69		68	150	50				30
Blessing William	20	60		1000	25		5		5		2	21	20	430	65			150	30				100
Miller George	70	15	8	2000	200		5		2		17	10	22	350	150		40	300					
Green Marcus	35	40	45	2400	100		3		3		5		19	400	100			100	125				300
Stinson William	35	40	44	1200	50		8		2		4	30	11	400	92		59	100	250				10
Ladd Thomas	60	30		1600	100		7		4		4	30	18	800	71		71	100	200				
Barton George W.	80	40	130	5000	200		5		6		4	43	60	1000	20		120	1000	500				300
Joseph Sullinger	13	21	27	700	125		3	1	3		13		4	350				75	100				
Powers James	25	40	36	1400	60		3				1	10	12	400	48		12		50				30
Wetland Charles	15	7	28	800	150		21	2	1		1		1	300									
Passham William	25	15	3	1000	50		2		2		4	11	30	400	42		21	400					300
Powers David	19	15	56	900	75		2		2		2		11	300	40			50					
Chouse Jonathan	15	20	35	700	100		5		5		1	12	30	560	28			600	100		5		
Bender Jacob	30	10	50	1000			4		2		4	3	4	380	25			100	100				
Bender Robert	24	11	47	1200	75		5		3		7	9	18	600	40			240	100				
Johnson Alexander	15	60	85	1600	60		2		1		2		2	750	30			75					
Frank Anthony	75	70	115	8000	100		9		6		84	5	17	500	100		25	200	50	24	6		
Gardner Thomas	45	10	75	2000	100		5		5		11	36	35	350	68			350	132				
Javis Gilford		63	160	1100	100		3	1	2		2		5	400		31		200					
Smith Peter	80	80	40	8000	60		8		4		5	30	20	400	50			700	120				25
	1504	1232	1656	65970	4460	4165	206	14	115		256	666	724	19035	1682	579	516	13715	4472	24	56		1560



State of *Missouri*, enumerated by me on the

day of *July*, 1870.

*J. H. Newton*, Ass't Marshal.

YEAR ENDING JUNE 1, 1870.

	Cotton. Bales (450 lbs.)	Wool. Lbs.	PEAS AND BEANS.			POTATOES.		Orchard products. Dolls.	Wine. Gallons.	Produce of Market Gardens. Dolls.	DAIRY PRODUCTS.			SEED.			Flax. Lbs.	Flax-seed. Bush.	Silk cocoons. Lbs.	SUGAR.		BEES.		Forest products. Dolls.	Value of Home Manufactures. Dolls.	Value of animals slaughtered or sold for slaughter. Dolls.	TOTAL VALUE. Dolls.		
			Dush.	Bush.	Bush.	Dolls.	Bush.				Bush.	Gallons.	Tons.	Bush.	Bush.	Lbs.				Tons.	Lbs.	Hds. (1,000 lbs.)	Gallons.					Lbs.	Lbs.
	25	26	27	28	29	30	31	32	33	34	35	36	37	38	39	40	41	42	43	44	45	46	47	48	49	50	51	52	
1		40		10					75													12			20	125	300	1	
2		70		10					100													20	20		40	50	300	2	
3		57		10					60													8				50	250	3	
4		100		125	25				300	250												125			110	125	1000	4	
5		40		50					150													30			40	75	300	5	
6				10	5				125																	50	300	6	
7		86		40	40	25			300		8	2										40	25		50	200	800	7	
8		86		20	4	75			150		1															150	300	8	
9		70		15					130													7			15	50	250	9	
10		42		20		75			150													20			30	200	700	10	
11									100													20				75	300	11	
12		50							150																	25	300	12	
13		70							200																	50	200	500	13
14		80		50		75			350		2											300	80		25	225	1000	14	
15		14		30					125		2											25			10	100	300	15	
16		40		60	10				150															150		50	100	400	16
17		50		12					150		3													5	50	50	50	400	17
18				50		10			200		4													12	175	30	80	1000	18
19		60		20		75			200		10											33			40	150	800	19	
20		50		20		10			60													31		8	50	100	500	20	
21		31		70					125													32			20	50	500	21	
22		38		15					150																	25	100	400	22
23		25		10					100		2											125			20	225	500	23	
24				12					125																	50	400	24	
25		30							125		3											25			50	100	400	25	
26		70		100		40			200		10											60			150	180	800	26	
27		70		100					175													10			100	200	800	27	
28				10					100															10	10	50	300	28	
29		56		50					50														2	100	30	100	300	29	
30																											300	30	
31		16		15					150													28			10	75	300	31	
32				15					125																	30	300	32	
33		36		20					200													15	100		75	200	500	33	
34		15		20					125		1											22			20	50	300	34	
35		32		20					60													16			25	100	400	35	
36									60																	35	200	36	
37		85		20		30			250		4											20	50		25	100	800	37	
38		129		15					150													24	3	50		225	400	38	
39		40		25		25			150																		300	39	
40		80		100					125													40	1	2	35	140	500	40	
	1758			1174	64	440			3990	250	5	2									1945	23	12	5	1100	4165	19000		

\* This will include only such cheese as is made upon the farm. Milk sent to cheese factories will be regarded as milk sold off the farm.







State of Missouri, enumerated by me on the \_\_\_\_\_ day of July, 1870.

J. P. Kempner, Ass't Marshal.

YEAR ENDING JUNE 1, 1870.

	Cotton. Bales (50 lbs.)	Wool. Lbs.	Pens and Decons. Bush.	POTATOES.		Orchard products. Dolls.	Wine. Gallons.	Produce of Market Gardens. Dolls.	DAIRY PRODUCTS.				SEED.		Hops. Lbs.	Rapp. Tons.	Flax. Lbs.	Flax-seed. Bush.	Silk cocoons. Lbs.	SUGAR.			BEES.		Forest products. Dolls.	Value of Home Manufactures. Dolls.	Value of animals sold for slaughter. Dolls.	TOTAL VALUE. Dolls.			
				Irish. Bush.	Sweet. Bush.				Butter. Lbs.	Cheese.* Lbs.	Milk sold. Gallons.	Hay. Tons.	Clover. Bush.	Grass. Bush.						Maple. Lbs.	Cane. Hds. (1,000 lbs.)	Molasses. Gallons.	Wax. Lbs.	Honey. Lbs.							
	25	26	27	28	29	30	31	32	33	34	35	36	37	38	39	40	41	42	43	44	45	46	47	48	49	50	51	52			
1				20					70																		55	250	1		
2				100					70			5											40				50	300	2		
3		24		50		260			250			16	5			50	4						75	6	50		25	400	300	3	
4		15		20					300			8	2										40	400		30	275	600	4		
5		10		30		75			500			25											20	10	80			125	800	5	
6		115		15		10			350			15											35		30			300	1000	6	
7		15		10					200			4											5					300	800	7	
8		48		10					125			10											55				35	100	500	8	
9				10		25			120																			300	800	9	
10		75		20					100																		30	160	400	10	
11		10		15					70			6															150	400	11		
12		70		10					125			5																200	500	12	
13				12		75			250																			175	400	13	
14		60		30		75			250			6															50	125	600	14	
15		130		50		400			500			20				200											100	400	2000	15	
16		24		20		75			75																			50	500	16	
17		40		20		20			700			4																15	125	800	17
18		65		10					100																			100	400	18	
19		75		15		75			150			6																18	75	500	19
20		100		15		250			500			15																60	400	1500	20
21				15					125																			50	300	21	
22		24		20		100			100																			160	260	600	22
23		50		10					150																			50	400	23	
24		25		18					100																			30	125	300	24
25		30		20					125																			25	30	280	25
26		28		8					125																			15	150	300	26
27		40		10					75																			100	300	27	
28		12	12	100					300																			150	1000	28	
29		27		20					175																				130	380	29
30		35		10		25			225			12	35															30	200	600	30
31		60		20		150			200			2																300	1000	31	
32		40		20					100																			100	50	300	32
33		53		20	3	25			175			4																125	600	33	
34		200		15		15			175			6																900	1600	34	
35		110		20		40			250			4																100	100	500	35
36																															36
37																															37
38																															38
39																															39
40																															40
	1720	12	588	9	1685				7205			172	42		250	4						519	101	1275		500	665	22410			

\* This will include only such cheese as is made upon the farm. Milk sent to cheese factories will be regarded as milk sold off the farm.







State of Missouri, enumerated by me on the \_\_\_\_\_ day of July, 1870.

J. W. Kemper, Ass't Marshal.

YEAR ENDING JUNE 1, 1870.

Cotton.	Wool.	POSS AND LEGUMS.			POTATOES.		Orchard products.	Wine.	Produce of Market Gardens.	DAIRY PRODUCTS.			SEED.					SUGAR.			BEES.			Forest products.	Value of Home Manufactures.	Value of animals slaughtered or sold for slaughter.	TOTAL VALUE.	
		Bales (450 lbs.)	Lbs.	Bush.	Bush.	Bush.				Dolls.	Dolls.	Dolls.	Lbs.	Lbs.	Gallons.	Tons.	Bush.	Bush.	Lbs.	Tons.	Lbs.	Bush.	Lbs.					Lbs.
25	26	27	28	29	30	31	32	33	34	35	36	37	38	39	40	41	42	43	44	45	46	47	48	49	50	51	52	
1	75		50		15				350			16									25		30		75	300	750	1
2	100	4	40						125				18												25	240	600	2
3			8						75																	225	400	3
4			15						75													25				62	400	4
5	30		30		75	30			125													15			25	150	500	5
6	20		20		15				200			2			300							10				75	400	6
7	20		15		10				75													30				75	300	7
8	135	3	125		5				175			8										9	7	80	50	200	600	8
9	30			1					125													28	2			75	400	9
10	50		60	20					300			4										70				200	500	10
11	132		10						200			3										75	50			68	600	11
12	78		30	20					200			5										39			50	150	500	12
13	15	2	30		16				350			1										25	20	300	50	200	1000	13
14	40		8		35				250			5											5			150	300	14
15	15		40						150													25					280	15
16	39		16						75														2	40	15	115	250	16
17	30		10						75													25			20	50	250	17
18																												18
19																												19
20																												20
21																												21
22																												22
23																												23
24																												24
25																												25
26																												26
27																												27
28																												28
29																												29
30																												30
31																												31
32																												32
33																												33
34																												34
35																												35
36																												36
37																												37
38																												38
39																												39
40																												40

809 90 546 11 170 30 29 25 44 18 40 36 500 310 2335 8130

\* This will include only such cheese as is made upon the farm. Milk sent to cheese factories will be regarded as milk sold off the farm.