

SCHEDULE 3.—Productions of Agriculture in Big Creek Tap, in the County of Henry, in the

Post Office: Clinton

Name of Agent, Owner, or Manager.	ACRES OF LAND.			PRESENT CASH VALUE.		Total amount of wages paid during the year, including value of board.	LIVE STOCK, JUNE 1, 1870.								PRODUCE DURING THE YEAR.									
	Improved.	UNIMPROVED.		Of farm.	Of farming implements and machinery.		Dolls.	Dolls.	Horses.	Mules and Asses.	Milk Cows.	Working Oxen.	Other Cattle.	Sheep.	Swine.	Value of all live stock.	WHEAT.							
		No.	Wood-land.														Other unimproved.	Spring.	Winter.	Rye.	Indian Corn.	Oats.	Barley.	Buckwheat.
1	2	3	4	5	6	7	8	9	10	11	12	13	14	15	16	17	18	19	20	21	22	23	24	
1 Moore Harvey J	160	120		7000	350		11	5	3		3	70	50	1000		530		625	340					
2 Page William S	80	80	35	5000	300		6	1	2		6	24	40	800		170		500	200					
3 Vanumbles James	40	10		1500	200		2		1					225		New Farm								
4 Vanumbles James	40	10		1500	200		2		2		2			6	300		New Farm							
5 Childers Benj H	60	30		3000	250		4	1	2		1			22	450		250		500					
6 Bums Adam	40	10		1800	200		4		1		2			30	450		240		500	240				
7 Laycock Jessie	80	40		3500	300		3		3		1			30	400				400					
8 Pitcher James	175	75		7000	300		18	4	4	6	9	50	30	1400		150		750	175					
9 Moore William	80	40	80	5000	250	50	6	2	2		4	25	12	800		100		800						
10 Adair William	180	42		6000	300		1	4	5	2	7			125	750		475		1500	500				
11 Moore Philip W	80	40		3500	300		2	2	5		18	20	15	700		100		800	200					
12 Crooks Francis	120	76		6000	200	250	3	2	8	2	10			24	600		250		100	350				
13 Powers Chas E	400	75	170	15000	350		9		5	8	9			45	1000		500		500	500		50		
14 Kinsey James	40			1200	150		4		4	2	3	10	13	500				400	100					
15 Martin William	40	20	40	3000	200		2	1						7	275				600					
16 Glasgow Gay W	40	20	40	3000	200		1	1						15	175		100		600					
17 Snick John	80	20		3000	200		3		1					2	300		New Farm							
18 Barker Benj	160	100	400	12000	150		9	1	7	2	25	15	40	1000		375		2500	150					
19 Tuttle Bradford	100	79		5000	200		7	3	8		20			55	900		110		300	100				
20 Tuttle William	100	44		3500	200		2							200		900		100	150					
21 Crow John S	160	40		5000	200		2		3		20			4	650				600	200				
22 Maize Francis W	60	40	40	6000	250		10	4	5		14			24	700		300		900	1800				
23 Helms Willis	40	10		1500	200		4		5		3			5	400		20		500	310				
24 Coats Jasper W	200	100		7500	350		2		6		15			30	750		300		1800	600				
25 Russell Joseph	80	10		3000	275		9	2	3		2			30	550		140		600	200				
26 Eskew Jonathan	120	40		4000	200		3	1	7	2	20	30	30	600		300		600	100					
27 Ketchum Edwin	60	9		1800	200		3		1					12	300		New Farm							
28 Dougherty James	60	22		1800	250		2		1		1			2	350		New Farm							
29 Mt James	200	30		10000	300		2		3		4			16	750		700		700					
30 Dunham Amos	185	115		8000	350	250	10		8	2	58	15	50	1200		350		1500	1200					
31 Chesman William	100	100	200	10000	300		9	5	1		3	20	11	600				1200	100					
32 Kinsey Angeline	40	40		3000	200		6		6		10	15	30	500				600	300					
33 Sharpe Joseph	90	40	30	4000	350		4		5	2	16			30	1000		200		1000	800				
34 Shivers William	55	30	50	3500	350		15		5		10	25	20	700				800	200					
35 McCann Henry	80	47		3175	100		5		1		1	8	3	400		100		400	800					
36 Gilpin William	160	140	40	8000	275		4	1						450		130		1000	600					
37 Dunham Ira W	60	13		2500	200		2	6	3		2			12	300		500		400	100				
38 Combs John W	80	20	10	3000	250		2		1		3			23	325		135		400					
39 Bernays John	200	100	200	13000	400		9	4	10		25	30	50	1200		650		1800	300					
40 Hampton George W	100	67		5000	250		3		5	2	7			39	600		230		1400	150				

4325  
1944  
1339  
335275  
10/150  
550  
205  
50  
143  
30  
328  
354  
982  
24500  
8365  
27675  
10765

State of Illinois, enumerated by me on the 19<sup>th</sup> day of July, 1870.

Samuel O. Kern, Ass't Marshal.

YEAR ENDING JUNE 1, 1870.																									TOTAL VALUE.					
Cotton.	Wool.	Pens and Beans.	POTATOES.		Orchard products.	Wine.	Produce of Market Gardens.	DAIRY PRODUCTS.			SEED.			Hops.	Hemp.	Flax.	Flax-seed.	Silk cocoons.	SUGAR.		Molasses.	BEES.		Forest products.	Value of Home Manufactures.	Value of animals slaughtered or sold for slaughter.	Estimated value of all farm produce, including all terms and additions to stock.			
			Irish.	Sweet.				Butter.	Cheese.*	Milk sold.	Hay.	Clover.	Grass.						Maple.	Cane.		Wax.	Honey.					Dolls.	Dolls.	
Bales (450 lbs.)	Lbs.	Bush.	Bush.	Bush.	Dolls.	Gallons.	Dolls.	Lbs.	Lbs.	Gallons.	Tons.	Bush.	Bush.	Lbs.	Tons.	Lbs.	Bush.	Lbs.	Lbs.	Hhds. (1,000 lbs.)	Gallons.	Lbs.	Lbs.	Dolls.	Dolls.	Dolls.	Dolls.			
25	26	27	28	29	30	31	32	33	34	35	36	37	38	39	40	41	42	43	44	45	46	47	48	49	50	51	52			
			40					150																		100	1000	1		
			40					100																			100	700	2	
			New Farm																									750	3	
			New Farm																									750	4	
			25					100																			100	500	5	
			10					60																				100	700	6
			20					150																				100	300	7
			50		100			300														40					250	800	8	
					50			150														15					100	600	9	
			25		100			200																			200	1250	10	
			20		50			300																			100	750	11	
			100		100			100																			100	600	12	
			50		100			250																			100	800	13	
			15		75			200														6				100	150	700	14	
			100		75			400																				1000	15	
																												1000	16	
			New Farm																									800	17	
			25		100						10																300	1600	18	
			100		75			450																			100	700	19	
			5					150																			150	700	20	
			40					200			20																200	600	21	
			40					250			20																250	1300	22	
			12					100			20																100	550	23	
			20					200			5																200	1200	24	
			10					150			5																100	600	25	
			25					400			5																200	600	26	
			New Farm																									700	27	
			New Farm																									700	28	
			50																								100	1200	29	
			20		100			400			30																2000	3500	30	
			20		50			60			10																150	650	31	
			30		100			300																			100	500	32	
			150		100			300			12																100	1000	33	
					50			300																				75	500	34
			60		100			150			3																50	600	35	
			50		100																								700	36
			25					150																					600	37
			10					60			4																		400	38
			25		75			600														20					500	1800	39	
			10		50			200			2																150	1500	40	
			1222		1550			6500			144															100	6400	34700		

\* This will include only such cheese as is made upon the farm. Milk sent to cheese factories will be regarded as milk sold off the farm.





SCHEDULE 3.—Productions of Agriculture in Big Creek Twp, in the County of Henry, in the  
 Post Office: Clinton

Name of Agent, Owner, or Manager.	ACRES OF LAND.			PRESENT CASH VALUE.		Total amount of crops sold during the year, including value of board.	LIVE STOCK, JUNE 1, 1870.								PRODUCE DURING THE										
	UNIMPROVED.			Of farm.	Of farming imple- ments and ma- chinery.		Horses.	Mules and Asses.	Milk Cows.	Working Oxen.	Other Cattle.	Sheep.	Swine.	Value of all live stock.	WHEAT.				Buckwheat.	Rice.	Tobacco.				
	Improved.	Wood-land.	Other unim- proved.												Spring.	Winter.	Rye.	Indian Corn.				Oats.	Burley.		
	No.	No.	No.	Dolls.	Dolls.		No.	No.	No.	No.	No.	No.	No.	Dolls.	Bush.	Bush.	Bush.	Bush.	Bush.	Bush.	Lbs.	Lbs.			
1	2	3	4	5	6	7	8	9	10	11	12	13	14	15	16	17	18	19	20	21	22	23	24		
Chittwood John C	40	10		1500	200		4		3		11	10	25	830		65		750	75						1
Chittwood David	40	10		1800	250		1	1	1		4	4		300		80		650	200						2
Vance Debnue	40	15		1600	200			2	1		2	3	12	300				300							3
Wicks Thompson	40	10		1600	200		6	1	8		17	42	20	650		120		1000	120						4
Page Delany	80	40	80	4000	200		2	1	5		2	14	13	400				800	200						5
Chittwood Henry C	40	15		1700	100		4		4		10	14	15	450		80		250	60						6
Waugh John W	75	18	45	3500	250		6		5		27		30	550		320		1000	150						7
Ward Lafayette	40			1200	250		2		2		5	8	15	400		New Farm									8
Waugh Melitus	50	10		2000	250		1		2				15	275		80		300							9
Levis Jas H	30	10		1200	175		3		2		2		11	300				400	120						10
Grey Martin P	210	50	129	10000	350		6		3		2	28	38	800		210		2000	360						11
Winkler L & B	50	20	150	7000	200		13		24		45	34	75	1000				1500	400						12
Morse George	80	25		3000	200	800	4		5				15	400		150		1200	200						13
McIntyre Saml C	100	50		5000	250		11		16		90		60	1400		300		1200	750						14
Ross Wm H	160	80	40	7000	300	800	10	7	5		35	35	30	900		60		1200	50						15
Wicks William	100			2000	250		5	1	6		16	16	30	600				1200	300						16
Grey Catharine	1200	570	1040	50000	570	300	16	5	9		45		40	1500		300		1200	250						17
Lane William	80			2000	250		2		2		2		15	300		150		1200	100						18
Jenkins David	100			2500	200		4		2		10		25	450		200		1200	200						19
Vance David	160			4000	200		10	2	8		35		107	1000				2500	600						20
Boor David	40			1200	150		2		1				17	250				300							21
Hampton Saml L	50			1750	200		2		3					200				1000							22
Martins Alex	80			2500	300		9		4		2		25	500		240		1200	200						23
Waugh Sarah J	60	15		2000			2	1	2		2		8	350		85		500	100						24
Boyle James	20	40	40	4000	300		4		3	6	3		14	600				800	100						25
Rubing William	60	20		2000	200		3		2		3		25	425				800	100						26
Victor John T	40	18	20	1800	250		4		2		3		17	400		320		300	150						27
Ali William	80	8	40	3500	250		2	2	2		15	6	15	700		100		1200	75						28
Spalding Milo	80	10	30	300			2							200		New Farm									29
Sanham Sarah	160	30	80	6000	275		3		2					250		300		800	300						30
Swartz James	120	30	93	6000	275		4		3		3		10	450				1000	100						31
Summers Andrew	60	20	40	3000	250		2		2		4		20	400				600	200						32
Brown John W	58	8		1800	200		3	1	2		2	13	20	400				500							33
Boyles Geo W	78	8		2500	200		6	1	4		5	13	37	650		200		500	150						34
Morgan Aron	60	20	20	3000	300		2	1	2		2	11	20	450		100		400							35
Morgan Wm W	100	30	50	4000	200		2		1		2		24	350		275		150	75						36
Page Mary A	100	40	40	3500	200		2	1						200		300		800	100						37
Beagles John W	80			3000	300		8		5		7	12	18	700		75		200	200						38
Hornbarger Will	120	25	80	5000	350		9	6	4		9	25	24	1000		400		1200	250						39
Bourse Fredrick	50	10		1000	100		6		1		4	24	10	400				300							40
				4250	1150	2000	16450	9475	1100	189	33	152	6	428	302895	4510		32500	6335						

State Michigan, enumerated by me on the 24<sup>th</sup> day of July, 1870.

Samuel Orem, Ass't Marshal.

YEAR ENDING JUNE 1, 1870.

1	Cotton. Bales (450 lbs.)	Wool. Lbs.	Peas and Beans. Bush.	POTATOES.		Orchard products. Dolls.	Wine. Gallons.	Produce of Market Gardens. Dolls.	DAIRY PRODUCTS.			SEED.				SUGAR.				BEES.		Forest products. Dolls.	Value of Home Manufactures. Dolls.	Value of animals slaughtered or sold for slaughter. Dolls.	TOTAL VALUE.	1					
				Irish. Bush.	Sweet. Bush.				Butter. Lbs.	Cheese.* Lbs.	Milk sold. Gallons.	Hay. Tons.	Clover. Bush.	Grass. Bush.	Hops. Lbs.	Hemp. Tons.	Flax. Lbs.	Flaxseed. Bush.	Silk cocoon. Lbs.	Maple. Lbs.	Cane. Hhds. (1,000 lbs.)				Molasses. Gallons.		Wax. Lbs.	Honey. Lbs.	Dolls.		
25	26	27	28	29	30	31	32	33	34	35	36	37	38	39	40	41	42	43	44	45	46	47	48	49	50	51	52	2			
		30		30						120		3															150	600	2		
		20		20						60																	100	700	3		
				10						60																	100	450	4		
		100		30						300																	300	900	5		
		30		20						150																	100	600	6		
		30		20						100																	150	500	7		
				50						150																	700	1500	8		
				New Beans																								1000	9		
				50						100																	100	500	10		
		50		20						110																	50	500	11		
		50		120						200																	100	1350	12		
		100		500						500																	700	1400	13		
				20						200																	100	850	14		
				50						300																	800	1700	15		
				10						200				5													500	1350	16		
				100						200																	200	950	17		
				50						300																	500	1250	18		
																													750	19	
																													750	20	
				75						250																	300	1250	21		
																													200	22	
																											700	1100	23		
				10						100																	100	950	24		
				15						110																	100	650	25		
				20																									500	26	
				10																									500	27	
				40						200				5												60	250	700	28		
																													750	29	
																													500	30	
																													650	31	
																													700	32	
																													500	33	
				15						100																	60	500	34		
				40						150				3													50	500	35		
				60						100																	100	450	36		
				35						175				3												30	100	80	700	37	
				20																									650	38	
				25						250																			500	39	
				20						200				1												100	500	1200	40		
				24						60																40	100	450	40		
		410																												6990	31620

\* This will include only such cheese as is made upon the farm. Milk sent to cheese factories will be regarded as milk sold off the farm.

SCHEDULE 3.—Productions of Agriculture in Big Creek, in the County of Henny, in the

Post Office: Clinton

Name of Agent, Owner, or Manager.	ACRES OF LAND.			PRESENT CASH VALUE.		Total amount of wages paid during the year, including value of board.	LIVE STOCK, JUNE 1, 1870.								PRODUCE DURING THE										
	Improved.	UNIMPROVED.		Of farm.	Of farming implements and machinery.		Horses.	Mules and Asses.	Milch Cows.	Working Oxen.	Other Cattle.	Sheep.	Swine.	Value of ALL live stock.	WHEAT.		Rye.	Indian Corn.	Oats.	Barley.	Buckwheat.	Rice.	Tobacco.		
		No.	Wood-land.												Other unimproved.	Dolls.								Dolls.	No.
1	2	3	4	5	6	7	8	9	10	11	12	13	14	15	16	17	18	19	20	21	22	23	24		
1 <u>Stevens Manned</u>	160	15		4500	250	125	3		1				8	300											<u>New Farm</u>
2 <u>Stevens Nathaniel</u>	139	40		4500	200	125	4	3	3				18	500	35		350	150							
3 <u>Stevenson John A</u>	160	70	60	7000	300	100	1	2	2		6		40	400	400		1200	300							
4 <u>Lewis Robert</u>	80	80		4500	300	150	5		8		20	40	20	600	70		700	200							
5 <u>Woods Weston</u>	40	17	40	2500	250	40	5	1	2		1		10	300	50		350	50							
6 <u>McFarland Robt W</u>	160	40		5000	300	100	2	2	2		7		27	550	35		500	150							
7 <u>Judge Albert</u>	140	60	20	6000	300	60	4	1	3		4		14	450	700		500	100							
8 <u>Cumming Harrison</u>	20	13		12000	200	100	2		1		1		6	250	20		500	100							
9 <u>Daeder Charles</u>	40	45		2000	150		2	1	2		5		12	400			600	150							
10 <u>Baker James T</u>	227	120		10000	300		7	3	1				20	350	400		4000	500							
11 <u>Whitworth John</u>	70	40	35	3500	200		9		6		21	56	50	1500	150		900	300							
12 <u>Paul William</u>	160	160		10000	300		7	1	3		20	35	35	1000	100										
13 <u>Brown Fred G</u>	90	150	30	6000			3	1	3		12	28	30	550	150		700	75							
14 <u>Livington Robert</u>	60	70	90	4500	500	1200	9	4	10	2	25	20	30	1200	700		6000	400							
15 <u>Freeman Lemuel</u>	100	40		4000	250	100	3	3	4		6		20	600	250		500	200							
16 <u>Jones John</u>	80	80	80	6000	250	150	5	2	4		5	60	18	800	140		550	400							
17 <u>Jones Henry</u>	25	100	75	5000	300	20	1		4		3		2	300	140		200								
18 <u>Freeman James Sr</u>	80	80		6000	300	100	1	10	3		10		15	800	140		500	150							
19 <u>Freeman James Jr</u>	80	20		2500	300	600	3	8	3		3		15	700	150		500	100							
20 <u>Gilbert Peter</u>	80	66		2000	250		2	2	1		1		7	450											
21 <u>Santa Abraham</u>	85	63		5000	400		3		1		2		100	400	150		1200	200							
22 <u>Cochrane William</u>	10	13		600	150		2		1				10	400											
23 <u>Tompson Wiley</u>	60	58		3000	275		3	6	3		2	10	3	450	250		750	100							
24 <u>Dunn James A</u>	40	40	40	3000	250		4		2		6	14	14	650											
25 <u>Dunn Nathan J</u>	160	115	100	10000	350		10	1	6		12		30	1000	300		1000	1200							
26 <u>Tantam Callin</u>	30	20		1500	200		5		3		3		39	450	100		1000								
27 <u>Gilbert Robert</u>	100	290		10000	400		16	1	13		15	15	100	1500	300		1200	300							
28 <u>Webster Pleasant</u>	75	83		5000	300		1	2	6		16	45	50	750	100		750	120							
29 <u>Anderson John</u>	119	80		5000	250		4	4	6		11		35	700	200		2000	110							
30 <u>Ross Alvin A</u>	260	190		10000	300	150	15	2	16		40	60	100	1000	550		1200	500							
31 <u>Hampton David</u>	80	50		3500	250		3		2		18		16	500	250		1000	200							
32 <u>Beatty Benjamin</u>	80	55		3500	250		1	2	2	2	15		20	400	250		800	100							
33 <u>Beatty Lewis G</u>	80	55		2000	250		1	7	1		12		35	700	250		600	200							
34 <u>Tuttle Eliza</u>	145	50		5000	300		8		6		10		28	700			700								
35 <u>Walter George W S</u>	100	160	60	8000	350		5		3		5		20	500	100		1000	100							
36 <u>Page James L</u>	40	40		2000	300	45	1	1	2		2	20	20	500	145		200	150							

4095  
 2140  
 1440  
 18600  
 9055  
 2625  
 160  
 69  
 142  
 6  
 319  
 298  
 101  
 2250  
 32550  
 6595

State of Missouri, enumerated by me on the 28<sup>th</sup> day of July, 1870.  
Sam B. Cline, Ass't Marshal.

YEAR ENDING JUNE 1, 1870.

Cotton.	Wool.	Peas and Beans.	POTATOES.		Orchard products.	Wine.	Produce of Market Gardens.	DAIRY PRODUCTS.			SEED.			SUGAR.				BEES.		Forest products.	Value of Home Manufactures.	Value of animals sold for slaughter.	TOTAL VALUE.						
			Irish.	Sweet.				Butter.	Cheese.*	Milk sold.	Hay.	Clover.	Grass.	Hops.	Hemp.	Flax.	Flax-seed.	Silk cocoons.	Maple.					Gum.	Molasses.	Wax.	Honey.		
Bales (450 lbs.)	Lbs.	Bush.	Bush.	Bush.	Dolla.	Gallons.	Dolla.	Lbs.	Lbs.	Gallons.	Tons.	Bush.	Bush.	Lbs.	Tons.	Lbs.	Bush.	Lbs.	Hbds. (1,000 lbs.)	Gallons.	Lbs.	Lbs.	Dolla.	Dolla.	Dolla.	Dolla.			
25	26	27	28	29	30	31	32	33	34	35	36	37	38	39	40	41	42	43	44	45	46	47	48	49	50	51	52		
			15																						50	50	1000	1	
			25					100																	100	100	1000	2	
			35					120																	150	150	1000	3	
			20					500			8														450	450	1400	4	
			10					50																	50	50	600	5	
			30					150																	150	150	1000	6	
			30					200																	200	200	1200	7	
			50					80			3														100	100	500	8	
			10					150																	20	20	500	9	
			50	100				65			6														25	25	2500	10	
			100	15				400			12												300	400	400	400	1250	11	
			50	50				100	60		3														100	100	300	12	
			20					150			3														75	75	750	13	
			20	100				200			50														200	200	6000	14	
			15	50				100			4														400	400	1000	15	
			10	100				200																	200	200	800	16	
			10					100			1										14				35	100	300	17	
			20	1000				200			20															200	200	700	18
			25	50				100			5															100	100	500	19
			New Farm																							35	900	20	
			20	100				50																		250	900	21	
			20	50				75													10					180	500	22	
			40					100																		15	700	23	
			New Farm																								50	650	24
			100	100																						300	1000	25	
			20					150																400		60	500	26	
			40					600			10															300	1000	27	
			40	50				200																		150	750	28	
			15					125																		900	1350	29	
			100	100				1000			10													400		700	1750	30	
			20	50				400			5															200	900	31	
			20	50				100			10															100	850	32	
			20					100			4															150	800	33	
	200		25					300			10															100	500	34	
			30	25				200																		150	800	35	
			20					50																		50	500	36	
			20																										37
			25																										38
			30																										39
			20																										40
200			1155		1190			6465	60		164														1101	35	1850	36100	

\* This will include only such cheese as is made upon the farm. Milk sent to cheese factories will be regarded as milk sold off the farm.



SCHEDULE 3.—Productions of Agriculture in Bogard, in the County of Henry, in the

Post Office: Clinton

Name of Agent, Owner, or Manager.	ACRES OF LAND.			PRESENT CASH VALUE.		Total amount of wages paid during the year, including value of board.	LIVE STOCK, JUNE 1, 1870.								PRODUCE DURING THE									
	Improved.	UNIMPROVED.		Of farm.	Of farming implements and machinery.		Horses.	Mules and Asses.	Milch Cows.	Working Oxen.	Other Cattle.	Sheep.	Swine.	Value of All Live Stock.	WHEAT.		Rye.	Indian Corn.	Oats.	Barley.	Buckwheat.	Rice.	Tobacco.	
		No.	Woodland.												Other unimproved.	Dolls.								Dolls.
	2	3	4	5	6		7	8	9	10	11	12	13	14	15	16	17	18	19	20	21	22	23	24
1	Stevens Melvin	16	40		5000	200		2		2			200		150		300							
2	Bensley Jessie	60			15000	100		3		1			275		100		300							
3	Estames Samuel	40			1000	100		2		1			4	250		150		400						
4	Morgan Andrew	160	50	40	10000	200		4		6	10	20	14	500		300		700						
5	Perry Jasper W	80			2000	200		3		4			7	350				1000	100					
6	Collins William	160	50		5000	150		2		2			2	350		200		750	200					
7	Edmund Stephen	100	32	60	4000	125		6		3		5	12	500				100	100					
8	Murphy Frank	4			1500	100		2		2			2	350				600	150					
9	Storis William A	160	46	80	1000	250		4		5	15	15	3	600		200		1500	300					
10	Storis Nathan W	90	70	32	6000	200		3		2			24	450		250		1100	50					
11	Beck Christine	80	15		2000	100		3		3			7	450		200		200						
12	Murphy John S	80	4		1800	150		2						200		215								
13	Storis Samuel W	80	13		2000	200		2		2			6	350		200		250						
14	Hessley Alexander	120	10	40	2000	100		6	1	3			4	36	400			1000	175					
15	Collins George	40	5		1000	100		2		1			2	6	200		50		300					
16	Stephens William	40	5		1000	100		5		1			2	10	450		100		300					
17	Collins James	40	5		1000	125		5		1					400		100		500					
18	Collins Thomas	173	90		3000	200		3		7	20	12	40	450		190		500						
19	Risk John	64			1600	100		2		1			6	200		New Farm								
20	Moore James	60			2000	150		4		3	16	17	25	450		250		450	200					
21	Mohler John S	80	10		2500	200		4		3	10		6	400		75		400						
22	Langley Alfred S	80	20	80	4500	175		2					9	250		20		300						
23	Barnett Braxton	180	20	130	12000	250		3	1	5	10		24	200		160		400	100					
24	Andrews Crosby	50			1100	100		5		2			6	300		100		400	100					
25	Porter William	140	80	100	8000	250		5		8	10	30	40	450		400		500	800					
26	Hall John R	80	10	80	4000	275		3		3			20	20	500		30		1000					
27	Redford Archibald	200	60	100	8000	800		8		5	2	50	30	25	1200			2000	300					
28	Redford William W	140	40	100	6000	800		4		2	4		50	30	25	500		3000	300					
29	Metcalf Albert	80	15	80	4000	200		6		2			7	4	1400		117		150	200				
30	Harvey Oliver	90	30	80	4000	350		2		2	13		32	14	700		130		400	700				
31	Jenkins Thos	40	40		2000	200		2			5	2	22	20	400		80		200	150				
32	Potter John	50	50	180	7000	150		4		4				12	600		100		300	300				
33	Potter Thomas	40		40	1200	100		3		2		8	2	400				300						
34	Woodridge Martin	80	5		3000	200		4		2			7	400		80		50	150					
35	Carpenter James C	100	50		4000	150		8		2			5	4	375		140		500					
36	Rector Henry	100	20	40	4000	200		4		4	10	20	10	500				500						
37	Carpenter Edward	60	30		2300	100		6		2			4	12	450		100		500					
38	Cromwell Robt	40			1000	100		2		1			10	200				300	200					
39	Summers William S	40	30		1600	75		8		2		3	20	40	700			300	100					
40	Shannon Francis	5			800	75		2		1	2		4	11	30	400		100						
		3386	1119	1442	164900	6750		142		117	4	326	414	497	1700		4214		21350	4645				

State of Massachusetts, enumerated by me on the 24<sup>th</sup> day of Sept., 1870.

Saml Bowen, Ass't Marshal.

YEAR ENDING JUNE 1, 1870.																										TOTAL VALUE.	
Cotton.	Wool.	Peas and Beans.	POTATOES.		Orchard products.	Wine.	Produce of Market Gardens.	DAIRY PRODUCTS.			SEED.				SUGAR.			BEES.		Forest products.	Value of Home Manufactures.	Value of animals slaughtered or sold for slaughter.	Estimated value of all farm produce, all farm manufactures and additions to stock.				
			Irish.	Sweet.				Butter.	Cheese.*	Milk sold.	Hay.	Clover.	Grass.	Hops.	Hemp.	Flax.	Flax-seed.	Silk cocoons.	Maple.					Cane.	Molasses.	Wax.	Honey.
Bales (450 lbs.)	Lbs.	Bush.	Bush.	Bush.	Dolls.	Gallons.	Dolls.	Lbs.	Lbs.	Gallons.	Tons.	Bush.	Bush.	Lbs.	Tons.	Lbs.	Bush.	Lbs.	Hnds. (1,000 lbs.)	Gallons.	Lbs.	Lbs.	Dolls.	Dolls.	Dolls.	Dolls.	
25	26	27	28	29	30	31	32	33	34	35	36	37	38	39	40	41	42	43	44	45	46	47	48	49	50	51	52
								100																	100	500	1
	10							100												25					50	500	2
	15							80																	60	500	3
	40	40						300			20												75		300	700	4
																									25	650	5
	20	20						100																	100	750	6
	30	30						120												40					120	500	7
	20	20						110																	20	500	8
	20	20						300																	100	750	9
	20	30						150			5														200	700	10
	18							150															50		100	300	11
	15																									300	12
	10							100																	20	300	13
	15							60																	50	600	14
	20							45																	25	500	15
	25							100																	40	500	16
	50							50																		450	17
	10							75																	75	500	18
	12							100																	20	700	19
	60							200																25	200	750	20
	40							100																	25	500	21
	40							100																	50	400	22
	30							100																25	50	500	23
	30							300																25	200	700	24
	10							150																	150	800	25
	10							80																	100	650	26
	50							100																	100	1000	27
	40							75																	100	1200	28
	40							80																	100	700	29
	25							150																	150	750	30
	100							100																	100	600	31
	10																								50	530	32
	15							50																	20	200	33
	40							100																	25	250	34
	75							100																	100	1150	35
	10							100																	100	450	36
	60							100																	100	500	37
	40							50																	80	400	38
	35							110																100	60	400	39
	40							50																	75	300	40
	1160							4215			35								240				125	60	3240	22650	

\* This will include only such cheese as is made upon the farm. Milk sent to cheese factories will be regarded as milk sold off the farm.



State of Wisconsin, enumerated by me on the 26<sup>th</sup> day of August, 1870.  
Samuel B. Owen, Ass't Marshal.

YEAR ENDING JUNE 1, 1870.																									TOTAL VALUE.																							
Cotton. Bales (450 lbs.)	Wool. Lbs.	Peas and Beans. Bush.	POTATOES.		Orchard products. Dolls.	Wine. Gallons.	Produce of Market Gardens. Dolls.	DAIRY PRODUCTS.			SEED.			SUGAR.			BEES.		Forest products. Dolls.	Value of Home Manufactures. Dolls.	Value of animals slaughtered or sold for slaughter. Dolls.	Estimated value of all farm products not included in the preceding items and addi- tions to stock. Dolls.																										
			Irish. Bush.	Sweet. Bush.				Butter. Lbs.	Cheese.* Lbs.	Milk sold. Gallons.	Hay. Tons.	Clover. Bush.	Grass. Bush.	Hops. Lbs.	Hemp. Tons.	Flax. Lbs.	Flax-seed. Bush.	Silk cocoons. Lbs.					Maple. Lbs.	Cane. Hhds. (1,000 lbs.)	Molasses. Gallons.	Wax. Lbs.	Honey. Lbs.																					
25	26	27	28	29	30	31	32	33	34	35	36	37	38	39	40	41	42	43	44	45	46	47	48	49	50	51	52																					
			50					150																	50	50	500	1																				
			30					500																			100	400	2																			
			20					80																			80	400	3																			
			50					240																			300	1200	4																			
			500					150																			150	500	5																			
			50	300				125																			200	700	6																			
			25					150																			60	400	7																			
			20					500																			200	400	8																			
			20					100																			140	1800	9																			
			15					60																			75	500	10																			
			15					60																			40	500	11																			
			30					110																			80	400	12																			
			10					60																			60	400	13																			
			100																								100	400	14																			
			125					100																			80	700	15																			
			30																								100	500	16																			
			40					500																			60	60	75	850	17																	
			15					100																				300	700	18																		
			75					150																				120	700	19																		
			40					150																				100	500	20																		
			100					180																			300	150	150	850	21																	
			40					100																				60	700	22																		
			12																									50	600	23																		
			30					80																				100	500	24																		
			75					150																				150	450	25																		
			30					60																				200	1000	26																		
			20					60																				60	450	27																		
			75					100																				30	400	28																		
			10					60																				50	450	29																		
			15					110																				175	550	30																		
			20					50																			50	700	31																			
			20					200																			70	50	200	500	32																	
			25			180		300																				36	300	750	33																	
			38			100		300																				48	300	650	34																	
			40			25		200																					150	700	35																	
			41					200																				30	50	100	1000	36																
			20					100																					5	700	37																	
			25					50																					60	400	38																	
			40					75																					60	450	39																	
			40					80																					60	550	40																	
																									1696	300	305			1840			101			2994	240	150	510	23250								

\* This will include only such cheese as is made upon the farm. Milk sent to cheese factories will be regarded as milk sold off the farm.

SCHEDULE 3.—Productions of Agriculture in Bogard Twp, in the County of Henny, in the

Post Office: Clinton

Name of Agent, Owner, or Manager.	ACRES OF LAND.			PRESENT CASH VALUE.			LIVE STOCK, JUNE 1, 1870.								PRODUCE DURING THE YEAR.									
	Improved.	UNIMPROVED.		Of farm.	Of farming implements and machinery.	Total amount of wages paid during the year, including value of board.	Horses.	Mules and Asses.	Milch Cows.	Working Oxen.	Other Cattle.	Sheep.	Swine.	Value of all live stock.	WHEAT.		Rye.	Indian Corn.	Oats.	Barley.	Buckwheat.	Rice.	Tobacco.	
		Woodland.	Other unimproved.												Dolls.	Dolls.								Dolls.
	No.	No.	No.	Dolls.	Dolls.	Dolls.	No.	No.	No.	No.	No.	No.	No.	Dolls.	Bush.	Bush.	Bush.	Bush.	Bush.	Bush.	Bush.	Lbs.	Lbs.	
1	2	3	4	5	6	7	8	9	10	11	12	13	14	15	16	17	18	19	20	21	22	23	24	
Stone Elias P	80	40		3000			5	2	10			20	350		350		300							
Gillett John	40	15	160	2500			5		2				1	300	New Farm									
Crattin James S	80	50	80	3000				2	1		1		50	300			500	100						
Crossin Andrew	80			1000			5		1		4		6	400			500							
Arten William	105	15		3000	300		4		4		7		30	500	700		200							
Langley Alfred C	80	20	80	2000	275		2				1		8	250			500	50						
Young Edwin + Wm K	110	4	10	4000	250		4	1	1				40	300		300		1000						
Robbins Dennis R D	320	100	700	20000			5	4	13	4	90	40	25	1200	400		1500							
Taylor James	120	9		3000			2		1		4		4	500			300							
Jackman Henry	130	11		3500			2		1					225			200							
Cowley John L	100	10	200	8000			3		4		6	20	4	500			1200	200						
Holwell Patrick	450	40		12000			16	8	6		20	20	50	1800	200		2000	300						
Jenkins Ruth	240	80	95	10000			15	2	4		13	58	48	1500	300		1800	250						
Magnum Frank	80	15		3000			7	1	9	4	20	25	30	1000	50		1000	100						
Holwell John	100	32		3000			4		3		5		30	350			750	200						
Kripe Jonathan	160	20		4500			6		1		4		50	450	100		3000	600						
Richardson David C	240	16		6500			5	1	3		5		7	450	300		1500	50						
Robinson Lynn W	80	13		3000			2		1		1		7	300	100		400	100						
Webster John P	320	20		8000			7	4	1		2		11	500	200		200	200						
Heisey William B	80	7		3000			3		3		5		7	400	50		200							
Lesty Christopher	80			3000			3		4		3		13	300	200		100							
Harris James J	80	7		3200			5	1	2		1		6	400			200							
James Samuel	80	10		3000			3						6	300	New Farm									
Granger Oscar M	120	15		3500			2		3		4		3	400	New Farm									
Bellamy Robert F	40			1200			2		1				11	300	30		300	100						
Johnson Andrew J	60	20		2500			4		2		6		16	600			400							
Barnaway Amanda	100	26	140	6500			7		2		4	30	18	600			1000	200						
Hepner Solomon	200	110		8000			7	2	4				50	550	500		1200	300	200					
Hepner Horace M	60	40	10	5000						6				300	New Farm									
Lusby Chester W	100	60	120	7000			4		3		2	11	37	500	150		500	50						
McLary Mason L	240	60		7000			13	2	6	35	30		30	900			2000	400						
Mrs John W	240	60		6000			15	1	5		7	7	25	1000	150		900	400						
Seaglenwood Michael	55	20		2000			3		1				14	300			600	100						
Gray Sarah S	27	27		1500			4		4		2		16	400			300	50						
Lusby John M	75	40		2000			3		3		3	30	27	500	75		150							
Hittland James S	80	80	168	5500			4		2	4	8	6	40	500	40		1000	400						
McLung Eliz. R	120	100	149	5000			5		3		1	18	25	600	200		700	250						
John A Wells	80	40	60	4000	300	200	5		7		13	32	25	800			1000	250						
Morrison Sarah	80	80		4000	150		2		2		2		18	300			800	200						
Finck Samuel	40	5	75	3000	150		2						6	200			600	100						

4932  
1327  
2037  
191900  
1425  
200  
195  
29  
113  
18  
289  
297  
848  
21425  
4608  
29250  
4850  
200

State of Massachusetts, enumerated by me on the \_\_\_\_\_ day of \_\_\_\_\_, 1870.

Sam B. Dean, Ass't Marshal.

YEAR ENDING JUNE 1, 1870.

Cotton.		Wool.	Peas and Beans.	POTATOES.		Orchard products.	Wine.	Produce of Market Gardens.	DAIRY PRODUCTS.			SEED.				SUGAR.				BEES.		Forest products.	Value of Home Manufactures.	Value of animals slaughtered or sold for slaughter.	TOTAL VALUE.					
Bales (450 lbs.)	Lbs.	Bush.	Bush.	Bush.	Dolls.	Gallons.	Dolls.	Lbs.	Lbs.	Gallons.	Tons.	Bush.	Bush.	Lbs.	Tons.	Lbs.	Bush.	Lbs.	Hbls. (1,000 lbs.)	Gallons.	Lbs.	Lbs.	Dolls.	Dolls.	Dolls.	Dolls.				
25	26	27	28	29	30	31	32	33	34	35	36	37	38	39	40	41	42	43	44	45	46	47	48	49	50	51	52			
			25					80																		100	600	1		
			20																									750	2	
			10																									700	3	
			15																									500	4	
			6					200																		120	600	5		
			6																							100	500	6		
			10																									800	7	
								100																		200	800	7		
								200																		500	900	8		
			5					60																		40	400	9		
			10																							45	350	10		
			20					200				7														100	850	11		
								200				10														250	1500	12		
						100		200				50									20					300	1250	13		
			100		50			150													50					300	1000	14		
			20					150													20					100	650	15		
			50		50			50																		100	1250	16		
			25					150													15					1500	2250	17		
			20					75													15					100	700	18		
			50					75																		100	600	19		
			10					100																		60	400	20		
			10																									400	21	
			15																									400	22	
			25																									1000	23	
			20																									1200	24	
			15					60																		40	600	25		
								100																		60	400	26		
			15					150																		35	700	27		
			20		150			500																60	100	100	1900	28		
																								50	1000	1000	800	29		
																												700	30	
			20					300													30		100	20	100	700	31			
			20					300																		500	1200	31		
			20					250																		40	300	800	32	
			15																								40	500	33	
			10					100																			40	400	34	
			10					100				8															50	500	35	
			20																									1000	36	
																												800	37	
			25					100																			150	7500	1750	38
			40																								150	650	39	
																													1300	40
		676		350		200		2750		867										340		190		195		6735		32550		

\* This will include only such cheese as is made upon the farm. Milk sent to cheese factories will be regarded as milk sold off the farm.



State of Missouri, enumerated by me on the \_\_\_\_\_ day of \_\_\_\_\_, 1870.

Samuel B. Deem, Ass't Marshal.

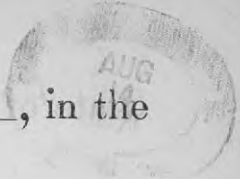
YEAR ENDING JUNE 1, 1870.

Cotton. Bales (50 lbs.)	Wool. Lbs.	Peas and Beans. Bush.	POTATOES.		Orchard products. Dolls.	Wine. Gallons.	Produce of Market Gardens. Dolls.	DAIRY PRODUCTS.			SEED.				SUGAR.				BEES.		Forest products. Dolls.	Value of Home Manufactures. Dolls.	Value of animals slaughtered or sold for slaughter. Dolls.	TOTAL VALUE. Dolls.					
			Irish. Bush.	Sweet. Bush.				Butter. Lbs.	Cheese.* Lbs.	Milk sold. Gallons.	Hay. Tons.	Clover. Bush.	Grass. Bush.	Hops. Lbs.	Temp. Tons.	Flax. Lbs.	Flax-seed. Bush.	Silk cocoon. Lbs.	Maple. Lbs.	Cane. Hhds. (1,000 lbs.)					Molasses. Gallons.	Wax. Lbs.	Honey. Lbs.		
25	26	27	28	29	30	31	32	33	34	35	36	37	38	39	40	41	42	43	44	45	46	47	48	49	50	51	52		
			50					150			3										80					100	500	1	
			100					60																		150	600	2	
			15																								1000	3	
			30																								500	4	
			10					75																			500	5	
			40					100																			600	6	
			75					120																			200	650	7
			100					200			5																60	600	8
			200					250																			100	600	9
																												700	10
			150					200			4											15				250	1000	11	
																												800	12
																												500	13
																												50	14
			70																									400	15
			25					100																			75	500	16
			30																									400	17
			20																									600	18
			20	3				125			2																100	500	19
																												750	20
																												1500	21
																												1000	22
																												700	23
																												750	24
																												500	25
			20	30				150			5																200	600	26
			20					200			10											50				300	750	27	
																												600	28
																												500	29
																												600	30
																												300	31
																											1500	32	
																												400	33
																												500	34
																												500	35
																												500	36
																												500	37
			25																								300	600	38
			40	150				400														100				300	750	39	
			75	100				80														75	100	150	100	100	600	40	
			1115	53	250			2200			32										312	100	150	150	2225	2000	2500	40000	

\* This will include only such cheese as is made upon the farm. Milk sent to cheese factories will be regarded as milk sold off the farm.



SCHEDULE 3.—Productions of Agriculture in Bozard Twp, in the County of Decatur, in the  
 Post Office: Clinton



Name of Agent, Owner, or Manager.	ACRES OF LAND.			PRESENT CASH VALUE.		Total amount of wages paid during the year, including value of board.	LIVE STOCK, JUNE 1, 1870.								PRODUCE DURING THE									
	Improved.	UNIMPROVED.		Of farm.	Of farming implements and machinery.		Horses.	Mules and Asses.	Milk Cows.	Working Oxen.	Other Cattle.	Sheep.	Swine.	Value of all live stock.	WHEAT.		Rye.	Indian Corn.	Oats.	Barley.	Buckwheat.	Rice.	Tobacco.	
		No.	Wood-land.												Other unimproved.	Doll.								Doll.
	1	2	3	4	5		6	7	8	9	10	11	12	13	14	15	16	17	18	19	20	21	22	23
1 Ballard John	53	25		1800	200		5	4	6		10	475					500	200						
2 Beach John	35	20		2000	180		7	3	5	18	38	600			100		400	100						
3 Linn Nelson	60	20		2000	280		2	2	2		15	300						750						
4 Wells Daniel	25	15		1000	180		5	1	1	20	20	350			100		300	100						
5 Harris Shelton	80	60	60	1000	200		8	2	6		18	600					500	100						
6 Bellamy Joel F	60	20		2000	200		13	1	4		25	15	800		100		400	250						
7 Griswold Richd	80	40		3000	200		6	1	2		14	400			20		400	250						
8 Blazer Fritz	80	40		3500	280		4	3	2		50	400			80		1000	200						
9 Weldon Jas St	80	17		3000	200		7	2	3		6	480					500	100						
10																	<del>500</del>	<del>25</del>						
11																	<del>600</del>	<del>150</del>						
12																								
13																								
14																								
15																								
16																								
17																								
18																								
19																								
20																								
21																								
22																								
23																								
24																								
25																								
26																								
27																								
28																								
29																								
30																								
31																								
32																								
33																								
34																								
35																								
36																								
37																								
38																								
39																								
40																								
		535	257	60	19,000	1800		57	1	22		27	63	186	4375		400	4750	1300					

State of Missouri, enumerated by me on the \_\_\_\_\_ day of \_\_\_\_\_, 1870.

Sam B. Owen, Ass't Marshal.

YEAR ENDING JUNE 1, 1870.																									TOTAL VALUE.				
Cotton. Bales (450 lbs.)	Wool. Lbs.	Peanut and Beans. Bush.	POTATOES.		Orchard products. Dolls.	Wine. Gallons.	Produce of Market Gardens. Dolls.	DAIRY PRODUCTS.			SEED.			Hops. Lbs.	Hemp. Tons.	Flax. Lbs.	Flax seed. Bush.	Silk cocoons. Lbs.	SUGAR.		Molasses. Gallons.	BEES.		Forest products. Dolls.	Value of Home Manufactures. Dolls.	Value of animals slaughtered or sold for slaughter. Dolls.	Estimated value of all farm produc- tion, including bet- terments and addi- tions to stock. Dolls.		
			Irish. Bush.	Sweet. Bush.				Butter. Lbs.	Cheese.* Lbs.	Milk sold. Gallons.	Hay. Tons.	Clover. Bush.	Grass. Bush.						Maple. Lbs.	Cane. Hhds. (1,000 lbs.)		Wax. Lbs.	Honey. Lbs.						
25	26	27	28	29	30	31	32	33	34	35	36	37	38	39	40	41	42	43	44	45	46	47	48	49	50	51	52		
																										100	500	1	
																											200	600	2
			60					200															50			300	650	3	
			25					100																			150	550	4
								200													40					300	600	5	
			30					200													30					250	650	6	
			20					35																			180	600	7
			30																								100	700	8
			25																							300	650	9	
																													10
																													11
																													12
																													13
																													14
																													15
																													16
																													17
																													18
																													19
																													20
																													21
																													22
																													23
																													24
																													25
																													26
																													27
																													28
																													29
																													30
																													31
																													32
																													33
																													34
																													35
																													36
																													37
																													38
																													39
																													40
			190					495																		40	1850	5500	

\* This will include only such cheese as is made upon the farm. Milk sent to cheese factories will be regarded as milk sold off the farm.

SCHEDULE 3.—Productions of Agriculture in Deep Water Sup., in the County of Henry, in the

Post Office: Clinton



Name of Agent, Owner, or Manager.	ACRES OF LAND.			PRESENT CASH VALUE.		Total amount of wages paid to laborers, including value of board.	LIVE STOCK, JUNE 1, 1870.								PRODUCE DURING THE YEAR.									
	Improved.	UNIMPROVED.		Of farm.	Of farming implements and machinery.		Horses.	Mules and Asses.	Milch Cows.	Working Oxen.	Other Cattle.	Sheep.	Swine.	Value of All live stock.	WHEAT.		Rye.	Indian Corn.	Oats.	Barley.	Buckwheat.	Rice.	Tobacco.	
		No.	Woodland.												Other unimproved.	Dolls.								Dolls.
1	2	3	4	5	6	7	8	9	10	11	12	13	14	15	16	17	18	19	20	21	22	23	24	
1 Harding John	40	4	80	1400	150	100	3	1				12	200		200		300	400						
2 Bridges John	80	25		1500	200		11	3		5		20	700		133		2000	500						
3 Knight William	250	20		2800	600		4	2	3	6		60	550		183		2000							
4 Knight Benjamin	100	30	149	6000	300		1		5	6		90	350		140		300	100						
5 Bridges Jasper	100	40		2000	100		5		2	3		70	400		75		500	300						
6 Phillips John	40	15		900	100		2		1				200				350							
7 Fisher Washington	60	5	20	1300	150		2		3	3	21	24	350				600							
8 Grogby Alfred	40			800	125		2		2	2		8	300				400							
9 Gustridge George	100	40	160	10000	200	100	4		4	100		30	700				1000	100						
10 Gustridge George Jr	80	20		1800	100		1		2	4		7	200				500							
11 Reynolds Jesse	84		40	1500	195		5		3	0		6	400		100		200	150						
12 Martz William	60	2		1000	100		3	3	2	7		25	600				500							
13 Woodson Jonathan	80	10		2500	100		4		2				250				40	600						
14 Carpenter Frank	40		40	1200	175		5		2	1		5	350		17		500							
15 Vanhook Oliver	40			600	125		1						2150				600							
16 Rhoads John	720	45		10000	400		8	2	1	3	1	20	650		1300		2000	900						
17 White Andrew	80			1000	100		4	1	3			3	350		230		200	50						
18 Grizzle Peter	40	5		600	200		3		1	1		15	225		240		475	100						
19 Sprake Reason	160			2400	150		5		4	2		13	450				200							
20 Atkins Milton	80	5		1200	150		6		2	2			400		200		400	100						
21 Mack William	40	10	30	1200	100		2		4	4	6	5	400		100		500	150						
22 Layman George	80	40	160	3500	200		2		8	8	9	6	500		200		700	150						
23 Patten Joseph	30	10	80	1600	75		9	1	2	12		25	650		75		400	200						
24 Minish George	20	5	15	1000	100		3		2	11	10	15	500		40		500	300						
25 Minish Philip	40			600	125		2		1	2			300				400	100						
26 Vickers Henry	100	100	125	5500	250		5		10	30		20	450		225		1000							
27 Row George	40	10		750	100		2		2	2		5	350				100							
28 Gragg James	80	20	100	3000	150		3		2	2		11	400		100		400	50						
29 Ruffe William	40			600	100		5	1	1	2		18	500		186		200	50						
30 Leats William	80	55	25	3000	200		2	2	8	20	1	50	500				1000	220						
31 Espersen Perry	120	40		3000	300		2	2	3	20		50	450		500		1000	100						
32 Brunning Elizabeth	20	40	200	2600	100		8			2		40	300		80		150	150						
33 Cooper Larkin	33		100	1000	150		5		2	2		40	400				800	150						
34 Johnson Abner	40			400	100		2		3	3		7	400				400	200						
35 Dickerson Sarah	50		170	2600	100		1	1	1	1			250				300	100						
36 Steen Stephen	40			750	100		2		1	1			250		50		200	150						
37 Mayer Nancy	32		8	600	150		3		4	4		6	350				125	135						
38 Atkins Jasper	45	20	175	4000	200		1	2	3	6		12	350				200							
39 Whitmore Jacob	40	7	153	4000	150		2		2	2		6	400		70		300	50						
40 Lotter Edward	160			2000	150		3	1	2	2	2	6	500				400	200						

3404 603 1930 92200 6550 200 136 20 112 2 281 48 692 15875 4594 21240 6305

State of Wisconsin, enumerated by me on the 5<sup>th</sup> day of Sept, 1870.

Sam'l B. Queen, Ass't Marshal.

YEAR ENDING JUNE 1, 1870.																									TOTAL VALUE.				
Cotton.	Wool.	Fens and Demas.	POTATOES.		Orchard products.	Wine.	Produce of Market Gardens.	DAIRY PRODUCTS.			Hay.	SEED.		Hops.	Hemp.	Flax.	Flax-seed.	Silk cocoons.	SUGAR.		Molasses.	BEES.		Forest products.	Value of Home Manufactures.	Value of animals slaughtered or sold for slaughter.	Estimated value of stock on hand, including improvements and additions to stock.		
			Irish.	Sweet.				Butter.	Cheese.*	Milk sold.		Clover.	Grass.						Maple.	Cane.		Wax.	Honey.					Dolls.	Dolls.
Bales (450 lbs.)	Lbs.	Bush.	Bush.	Bush.	Dolls.	Gallons.	Dolls.	Lbs.	Lbs.	Gallons.	Tons.	Bush.	Bush.	Lbs.	Tons.	Lbs.	Bush.	Lbs.	Lbs.	Hbds. (1,000 lbs.)	Gallons.	Lbs.	Lbs.	Dolls.	Dolls.	Dolls.	Dolls.		
25	26	27	28	29	30	31	32	33	34	35	36	37	38	39	40	41	42	43	44	45	46	47	48	49	50	51	52		
	40							20																		100	700	1	
			50					75																			150	1500	2
			50					60																			500	1750	3
			10					100																			75	650	4
			50					100																			300	800	5
			20					45																				450	6
								60																			175	550	7
								45																			20	400	8
								125																			175	800	9
								75																			120	500	10
			20					50																			50	500	11
			25					25																			140	500	12
								80																				500	13
								50																			20	450	14
								80																				500	15
			50					45																			500	2500	16
			40					20																				500	17
			30					35																			200	600	18
								100																			185	450	19
								50																			25	500	20
			100					100																			50	500	21
								35																			18	600	22
								50																			250	650	23
			50					100																			500	1000	24
								25																			100	500	25
								200																			120	800	26
								50																			100	450	27
								50																				400	28
			30					40																			200	600	29
								100																				750	30
			20					175																			500	1400	31
								60																			300	750	32
								65																			50	600	33
								100																			50	500	34
								60																				400	35
								200																				400	36
								100																			25	400	37
								100																			200	500	38
			25					45																			30	400	39
								75																			50	600	40
	40		550					2810																		5138	27300		

\* This will include only such cheese as is made upon the farm. Milk sent to cheese factories will be regarded as milk sold off the farm.

SCHEDULE 3.—Productions of Agriculture in Deep Water Township, in the County of Runyon, in the Post Office: Clinton

Table with 24 columns: 1-7 (Land and Cash Value), 8-15 (Live Stock), 16-24 (Produce). Rows include names like Harding James, Ezell William, Bushers Wesley, etc., with associated acreage, stock counts, and produce values.



Handwritten summary of totals at the bottom of the table, including totals for columns 2-4 (3041, 401, 1532), columns 5-6 (74225, 5415), column 7 (380), columns 8-15 (118, 38, 114, 23, 199, 78, 510, 15728), columns 16-24 (53, 3864, 40, 16330, 5285).

State of Illinois, enumerated by me on the 5th day of Sept, 1870.

Sam'l B. Owen, Ass't Marshal.

YEAR ENDING JUNE 1, 1870.

Cotton.	Wool.	Peas and Beans.	POTATOES.		Orchard products.	Wine.	Produce of Market Gardens.	DAIRY PRODUCTS.			SEED.			SUGAR.					BEES.		Forest products.	Value of Home Manufactures.	Value of animals slaughtered or sold for slaughter.	Estimated value of all farm production, including bet-terments and additions to stock.				
			Irish.	Sweet.				Butter.	Cheese.*	Milk sold.	Hay.	Clover.	Grass.	Lops.	Hemp.	Flax.	Flax-seed.	Silk cocoons.	Maple.	Cane.					Molasses.	Wax.	Honey.	
																												Bales (450 lbs.)
25	26	27	28	29	30	31	32	33	34	35	36	37	38	39	40	41	42	43	44	45	46	47	48	49	50	51	52	
								100																			50	900
								30																			10	500
																												500
								60																			30	500
								45																			200	600
								40																			75	400
								35																			25	400
																											10	400
								40																			200	750
			40					45																			75	700
								35																			40	500
								65																			20	500
								120																			35	500
			50					40																			60	550
			15					45																			200	800
								30																			75	700
			100					35																			40	700
								65																			25	600
			50					45																			30	800
			50					200																			500	1100
								125																			550	450
								65																			40	400
								100																			500	1000
								60																			1000	1600
								65																			100	800
								100																			500	1600
								200																			100	800
								50																			100	550
								90																			150	650
								35																			100	500
								400																			50	500
			70					45																			50	500
			70					100																			65	550
			400					200																			2000	3000
								90																			300	1000
			30					75																			300	800
								30																			30	500
	100		25					50																			300	1000
								160																			100	900
			20					200																			2000	3500
	100		870					3335																			9553	33000

\* This will include only such cheese as is made upon the farm. Milk sent to cheese factories will be regarded as milk sold off the farm.

SCHEDULE 3.—Productions of Agriculture in Deep Water Cup, in the County of Henry, in the Post Office: Clinton



Table with columns: Name of Agent, Owner, or Manager; ACRES OF LAND (Improved, Wood-land, Other unimproved); PRESENT CASH VALUE (Of farm, Of farming implements and machinery); LIVE STOCK, JUNE 1, 1870 (Horses, Mules and Asses, Milk Cows, Working Oxen, Other Cattle, Sheep, Swine, Value of all live stock); and PRODUCE DURING THE YEAR (Wheat, Spring, Winter, Rye, Indian Corn, Oats, Barley, Buckwheat, Rice, Tobacco). Rows 1-40 contain handwritten entries for various farmers.

Handwritten totals at the bottom of the table: 3270, 1491, 2978, 98290, 7195, 500, 146, 35, 138, 19, 317, 389, 794, 19050.

Handwritten totals at the bottom of the table: 3696, 21145, 4997.

State of Wisconsin, enumerated by me on the 9<sup>th</sup> day of Aug, 1870.  
*Sam'l Blum*, Ass't Marshal.

YEAR ENDING JUNE 1, 1870.																									TOTAL VALUE.				
Cotton.	Wool.	Peas and Beans.	POTATOES.		Orchard products.	Wine.	Produce of Market Gardens.	DAIRY PRODUCTS.			SEED.					SUGAR.				BEES.		Forest products.	Value of Home Manufactures.	Value of animals and products sold for slaughter.	Estimated value of all farm production, including betterments and additions to stock.				
			Irish.	Sweet.				Butter.	Cheese.*	Milk sold.	Hay.	Clover.	Grass.	Hops.	Hemp.	Flax.	Flax-seed.	Silk cocoons.	Maple.	Cane.	Molasses.					Wax.	Honey.	Dolls.	Dolls.
Bales (50 lbs.)	Lbs.	Bush.	Bush.	Bush.	Dolls.	Gallons.	Dolls.	Lbs.	Lbs.	Gallons.	Tons.	Bush.	Bush.	Lbs.	Tons.	Lbs.	Bush.	Lbs.	Lbs.	Hds. (1,000 lbs.)	Gallons.	Lbs.	Lbs.	Dolls.	Dolls.	Dolls.			
25	26	27	28	29	30	31	32	33	34	35	36	37	38	39	40	41	42	43	44	45	46	47	48	49	50	51	52		
								45																		300	700	1	
			40					60																			200	900	2
			25					200																			200	900	3
																											75	400	4
			15					100																			100	500	5
			20					150																			150	750	6
			10					150																			150	900	7
								35																			45	600	8
																											25	400	9
								60																			300	800	10
			50					700																			1000	2000	11
								65																			500	750	12
	40							200																			250	800	13
								100																			120	700	14
	110							500																			2000	3500	15
	50							200																			80	750	16
								100																			40	300	17
								175																			300	750	18
	15							200																			350	1200	19
								25																			25	650	20
	50							200																			125	750	21
								40																			25	500	22
								75																			150	700	23
			25					45																			50	500	24
			25					100																			160	600	25
								200																			25	600	26
			20					200																			175	800	27
								<del>250</del>																			140	2000	28
			25					240																			20	500	29
			6					45																			80	500	30
			25					200																			200	700	31
								45																			150	400	32
			100					145																		20	500	1400	33
								125																			30	500	34
								45																			100	500	35
								140																			50	500	36
								170																			40	500	37
								40																			100	550	38
			40					150																			200	600	39
			25					100																			30	500	40
								4000																		20	500	31850	

\* This will include only such cheese as is made upon the farm. Milk sent to cheese factories will be regarded as milk sold off the farm.



SCHEDULE 3.—Productions of Agriculture in St. Peter Cup, in the County of Henry, in the

Post Office: Saints Creek

Name of Agent, Owner, or Manager.	ACRES OF LAND.			PRESENT CASH VALUE.		Total amount of wages paid to labor, including value of board.	LIVE STOCK, JUNE 1, 1870.								PRODUCE DURING THE YEAR.									
	Improved.	UNIMPROVED.		Of farm.	Of farming implements and machinery.		Horses.	Mules and Asses.	Milch Cows.	Working Oxen.	Other Cattle.	Sheep.	Swine.	Value of all live stock.	WHEAT.			Indian Corn.	Oats.	Barley.	Buckwheat.	Rice.	Tobacco.	
		No.	Woodland.												Other unimproved.	Dolls.	Dolls.							No.
1	2	3	4	5	6	7	8	9	10	11	12	13	14	15	16	17	18	19	20	21	22	23	24	
Gates William	100	20	60	3500	200		3	1	5	17	60	8	500		30		400	150						
Gates Christopher	100	20	60	3500	200		4	1	4	2	8	10	300		45		200	150						
Bailey Timothy	80	40	40	2000	200		5		2	5	1	40	400				300	180						
Belt Charles	80	25	55	2400	250		2		6	6		16	500		85		750	200						
Bronaugh Addison	80	40		1600	175		2	2	1	2	26	12	500				500							
Laughey Isaac	75	20	165	2575	250		6	1	2	10	35	30	600		300		750	200						
Paxton Henry	40	20		1200	100		2		2	1		14	200				300	100						
Ridgeman Lewis	40	17		1000	150				4	6			600				300							
Graw Benedict	40		40	1200	100		1		2	2			600				200	200						
Higgins Edson	40			700	150		2		2			40	190				300							
Blanchard Thos	40	10		650	175		1	2					300				250	100						
Daniels William	15	15	10	450	200		6		3	25	25	12	400				500	60						
Batschelt Benedict	80	10	40	2000	200		5		3	4		20	500				500	100						
Barman Adam	30	10	45	1000	150				2	2		27	300				300	200						
Leinbeck Adam	100	20	60	3500	200		4	1	6	10	4	7	500				150	100						
Leinbeck Aaron	40		40	1020	200		3		5	9	12	27	400				600	150						
Stricker Caroline	100		20	1800	150		3		4	8		10	350				200	200						
Stricker Thomas	40			700	100		1						11	150			150	70						
Stricker Bertley	40			500	120		2		1	5			200				250							
Bousman Amos P	80	20	40	3000	175		3	2	5	8		6	500		185		500	150						
Murphy Levi	120	30	40	3000	100		8		5	2	25	50	600		60		1500	400						
Dowell Anderson	80			1200	150		2	1	1			1	225		140		375							
Reed Thomas	40			500	140		2		1				200				300	100						
Noch John	110	32	90	2000			5		2	8	20	9	500		80		500	100						
Shamberger Adam	160	5		2200	100		4		3	30		21	600		400		500	200						
Witham Albert	40			700			2						120				250	70						
Babcock William	160	30		4000	150		8		1	6	9	14	1000		100		1500	400						
Babcock James	52		68	3500	100				2	1	2	14	300		20		400							
Book John	40			600	140		3	2	1	2	5	6	400		6		300	60						
Shamberger Emanuel	160	5		1500	100		4		7	10		6	500		175		300	300						
Brant John	40			600			1	1					2	150			350							
Book Joseph	40			600			2						200				750							
Book James	40			600			2						200				750							
Hoover John	50			2450	150		5		5	8		14	400		40		150	190						
Sillers John	60	8	60	1200	150		4		1	3		7	300		32									
Brasse John	240	16		2400	150		14	2	4	4		42	900		23		700	160						
Breidwin John	320			3500			2		3	4		14	400		200		1000	500						
Apfelund Charles	25		30	800	100		2		4	3		7	200		53		100	10						
Lemard Peter	80		10	1000	100			1	2	2			150		263		50	50						
Walker Levi	80			800	200		4		4	4			14	600			500							

3174 413 973 6544 5225 129 21 102 10 202 245 502 15745 2237 17625 4856

State of Wisconsin, enumerated by me on the 11<sup>th</sup> day of Sept, 1870.

Samuel B. Crew, Ass't Marshal.

YEAR ENDING JUNE 1, 1870.																											TOTAL VALUE.						
Cotton.	Wool.	Peas and Beans.	POTATOES.		Orchard products.	Wine.	Produce of Market Gardens.	DAIRY PRODUCTS.			SEED.			Hops.	Hemp.	Flax.	Flax-seed.	Silk cocoons.	SUGAR.		Molasses.	BEEES.		Forest products.	Value of Home Manufactures.	Value of animals slaughtered or sold for slaughter.	Estimated value of all farm products, non-mineral, not included in the above, and additions to stock.						
			Irish.	Sweet.				Butter.	Cheese.*	Milk sold.	Hay.	Clover.	Grass.						Maple.	Cane.		Wax.	Honey.					Dolls.	Dolls.	Dolls.			
Bales (450 lbs.)	Lbs.	Bush.	Bush.	Bush.	Dolls.	Gallons.	Dolls.	Lbs.	Lbs.	Gallons.	Tons.	Bush.	Bush.	Lbs.	Tons.	Lbs.	Bush.	Lbs.	Lbs.	Hds. (1,000 lbs.)	Gallons.	Lbs.	Lbs.	Dolls.	Dolls.	Dolls.	Dolls.						
25	26	27	28	29	30	31	32	33	34	35	36	37	38	39	40	41	42	43	44	45	46	47	48	49	50	51	52						
	217							100																		200	600	1					
								100																			75	500	2				
			40					60																			75	500	3				
								150																			40	900	4				
			45					30																			45	500	5				
			50					65																		98	300	1000	6				
								45																			60	500	7				
								100																			25	400	8				
								70																			25	400	9				
								60																			75	400	10				
			400																								45	400	11				
								100																			25	500	12				
								65																			50	500	13				
								45																			30	500	14				
	<del>100</del>							200																			200	600	15				
	100							200																			240	750	16				
								150																			25	500	17				
								00																			25	450	18				
			60					100																					400	19			
			75					105																			100	600	20				
			95					70																			1000	2000	21				
								60																			75	500	22				
								60																				500	23				
	33							60																			200	650	24				
								100																			100	700	25				
																													400	26			
	40		30					300																			140	1100	27				
			50					200																			60	450	28				
	12		14					30																			100	500	29				
			10					300																			30	500	30				
			50																								10	400	31				
			50																									500	32				
			15					<del>150</del>																				500	33				
			50					150																				00	550	34			
			10																								3		35	35	400	35	
																											2	45		36	45	36	
																											25	500		37	500	37	
																												100	800		38	5	38
			100					<del>50</del>																			60	820		39	500	39	
								40																				40	500		40	500	40
								100																								500	40

402      1124      3195      98 3550      20100

\* This will include only such cheese as is made upon the farm. Milk sent to cheese factories will be regarded as milk sold off the farm.

23100

SCHEDULE 3.—Productions of Agriculture in Deep Water Sup, in the County of Henry, in the

Post Office: Clinton

Name of Agent, Owner, or Manager.	ACRES OF LAND.			PRESENT CASH VALUE.		Total amount of wages paid during the year, including value of board.	LIVE STOCK, JUNE 1, 1870.								PRODUCE DURING THE YEAR.									
	Improved.	UNIMPROVED.		Of farm.	Of farming implements and machinery.		Horses.	Mules and Asses.	Milk Cows.	Working Oxen.	Other Cattle.	Sheep.	Swine.	Value of All Live Stock.	WHEAT.		Rye.	Indian Corn.	Oats.	Barley.	Buckwheat.	Rice.	Tobacco.	
		Wood-land.	Other unimproved.												Dolls.	Dolls.								No.
1	2	3	4	5	6	7	8	9	10	11	12	13	14	15	16	17	18	19	20	21	22	23	24	
Butts James	40	10	40	1400	200	50	4		2	80			7	900				300						
Beller John	80	5		1500	300	12	2		1	2	1			16	300			350	250					
Burton Judson R	120	7		1000	150		1		1	2				9	175			300						
Myers Felix	40	5		400			2		1					200			400							
Caran Ebenezer	40		40	1000		200	2		2					200			500							
Holstein Oscar	57			700	200		3		3	2			32	400			500							
Banta Wm	60	20		1200	300		1	2	4	2			6	300		184	300							
Stanford Jas.	40			400			1		1					75			300							
Brown Lemitt L	45		15	1200	125		2		4	7			7	300			400	60						
Heint James	80	20		1400	150		4		2	2			10	400			300	167						
Burman Robert	6		74	800	150		2		1	2			12	200			80	100						
Vansant Saml	90	6	70	2200	200	50	5		3	1			10	300			600							
Sauker John	40			2000	150		3		2				15	250			250	200						
Heames George	40			350			2		1				11	200			400							
Hall Silas H	50	16	20	900	150		3		1	3			13	250		30	600							
Linebeck Jere.	20			200	150		2		4	6		4	9	275			500	200						
Keiter John	33	3	10	1500	110		2		4	5			40	300		200	200							
Scribner George	40			600	150		2		2	3			17	300		107	450							
Woodford Alfred	35		5	400	100		1	3	3	2			12	400			200							
Fogelson James	16	15	123	1500	125		2		3	3	12	9	350				200	40						
Ward Albert	40			500			2		1	2			2	200			400	40						
Epherson Wm	80		65	1500			2	2	3	4			14	300			400	100						
Vandegrift Alf.	25	15	22	1000	175		2		1	2			29	300			75							
Shook Consul	35	30	70	2000	175		4		5	25			6	500		90	300							
Winnard John	50	50	60	6000	200	72	3		6	10	23	40	500		73		1000	140						
Austin Amasa	40	10	26	1000	100	100	2		1	1			2	250			200							
White Hezekiah	40	5		600			1						1	100			100						100	
Ruppert Ambrose	40			500			1						2	105			500							
Nicks Lewis	25		15	450			2						8	250		75	500						100	
Ratcliffe James	30	5	16	550			3		2				4	300			600	200						
Harragh Saml	45	10	36	1500	100	100	2		1				2	300			500	100						
Clark David	53	10	4	1000	200	500	1		2				10	150		6	200	160					50	
Werner Adam L	120	10	40	4000	300	600	1						40	200		300	400	150						
Walshusmich	20		20	400			2						10	230			300	50						
James John	20		20	450			2		1	2			6	200			350	100					50	
Hemst Wm	26	6	20	700			2						200				150	175						
Hemst Oscar	40			400			2						150			75	100							
Winkler Wm	40			400	100				1	3			9	125			150	100						
Heagbach Leath	100	100	120	3300			10		6	19	12	35	1500		100		1000	320						
Miles Shepton	10	10	20	450		50	2						4	200			720							
	1851	340	929	46950	4060	1734	92	7	46	2	189	51	469	12,035	1220		14275	3452						300

State of Wisconsin, enumerated by me on the 13 day of Aug, 1870.

Sambor Crew, Ass't Marshal.

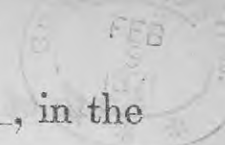
YEAR ENDING JUNE 1, 1870.

	Cotton. Bales (450 lbs.)	Wool. Lbs.	Peas and Beans. Bush.	POTATOES.		Orchard products. Dolls.	Wine. Gallons.	Produce of Market Gardens. Dolls.	DAIRY PRODUCTS.			SEED.			Hemp. Tons.	Flax. Lbs.	Flax-seed. Bush.	Silk cocoons. Lbs.	SUGAR.		Molasses. Gallons.	BEES.		Forest products. Dolls.	Value of Home Manufactures. Dolls.	Value of animals slaughtered or sold for slaughter. Dolls.	TOTAL VALUE. Dolls.				
				Irish. Bush.	Sweet. Bush.				Butter. Lbs.	Cheese.* Lbs.	Milk sold. Gallons.	Hay. Tons.	Clover. Bush.	Grass. Bush.					Hops. Lbs.	Maple. Lbs.		Cane. Hhds. (1,000 lbs.)	Wax. Lbs.						Honey. Lbs.		
	25	26	27	28	29	30	31	32	33	34	35	36	37	38	39	40	41	42	43	44	45	46	47	48	49	50	51	52			
1									100																	75	500	1			
2									100																		60	550	2		
3									125																		50	500	3		
4				30					300																				400	4	
5				50					100																				550	5	
6				14					100																		100		550	6	
7				10					140																		25		500	7	
8									100																				500	8	
9				25					100																		25		500	9	
10				50					45																		45		500	10	
11				10					30																		40		500	11	
12									100																		20		500	12	
13									100																		25		500	13	
14				100					100																		30		500	14	
15				50					20																		60		500	15	
16									100																		100		600	16	
17									100																	240	100		650	17	
18									100																		75		500	18	
19									100																		45		400	19	
20									100																		30		400	20	
21									25																		26		500	21	
22									90																		35		500	22	
23				4					70																		150	100	600	23	
24									200																		100		500	24	
25				20					300																	100	200		900	25	
26				20		100			50																		20		600	26	
27						100			100																			45		300	27
28									100																			40		500	28
29																											60		550	29	
30																											75		600	30	
31																											50		600	31	
32									100																	100	25		600	32	
33									200																		100		600	33	
34																											30		500	34	
35																											25		500	35	
36																													400	36	
37																													400	37	
38																											40		400	38	
39									200																		100		900	39	
40																											25		500	40	
									383																	590	1995	21050			

\* This will include only such cheese as is made upon the farm. Milk sent to cheese factories will be regarded as milk sold off the farm.

SCHEDULE 3. Productions of Agriculture in Deep Water Cup, in the County of Henry, in the

Post Office: Clifton



Name of Agent, Owner, or Manager.	ACRES OF LAND.			PRESENT CASH VALUE.			Total amount of wages paid during the year, including value of board.	LIVE STOCK, JUNE 1, 1870.							PRODUCE DURING THE YEAR.									
	Improved.	UNIMPROVED.		Of farm.	Of farming implements and machinery.	Dolls.		Dolls.	Horses.	Mules and Asses.	Milk Cows.	Working Oxen.	Other Cattle.	Sheep.	Swine.	Value of All Live Stock.	WHEAT.			Oats.	Barley.	Buckwheat.	Rice.	Tobacco.
		No.	Wood-land.														Other unimproved.	Dolls.	Dolls.					
1	2	3	4	5	6	7	8	9	10	11	12	13	14	15	16	17	18	19	20	21	22	23	24	
1 Henry Henry	100	40	120	4000	150	200	9	9	24	20	40			1700		330		500	650					
2 Riving Henry	60	10		600	100		6	1			5	7	12	500		30		200	80				40	
3 Puthoff Joseph	200	15		3000	100		10	1	3		17	15	20	900		100		600	500					
4 Puthoff Henry	80	40	20	2000	100		10		2		8	25	16	800		70		600	400					
5 Gilbert Frank	40			500	80			1	1					8	125			400	50					
6 W. Ginnis S	40			500	100			3						9	290			250	200					
7 Scherbank Conrad	8	40	30	1500	100		4	2	2		4			18	800		100	600	500					
8 Austin John H	4	10	40	1000	100		1	2	2		2			4	300		75	300	150					
9 Wicker Alexander	30	10		650	100				1	2				15	250			500						
10 Stewart Mark	200	250	300	8000	200	100	4	1	4			20		30	600	20		200	100					
11 Bonds George	60		20	1100	150	100	2	1	1					50	300			500						
12 Bliggard Wm	200	80	320	6000	300	75	9		10	4	25			100	1500		500	1200	300					
13 Currier Garland	80	3		1200	150		2	1	1		5			300		100		600	200					
14 Brown John B	160	41	160	4000	100	300	2	2	2	6	3			25	600		250	1600	130					
15 Brown Martin	320	40		4800	100	100	3		2		15			25	500		350	1600	130					
16 Brown Peter	20	30	80	1200	100		2	1	2		15			25	600			200	200					
17 Baldwin Thomas	60	20		800	100		3		3	2	3			12	600			800	60					
18 Eve Jacob	50	5	30	900	150		2	1			1			1	200			225	150					
19 Schatz Gottlieb	50	5	220	3000	100		3		3		3			3	300			500						
20 Middagh James	160	15	400	3800	300		9	3	5		6			10	900				100					
21 Kepner Benjamin	160		220	3800	200		4	1	1					2	350			500	300					
22 Madell James	160	60	80	2000	175		5	1	5		8	10	40	600		90		500	100			50		
23 Rugh John	40	5		450	100		2		1					10	200		100	400						
24 Westrusing Henry	18	10	60	1500	150		4		3		5			12	600			150	50					
25 Gylfe Daniel	80	5	80	3300	100		5	1	4		5			20	700		175	600						
26 Maxwell Thomas	40	10		1000			2								200			300	50					
27 Rhaymeron Henry	50		30	1200	100		3	2					14	7	350			500						
28 Post Isaac W	25	5	15	700	30		2	2	2		2				400		80	250	150					
29 Johnson Peter P	50	5	30	1700	50		5				2			4	200		20	200						
30 Magones Joseph	50	10	110	3400	100		2		3		7			17	300		50	500	200					
31 Wacker John J	40	4	40	1500	30		2		2		4				180			150						
32 Tanner William	40	5		650	50		3		2					16	250			200						
33 Hart Alvin L	60		20	1600	75		5		5		16	25	35	700		94		600	50					
34 Elliott W. L.	40	5		600	25		3								200			400	100					
35 Moore Wm	120	60	60	6000	150		7		7		22	24	24	1000		67		700	300					
36 Walker William	100	40	270	8000	150		4	1	2		3			20	400			300	120					
37 Healy Martha E	20	10	50	1000	100		2		3		1			7	300			100	40					
38 Greenhalgh John	40	2	120	3000	100		2	3	3		5			20	500			100	500					
39 Honey Levi	40		40	1600	100		3		2		5	8	8	350		23		300	170					
40 Herint William	120	60	420	10000	100		19		10		30	30	40	1400		30		1000	390					

Handwritten summary totals at the bottom of the page, including numbers like 3225, 950, 3451, 101650, 45665, 8745, 158, 30, 109, 38, 267, 198, 685, 20695, 20, 2634, 19125, 6330, and 90.

State of Illinois, enumerated by me on the 16 day of Augt, 1870.  
Sam B Owen, Ass't Marshal.

YEAR ENDING JUNE 1, 1870.

	Cotton. Bales (50 lbs.)	Wool. Lbs.	Peas and Beans. Bush.	POTATOES.		Orchard products. Dolls.	Wine. Gallons.	Produce of Market Gardens. Dolls.	DAIRY PRODUCTS.			SEED.			SUGAR.				BEES.		Value of animals slaughtered or sold for slaughter.	Estimated value of stock, including be- lievements and addi- tions to stock.	TOTAL VALUE. Dolls.									
				Lish. Bush.	Sweet. Bush.				Butter. Lbs.	Cheese* Lbs.	Milk sold, Gallons.	Hay. Tons.	Clover. Bush.	Grass. Bush.	Hops. Lbs.	Hemp. Tons.	Flax. Lbs.	Flax-seed. Bush.	Silk coccons. Lbs.	Maple. Lbs.					Cane. Hbds. (1,000 lbs.)	Molasses. Gallons.	Wax. Lbs.	Honey. Lbs.	Forest products. Dolls.	Value of Home Manufactures. Dolls.		
	25	26	27	28	29	30	31	32	33	34	35	36	37	38	39	40	41	42	43	44	45	46	47	48	49	50	51	52				
1		70		40					10			10																310	1000	1		
2																												100	600	2		
3		80					50		50			5																100	950	3		
4		100					30		30			10																125	700	4		
5																												50	500	5		
6																												20	500	6		
7																												75	700	7		
8									100			2																20	700	8		
9																												40	400	9		
10				50					50			10																225	650	10		
11				40					25																			100	500	11		
12				25					200																			300	1200	12		
13																												15	600	13		
14				20																								100	1000	14		
15																												135	1200	15		
16																												25	500	16		
17																												15	500	17		
18																												15	400	18		
19																												45	600	19		
20																												70	300	20		
21		30		10	50																							45	450	21		
22																												215	650	22		
23																												50	400	23		
24									100																				400	24		
25		100		10					200																		150	180	700	25		
26																													500	26		
27																													500	27		
28				40					100														40					50	550	28		
29																													400	29		
30																													500	30		
31				15					50																			20	400	31		
32				20					150																			50	400	32		
33		40		30					150														45					80	500	33		
34																													500	34		
35		125		15		30			100			5															24	300	750	35		
36				20					50																			25	160	700	36	
37									150																		15	10	60	500	37	
38				10					75																				80	500	38	
39									50																			20	15	80	600	39
40		120		20					200																			30	10	400	1200	40
	665			365	50	30	80		1840			42															185	3465	23900			

\* This will include only such cheese as is made upon the farm. Milk sent to cheese factories will be regarded as milk sold off the farm.

SCHEDULE 3.—Productions of Agriculture in Deep Water Cup, in the County of Henry, in the Post Office: Clinton

Table with columns for Name of Agent, Owner, or Manager; ACRES OF LAND (Improved, Wood-land, Other unimproved); PRESENT CASH VALUE (Of farm, Of farming implements and machinery); Total amount of wages paid during the year; LIVE STOCK, JUNE 1, 1870 (Horses, Mules and Asses, Milk Cows, Working Oxen, Other Cattle, Sheep, Swine, Value of all live stock); and PRODUCE DURING THE YEAR (Wheat, Spring, Winter, Rye, Indian Corn, Oats, Barley, Buckwheat, Rice, Tobacco).

Handwritten totals and corrections at the bottom of the page, including numbers like 400, 160, 22, 105, 10, 22, 299, 551, 19965, 2262, 15640, 5070, and 7000.

State of Wisconsin, enumerated by me on the 18 day of Sept, 1870.

Saml B. Brew, Ass't Marshal.

YEAR ENDING JUNE 1, 1870.																									TOTAL VALUE.			
Cotton.	Wool.	Peas and Beans.	POTATOES.		Orchard products.	Wine.	Produce of Market Gardens.	DAIRY PRODUCTS.			SEED.			Hops.	Hemp.	Flax.	Flax-seed.	Silk cocoons.	SUGAR.		Molasses.	BEES.		Forest products.	Value of Home Manufactures.	Value of animals slaughtered or sold for slaughter.	Estimated value of all farm produce, and other terms and additions to stock.	
			Irish.	Sweet.				Butter.	Cheese.*	Milk sold.	Hay.	Clover.	Grass.						Maple.	Cane.		Wax.	Honey.					
Bales (450 lbs.)	Lbs.	Bush.	Bush.	Bush.	Dolls.	Gallons.	Dolls.	Lbs.	Lbs.	Gallons.	Tons.	Bush.	Bush.	Lbs.	Tons.	Lbs.	Bush.	Lbs.	Lbs.	Hbds. (1,000 lbs.)	Gallons.	Lbs.	Lbs.	Dolls.	Dolls.	Dolls.	Dolls.	
25	26	27	28	29	30	31	32	33	34	35	36	37	38	39	40	41	42	43	44	45	46	47	48	49	50	51	52	
			48					50													30					30	500	
																												450
			10																			40					25	500
			15					100														24					60	600
																											80	500
			10					100														25					125	650
								50														15					60	500
								20														4					60	500
								100														16					160	600
	100		10					100														60					200	750
																											20	500
			60																									500
																											45	806
			10					150																			300	800
																												800
																												500
																												400
			15					100																			80	1200
	80		50					100														10				200	750	
	45		60		13			100														19	4200		25	200	900	
	60		10		100			200			20											60	670		40	150	1000	
					100			100																			75	700
	60							50														4					80	500
	100		25		20			100														40				35	240	750
	40		5		10			50			4											30				15	140	700
																												500
	80		30		30						2																	600
	25		5					50																		20	80	500
			20					100																			300	700
	50		25					200																		10	150	750
																												400
	50		10		50			750			50											40	775			200	700	
					20			150			4																150	800
	5		5					50																				500
	70		20					100			3											10				25	160	650
																												450
								200														30					80	900
			20					100														20					100	500
	40		30					150														30				25	130	1000
	10		30		10			200			3											14				10	240	1000
	810		520		353			3020			85										521	17	346		200	3950	25900	

\* This will include only such cheese as is made upon the farm. Milk sent to cheese factories will be regarded as milk sold off the farm.



SCHEDULE 3. Productions of Agriculture in Swift Water Twp, in the County of Henry, in the

Post Office: Clinton

1	Name of Agent, Owner, or Manager.	ACRES OF LAND.			PRESENT CASH VALUE.		Total amount of wages paid during the year, including value of board.	LIVE STOCK, JUNE 1, 1870.							PRODUCE DURING THE											
		Improved.	UNIMPROVED.		Of farm.	Of farming implements and machinery.		Dolls.	Dolls.	Horses.	Mules and Asses.	Milk Cows.	Working Oxen.	Other Cattle.	Sheep.	Swine.	Value of ALL live stock.	WHEAT.			Indian Corn.	Oats.	Barley.	Buckwheat.	Rice.	Tobacco.
			No.	Wood-land.														Other unimproved.	Spring.	Winter.						
2	3	4	5	6	7	8	9	10	11	12	13	14	15	16	17	18	19	20	21	22	23	24				
1	Johnson Wm B	45	5	35	1200	100		5	1	2			300				700	100								
2	Oliver Henry	120			2400	100	100	4	1	3		9	33	700	196		200	90								
3	Muck Anton	60	40	60	3200	150		4	1	4		4	20	600	60		400									
4	Woods Daniel	80	40	80	4000	800	50	6	1	7		12	7	20	800	400	30	500	200							
5	Stubblefield Lohan	60	10	90	1200	100		5		1		1	3	400			300	320								
6	Wilson Thomas	30	20		750	100		2		2		2	6	300			100									
7	Gibbs Henry	50			750	30		2		1		1	2	250			7									
8	Greiner Barnard	40	80	40	3000	150		5		1		1	9	500	35		300	200								
9	Baldwell Mary	60	100	40	4000	100		3		1		5	3	250			300	100								
10	Baldwell Wm Co	80	10		1800			2		5		6	3	250			600									
11	Jerryman Wm D.	40			700	100		4		3		8	5	500			500	200								
12	Woods John D.	15		85	1500	30		1		1		2	4	200	110		200									
13	Stephenson Jand	60	90	70	5000	100	50	10		6		20	6	20	1100	30	600	150								
14	Hanna John W	80	20		2000	150	100	3		8		2	22	27	900		1000	80								
15	Jackson David	40	5		600	25		2		3		3	14	13	300		75									
16	Jackson Madison	40	40	40	2400	50		3		1		4	6	15	300	30	60	40								
17	Jackson Jonathan	40	5		600			3		1			8	300	5		100									
18	Jackson William	22			500	50		2					6	200	12		400									
19	Nitzel John	45	15		900			2					6	300			180	50								
20	Heint Wm Co	70	20		800	100		3		3		4	9	14	400	30	100	50								
21	Snodgrass Wm	30			600	20		3	1			10	2	30	580	184	400	300						60		
22	Lawsen B. G.	35	10	5	750	75		6		1		1	2	450			300	150								
23	Ridgway Wm	40	16	40	2000	100			2	2		1	4	4	300	90	300									
24	Erhart Wm	60	40	100	4000	100	50	9		5		15	9	30	1000	46	900									
25	Mitchem James	40		80	1200	20		8		3		4	6	800			400									
26	Lampkin Co	240	20	40	6000	300	50		2	1		2	6	300	100		700									
27	Erhart Augustus	160	40	40	4800	150	100	5		4		8	15	20	500	89	600	150								
28	Hayes Lyle D	40			400			2		1		1		200			400									
29	Morse Isaac	80			1600	100		3				3	14	300	92		300	10								
30	Bochran Jessy	40	16		1680	150		2		3		10	5	15	500	180	300	100								
31	Stenslie H. B.	40			1200	12		1		1		2	1	2	250		300	50								
32	Wheeler Art.	40			530			1		1				6	150		350									
33	Wark Anthony	20		20	800	100		6		4		8	10	25	300	22	400	75								
34	Wark Anna	40		15	900	50		4		2		9	5	13	350		250	80								
35	Picks Joseph	50		30	1600	100		2		4		8	8	16	500	54	200	140								
36	Becker Ludwig	60		20	1200					2		4		200	30		200	100								
37	Picks John	70	10	10	1600	50		5		2		3	10	8	400	12	300	100								
38	Kline John	45	20	35	2000	100		5		5		13	40	15	800	37	300	150								
39	Schuyler David	40	56		2000	75		5		5		6	15	11	600	60	400	60								
40	Shaffer Frank	40			600	100		3						200			250	125								

224 1/2 895 72 80 3337 500 141 8 98 8 215 170 442 17830 1912 30 14172 3170 60


State of Missouri, enumerated by me on the 20 day of April, 1870.

Saml B Crew, Ass't Marshal.

YEAR ENDING JUNE 1, 1870.																											TOTAL VALUE.				
Cotton.	Wool.	POTATOES.			Orchard products.	Wine.	Produce of Market Gardens.	DAIRY PRODUCTS.			SEED.			Hops.	Hemp.	Flax.	Flax-seed.	Silk cocoons.	SUGAR.			BEES.		Forest products.	Value of Home Manufactures.	Value of animals slaughtered or sold for slaughter.	Estimated value of all farm production, including betterments and additions to stock.				
		Bales (450 lbs.)	Lbs.	Bush.				Bush.	Bush.	Dolla.	Dolla.	Dolla.	Lbs.						Lbs.	Gallons.	Tons.	Bush.	Bush.					Lbs.	Tons.	Lbs.	Bush.
25	26	27	28	29	30	31	32	33	34	35	36	37	38	39	40	41	42	43	44	45	46	47	48	49	50	51	52				
																											500				
			40	3				50													90						80	600			
			15					50													25						120	600			
			10					200																			200	750			
			35					50																			25	600			
			10					50																			30	300			
			30					50														21					15	300			
			30		5			50																			100	650			
			25					100															20	50			80	500			
	10		10					50																		15	100	600			
																												500			
			5					50																			25	400			
	20		20					200																			150	600			
			20					300			5																600	1300			
	25		7					100																		20	80	450			
	10		10					100																			100	450			
			12					100																			50	400			
																												350			
			30																								50	450			
	10		5					100																		6	60	450			
																											160	650			
			15					50																			30	500			
			30					50																			20	50	500		
	36							75																		20	150	650			
			40					60																			50	500			
			15																								20	500			
	100		50					300			4															30	300	800			
																												350			
			50					100																			36	500			
			75	5				150																			100	50	700		
																												350			
																												350			
	40		40					200																			60	550			
	12		15					100																			100	500			
	15		15					100																		5	120	600			
																												450			
	20		20					50																			100	500			
	150		30					200																			10	150	600		
	60		20					50																			10	80	550		
																												350			
508			769	8	5			3085			9																567	50	136	3255	21200

\* This will include only such cheese as is made upon the farm. Milk sent to cheese factories will be regarded as milk sold off the farm.

SCHEDULE 3.—Productions of Agriculture in Deep Water Sup, in the County of Henry, in the Post Office:



Name of Agent, Owner, or Manager.	ACRES OF LAND.			PRESENT CASH VALUE.		Total amount of wages paid during the year, including value of board.	LIVE STOCK, JUNE 1, 1870.							PRODUCE DURING THE												
	Improved.	UNIMPROVED.		Of farm.	Of farming implements and machinery.		Horses.	Mules and Asses.	Milk Cows.	Working Oxen.	Other Cattle.	Sheep.	Swine.	Value of ALL live stock.	WHEAT.		Rye.	Indian Corn.	Oats.	Barley.	Buckwheat.	Rice.	Tobacco.			
		No.	No.												No.	Dolls.								Dolls.	Dolls.	No.
1	2	3	4	5	6	7	8	9	10	11	12	13	14	15	16	17	18	19	20	21	22	23	24			
Molbert Henry	150	75	75	6000			11			20	25	30	1200		100		150	200								
Brown William	35		50	1200			2	1		1			200				300	50								
Book D. M.	40		5	750			2	1		1			200				800	100								
Hennrichsen Arthur	30		50	900			2						150				150	100								
Greaf Elizabeth	80	40	40	3200	100		7	4		12	6	18	800		25		500	56								
Loth Mary Co	100	35	35	3400	75		9	6	8	30	30	20	1400		114		250	270								
Pratt William	30	30	20	1600	50		5	7		7	20	26	700				250	100								
Grub Peter	40	30		1400	75		6	2		7	23	16	600		50		300	50								
Hinabe Henry	40	50	27	2400	100		7	4		10	20	22	700		60		250	100								
Brissonen Ches.	40	40		1600	100		2	1		5		12	300		40		150	50								
McLaughlin George	80	40		1750			5	1		1		14	400		40		100	40								
Nilson Isaac	75	45		2400			1						100				500	75								
Nilson Mitchell	40	20		1000			2	2		1	10	3	250		30		200	100								
Braunberger Jos.	40	5		900	100		3	2		2		3	500				300	100								
Coleman John d	100	30	100	4600	100		2	5		7			450				200									
Jarris John	85	30		2300	150		4	4		5		5	500		60		600	800								
Vandyke S. M.	35	20	157	3000	100			2					200				250	150								
Harver Philip Jr	40	4		900	75		2	4		15		24	575		135		300	87	18	27						
	1080	494	564	39300	1025		72	8	46	114	134	193	9025		854		5050	1926	18	24						

State of Wisconsin, enumerated by me on the 21 day of Sept, 1870.

Samuel C. Crew, Ass't Marshal.

YEAR ENDING JUNE 1, 1870.

Cotton.	Wool.	Peas and Beans.	POTATOES.		Orchard products.	Wine.	Produce of Market Gardens.	DAIRY PRODUCTS.			Hay.	SEED.		Hops.	Hemp.	Flax.	Flax seed.	SILK coccons.	SUGAR.		Molasses.	BEES.		Forest products.	Value of Home Manufactures.	Value of animals slaughtered or sold for slaughter.	TOTAL VALUE.		
			Irish.	Sweet.				Butter.	Cheese.*	Milk sold.		Clover.	Grass.						Maple.	Hds. (1,000 lbs.)		Wax.	Honey.					Dolls.	Dolls.
Bales (450 lbs.)	Lbs.	Bush.	Bush.	Bush.	Dolls.	Gallons.	Dolls.	Lbs.	Lbs.	Gallons.	Tons.	Bush.	Bush.	Lbs.	Tons.	Lbs.	Bush.	Lbs.	Lbs.	Hds. (1,000 lbs.)	Gallons.	Lbs.	Lbs.	Dolls.	Dolls.	Dolls.	Dolls.		
25	26	27	28	29	30	31	32	33	34	35	36	37	38	39	40	41	42	43	44	45	46	47	48	49	50	51	52		
	80																									100	600	1	
																												400	2
																												500	3
																												400	4
			25					200			15															80	550	5	
	62		50					200			4														40	120	650	6	
								250																	50	120	550	7	
	50		60					200																	20	100	600	8	
	50		30					150			2															140	700	9	
																										50	500	10	
								50																		60	500	11	
																											400	12	
	15							20														15			20	40	500	13	
																											400	14	
								100																		50	350	15	
	190		30					150														80				120	900	16	
																											500	17	
			50					100														50				100	800	18	
																													19
																													20
																													21
																													22
																													23
																													24
																													25
																													26
																													27
																													28
																													29
																													30
																													31
																													32
																													33
																													34
																													35
																													36
																													37
																													38
																													39
																													40

522      245      1420      21      157      130      1080      9800

\* This will include only such cheese as is made upon the farm. Milk sent to cheese factories will be regarded as milk sold off the farm.

SCHEDULE 3.—Productions of Agriculture in Grand River Twp in the County of Henry, in the

Post Office: Clinton

1871

Name of Agent, Owner, or Manager.	ACRES OF LAND.			PRESENT CASH VALUE.		Total amount of wages paid during the year, including value of board.	LIVE STOCK, JUNE 1, 1870.								PRODUCE DURING THE YEAR.									
	Improved.	UNIMPROVED.		Of farm.	Of farming implements and machinery.		Horses.	Mules and Asses.	Milch Cows.	Working Oxen.	Other Cattle.	Sheep.	Swine.	Value of ALL live stock.	WHEAT.		Indian Corn.	Oats.	Barley.	Buckwheat.	Rice.	Tobacco.		
		No.	Wood-land.												Other unimproved.	Dolla.							Dolla.	No.
1	2	3	4	5	6	7	8	9	10	11	12	13	14	15	16	17	18	19	20	21	22	23	24	
A. P. Frouin	40	20	100	3600	300													2500						
Garth Samuel D	360	40	80	17000	1600	800	7	5	2	8	25	20	20	2000		800		2500	1200					
Slater David	120	120		2400	300			8	5		10		1	1200		4000		500						
Nolan Thomas	120	40		2800	250		3		6		15		6	700		800		2000	400					
Collins Henry	40	10		1200	200		2		1		1		6	300		80		700	700					
Vaughn William	80	10		2500	200		2							115		200		3000	500					
Duffy Samuel	80	20		1200	175		2		5		5		5	350				3000						
Schiffelbier G	110			2000	300		4							275		300		700						
Hendricks Sol.	30	40	50	800	200		5							350		100		500						
Keiser Charles	40			700	300			2						150				600	200					
Reid Joseph	150	300	350	10000	500		6	8	7		20	18	25	1000		300		1500	1000					
Reid Alfred	100	80	140	5000	500		6		5		12	35	25	850		200		1200	1000					
Kirino Isaac B	60	20	20	1000	300		6	2	3		2		1	600		250		500	300					
Kinnel Captain E	160	40		4000	500		9		10		40		20	900		800		2400	300					
McGrath James	80	20		2000	500		6	6	5		13		14	1200		500		2500	500					
Night John A	100	40	44	2000	500	300	6	1	6	3	29		40	1000		200		1500	400					
Treadway Micajah	160		50	2500	500	500	6	2	4		20		33	800		800		3000	500					
Husted Barton	240		70	4000	350		3	2	2	6	2	1	20	600		1200		2000	1600					
Bellor Henry	50			1200	100		4		4		8		11	700		400		1300	200					
Madeiros Aaron	60			1100	125		4		3	8	25		25	600		400		1500	600					
Hutchison Mitchell	15		65	900	75		3		1		1		7	300		400		600	300					
Holland Farrington	80		40	4500	450			2	4	2	4	10	15	350		600		1500	900					
Gray John H	40		60	3500	200		1	1	2	2	1		11	350		100		100						
Detwiler Andrew	95	10	15	2500	200		4		1		3		22	300		500		1500	900					
Book Melbair	50			1000	100		2							150		200		200	250					
Ellison Edward	80			1600	175		3		2	6	2		3	500		400		500						
Mountjoy Benj.	100			2000	150		4							300		120		2000	600					
Burtis James A	80	25		3000	200		3	1	1		1		15	400		311		400	160					
Settles Lorisia	160	160	9.4	2000	300		2	3	4		1		17	500				1500	2000					
Jenkins Andrew H	60			1500	200		7	2	1		1		8	700		137		1000	500					
William Ellis	60			2000	100		2		1		1		2	250		80		270	60					
Henry Philip	260	60		6000	500		4		7		6	20		800		150		1500	1000					
Karnahan Henry	40			800	100		3		1				6	225		75		600	150					
Spence Am A	70	5		2000	300		5		4		11		9	550		110		350	150					
Mley Theron G	20			400	100		2							200		170								
McLeod Alexander	120	25	80	7000	300	200	4		6	3	7		15	700		175		1000	400					
Kirk John T	214	40		6000	400	150	9		6	4	30	16	30	800		400		1200	400					
Martin Caroline	80			1500	200		2		2				10	200				600	200					
Doyle William H	160	100	256	10000	400		9		2	4				500		573		573	400					
Leonard M. J. F.	40	20	360	10000	300		4		1					300				400	300					
				4044	1251	1874								1950				162	45					
				133900	11750									114				114	44					
														286				120						
														417				417						
														22065				22065						
																		12151						
																		48393						
																		14896						

State of Missouri, enumerated by me on the 13<sup>th</sup> day of June, 1870.

Samuel B. Jones, Ass't Marshal.

YEAR ENDING JUNE 1, 1870.

Cotton. Bales (50 lbs.)	Wool. Lbs.	Peas and Beans. Bush.	POTATOES.		Orchard products. Dolls.	Wine. Gallons.	Produce of Market Gardens. Dolls.	DAIRY PRODUCTS.			SEED.			SUGAR.			BEES.		Forest products. Dolls.	Value of Home Manufactures. Dolls.	Value of animals slaughtered or sold for slaughter. Dolls.	TOTAL VALUE. Dolls.					
			Irish. Bush.	Sweet. Bush.				Butter. Lbs.	Cheese.* Lbs.	Milk sold. Gallons.	Hay. Tons.	Clover. Bush.	Grass. Dush.	Hops. Lbs.	Hemp. Tons.	Flax. Lbs.	Flax-seed. Bush.	Silk cocoons. Lbs.					Maple. Lbs.	Cane. Hhds. (1,000 lbs.)	Molasses. Gallons.	Wax. Lbs.	Honey. Lbs.
25	26	27	28	29	30	31	32	33	34	35	36	37	38	39	40	41	42	43	44	45	46	47	48	49	50	51	52
	50							500			15											40			100	2700	
								500			40														200	3000	
								100			20														10	700	
								200			40														50	1500	
											20														40	900	
	30										20															2000	
	50		25					300			20													20	250	1800	
								100			20															700	
	300							600			40															650	
								200			40															650	
								300			20														650	1800	
								200			15														400	1400	
								100			20														20	700	
								100			15														35	1800	
								100			25														30	1750	
								200			8														45	1250	
											5														40	1800	
								100																	60	1500	
								200			15														40	1400	
																									100	1200	
								100																	50	700	
											40														75	1200	
																									60	400	
								50																	30	1000	
											10																600
								200																	20	500	
											25																1200
	110		10								20														500	1000	1800
											4														100	750	
								75			5														50	750	
																									40	500	
																									50	1200	
																									20	550	
	150		100					100			50														100	500	
											10																200
											10															50	500
				30							15															100	1200
				100				60																		20	650
								100																			1000
																											650
	690		265					4265			587													40	520	3,835	45,350

\* This will include only such cheese as is made upon the farm. Milk sent to cheese factories will be regarded as milk sold off the farm.

SCHEDULE 3.—Productions of Agriculture in Grand River Twp, in the County of Henry, in the Post Office: Clinton

Name of Agent, Owner, or Manager.	ACRES OF LAND.			PRESENT CASH VALUE.		Total amount of wages paid during the year, including value of board.	LIVE STOCK, JUNE 1, 1870.								PRODUCE DURING THE YEAR.								
	Improved.	UNIMPROVED.		Of farm.	Of farming implements and machinery.		Horses.	Mules and Asses.	Milch Cows.	Working Oxen.	Other Cattle.	Sheep.	Swine.	Value of all live stock.	WHEAT.		Rye.	Indian Corn.	Oats.	Barley.	Buckwheat.	Rice.	Tobacco.
		Wood-land.	Other unimproved.												Dolls.	Dolls.							
	No.	No.	No.	Dolls.	Dolls.		Dolls.	No.	No.	No.	No.	No.	No.	No.	Dolls.	Bush.	Bush.	Bush.	Bush.	Bush.	Bush.	Bush.	Lbs.
1	2	3	4	5	6	7	8	9	10	11	12	13	14	15	16	17	18	19	20	21	22	23	24
Houston George S	50	20	150	4400	500		3						4	235			700	300					
Lines Isaac	80	44	80	4400	300		2	1	2	3				350	300		400	103					
Cox Lewis	60	40	160	5000	250		3	1		1	9	7		250	90		1400						
Settles Reuben	120	20		4500	300		3	5		4		7		400			700	100					
Burns Dennis	315	40		1000	200		5	4		15	8	12		600	125		300	300					
Brown John N	60	35	60	5000	300		4	2	8	33		15		1000	65		1000	50					
Lee J. Saw	130	70	100	8000	350		6	3		1		20		500	80		800	300					
Garner Benj	30			1000			2							150	16		300	300					
Mellon Wade H	40			1500	150		2	2	2	2				300			600						
Smith William F	120	120		12500	350		6	4	4	3	15	30		600			500	300					
Diggs William	92	33		10000	300		2	3		6		12		400	500		600						
Land Crow	260	20		12000	500		17	6		8		27		700	300		2000	1000					
Gaiter Samuel	120	40		8000	350		14	3		20		60		1000	400		1500	250					
Sharp John F	100	80	260	10000	300		9	4	2	4		20		700	350		2000						
Crisman David S	240			10000	500		11	1	11	35		30		1000	800	100	3500	300					
James James P	160	30	50	10000	500		6	5		4		24		600	395		1400	180					
Grant Vincent O	40			1000	300		7	2				8		400			900	200					
Bozarth Joseph	120	90	30	7000	300	150	5	1	1		3	18		400	350		700	300					
Tadfield Joseph	100			6000	300		2					14		270	475		1000	100					
Crawford James	400	16	92	20000	500	480	12	2	1	6	4	10		700	618		900	530					
Adams William H	100	40		4000			8	3	3	2				750	100		600	250					
Norman D	100	26		3500	200		3	1	4			4		225	525		600	300					
Hawkins Josiah	160	40		8000	300		2	2				6		300	500		800	225					
Wain James	100	40	20	5000										200			400	300					
Starnes William	110			1200	200	50	7	3		9		14		400	18		600	57					
Justice David	40			1000	200		3	1		1		14		200	20		700	30					
Smith Robert	60	20		2500	350		2	1				10		300	216		700						
Houston Bayard	140	16	20	6000	325		6	1	4		7	4		530	752		2500						
Levin George W	40	10		1600	150		2	2		2		8		220	300		450						
Levin Thomas	80	20		3000	190		3	1	3	5		14		375	108		750						
Bozarth John	40	10	44	2500	150		4	2		2		49		350	108		275						
Thomson J. J	200	30		1000	300		2	4	7	11		2		1000	120		2500	60					
Griffith Joseph	60	60		4800	200		3	1				2		175	300		350						
Barrett Isaac	40			1200			2							175			300	300					
Smith James	40			1500			7	2		6				600			1500						
Speer William	40			1000			3	1		2				400	28		300						
Boles John A	70	40		4500			3	3		10				400	100		1500	200					
Peck Abram	75	20	50	6000	225		4	1		2		2		225			1000						
Wain William	160			6000			4	3				30		500	400		1000	600					
Barnes James D	25			1200	170		2	1						270			1000	100					
	414	944	1232	206400	8820	1155	191	18	109	18	193	32	477	1630	28	8337	100	42125	1537				

State of Wisconsin, enumerated by me on the 15<sup>th</sup> day of June, 1870.

Samuel Green, Ass't Marshal.

YEAR ENDING JUNE 1, 1870.

Cotton. (Bales 450 lbs.)	Wool. Lbs.	Peas and Beans. Bush.	POTATOES.		Orchard products. Dolls.	Wine. Gallons.	Produce of Market Gardens. Dolls.	DAIRY PRODUCTS.			Hay. Tons.	SEED.		Hops. Lbs.	Hemp. Tons.	Flax. Lbs.	Flaxseed. Bush.	Silk cocoons. Lbs.	SUGAR.			BEES.		Forest products. Dolls.	Value of Home Manufactures. Dolls.	Value of animals slaughtered or sold for slaughter. Dolls.	TOTAL VALUE. Dolls.			
			Irish. Bush.	Sweet. Bush.				Butter. Lbs.	Cheese.* Lbs.	Milk sold. Gallons.		Clover. Bush.	Grass. Bush.						Maple. Lbs.	Cane. Hhds. (1,000 lbs.)	Molasses. Gallons.	Wax. Lbs.	Honey. Lbs.							
25	26	27	28	29	30	31	32	33	34	35	36	37	38	39	40	41	42	43	44	45	46	47	48	49	50	51	52			
											12															25	500	1		
			20								8																	700	2	
	100										10														40	40	800	3		
											7																40	700	4	
		20	20								10																60	600	5	
		100	150								15																45	650	6	
		40	50								5																100	650	7	
		100	150								5																	600	8	
											15																	650	9	
		100	100																								150	760	10	
											20																100	700	11	
		40	50								15																100	1500	12	
		60	60								14																150	1250	13	
		60	60								20																100	1000	14	
		100	100					0		300	35																100	2000	15	
		100	100					100		160	16																75	1000	16	
		30	30					100		100	10																60	800	17	
		40	40					100		100																	65	850	18	
		50	50					120		120	0																40	800	19	
		30	20					100		100	10																400	1000	20	
		50	50					120		120	12																		750	21
		40	40					110		110	10																25	650	22	
		15	15					100		100	10																25	700	23	
		20	20					60		60																			800	24
		40	40					100		100	8																45	600	25	
		15	15					150		150	7																45	650	26	
		20	20					40		40	3																40	600	27	
		20	30					110		110	8																25	1000	28	
								75		75	7																30	500	29	
											5																65	600	30	
		60	60					200		200																	75	500	31	
																											60	1200	32	
																											25	500	33	
																													700	34
																													750	35
																													400	36
		25	25					160		160	8																		800	37
		10	10					110		110	120																	30	600	38
		20	20																									60	800	39
		20	20																										700	40
100			1365					145		145	415															40	2200	31,300		

\* This will include only such cheese as is made upon the farm. Milk sent to cheese factories will be regarded as milk sold off the farm.





State of Wisconsin, enumerated by me on the 17<sup>th</sup> day of June, 1870.  
Samb B. Crew, Ass't Marshal.

YEAR ENDING JUNE 1, 1870.

Cotton.	Wool.	Peas and Beans.	POTATOES.		Orchard products.	Wine.	Produce of Market Gardens.	DAIRY PRODUCTS.			SEED.			Hops.	Hemp.	Flax.	Flax-seed.	Silk cocoons.	SUGAR.		BEES.		Forest products.	Value of Home Manufactures.	Value of animals slaughtered or sold for slaughter.	TOTAL VALUE.			
			Bush.	Sweet.				Butter.	Cheese.*	Milk sold.	Hay.	Clover.	Grass.						Maple.	Cane.	Molasses.	Wax.					Honey.	Dolls.	
Bales (450 lbs.)	Lbs.	Bush.	Bush.	Bush.	Dolls.	Gallons.	Dolls.	Lbs.	Lbs.	Gallons.	Tons.	Bush.	Bush.	Lbs.	Tons.	Lbs.	Bush.	Lbs.	Lbs.	Hhds. (1,000 lbs.)	Gallons.	Lbs.	Lbs.	Dolls.	Dolls.	Dolls.	Dolls.		
25	26	27	28	29	30	31	32	33	34	35	36	37	38	39	40	41	42	43	44	45	46	47	48	49	50	51	52		
			200					150			10															100	1000	1	
			100		100			800			10																200	2000	2
			50					150			8																100	900	3
			50					150			10																100	2800	4
			100					50			6																50	800	5
			30					50			4																40	500	6
			30					200			5																50	800	7
			40								3																50	500	8
			30					100			5																50	650	9
			50					150			4																40	700	10
			40					80			6																50	650	11
			40					300			10																100	900	12
			30					100			6																50	900	13
			30					60			10																40	600	14
			40					120			8																40	550	15
			50					60			8																100	1100	16
			40					100			10																100	7600	17
			40					125			10																60	1300	18
			20					200			6																100	800	19
								60			6																50	850	20
			10					200			10																50	900	21
			20								6																100	400	22
			20								8																	400	23
			25					120			5																120	700	24
			60					400			10																150	800	25
			30					150			10																100	800	26
			40					300			22																150	1250	27
			30					100			15																80	800	28
			20					150			4																100	1000	29
			40					300			10																80	750	30
			40					360			7																100	900	31
			45					110			3																60	500	32
			40					60			6																80	500	33
			10					100			6																60	800	34
								180			2																100	1200	35
			10		100			300			10																200	1200	36
			10					150																			100	900	37
			15					100			5																60	800	38
			10																								60	400	39
			15					40			2																60	500	40
			1500		200			6125			290															3280	36200		

\* This will include only such cheese as is made upon the farm. Milk sent to cheese factories will be regarded as milk sold off the farm.

SCHEDULE 3.—Productions of Agriculture in Grand River Twp, in the County of Henry, in the

Post Office: Clinton



Name of Agent, Owner, or Manager.	ACRES OF LAND.			PRESENT CASH VALUE.		Total amount of wages paid during year, including value of board.	LIVE STOCK, JUNE 1, 1870.								PRODUCE DURING THE YEAR.											
	Improved.	UNIMPROVED.		Of farm.	Of farming implements and machinery.		Dolls.	Dolls.	Horses.	Mules and Asses.	Milk Cows.	Working Oxen.	Other Cattle.	Sheep.	Swine.	Value of all live stock.	WHEAT.		Rye.	Indian Corn.	Oats.	Barley.	Buckwheat.	Rice.	Tobacco.	
		No.	Wood-land.														Other unimproved.	Spring.								Winter.
		No.	No.														No.	Bush.								Bush.
1	2	3	4	5	6	7	8	9	10	11	12	13	14	15	16	17	18	19	20	21	22	23	24			
Harrison Daniel B	40	40	40	2000	200		2	1						200				500	1000							
Arnold Winston	40	12	40	1300	150		3	1		1			7	325		100		400								
White John C	40		40	1000	100		2		3		21			450				500								
Lawson John G	40			600	100		2							200				1000	300							
Sevens John	80			1000	150		2	1	4					325		400	70	1400	600							
Bingo William	60	12		800	100		3		3			20	8	350		240		300	200							
Lewis Oratio H	160	40	160	7000	300		1	4	7		14		40	750				2100								
Davis William	240			4000	200		3	8	4		25	18	12	1000		900		1400	400							
Settles Henry	70	19	170	5000	200		2		4		2		13	350				500	100							
James James H	30	4	16	1000	100		2	1	2					275				300	100							
Collier Moses	40	12	40	1800	150		4		2					350				600	100							
Keyes & Sewell	150	10	50	4000	200		11	4	3		9	7	50	1100				2400	1000							
Reed Samuel	60	20		1000	100		3		4		4		14	400		150		500	200							
Knight William	100	60	140	7500	300		7	2	4		5	30	40	800				2000	200							
Delow James H	35	10	45	1200	200				2	4	2		6	150		20		400								
Cates Joshua	60	10	10	2000	150		2							200				1000	300							
Campbell Andrew	80			1000	100		2							150				800								
Taylor Alfred	80			1000	125		2							150				600	400							
Hudson John H	80			800	75		4		1		11	12		325		100		600								
Hellsford Franklin	65	15		2000	150		2		1		2		7	300		900		100	100							
Galloway Elijah H	40			1000	200		2		1		1		4	275		100		300	150							
Galloway Nelson	40			1800	200		2		2		3		15	300		100		300	150							
Lawrence George W	100	40	60	3000	250		12	2	2				24	600		400		800								
Book John A	40	5		800	150		2		1		1		3	275				50	400							
Burch Lycurgus	80	40	80	3000	300		3		3		4	10	20	400		93		500								
Blenis Stephen	35		5	1200	100		4		3	2	7	48	18	500				400								
Book George H	60	30	140	3000	150		3		5		6		33	400		80		400								
Major Overton S	80	20	80	2500	100		6	7	5		3		15	900				400								
Miller Daniel H	80		80	2000	175		5		8		10	30	15	900		100		1000								
Stewart Corin	80	10		1600	100		2		3		3		6	300		50		300								
Fletcher James	50		30	1100	75		7		1		2		15	500		140		500								
Moore William	40			900	75		1	1	3	2	5		6	300				200								
Hutchison Simon	80	10		1200	100		2		4	4	1		20	300		60		400	20							
Bourman John H	40	40		1000	125		2	3	3	3	6		14	400		240		1400	300							
Archer James	80	10		1500	150		5		2		3		15	400		800		400	100							
Langford William	80	10		1000	100		8		3		4		39	600		150		500	190							
Weismann Eli	80	80	280	8000	300		4	2	3			12	13	500				1000	200							
Price Miles	100			2500	300		3		1					300				1500	500							
Allen Charles	40			900	100		2		1	2				250				1000	300							

2715 559 1500 85200 6200  
 134 36 100 15 145 186 520 76550  
 5123 70 25740 6450

State of Missouri, enumerated by me on the 20<sup>th</sup> day of June, 1870.

Sam B. Cress, Ass't Marshal.

YEAR ENDING JUNE 1, 1870.																									TOTAL VALUE.				
Cotton.	Wool.	Peas and Beans.	POTATOES.		Orchard products.	Wine.	Produce of Market Gardens.	DAIRY PRODUCTS.			SEED.			Hops.	Hemp.	Flax.	Flax-seed.	Silk cocoons.	SUGAR.		BEES.		Forest products.	Value of Home Manufactures.	Value of animals slaughtered or sold for slaughter.	Estimated value of all farm production, including but-ter, and add-ition to stock.			
			Irish.	Sweet.				Butter.	Cheese.*	Milk sold.	Hay.	Clover.	Grass.						Maple.	Cane.	Molasses.	Wax.					Honey.	Dolls.	Dolls.
Bales (450 lbs.)	Lbs.	Bush.	Bush.	Bush.	Dolls.	Gallons.	Dolls.	Lbs.	Lbs.	Gallons.	Tons.	Bush.	Bush.	Lbs.	Tons.	Lbs.	Bush.	Lbs.	Hhds. (1,000 lbs.)	Gallons.	Lbs.	Lbs.	Dolls.	Dolls.	Dolls.	Dolls.			
25	26	27	28	29	30	31	32	33	34	35	36	37	38	39	40	41	42	43	44	45	46	47	48	49	50	51	52		
			10					60			3															500	1		
			25					60			6										20					60	500	2	
			10					200			5															100	400	3	
			10					60			8															40	700	4	
			10																							50	1200	5	
			20					200			7															100	700	6	
			40					400																		100	1200	7	
			25					500			30										40					400	1400	8	
			10					280			5															100	600	9	
			15					110																		50	500	10	
			15					110			5															50	500	11	
			40					200			20															100	1800	12	
			20					300																		50	1200	13	
			100					300			30															100	1200	14	
								100																		40	700	15	
			20								5															50	700	16	
																											500	17	
																											650	18	
			20					75			5															50	650	19	
			100					80			5										90 90				100	1000	20		
			10					45			5										10 10				40	500	21		
			10					110			5										10 10				40	700	22		
								80			7														60	700	23		
											3															10	400	24	
			10					200			2										70 70				100	500	25		
			20					200			3										20 20				200	400	26		
								250			4														100	450	27		
								320																	100	400	28		
																									150	500	29		
																									50	500	30		
			75																						50	400	31		
			35																						35	400	32		
			100					250			10														40	1000	33		
			100					200			8														45	1000	34		
								250			6														50	750	35		
			20					200			5														100	700	36		
			100					200			15														40	1000	37		
			20					45			10														40	400	38		
																											700	39	
																												40	40

990 5185 2170 260 2190 25650

\* This will include only such cheese as is made upon the farm. Milk sent to cheese factories will be regarded as milk sold off the farm.

SCHEDULE 3.—Productions of Agriculture in Grand River Twp, in the County of Henry, in the

Post Office: Chilton



Name of Agent, Owner, or Manager.	ACRES OF LAND.			PRESENT CASH VALUE.		Total amount of wages paid and the value of board, including value of board.	LIVE STOCK, JUNE 1, 1870.								PRODUCE DURING THE YEAR.									
	UNIMPROVED.			Of farm.	Of farming implements and machinery.		Horses.	Mules and Asses.	Milch Cows.	Working Oxen.	Other Cattle.	Sheep.	Swine.	Value of All live stock.	WHEAT.		Rye.	Indian Corn.	Oats.	Barley.	Buckwheat.	Rice.	Tobacco.	
	Improved.	Woodland.	Other unimproved.												Spring.	Winter.								Bush.
1	2	3	4	5	6	7	8	9	10	11	12	13	14	15	16	17	18	19	20	21	22	23	24	
1 Keef Constatp	120	30		4500			8	7		16		25	650		802		1200	700						
2 McVeigh James	280	140	120	2000	600		14	6	4		25	44	82	1500		2273		1400	1200					
3 Britts George H	155	70	50	7500	400		7	2	7		8	29	43	800		400		1200	100					
4 May Silvanus	40			1200	100		2		1		2		14	150		400		250						
5 Spencer Francis W	80	25		4000			2							160		130		900	100					
6 Walker's Henderson W	65	4	50	6000	275	100	3		2		6		20	275		220		600	250					
7 Hancock George W	125	15	900	8000	210	200	3		3		4		30	400		520		1200	350					
8 Hancock John B	260	60	80	5000	200	400	5		3	2				400		800		3200	250					
9 Alliman Adam W	60	10	18	5000		220	7	2				2	14	600		450		200						
10 Eli John	40			2000	175	70	7		2		2		36	450				1500	400					
11 Kaddel James P	220	80	80	16000	500	600	7	4	12		20	17	35	1200		800		2200	300					
12 Byers Robert	20			1000	120	40	2						5	100				600						
13 Crisman Richard	160	20		8000		600	5		2		2		4	400		1600		2500	300					
14 Angle John	160	36		8000	350	320	6	2	2		2		5	530		530		800	200					
15 Hughes George	80	15		4500	275	100	3	3	2		2		4	530		300		900						
16 Curtis Nancy	80	20		4000	225	100	3		1		2		6	220		800		500	100					
17 McDaniel Middleton	60	40	60	6000	240	120	6		2		1		3	425				700	250					
18 Russell Richard	60	20	40	5000	100	100	5		2	4	8		10	450		114		300	100					
19 Taylor John	80	18		5000	300	100	1	4	5	4	8		12	650		300		300	100					
20 Stotting William	100	60	60	8000	300	300	3		1				15	250		400		1600	500					
21 Odle John	80	40	40	5000	300	100	10		1		6	17	17	750		100		600	100					
22 Steeps William	100	60	100	8000	250		3		1				12	300		1600		800	200					
23 Westfall Saml A	40			5000	300	100	3		1				1	175				700	250					
24 Williams Squire	100	20		2500	200		2	1	4		5	19	14	400		200		800	100					
25 Kistler John C	80	80	180	4500	350		2		1		1		1	175				900	120					
26 Vail William	110	40		6000	250	250	2		1		4		20	250		1100		300						
27 Wrightman John	150	100	100	15000	500		3		2				16	425				2000	600					
28 Macmillan Edward	62	38		4000	200		2		1					200		300		500	200					
29 Mahat Antoin	20			1000	100				3				4	200		82		250						
30 Swigg Ezra H	40			1000	150		2		1		2		1	250				900						
31 Sand Philip	200	10		14000	500	150	6	8	5	2	10	16	40	900		600		1500	800					
32 Gould James	80	80		6000	300	40	2		2		1		10	350		200		700	200					
33 Middleuff John W	320	50		14000	500	75	9	7	7	2	12		30	1000		600		1000	300					
34 Keatley Samuel	100	5		1000	200		1		3	2	2		3	300				1000						
35 Day Thomas	40	10		2500	200	75	3		2		2	2	10	450		110		600	150					
36 Johnson Thoms	55	10	25	3000	200		2		3	2	4		8	325		100		600	100					
37 Davis Nichols	40	10		1750	250		2		1		1		2	300		75		300	100					
38 Royston John C	40			1000	150		1		2	2	2			200		100		400	100					
39 Goff Oberman	40			1500	100		3	1	1				7	175		100		400	100					
40 Powell Gibson	100	120	100	8000	200		7		4	2	10	15	9	700		511		1200	200					

4042  
1336  
2063  
224550  
9420  
4225  
164  
37  
105  
22  
170  
161  
568  
18110  
18115  
15,616  
45,900  
19,520

State of Missouri, enumerated by me on the 22<sup>d</sup> day of June, 1870.  
Sam'l B. Green, Ass't Marshal.

YEAR ENDING JUNE 1, 1870.																									TOTAL VALUE.				
Cotton. Bales (450 lbs.)	Wool. Lbs.	Pens and Beans. Bush.	POTATOES.		Orchard products. Dolls.	Wine. Gallons.	Produce of Market Gardens. Dolls.	DAIRY PRODUCTS.			Hay. Tons.	SEED.			SUGAR.			BEES.		Forest products. Dolls.	Value of Home Manufactures. Dolls.	Value of animals slaughtered or sold for slaughter. Dolls.	Estimated value of stock, including bet- terments and addi- tions to stock. Dolls.						
			Irish. Bush.	Sweet. Bush.				Butter. Lbs.	Cheese.* Lbs.	Milk sold. Gallons.		Clover. Bush.	Grass. Dush.	Hops. Lbs.	Hemp. Tons.	Flax. Lbs.	Flax-seed. Bush.	Silk cocoons. Lbs.	Maple. Lbs.					Cane. Hhds. (1,000 lbs.)	Molasses. Gallons.	Wax. Lbs.	Honey. Lbs.		
25	26	27	28	29	30	31	32	33	34	35	36	37	38	39	40	41	42	43	44	45	46	47	48	49	50	51	52		
								200			1															100	1400	1	
	100		40					275			30															300	2500	2	
	95		40					250			10											14	500			600	1200	3	
											6															50	650	4	
																												550	5
	25		30					150			15															125	775	6	
			40					300			10															75	1300	7	
			30		700			110			10																	2200	8
			40					125			5															100	800	9	
			50					350			25															500	2200	10	
			30																							400	1500	11	
			40					150			10															50	2500	12	
			40					110			10															40	1250	13	
			30					110			10															35	750	14	
			40					70			5															25	800	15	
			30					65			6															35	500	16	
			30					65			7															20	400	17	
			40					220			6															50	500	18	
			30					75			10															100	500	19	
																										75	1000	20	
			25					150			8															100	650	21	
																										60	1250	22	
																										20	500	23	
			25					100			8															50	650	24	
			20					75			10															1000	2100	25	
																										100	700	26	
			25					300			20																1000	1000	27
																												650	28
																												500	29
																												500	30
			40					300			20															1500	3000	31	
								200			20															330	700	32	
																										100	800	33	
																												700	34
			25					120			10															100	650	35	
			20																							150	750	36	
																												500	37
																												450	38
																												500	39
			20		150			100																		100	600	40	
220			470		850			4000			212															14500	14500		

\* This will include only such cheese as is made upon the farm. Milk sent to cheese factories will be regarded as milk sold off the farm.



SCHEDULE 3.—Productions of Agriculture in Grand River Twp, in the County of Genesee, in the

Post Office: Clinton

Name of Agent, Owner, or Manager.	ACRES OF LAND.			PRESENT CASH VALUE.		Total amount of crops and products raised during the year, including value of board.	LIVE STOCK, JUNE 1, 1870.									PRODUCE DURING THE YEAR.										
	Improved.	UNIMPROVED.		Of farm.	Of farming implements and machinery.		Horses.	Males and Asses.	Milk Cows.	Working Oxen.	Other Cattle.	Sheep.	Swine.	Value of ALL live stock.	WHEAT.			Oats.	Barley.	Buckwheat.	Rice.	Tobacco.				
		Woodland.	Other unimproved.												Spring.	Winter.	Eye.									
		No.	No.												Bush.	Bush.	Bush.						Bush.	Bush.	Bush.	Lbs.
1	2	3	4	5	6	7	8	9	10	11	12	13	14	15	16	17	18	19	20	21	22	23	24			
1. Tyson Joseph	35				1400	400		2			2	11	8	340	75			1400								
2. Tye James T	35				1400	400		2						200				500	100							
3. Morgan Edward	146	26	140		1200	500	70	2	3	2	5			300	140			500	600							
4. Kimes William	50				1800	200		3	1	2			2	270	60			1700	300							
5. Herford Mills Co	60	11	24		4500	150		3	4		13		12	357				400	300							
6. Beals Harlan	136	10	30		6000	300	40	4	4		25		11	400	200			1100	500							
7. Whitcomb Jas W	55	15	5		3000	300		4	1		2		9	357	127			200	50							
8. Sheek Am S	40				1200	120	60	2						200	250			500	200							
9. Whitcomb Joseph	14				500	125		2						175				420								
10. Cook Bennett	60	10			1200	150		2	2		4		6	335	70			550	200							
11. Willy Abram	60	30			4500	250		2	3			7	1	350	18			900	150							
12. Hayden Reuben	40				1200	150		4	1		1			320	80			1000	200							
13. Helwig Charles	80				2100	200		11	1		2			750	400			1000	300							
14. Medous B W	40	27	30		2500	180		4	4				25	425	28			500	100							
15. Stickney Francis	10				500	120		2						100					250							
16. Hayes Harry	50				2500	110		6	1	3		2		63	370	119		500	200							
17. Bush David S	60	20	100		8000	500		7	3	2		9	7	850	180			360	100							
18. Bridges Edmund	40				1200	100		2	1				2	250	140			600	200							
19. Parish Ellen	40	60	100		9000	200		5	2		2		3	400				1000								
20. Hay Isaac	50	20	30		3500	250		2	3		4			275	300			500								
21. Irwin Joseph	60				1800	50		9		2				12	600			1200	200							
22. Lewis Horrell	100	200	65		10000	200		7	7	4		11	65	46	1000	219		800	480							
23. Damm Augustus	120	40			6000	300		4	4		8		11	400	320			2400	300							
24. Griffiths Alex B	150	10			4000	250		3	1	1		4		15	500	100		1200	1200							
25. Medo's Thomas	40				1200	100		2	1	2			4	300				1200	200							
26. Padfield James H	75	35			3500	200		7	6		3	30	25	500	250			600	200							
27. Thomas Cornelius	75	109			3500	200		1	2		6	64	25	500	472			750								
28. Good John A	100	28			6000	150		5	1		11		30	500	250			500	500							
29. Judge Lackey	40	20	60		4000	200		8	2		1		34	550				650	300							
30. Miller Alex	173	8			6500	250		2	1		3		14	300	1200			800	400							
31. Curtis Sam T	80				2000	200		2	2					170	200			300	100							
32. Birnin Elisha	40				1000	110		2	1		1			18	220	225		500								
33. Curtis Thomas C	140	20			4000	200		8	1		1			400				2500								
34. Adams John T	200	140	60		8000	300		2	4	1	4			50	450	200		1200	700							
35. McCarty G C	160	80			4800	300		4	5		5			50	450			1500	700							
36. Richter Richard	60	20			1800	100		2	1		1	80	50	400	100			500								
37. Lindsey Dick	40				800	100		2	1	2	1			19	300			100								
38. Moore John B	360	130	130		14000	500		7	1		2			19	800	400		1500	400							
39. Mitchell George	100	20	20		5000	300		3	5	2	4			20	375			1600	400							
40. Hopson John	250	100	190		20000	600	400	16	3	12	18	30	50	1200	416			3500	500							
		3352	1189	1984	164900	8255	570	165	26	90	12	151	298	626	16545	6039		37080	10130							

State of Wisconsin, enumerated by me on the 24<sup>th</sup> day of June, 1870.  
*Samuel Brown*, Ass't Marshal.

YEAR ENDING JUNE 1, 1870.

YEAR ENDING JUNE 1, 1870.																								TOTAL VALUE.				
Cotton.	Wool.	Peanut Beans.	POTATOES.		Orchard products.	Wine.	Produce of Market Gardens.	DAIRY PRODUCTS.			SEED.			SUGAR.			BEES.		Forest products.	Value of Home Manufactures.	Value of animals slaughtered or sold for slaughter.	Estimated value of farm, including improvements and additions to stock.						
			Lbs.	Bush.				Lbs.	Lbs.	Gallons.	Tons.	Bush.	Bush.	Lbs.	Tons.	Lbs.	Hhds. (1,600 lbs.)	Gallons.					Lbs.	Lbs.				
25	26	27	28	29	30	31	32	33	34	35	36	37	38	39	40	41	42	43	44	45	46	47	48	49	50	51	52	
			40					110			6															100	800	
																											500	
			20					90			3																900	
								120			5															20	900	
			30					150			30															40	500	
			10					90			4															25	900	
			30								5																30	600
			20					12			4																25	750
			12					120			4																	450
			12					45			5																30	600
			15					45			20																35	750
																												650
																												750
																										50	650	
																												400
			30					120			10																100	600
			20		20			140			10																60	500
			20					60			5																25	600
								110			10																20	500
								120			10																	500
			20					160			10																35	700
	200		10		150			100			5											15				250	950	
			20		150			150			10																50	1300
			30		150			175			10																100	1250
	20		20					60			3																	750
			25					120			10																100	700
	75		100		50			150			10																150	750
			50					200			20																	750
			100					110			5																	600
			40					150			3																60	1800
			30		80			120			40																	750
	400				80			50			20																400	800
			20																									1200
			30					175																			100	950
																											100	950
																											150	650
																												450
																											100	1000
			30					175			10																100	1000
	40		5					200			14																200	1800
	735		802		680			3425			311															2555	31900	

\* This will include only such cheese as is made upon the farm. Milk sent to cheese factories will be regarded as milk sold off the farm.



SCHEDULE 3.—Productions of Agriculture in Grand River Twp., in the County of Henry, in the Post Office: Clenden



1	ACRES OF LAND.			PRESENT CASH VALUE.		7	LIVE STOCK, JUNE 1, 1870.									PRODUCE DURING THE YEAR.						24				
	Name of Agent, Owner, or Manager.	UNIMPROVED.			Of farm.		Of farming implements and machinery.	Total amount of wages paid during the year, including value of board.	Horses.	Mules and Asses.	Milch Cows.	Working Oxen.	Other Cattle.	Sheep.	Swine.	Value of all live stock.	WHEAT.		Rye.	Indian Corn.	Oats.		Barley.	Buckwheat.	Rice.	Tobacco.
		Improved.	Wood-land.	Other unimproved.													Dolls.	Dolls.								
	2	3	4	5	6		8	9	10	11	12	13	14	15	16	17	18	19	20	21	22		23	24		
1	Combs George W	380	110		15000	600	250	3	2	7	4	33	30	65	700		811	<del>811</del>	3000	800						
2	Combs John W	250	70	120	15000	600	250	8	2	6		30	40	15	1000		600		2000	600						
3	Roberts William	80	20		3000	220	175	5		4		8	50	18	500		300		1200	80						
4	Danvers M W	30			1000	200	75	5		2		2		9	350		150		600							
5	Rupelt Joseph P	80	80	80	1000	450		6		6		2		20	500		300		500							
6	Rupelt B B	60	20	20	3000	100		2							200				1000							
7	Rupelt W M	40	60	20	3000	100		1							150		100		450							
8	Palmer W P	20	50		2500			2							200		300		450							
9	Cheatham Harrison	200			7000	250		2	3	1		2		20	600		300		1800	300						
10	Shankland M L	80	20		2500	200		5	1	4		4	6		400		200		600	300						
11	Keelchryp Aub G	80	20		2500	150		4		3		7	1	7	500		200		400	150						
12	Peter John	6			2000			1	1	1		1		1	250				200							
13	Barnhart John	30			3500	100		2		1		3		6	300		75		200							
14	Owen Benj L	200	300	160	15000	300		6	3	4	4	15	30	36	800		700		1500	250						
15	Rowell Lem W	100	30	20	3500	200		7		2		2		14	475		85		1500							
16	Ruffin Geo H B	40			1000	50	60	8	2	3		6	6	11	600		80		900	200						
17	Robert Campbell	120	120	160	10000	200		11		7		12	18	12	900		200		900	60						
18	Reust John J	40	15	25	1600	100		6	1	5		5	3	7	700				700	100						
19	Cheatham Claud	40			1200	100		2		2		2	2	6	450				750	70						
20	Reust Jas S	40			1000	150		2		1		1			250		150		400							
21	Martin Jas S	40			1200	150		5	1	3		2		17	425		300		900	200						
22	Hooks John L	110	30	50	3500	300	100	5		3		9		7	425		300		800							
23	Levi Robt O	65	5	15	2000	250	95	3		2		5		11	400		120		900							
24	James Francis	50	20	30	2500	200		7		2		2	19	12	500		150		700	500						
25	Baker John A	50	5	30	2500	200		2		4		8		8	400		60		700							
26	Caldwell J B	60	16	150	3000	150		7		15	2	14		7	1000		300		400	200						
27	Swiper J L	80			2000			2		1		#		11	3000		50		400							
28	Jerry Cole	70	40	44	4000	400	200	2		8		16	42	6	475				400	500						
29	Reust Taylor	40			1200		20	2							200		30		300							
30	M'Ginnis Thos	40	20	40	2000	250	40	2		3		1		16	300		120		400	100						
31	Reust Daniel	60	20	20	2000	250	30		2	3		12		10	350		100		1200	200						
32	Robison M L	45			2000	250	30	2		1		1		6	250		250		800	300						
33	Darrough Gran	100		180	7000	400	100	3		3		7		19	500		300		1400	160						
34	Hammes Jackson	25	40	160	4500	400		5		2	4	10	2	5	500		500		400							
35	Rivers James	60	15	#	1500	200	40	2		1		1		10	225		100		500							
36	Shavers Reuben	200	80		10000	600		11		6	2	20		8	750		600		1500	400						
37	Towers Martin	35	20	55	2500	400		5		3				25	350		130		540	300						
38	Rivers Alm	100			2500			5		3		2		10	350		100		800							
39	Davis Cyrus	200			500	200		9		6		2	20	10	800		180		1200	200						
40	Shaw Samuel	40	30		1000	300		2		1		2		1	175		120		800							
		3308	1258	1409	155100	8970	1445	169	18	129	16	249	269	446	21200		8561		34090	5970						

State of Wisconsin, enumerated by me on the 27<sup>th</sup> day of June, 1870.  
Saunderlin, Ass't Marshal.


YEAR ENDING JUNE 1, 1870.

Cotton.	Wool.	Pens and Beans.	POTATOES.		Orchard products.	Wine.	Produce of Market Gardens.	DAIRY PRODUCTS.			SEED.				SUGAR.				BEES.		Forest products.	Value of Home Manufactures.	Value of animals slaughtered or sold for slaughter.	TOTAL VALUE.						
			Lbs.	Bush.				Butter.	Cheese.*	Milk sold.	Hay.	Clover.	Grass.	Hops.	Heap.	Flax.	Flax seed.	Silk cocoons.	Maple.	Cane.					Molasses.	Wax.	Honey.	Dolls.		
25	26	27	28	29	30	31	32	33	34	35	36	37	38	39	40	41	42	43	44	45	46	47	48	49	50	51	52			
	50		35		750			500			30															570	2000	1		
			30																								570	1500	2	
	90		40					250																			100	1000	3	
																											150	750	4	
			10																								8	700	5	
			25																								200	650	6	
			25																										600	7
			10																										600	8
			5																								50	1200	9	
			15																								50	650	10	
																											60	650	11	
			50				625	65																					800	12
			50																										400	13
					250			200																			300	1000	14	
																											100	900	15	
			20					120																			100	750	16	
																											100	600	17	
																											60	600	18	
																											50	550	19	
																													500	20
																											100	600	21	
																											50	500	22	
																											65	450	23	
																											100	500	24	
																											50	500	25	
																											50	500	26	
																											40	500	27	
							250																				150	550	28	
																											200	450	29	
																											60	500	30	
																											80	700	31	
			30																								40	700	32	
																											100	950	33	
																											100	500	34	
																											75	450	35	
			40		50			300																			300	950	36	
																											300	700	37	
																											100	450	38	
																											150	750	39	
																											50	500	40	
	170		375		1300		625	1535			30															4730	28100			

\* This will include only such cheese as is made upon the farm. Milk sent to cheese factories will be regarded as milk sold off the farm.

SCHEDULE 3.—Productions of Agriculture in Franklin Twp, in the County of Henry, in the

Post Office: Clinton



1	ACRES OF LAND.			PRESENT CASH VALUE.		7	LIVE STOCK, JUNE 1, 1870.								PRODUCE DURING THE YEAR.										
	Improved.	UNIMPROVED.		Of farm.	Of farming implements and machinery.		Horses.	Males and Asses.	Milk Cows.	Working Oxen.	Other Cattle.	Sheep.	Swine.	Value of ALL live stock.	WHEAT.		Rye.	Indian Corn.	Oats.	Barley.	Buckwheat.	Rice.	Tobacco.		
		No.	Woodland.												Other unimproved.	Dolls.								Dolls.	Bush.
1	Vickers Absolom	200	80	120	8000	500	50	9	3	8	5	25	600	120		1000	400								
2	Honey James	80	40		2500	200	50	4		4	9	25	500	200		800	200								
3	Riders John L	240	80	80	8000	300	100	10	8	6		14	800	300		2000	400								
4	Davis Solomon	65	145	135	6000	400	120	6	8	6	2	12	18	80	800	175		500	250						
5	Honey Albert B	12	15	48	1200	250	50	2		1		2		250			400								
6	Heston William	12	20	8	800	40	20	8					4	300	20		300								
7	French George	100	60	20	3500	200	100	3		2		9		200	200		1000	200							
8	James Estlin	150	40	50	4500		140	3	1	4		5	8	8	300	100		1500	200						
9	Strickland Allen	40	5	40	1500	200	70	4		8		1		20	350	100		300	150						
10	Williams Cornelius	60	20	20	2000	275	70	4		2		6	4	10	300	150		400	100						
11	Slavens George	100	57	40	5000	300	200	10		9		30	25	20	900	350		1200	400						
12	Tersell Wm	40	5		700	200	30	2		3		5	4	4	300	100		500	200						
13	Burnside Will H	50			1000	200	400		1	1		1	14	10	530	100		300	400						
14	Reed William H	40	41	40	2000			4		3			12	15	500			400	300						
15	Ballard James	40	15		1000			2		5		14		6	300	20		400	200						
16	Burnside James	40	115		3000	350		5	8	3		37		10	500	100		800	150						
17	Dumphy George	40			1000	250		4							200			600							
18	Miller James W	155	120	5	7000	600	200	13	1	10		24		19	1000	160		2700	500						
19	Starker David	20	27	60	2000			7		3		2		11	500	300		600	150						
20	Peeler John H	50	20		1200			3	2	3		6		23	500			600	200						
21	Marston Winston	40	20	60	1200			1	2	2	2				300			300							
22	Ferguson John B	100			1500			4		3				8	275	150		900	400						
23	Arnold Edward	60	20	20	2000	550	100	5		1		3		13	400			400	600						
24	Duckworth Saml	60	20	20	1000	175		3	2	2		2	14	3	450	100		300	100						
25	Barnesman Jt	60		20	2000			3		4		6		6	400			1000	100						
26	Stevenson George	160	40		2000			3		1		1		12	300	250		400	100						
27	Burnside Wm H	40			1000			2				2			200	100		200	100						
28	Barnett James	18	60	62	1200			2						4	200			500	120						
29	Griff F W	80	40	60	4000	480	200	4		10		20		15	800	200		2000	500						
30	Haul James	50	34	20	2000			4		4		4		10	600	120		800	100						
31	Rogers Catharine	80		20	3000			2		6		6		20	350			900							
32	Smith Rob E	160	82		7000			2		1		1		25	350	500		1200	400						
33	Bonham M L	10			1200			2							200				30						
34	Bryant Charles	400			9000			2		6	2	10	40	22	400	400		100							
35	McKinney Wm	68	115	180	900			3		2				7	300	300		800							
36	Brewster Jot	70	70		2000			2		4		3	11	11	450	500		300	200						
37	Crane Ezekiel	50	40	40	4500			2		1		4		10	300	450		200							
38	Fletcher Henry	20			1000			2		1				10	300			600							
39																									
40																									

3060 1446 1168 102650 5340 1900 146 119 6 253 180 403 16305 5659 21350 1350

State of Wisconsin, enumerated by me on the 29<sup>th</sup> day of June, 1870.

Samuel D. ..., Ass't Marshal.

YEAR ENDING JUNE 1, 1870.

Cotton.	Wool.	Peas and Beans.	POTATOES.		Orchard products.	Wine.	Produce of Market Gardens.	DAIRY PRODUCTS.			SEED.			Hops.	Hemp.	Flax.	Flax seed.	Silk cocoons.	SUGAR.		Molasses.	BEES.		Forest products.	Value of Home Manufactures.	Value of animals slaughtered or sold for slaughter.	Estimated value of all farm produce on hand at close of year and additions to stock.			
			Irish.	Sweet.				Butter.	Cheese.*	Milk sold.	Tons.	Clover.	Grass.						Lbs.	Tons.		Lbs.	Bush.					Lbs.	Hhds. (1,000 lbs.)	Gallons.
25	26	27	28	29	30	31	32	33	34	35	36	37	38	39	40	41	42	43	44	45	46	47	48	49	50	51	52			
			50		25			100			100															100	800	1		
																											50	700	2	
																											100	1500	3	
																											150	750	4	
																												400	5	
			50		50																						50	400	6	
			40					200																			100	900	7	
					150																						100	950	8	
																											100	600	9	
																											100	600	10	
																											95	780	11	
			50					300			25																50	650	12	
								100			10																50	600	13	
																											95	600	14	
																											100	600	15	
																											150	600	16	
																												400	17	
			40		40			400			35																300	2000	18	
																											100	700	19	
																											100	650	20	
																												300	21	
																												600	22	
																											95	500	23	
																											50	500	24	
																												500	25	
																											50	600	26	
																												400	27	
																											50	400	28	
																											100	1250	29	
																											75	600	30	
						150		500																			75	900	31	
																											60	900	32	
								500		200																		600	33	
																											100	500	34	
																												60	600	35
																											100	750	36	
																												60	600	37
																												60	500	38
																														39
																														40
			230	715		700		1100			170																	2765	26,150	

\* This will include only such cheese as is made upon the farm. Milk sent to cheese factories will be regarded as milk sold off the farm.

SCHEDULE 3.—Productions of Agriculture in Grand River Twp, in the County of Henry, in the

Post Office: Clinton



Name of Agent, Owner, or Manager.	ACRES OF LAND.			PRESENT CASH VALUE.		Total amount of wages paid during the year, including value of board.	LIVE STOCK, JUNE 1, 1870.								PRODUCE DURING THE YEAR.								
	Improved.	UNIMPROVED.		Of farm.	Of farming implements and machinery.		Horses.	Mules and Asses.	Milch Cows.	Working Oxen.	Other Cattle.	Sheep.	Swine.	Value of ALL live stock.	WHEAT.		Rye.	Indian Corn.	Oats.	Barley.	Buckwheat.	Rice.	Tobacco.
		No.	Wood-land.												Other unimproved.	Dolls.							
1	2	3	4	5	6	7	8	9	10	11	12	13	14	15	16	17	18	19	20	21	22	23	24
Rhoads Henry W	200	60	120	8000	500		5	2	3			12	12	600				400	800				
Fickstein Charles	30	4	10	1000	250	50	2		1					4	250	100		400	100				
Ricketts William	40	5	40	2000			3		3			3		325	100		500	200					
Dunning John	40			1000			2		4			2		325			300	200					
Levi George	80	80	80	4000	300	75	2		1	4		3		225	100		500	200					
Levi Parker	80	30	20	2500	300	100	6	2	5			10	10	18	700	100		1000	500				
Duden Dan S	100	50	50	4000		100	2	2	4					300	200		1000	500					
White John W	60	10	100	3000	300	60	2		1					250			500	300					
Dattin John	40	6		1000			2		6				4	400	20		500						
Lahar Marshall	75	20	13	3000			4		2				4	350	275		300	300					
Bridges James	150	20	10	4000			15	2	5			80	10	12	1000	300		2000	500				
Jordan Clau M	120	40	120	6000			6		3					500	600		2000	300					
Rechtis Jacob	80			2000			2		2				60	3	300			600	200				
Althamer John	40	20		1500	250		2		1					225	100		400	200					
Hardin A	35	10	85	2500			3		2					220			300	300					
Keefe August	83	20		2500			3		2					200	15		400	200					
Boyle Soliver	83	20		2000			2		4				31	350	320		500	200					
Cosling Nath	90	55	60	4000		20	4		2			4	30	30	450	174		500	200				
Cash James	40	10	40	2000			6	1	5					450			500	200					
Smith Royal J	40	7	40	2000					2	2				10	225	100		400	200				
Blakney James	50	10		2000			3		1					4	300			600	100				
Shewart Warren S	60	20	100	5000			7	1	2				3	20	550	New Farm							
Seitz Joseph	100	40	200	7000			4			2				300	1200		100						
Knold James	35	8	45	2500			3		2					13	300			100	200				
Gaup Adam	100	25	60	8000	450		4		5			8	53	50	600	300		800	200				
Gaup Jacob	80	20		2500	300		4		2			2	20	25	400	500		500	200				
Bushman Aug.	60	10		1500	300		2		1					5	220	200		300	100				
Elledge Wm	30	10	30	1400			4		2					300	100		200	200					
Seaman John W	80	10		2400					2					150	80		200	300					
Shy Carb	120	40		4000			4		7			20	8	20	600	127		900	300				
Seltles John W	80			2000			5		5			13		9	700	136		1500	200				
Adkins John D	40			1500			1	1	1					1	250			600	200				
Adkins Mary	60	11	20	2400			5		3			4	10	8	350	200		1200	200				
Boyd Joseph J	60	40	60	3000	500	100	5	3	3				12	30	650	100		1000	300				
Adkins John W	200	60	330	12000			9	6	4			16	20	30	1000	400		1500	500				
Cliffin James	40			1600			11	1	3			10	9	6	1000	400		1500	500				
Adkins Henry	240			7000			20	4	4	2		20	15	30	1500	400		1500	600				
Nesbit Sam B	40			1200			2		1					7	300			200	30				

3401 577 1653 130400 7450 505 166 27 108 10 243 275 406 1415 6557 26000 9130

State of Wisconsin, enumerated by me on the 1<sup>st</sup> day of July, 1870.  
Saml Brown, Ass't Marshal.

YEAR ENDING JUNE 1, 1870.

TOTAL VALUE.

Cotton. Bales (450 lbs.)	Wool. Lbs.	Peas and Beans. Bush.	POTATOES.		Orchard Products. Dolls.	Wine. Gallons.	Produce of Market Gardens. Dolls.	DAIRY PRODUCTS.				SEED.				SUGAR.				BEES.		Forest products. Dolls.	Value of Home Manufactures. Dolls.	Value of animals slaughtered or sold for slaughter. Dolls.	Estimated value of all farm produc- tion, including bet- ween and addi- tion to stock. Dolls.					
			Irish. Bush.	Sweet. Bush.				Butter. Lbs.	Cheese.* Lbs.	Milk sold. Gallons.	Hay. Tons.	Clover. Bush.	Grass. Bush.	Hops. Lbs.	Hemp. Tons.	Flax. Lbs.	Flax-seed. Bush.	Silk cocoons. Lbs.	Maple. Lbs.	Cane. Hds. (1,000 lbs.)	Molasses. Gallons.					Wax. Lbs.	Honey. Lbs.			
25	26	27	28	29	30	31	32	33	34	35	36	37	38	39	40	41	42	43	44	45	46	47	48	49	50	51	52			
			20					120																	20	100	900	1		
			20					80			5																50	500	2	
																													600	3
																											60	500	4	
																													600	5
			30					180			3															10	900	1500	6	
																													1000	7
			16					190																			100	600	8	
																													400	9
																												50	650	10
																												100	1250	11
																												100	1500	12
																												50	600	13
																													600	14
																													500	15
																													500	16
																											100	750	17	
																											150	600	18	
																													500	19
																											50	500	20	
																											50	500	21	
																										100	100	650	22	
																													1200	23
																										50	100	500	24	
																											200	1000	25	
			20					275			10																200	1000	26	
			25					120			5																100	500	27	
			25					60			5																100	500	28	
			10					110			5																200	550	29	
			10					300			10																100	900	30	
			30					275			5																200	1000	31	
			50					275			4																200	900	32	
			25								4																200	900	33	
			30					180			10																200	900	34	
			25					200			10																100	1000	35	
			10					160																			50	1000	36	
			10								5																100	1200	37	
			15					50																			40	300	38	
			40					100																						39
																														40
			41					45					52					250			4050			28,650						

\* This will include only such cheese as is made upon the farm. Milk sent to cheese factories will be regarded as milk sold off the farm.

SCHEDULE 3.—Productions of Agriculture in Orange Gap, in the County of Henny, in the

Post Office: Clinton

Name of Agent, Owner, or Manager.	ACRES OF LAND.			PRESENT CASH VALUE.		Total amount of wages paid during the year, including value of board.	LIVE STOCK, JUNE 1, 1870.								Value of all live stock.	PRODUCE DURING THE YEAR.							
	Improved.	UNIMPROVED.		Of farm.	Of farming implements and machinery.		Horses.	Mules and Asses.	Milch Cows.	Working Oxen.	Other Cattle.	Sheep.	Swine.	WHEAT.			Indian Corn.	Oats.	Barley.	Buckwheat.	Rice.	Tobacco.	
		Wood-land.	Other unimproved.											Dolls.		Dolls.							Spring.
	No.	No.	No.	Dolls.	Dolls.		No.	No.	No.	No.	No.	No.	No.	Dolls.		Bush.	Bush.	Bush.	Bush.	Bush.	Bush.	Lbs.	Lbs.
1 M'Gu Bryan	7	40	33	570	450		3	2	3	3		8	500			800	150						
2 Stevens Isaac	200	65	115	4700	100	100	4		3	2	20	70	13000		110	1000	500						
3 Munson Clarissa	120	46	100	2460	160	100	5		7		20	16	900	200		500	1200						
4 Cook James S	46		184	1600	100		4	1	4	4	20		9	900		1000							
5 Dumm Hames	23	10	57	900	150	25							6	30			100	100					
6 Patterson Henry	40			450	175		2						2			400							
7 Miller John	80	40	80	2000	100		3		3		5	7	13	500		1000	200						
8 Lohm Emery	20	7	44	640	100	15	2	2	3		3		13	500	110		260						
9 Leary Thomas J	20	10	140	1700	1000	40			3	2	2		20	260			300	100					
10 Dunning Henry	150	120	230	4000	225	60	6	1	7	2	13	11	12	900			1500	500					
11 M'Kee William	160	80	120	7300	200	200	7	2	19		75	150	31	2800			1000	150					
12 Shupe John	120	66	120	3000	150		8		5		6	4	7	470			1100	175					
13 Craig James B	40		40	1000	100		2		2		5		2	295			300	125					
14 Dunning Freeman	160	90	10	3900	200	80		1	8		26		26	1000	100		600	230					
15 Meyer Samuel	80	40	80	2000	200		2		2		2	7	7	274	30		250	100					
16 M'Kee John	150	100	50	3500	250		5		3		11	40	14	600	440		500	480					
17 Couch James	40		40	1000	200		1	1	3		3	14	16	448	100		500						
18 M'Kee John	20		20	650	100		1		1				4	65	110		1100	100					
19 M'Kee Frederick	25	5	15	700	150		2		1			8	1	250	125		375	125					
20 Tuttle Edward	10		10	300	75									30			400						
21 Wolf James W	40	40	36	1000	140		2	1	1	2	6	20	19	575			300	400					
22 White George Mich	10		30	400	75		1		1					125	100		100						
23 Snowden James	100	12	42	1600	250				2	7	4		9	25	700	400	300	600					
24 Brown Hester	40	40	40	1200	200		3			3	13	13	8	520	80		700	40					
25 Barr Christopher	20			200	200		2		2		3		2	250			300						
26 Gill Harriet	80			800	200	80	2		1					400			400	100					
27 Chaffin Newton	30		50	800	150		2						7	200			300						
28 Berrett Thomas L	120	38	82	1580	250		2		1		4	17	25	300	90		800	200					
29 Berrett Thomas	30	10		300	150		1		2				3	110			600						
30 Harris Luther	10	8	50	680	150		1		1		3		7	180			400						
31 Young Jonathan	45	40	275	3700	100		1		2					150	16		400						
32 Young John B	40			650			1		2					150			400						
33 Hunter Jasper	80	17	243	3380			3	1	8		8	17	20	640			600	100					
34 Everett Susan L	55	120	185	3600			3		3	2	2		11	400			400						
35 White Eli	40	10	40	1100			2		2		2	12	23	287			600	110					
36 White Joseph	60	60	120	6000	600		3		2		4	15	13	300			300	113					
37 Six George	43	6	37	860	125				2	2	3		8	225			200						
38 M'Farland Robt	110	50	135	2950	150		5	2	13		17	25	13	100	50		400	300					
39 Dunning Albert	40	40	130	1900	140	20	1		3	2	11	15	18	500	80		400	150					
40 Sanders Elizabeth	40	5		550	175		3		2		3		13	360	60		150	90					

2524 1200 2924 17990 6990 720 99 18 131 25 294 454 433 1824  
 2186 20835 6558





SCHEDULE 3.—Productions of Agriculture in Orange Gap, in the County of Henry, in the  
 Post Office: Clinton

1	ACRES OF LAND.			PRESENT CASH VALUE.		7	LIVE STOCK, JUNE 1, 1870.								PRODUCE DURING THE									
	Improved.	UNIMPROVED.		Of farm.	Of farming implements and machinery.		Total amount of wages paid during the year, including value of board.	Horses.	Mules and Asses.	Milch Cows.	Working Oxen.	Other Cattle.	Sheep.	Swine.	Value of ALL live stock.	WHEAT.		Rye.	Indian Corn.	Oats.	Barley.	Buckwheat.	Rice.	Tobacco.
		Wood-land.	Other unimproved.													Dolls.	Dolls.							
	No.	No.	No.	Dolls.	Dolls.		Dolls.	No.	No.	No.	No.	No.	No.	No.	Dolls.	Bush.	Bush.	Bush.	Bush.	Bush.	Bush.	Bush.	Lbs.	Lbs.
1	80	7		870	250	300	3	1	2		6	300		40	100									
2	40			657	150	100	2	1	1		7	275		60	200									
3	80	20	50	1500	150		2	1	2		11	300		21	300	20								
4	10		70	970	100		3	1	1		2	300			150									
5	55	80	225	3600	125		4	4	4		6	450		300	600	100								
6	15	5		400								13	50											
7	60	20		1200	200		2	2	3		4	280		165	300	40								
8	40	10	40	900	150		2	2	3		2	250			200									
9	80	10	120	2000	150		4	5	6		8	475		300	200	50								
10	40		40	800	100		2	4			7	300		40	400	40								
11	20	30	50	900	500		2	2				250		100	500									
12	40			500	100		2					200			400									
13	40		40	800	200		2	2	2			450			600									
14	45		75	1200	75			1				30		40	25	200								
15	60	50		1100	125		2	2	3		23	340			90	100								
16	100		20	960	250		5	5	11		5	1500		300	500	200								
17	65	15		800	150		6	2	3		17	600		155	1000									
18	30			700	100		1	2	3		22	300			New Farm									
19	85	25	65	2200	300		3	3	4	10	30	500		100	1650									
20	40			800	150		2	1	1		4	250		60	300									
21	40	40	40	1200	175		2	2	2	12	16	200			500									
22	30	9	139	1600	250		2	5	4		12	250		25	20	50								
23	40			400	200		2	2	5		15	400		4	300	20								
24	12	5	123	1400	100		1	2	2	3	13	300			100									
25	80			1300	250		2	1	1		3	250			100									
26	40	15	40	1800	300		2	4	6		3	400		100	100	75								
27	40			500	100	15	2	4	4		3	400			300									
28	40			400	150		2	2	2		40	300		100	1000									
29	40			500	100		3	2	2		3	300		9	800	100								
30	100	75	225	4000	250		8					800		78	450									
31	240			5400	250		2					250			1500	300								
32	80			800	200		3	1	1	1	6	375												
33	70		10	800	100			2	3	7	13	300		157	500	100								
34	120		40	1600	250		4		3		8	400			800	90								
35	40		120	1600	100			2				200			200									
36	80			800	100			2	2	2	7	300			200	60								
37	50		110	3000	100		2		1		20	400												
38	40		80	1200	125		2		1			200			500	100								
39	6		74	800	75				1			30												
40	60			600	100		3	2	2	7	2	11	470		75	500	150							
				466	1796	525	45	91	79	4	87	24	340	9	220	25	15860	1595						

State of Missouri, enumerated by me on the Sixth day of September, 1870.  
Sam'l Owen, Ass't Marshal.

YEAR ENDING JUNE 1, 1870.

Cotton. Bales (450 lbs.)	Wool. Lbs.	Peas and Beans. Bush.	POTATOES.		Orchard products. Dolls.	Wine. Gallons.	Produce of Market Gardens. Dolls.	DAIRY PRODUCTS.			SEED.					SUGAR.			BEES.		Forest products. Dolls.	Value of Home Manufactures. Dolls.	Value of animals slaughtered or sold for slaughter. Dolls.	TOTAL VALUE. Dolls.						
			Irish. Bush.	Sweet. Bush.				Butter. Lbs.	Cheese.* Lbs.	Milk sold. Gallons.	Hay. Tons.	Clover. Bush.	Grass. Bush.	Hops. Lbs.	Hemp. Tons.	Flax. Lbs.	Flax-seed. Bush.	Silk cocoons. Lbs.	Maple. Lbs.	Cane. Hhds. (1,000 lbs.)					Molasses. Gallons.	Wax. Lbs.	Honey. Lbs.			
25	26	27	28	29	30	31	32	33	34	35	36	37	38	39	40	41	42	43	44	45	46	47	48	49	50	51	52			
								50																		100	700	1		
								50																			50	500	2	
			10					45													10						60	450	3	
			50					50													29						20	300	4	
			75					216													75						25	650	5	
																											25	350	6	
			40					125													26						20	500	7	
								95																			15	400	8	
								160																			35	500	9	
			10					108													20						30	550	10	
			30					40													20							600	11	
																												500	12	
								60																				450	13	
			14					75																				400	14	
			20					60																			60	450	15	
			50					200													4						40	700	16	
								100													75						60	750	17	
								90																			50	600	18	
								110																			75	1000	19	
								15																			20	500	20	
	39		7					75																			30	550	21	
			12					200													40						50	300	22	
			15	3				40													4						50	550	23	
			30	3				60																			50	350	24	
								80																			20	300	25	
								50																			60	500	26	
								100																			60	500	27	
								35																			100	700	28	
			20					45													20						50	750	29	
																												550	30	30
																												600	31	31
								20																			25	650	32	32
								75																			30	650	33	33
								90																			20	600	34	34
																											200	500	35	35
								45																			30	500	36	36
								30																			25	700	37	37
								45																				500	38	38
								30																				300	39	39
								60																			50	750	40	40
	157		10					2679												50						100	750			
	54		393	6																						573	1306	21650		

\* This will include only such cheese as is made upon the farm. Milk sent to cheese factories will be regarded as milk sold off the farm.

SCHEDULE 3.—Productions of Agriculture, in Osage Sup, in the County of Henry, in the Post Office: Clinton

Name of Agent, Owner, or Manager.	ACRES OF LAND.			PRESENT CASH VALUE.		Total amount of wages paid during the year, including value of board.	LIVE STOCK, JUNE 1, 1870.								PRODUCE DURING THE YEAR.								
	Improved.	UNIMPROVED.		Of farm.	Of farming implements and machinery.		Horses.	Mules and Asses.	Milch Cows.	Working Oxen.	Other Cattle.	Sheep.	Swine.	Value of all live stock.	WHEAT.		Rye.	Indian Corn.	Oats.	Barley.	Buckwheat.	Rice.	Tobacco.
		No.	Wood-land.												Other unimproved.	Doll.							
1	2	3	4	5	6	7	8	9	10	11	12	13	14	15	16	17	18	19	20	21	22	23	24
Gousser Daniel D	55	20	25	2000	100		4		7		9	10	16	600		45		750	100				
Bedding Robt L	70	28	22	2500	200		4		2		5		12	500		20		500	120				
Walker David S	13	40		530	600		4		2		3	6	8	550				400	50				
Kottrill Malson	40			700	100		3						4	300				600	100				
Walters John	12			250			2		1					200				300					
Hoofkins Geo.	40			600	50		2		4		3		10	370				100	100				
Gans John E	80	20	160	1440	150	100	7	1	1					590				800					
Mercer Chas. P.	40		40	800		150	4	1	1		1			700				500	150				
Ferrill Lewis J	70	20	70	3500		60	7		6		50		9	1600				400	100				
Ellington Daniel	40			600					1		1		3	50				300	50				
Bybee Robert L	60	15	60	3000	160		4		5	2	5	40	8	800				1500	100				
McDonald William	40	40	220	5400	500		2	2	2		3		9	700		500		500					
Childs Alfred	60	30	200	6380	300		3		3		3		20	200		223		300	300				
Levy James	20			160	75	250	1		1					105				250	150				
Bennet Thomas	40			600	120	10	2		3				5	340				350	100				
Crop Jeremiah L	18		62	640			3		1		1		14	250				150					
Queen Benj F	40			600			2						1	108				500					
Gomes William	35			2500	200		4		2		2		16	400		80		400	125				
Herrin Michael	40			600			2						50	250				400	100				
Edwards Benj B	140	120	320	8700	300		7	4	20		12	1	40	1335	20	50		500	440				
Kief Ulrich	20			400	400		2		1				2	235				200	200				
Smith James	70	500	320	5600	250		6		3		7		20	875				250					
Scrivner G. B.	20			400			2		1					225				200	150				
McDuffy Benjamin	24		16	480	150		2		3		3		4	370		30		300	15				
Belcher Cyrus J	80		10	1200	150	100	6		1		5			300		18		400	75				
Slater Elizabeth	20			350			1		1					100				300					
Martin Edward	200	50	180	9700	300		4		5		6		20	575	1000		1200	200					
Gaylor Benjamin	80			800			2	2	1				11	419		60		600					
Witham Lewis	50	60	50	1060	1000		4		3		6		27	400		45		300	140				
Slater John	11	12	12	275	500		4		2		1		1	345				200					
Loyd John	40			650	100		4		0		1		3	225				100	50				
Shirley Mrs M	95	100	305	8000	300		2		1		13		3	300				450					
Hoofkins Ambrose	40			500			2							200				400	200				
Franklin William	9	6	61	600	135				2	2	2	11	5	150				100	50				
McLain James	40	15	60	1000	180		3		1		1		20	540				400					
Loyd William	125	40		1660	200		3		4		4			440		37		900	300				
Hoobbs Job C	3	52		600			2		2		2		8	200				300	95				
Hambler Nathan	40			500			3				1			230				375					
Loyd Thomas	230	130		5400	275		7		8		21		30	985		90		500					
Loyd Stevens	50			1350			1		2		5		8	310				200	60				

2180 1098 2142 82325 6795 670 129 10 87 176 68 357 170 200 2498 16925 3550

State of Missouri, enumerated by me on the Seventh day of September, 1870.  
Samuel B. Owen, Ass't Marshal.

YEAR ENDING JUNE 1, 1870.																									TOTAL VALUE.				
Cotton. Bales (450 lbs.)	Wood. Lbs.	Peas and Beans. Bush.	POTATOES.		Orchard products. Dolls.	Wine. Gallons.	Produce of Market Gardens. Dolls.	DAIRY PRODUCTS.			Hay. Tons.	SEED.		Hops. Lbs.	Hemp. Tons.	Flax. Lbs.	Flaxseed. Bush.	Silk cocoon. Lbs.	SUGAR.			BEES.		Forest products. Dolls.	Value of Home Manufactures. Dolls.	Value of animals slaughtered or sold for slaughter. Dolls.	Estimated value of all farm produce on hand, including net- ton, including net- ton, including net- ton, including net- ton to stock. Dolls.		
			Irish. Bush.	Sweet. Bush.				Butter. Lbs.	Cheese.* Lbs.	Milk sold. Gallons.		Clover. Bush.	Grass. Bush.						Maple. Lbs.	Cane. Hhds. (1,000 lbs.)	Molasses. Gallons.	Wax. Lbs.	Honey. Lbs.						
25	26	27	28	29	30	31	32	33	34	35	36	37	38	39	40	41	42	43	44	45	46	47	48	49	50	51	52		
	30		50					300													40	100				250	750		
			10					100																			100	500	
	40							25																			100	500	
	73																											75	600
								50																				36	500
	10		40																									25	400
								50																				50	500
	10		40					100																				20	500
			10					100																				50	500
			16					200																				50	400
	100		25					25														17					50	1200	
								75														10					50	700	
								20														20					40	600	
			10	5				60																					350
	29		12					25														10					30	450	
																											50	300	
			30	15				50														100	12				20	400	
			15	7																		13					40	500	
			15					50														6					100	500	
			10					30																			200	800	
								100																			30	500	
			16					40																			100	400	
			25					60																			40	500	
								30																			40	500	
			20					35														20					25	400	
			10					200																			20	400	
			5					25																			75	1200	
			15					40																			40	500	
								30														25				100	550		
			40																			30				30	300		
			20					20														35				35	300		
																											25	310	
			15					40																			28	400	
	40		40					30																			75	350	
			10					100														40					75	300	
			5					60																			20	600	
			10																								40	400	
			10																								25	450	
			5					200																			400	900	
			30					40																			100	600	

332 559 27 2350 366 142 207 20850

\* This will include only such cheese as is made upon the farm. Milk sent to cheese factories will be regarded as milk sold off the farm.

SCHEDULE 3.—Productions of Agriculture in Craig Gap, in the County of Henry, in the Post Office: Clinton

Table with columns: Name of Agent, Owner, or Manager; ACRES OF LAND (Improved, UNIMPROVED); PRESENT CASH VALUE; LIVE STOCK, JUNE 1, 1870 (Horses, Mules and Asses, Milk Cows, Working Oxen, Other Cattle, Sheep, Swine, Value of All Live Stock); and PRODUCE DURING THE YEAR (WHEAT, Rye, Indian Corn, Oats, Barley, Buckwheat, Rice, Tobacco). Rows 1-40 list various individuals and their agricultural details.

Handwritten totals and calculations at the bottom of the page, including sums like 2357, 19160, and 7209.

State of Wisconsin, enumerated by me on the Eighth day of September, 1870.  
Saml B Owen, Ass't Marshal.

YEAR ENDING JUNE 1, 1870.

1	2	3	POTATOES.		Orchard products.	Wine.	Produce of Market Gardens.	DAIRY PRODUCTS.			SEED.			Hops.	Hemp.	Flax.	Flax seed.	Silk cocoons.	SUGAR.			BEES.		Forest products.	Value of Home Manufactures.	Value of animals slaughtered or sold for slaughter.	TOTAL VALUE.		
			Irish.	Sweet.				Butter.	Cheese.*	Milk sold.	Clover.	Grass.	Maple.						Cane.	Molasses.	Wax.	Honey.	Dolls.						
25	26	27	28	29	30	31	32	33	34	35	36	37	38	39	40	41	42	43	44	45	46	47	48	49	50	51	52		
	7		15					100													75					300	500		
								40																			300		
								100																			100	500	
																											25	500	
			15					60																			25	500	
								40																				300	
																												500	
			25					60													35						30	500	
	60		25					100													15					30	30	900	
								40													40						25	500	
	50		40					250																			30	500	
								25																				400	
								30																				400	
																												350	
								40																			40	400	
	50		25					100													25					200	900		
			25					60																		175	700		
								45																				350	
								40																				350	
			10					25																			30	500	
			15					250													10						25	300	
			30					200																			100	800	
								20																			30	400	
	40							40																			45	550	
	25		15					50																			75	500	
	25		40					100																			175	550	
	20		10					125													40					100	650		
	25		10					200													50					300	1200		
			4					100																			100	650	
	100		10					40													120						250	900	
	30		5					25																			200	700	
								60																			50	400	
	100		20					200																			60	750	
																												500	
								100																				350	
								40																				20	550
								20																				20	500
	40		40					100													20						60	500	
																												25	400
	20		15					120													40						125	1000	
592		394						2940												410				30		2720		21700	

\* This will include only such cheese as is made upon the farm. Milk sent to cheese factories will be regarded as milk sold off the farm.

SCHEDULE 3.—Productions of Agriculture in Osage Sup., in the County of Henry, in the  
 Post Office: Clinton

Name of Agent, Owner, or Manager.	ACRES OF LAND.			PRESENT CASH VALUE.		Total amount of wages paid during the year, including value of board.	LIVE STOCK, JUNE 1, 1870.								PRODUCE DURING THE YEAR.								
	Improved.	UNIMPROVED.		Of farm.	Of farming implements and machinery.		Horses.	Mules and Asses.	Milch Cows.	Working Oxen.	Other Cattle.	Sheep.	Swine.	Value of All Live Stock.	WHEAT.		Eye.	Indian Corn.	Oats.	Barley.	Buckwheat.	Rice.	Tobacco.
		Wood-land.	Other unimproved.												Spring.	Winter.							
No.	No.	No.	Dolls.	Dolls.	Dolls.	No.	No.	No.	No.	No.	No.	Dolls.	Bush.	Bush.	Bush.	Bush.	Bush.	Bush.	Bush.	Lbs.	Lbs.		
1	2	3	4	5	6	7	8	9	10	11	12	13	14	15	16	17	18	19	20	21	22	23	24
1 Michael Charles	40	25		900			1	1		2	5	10	200		130		400	100					
2 Leonard John Br	50	75	25	1500	150		2	3		1	75	20	250				500						
3 Leonard Woodford	40	15	25	1000			2					7	125				300						
4 Leonard Sidney	80	20		1250			2	3					300				400	100					
5 Kinisely Wm	50		30	800	50		2	2		2		15	300				400	125					
6 Verine Edwin	25		19	440			2						200				250	100					
7 Walker George	25		55	800	150		3	3		6	7	2	250		30		200	70					
8 Meacham Abram	200	50	50	3000	200		3	3		5		15	250				200						
9 Stewart John	60	100		1600	150		3	6		20	15	15	300		50		400	50					
10 Stewart Henry	100		100	2000	200		4	5	1	10	12	20	550		80		600	60					
11 Griffin Emanuel	20		20	400	150		2	1		5		7	275				200	200					
12																							
13																							
14																							
15																							
16																							
17																							
18																							
19																							
20																							
21																							
22																							
23																							
24																							
25																							
26																							
27																							
28																							
29																							
30																							
31																							
32																							
33																							
34																							
35																							
36																							
37																							
38																							
39																							
40																							
				690	295	324	13690	1050															
							26	24	1	51	114	111	3000		290		3850	805	1121				

State of Missouri, enumerated by me on the Eighth day of Sept, 1870.

Samuel Quinn, Ass't Marshal.

YEAR ENDING JUNE 1, 1870.																									TOTAL VALUE.						
Cotton. Bales (450 lbs.)	Wool. Lbs.	Peas and Beans. Bush.	POTATOES.		Orchard products. Dolls.	Wine. Gallons.	Produce of Market Gardens. Dolls.	DAIRY PRODUCTS.			SEED.			SUGAR.			BEES.		Forest products. Dolls.	Value of Home Manufactures. Dolls.	Value of animals slaughtered or sold for slaughter. Dolls.	Estimated value of all farm produc- tion, including bel- terments and addi- tions to stock. Dolls.									
			Irish. Bush.	Swet. Bush.				Butter. Lbs.	Cheese.* Lbs.	Milk sold. Gallons.	Hay. Tons.	Clover. Bush.	Grass. Bush.	Hops. Lbs.	Hemp. Tons.	Flax. Lbs.	Flax-seed. Bush.	Silk cocoon. Lbs.					Maple. Lbs.	Cane. Hhds. (1,000 lbs.)	Molasses. Gallons.	Wax. Lbs.	Honey. Lbs.				
25	26	27	28	29	30	31	32	33	34	35	36	37	38	39	40	41	42	43	44	45	46	47	48	49	50	51	52				
								25																		100	750	1			
	150		25					75													15						700	700	2		
																											50	650	3		
								80																				800	4		
								45																			45	500	5		
																												450	6		
	8		24					50													40						25	500	7		
								50																			75	400	8		
	30		25					90													20						150	600	9		
	24		30					100													15						150	650	10		
								30																			25	500	11		
																														12	
																															13
																															14
																															15
																															16
																															17
																															18
																															19
																															20
																															21
																															22
																															23
																															24
																															25
																															26
																															27
																															28
																															29
																															30
																															31
																															32
																															33
																															34
																															35
																															36
																															37
																															38
																															39
																															40
	212		104					545												90						620	6200				

\* This will include only such cheese as is made upon the farm. Milk sent to cheese factories will be regarded as milk sold off the farm.



SCHEDULE 3.—Productions of Agriculture in *Springfield Twp.* in the County of *Henry*, in the

Post Office: *Clinton*

Name of Agent, Owner, or Manager.	ACRES OF LAND.			PRESENT CASH VALUE.			LIVE STOCK, JUNE 1, 1870.								PRODUCE DURING THE									
	Improved.	UNIMPROVED.		Of farm.	Of farming implements and machinery.	Total amount of wages paid during the year, including value of board.	Horses.	Mules and Asses.	Milk Cows.	Working Oxen.	Other Cattle.	Sheep.	Swine.	Value of All live stock.	WHEAT.			Indian Corn.	Oats.	Barley.	Buckwheat.	Rice.	Tobacco.	
		Wood-land.	Other unimproved.												Doll.	Doll.	Doll.							No.
1	2	3	4	5	6	7	8	9	10	11	12	13	14	15	16	17	18	19	20	21	22	23	24	
<i>Park Main O</i>	100	120	197	8000	200		2	2	4	3	7	10	600		100		1200							
<i>Reavis Williams</i>	40	9		600	100		6	3	4	6	15	10	800		75		1000							
<i>Nichols Catharine</i>	60	100		2500	125		3	1	6	5	12	15	600		100		500	400						
<i>Smith Joseph J</i>	40			400	75		4			5		10	250				800	100						
<i>Parks Payton</i>	60	100		3500	250		11	8	6	15	25	21	1000				500	400						
<i>Randy Andrew</i>	60	300		8000	150		7	1	4	7	10	35	600				700	80						
<i>Hollis James W</i>	20	20		400	100		3		1		13	15	200		45		300	80						
<i>Hught James W</i>	15	25		400	150		2		1		7	5	150				500	50						
<i>Akers Sam</i>	25	95		800	100		3	1	5	4	20	40	500		50		300	100						
<i>Dallon John</i>	10	30		300	60		2		1	2	5	10	200											
<i>Carr Thomas J</i>	40	120		2500	100		4	2				25	300		150		700	100						
<i>Smith George</i>	40			400	75		2		1	1		9	250				700	50						
<i>Carr R. S.</i>	40	120		2500	100		4		3	5		15	450				500	200						
<i>Green Wm</i>	40			750	60		2					8	200				450							
<i>Parks Ruben</i>	80	240		5000	250		10	4	1	2	1	20	800		40		300							
<i>Parks Susan</i>	120	200		5000	150		5	1	6		14	25	25	600		75		625	400					
<i>Embrey Sanford</i>	130	310		6000	200		4	2	4	2	20	36	500		100		600	150						
<i>Logan Payton B</i>	50	110		3000	200		4		3	6	20	25	400		45		250	100						
<i>Parks William</i>	200	350		3500	300		2	2	3		10	20	30	600		300		1500						
<i>Rigg John B</i>	70	130		10000	200		6		1			12	400		20		300	75						
<i>Parks Fleming J</i>	40			3500	100		1	2	3	2	4		40	400		50		400	750					
<i>Christian Jon</i>	20	140		1000	200		6		4	8	40	40	700		130		700							
<i>Logan Wm</i>	140	180		2000	200		11	7	8		12	30	30	1200				1000	800					
<i>Garden Lucretia</i>	100			3500	150		7		5	5	16	20	600		50		1000	150						
<i>Jennet Richard O</i>	40	80		1500	150		6		3	2	15	10	800		110		300	50						
<i>Shaffer William</i>	70	120		2500	350		10	2	8	30	40	25	1000		225		400	250						
<i>Acork James D</i>	80	120		4000	200		6		5	9	55	55	750		75		200	200						
<i>Gillmore Jas D</i>	25			4000	100				1	1		17	150				100							
<i>Lewis Alfred C</i>	12	48		400	600		2		1	1			200		40		100							
<i>Delozier Edward H</i>	40			6000	100		4		1		12	6	300		40		350	100						
<i>Finell Revamp</i>	100	160		5000	250		4		2	2		11	400				300							
<i>Delozier Edward</i>	20	40		3500	600		3		1	1	8	6	300		30		300	100						
<i>Osborne Benj</i>	100	220		1200	300		4	2	5	20		27	600				1000	400						
<i>Jennings Thos</i>	100	205		6000	150		7	4	6	5	20	30	800		65		1000	400						
<i>Miloxian Jas B</i>	25	55		4000	100		5		2	5	15	15	400		100		400	100						
<i>Bradley Christopher</i>	30	40		1200	100		4		3	5		12	300		45		400	100						
<i>Grisham Geo W</i>	30	130		1600	100		7		5	2	15	7	300		45		600	100						
<i>Kester James</i>	60	60		1500	175		6	2	3	6	10	15	650		185		750	150						
<i>Logan David</i>	100	100		3500	200		4		3	2	10	20	400		80		200	100						
<i>Parks Thos D</i>	80	80		6000	200		6	1	6	2	25	16	900		50		400	150						
				2542	4161		189	47	129	14	250	520	1147	20,250	2470		20925	5535						

State of Nippon, enumerated by me on the 5<sup>th</sup> day of July, 1870.  
*Edw. Brown*, Ass't Marshal.

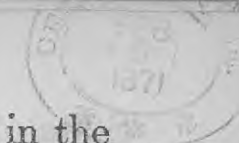
YEAR ENDING JUNE 1, 1870.

No.	YEAR ENDING JUNE 1, 1870.																									TOTAL VALUE.			
	Cotton. Bales (450 lbs.)	Wool. Lbs.	Peanut Beans. Bush.	POTATOES.		Orchard products. Dolls.	Wine. Gallons.	Produce of Market Gardens. Dolls.	DAIRY PRODUCTS.			SEED.			Hops. Lbs.	Hemp. Tons.	Flax. Lbs.	Flax-seed. Bush.	Silk cocoons. Lbs.	SUGAR.		BEES.		Forest products. Dolls.	Value of Home Manufactures. Dolls.	Value of animals slaughtered or sold for slaughter. Dolls.	Estimated value of all farm produce including but not including additions to stock. Dolls.		
				Irish. Bush.	Sweet. Bush.				Butter. Lbs.	Cheese.* Lbs.	Milk sold. Gallons.	Hay. Tons.	Clover. Bush.	Grass. Bush.						Maple. Lbs.	Cane. Hhds. (1,000 lbs.)	Molasses. Gallons.	Wax. Lbs.					Honey. Lbs.	
25	26	27	28	29	30	31	32	33	34	35	36	37	38	39	40	41	42	43	44	45	46	47	48	49	50	51	52		
1	50	15			100			100			5										15	100			150	1000	1		
2	50				100			150																		60	750	2	
3					50			200																			700	3	
4					10																							450	4
5	74		20		50			200			5															200	650	5	
6	40							100																			250	700	6
7	25		25					100																			100	600	7
8			10					50																			40	400	8
9	100		20					250																			100	500	9
10			40					50																			25	650	10
11			12																								100	800	11
12					15																							700	12
13								100														50					50	600	13
14																											30	500	14
15			15								4												200			200	500	15	
16								300														40				200	650	16	
17			25					100																			100	700	17
18	25		15					100														50				150	500	18	
19	40		10					150														30	100			200	1000	19	
20			15					60															50			100	500	20	
21			10					150														15				60	500	21	
22	70		25		50			100														20	100			100	450	22	
23	50		10					200														40				200	1000	23	
24	40		5		100			200														40	100			200	600	24	
25	25		30		50			150			2											25				100	650	25	
26	35		25		100			300			20											20			50	700	1800	26	
27	60		20		150			100			2											60			50	800	800	27	
28	80		20					60														40				50	400	28	
29			5					50																	40	45	400	29	
30			10					60																		40	500	30	
31			20					50			7															200	530	31	
32			15					60														20			40	40	500	32	
33					100			200														20				250	750	33	
34	50		10		50			150														20			40	100	750	34	
35	25		10		40			100																		100	600	35	
36			10					100														80			20	100	600	36	
37	30		15					170														30	30		20	100	600	37	
38	30		20		50			150														30				100	700	38	
39	40		15					150																		100	650	39	
40	40		25					200														30				200	700	40	
	949		522		1015			4710			45										645		680		260	5190	25150		

\* This will include only such cheese as is made upon the farm. Milk sent to cheese factories will be regarded as milk sold off the farm.

SCHEDULE 3.—Productions of Agriculture in *Springfield*, in the County of *Henry*, in the

Post Office: *Clinton*



Name of Agent, Owner, or Manager.	ACRES OF LAND.			PRESENT CASH VALUE.		Total amount of wages paid during the year, including value of board.	LIVE STOCK, JUNE 1, 1870.								PRODUCE DURING THE YEAR.									
	Improved.	UNIMPROVED.		Of farm.	Of farming implements and machinery.		Horses.	Mules and Asses.	Milk Cows.	Working Oxen.	Other Cattle.	Sheep.	Swine.	Value of All Live Stock.	WHEAT.		Eye.	Indian Corn.	Oats.	Barley.	Buckwheat.	Rice.	Tobacco.	
		No.	Woodland.												Other unimproved.	Dolls.								Dolls.
1	2	3	4	5	6	7	8	9	10	11	12	13	14	15	16	17	18	19	20	21	22	23	24	
1 Edwards Lewis B	70	80		3500	200		4	3		12	20	30	500		250		750	150						
2 Coatlton James	40	80		1200	100		4	3	2	7	23	24	600		60		400	50						
3 Allison John	80	80		3000	60			3	2	3	4	16	375		50		400							
4 McMillan John H	20	20		600	100				1	2	1		12	180			200	100						
5 Kulp William	40			1000			2							200			600							
6 Parks Arch W	40	20		800	100		2		2		7		24	350		20	800	40						
7 Carpenter John W	20	20		600	100		2					12	7	225		23	300	100						
8 Short James W	20	40		600	125		2		1	2	2	12	8	350			300							
9 Briggs James	100	80		4000	150		7		3	2	4	40	14	600			625							
10 Ruffo Allison J	80	80		4000	300		10	9	5		25		20	1400		450	500	250						
11 Briggs Thomas	60	80		3500	150		2		4		5	6	10	480			250	100						
12 McQueen O D	50	70	110	4500	200		4		3		1	20	12	400		New Farm								
13 Wright Robt Ho	60	27		5800	100		2		4			6	17	400			500	100						
14 Stringer Joseph E	30	50		1500	100		1		1			1	9	200		25	450	200						
15 Baker William	10	45		700	125		18		2		8		25	300			400							
16 Park Birch	100	200		10000	250		18	5	8		15	48	33	1500		200	40	1500	350					
17 Burreis Lena	60	40		4500	150		4		3	2	16	20	10	580			500							
18 Foster William	40			1200	200		15	2	6		24	20	20	1500		140	1600	300						
19 Evans John	40			1200	175		10		2		2	20	12	650			450							
20 Altes James S	80			2500	175		13	1	12		20	15	25	1200		70	1000	300						
21 Pigg Emily F	80	40		1800			4		3		5	10	25	450			300	100						
22 Pigg Henry	40			1000			3	1	2		3	8	10	400			400	100						
23 Richard Pleas	40			4000			2	1	3		4		14	400		50	350	200						
24 Turner John T	85	100	100	4000	200		5	3	6		20	30	40	900		120	1500	200						
25 Printer Robert	100	100	100	6000			5	3	2		20	9	18	600		160	2000	350						
26 Sanderson Arthur	165	120	52	12000			2	1	1			8	6	275			2000	500						
27 Campbell Frank	40			2000			4		3	2	6		46	800		60	300	400						
28 Caswood Frank	65	40	85	1500			3		1		1		4	225			1000	200						
29 Cole Isaac	40	10		1600			2		2		2	23	5	400		20	400	100						
30 Fairman Isaac	40	5		1400			6		4		11	30	100	650		45	2000	200						
31 Lawler Robt D	80	10		2000			5		5		4	10	6	500			1200	100						
32 Baker Jackson	60	20		2500			2		2		2		5	400		100	500	100						
33 Hart Ernest P	50	10		1000			8		4		1	32	9	700		52	800	100						
34 Ruffo John	80	80	44	400			8		3		6	30	9	750			700	100						
35 Sand James H	80	60		2000			5		3		2		40	600			500	150						
36 Fletcher N O	60	60		2000			10	1	6		25	35	20	1000		150	1500	100						
37 Sheek Jessie E	50	120		3000			1		4	2	2		3	350			400							
38 Gwynn John	23	100		1750			2		2		2		10	400		100	400							
39 Campbell John	20			1000			3		3		2		12	400			400	200						
40 Murray Jacob	60	40		2500			3							200			700	100						

2374  
 2197  
 461  
 108550  
 3060  
 203  
 24  
 125  
 16  
 278  
 499  
 24  
 2080  
 2163  
 40  
 29275  
 5540  
 SP  
 077

State of *Wisconsin*, enumerated by me on the

*7<sup>th</sup>*

day of *July*, 1870.

*Samuel Brown*, Ass't Marshal.

YEAR ENDING JUNE 1, 1870.

TOTAL VALUE.

Cotton.	Wool.	Pens and Beans.	POTATOES.		Orchard products.	Wine.	Produce of Market Gardens.	DAIRY PRODUCTS.			SEED.			SUGAR.			BEES.		Forest products.	Value of Home Manufactures.	Value of animals slaughtered or sold for slaughter.	Estimated value of all farm production, including betterments and additions to stock.							
			Lbs.	Bush.				Butter.	Cheese.*	Milk sold.	Hay.	Clover.	Grass.	Hops.	Hemp.	Flax.	Flax seed.	Silk cocoons.					Maple.	Cane.	Molasses.	Wax.	Honey.		
Bales (450 lbs.)	Lbs.	Bush.	Bush.	Bush.	Dolls.	Gallons.	Dolls.	Lbs.	Lbs.	Gallons.	Tons.	Bush.	Bush.	Lbs.	Tons.	Lbs.	Bush.	Lbs.	Hds. (1,000 lbs.)	Gallons.	Lbs.	Lbs.	Dolls.	Dolls.	Dolls.	Dolls.			
25	26	27	28	29	30	31	32	33	34	35	36	37	38	39	40	41	42	43	44	45	46	47	48	49	50	51	52		
	40		100		50			150			3										30					150	750		
	50		80					100													40						60	600	
			10					150													15						40	500	
			20					60																			35	500	
																													400
			20					150													30						100	600	
	25		15																								40	500	
	20		20					50																			50	400	
	60		25					350			8										40					50	100	550	
			50					150			10										70						200	700	
			25					150													20						100	600	
			10					150			8										15						150	550	
			15					100																			60	600	
			100					100													90						100	500	
	60		30					350													40		200				500	1500	
	30							100																	20	50		400	
																													1000
	40							100													15						50	400	
	60		20					350			5																150	900	
	20		15		50			100													20		50				100	600	
	10		10					100													10						50	500	
			10					150													10						60	800	
	110		30		100			350													40		300		100	200	1000		
	60				100			300			10										40					100	200	1500	
	10		25					100													15						100	1200	
	35		10					100																			100	950	
	30		10					120																			50	750	
	30		15					60																			50	600	
	90		30					100			5										20		80			300	1800		
	20		15					200													30						100	1000	
			20					100			3										10						50	750	
	20		30					150																			100	950	
	80		25					150													40						200	700	
			20					150													30						100	700	
	90		20					300													40						200	1200	
			20					100													20							20	600
			30					150													35							40	500
			10																									30	500
			20					50																					500
	990		925		300			590			52									765					600	270	3985	28650	

\* This will include only such cheese as is made upon the farm. Milk sent to cheese factories will be regarded as milk sold off the farm.

SCHEDULE 3.—Productions of Agriculture in Springfield, in the County of Hennepin, in the

Post Office: Clinton

Name of Agent, Owner, or Manager.	ACRES OF LAND.			PRESENT CASH VALUE.		Total amount of wages paid during the year, including value of board.	LIVE STOCK, JUNE 1, 1870.								PRODUCE DURING THE YEAR.									
	Improved.	UNIMPROVED.		Of farm.	Of farming implements and machinery.		Horses.	Mules and Asses.	Milk Cows.	Working Oxen.	Other Cattle.	Sheep.	Swine.	Value of all live stock.	WHEAT.		Rye.	Indian Corn.	Oats.	Barley.	Buckwheat.	Rice.	Tobacco.	
		No.	Wood-land.												Other unimproved.	Dolls.								Dolls.
1	2	3	4	5	6	7	8	9	10	11	12	13	14	15	16	17	18	19	20	21	22	23	24	
1 Knowles Eli W	100	17	180	10000	450	60	3		2	2	4	4	36	400				1200	350					
2 Hutchinson David J	80	7	80	4500	450		6		2		5	5	18	450				600	600					
3 Knowles Martin	35			1000			3						6	250				600	300					
4 Knowles Mathias	30			900			2		1		1	2		275				600	350					
5 Knowles Marion	65	30	45	2000			3		4	2	18	22	30	350	200			900	240					
6 Blalock Mark	100	13		3000			4	1	2	2	3		9	450	300			900	200					
7 Briggs John	80			1600			2		1		1		3	220	400			600	300					
8 Taylor Ch. J	80			1200			3		1		1		6	300	300			600	300					
9 Ruffo William	35	14	45	3000	600		2	1	2		2	12	2	400	50			300	100					
10 Evans William	40	10		1200	280		1	1	2		1	12	1	300	200			500	200					
11 Childer William	60	5		1600	280		2		3		2	5	9	300				200	100					
12 Cammille Moses	20	15	20	1200	300		2		1				4	200	100			500	100					
13 Briggs James R	40			1000	260		2		1					200	100			1400	100					
14 Rantbeck May E	60	40	167	6000	400	150	5		5	2	3	8	10	500	200			1200	300					
15 Barrie Mark J	40			1600	280	60	4		4		20		12	400	100			1400	100					
16 Harrop Joseph	160	30		4500	400	200	9		3	2	20	50	20	650	300			1200	400					
17 Ironman Joseph	60		100	5000	400	200	4		3		5		12	350	400			500	400					
18 Childer Henry	40	5		1000		40	2		1		4		9	250	150			500	300					
19 Hunt Andrew J	70	3	50	2000	300	100	3	2	3		5	20	12	650	100			1500	200					
20 Johnson J W	40		25	1200	240	50		2	1				9	220	100			850	150					
21 Russell Isaac D	40	14	25	2000	300	60	4		2		4	25	20	400	100			600	150					
22 Hill George J	80	20		1600	240	50	5		1		4		8	300	100			600	200					
23 Hill Alexander	40	5		1000	200	65	5		3		4	26	7	450	100			600	200					
24 Farmer Sylvester	20	5	40	1200	200		6		3			10	6	450	100			400	100					
25 McComb William	100	23	40	3000	400	100	10		4	4	10	8	75	800	50			500	300					
26 James Benj	70	20	40	2000	400		6		5		6		10	300	50			450	250					
27 Davis Benj A	65	75	25	3500	400		6		4		9	26	40	600	250			450	250					
28 Leonard Thos	30	40		2000			2		2					200	100			500	400					
29 Witherspoon John	75	40		2000	400		2	2	2		4	5	10	450				800	1200					
30 Witherspoon Hugh B	80	90	30	3000	450		7		7	2	58	12	20	1200	75			500	1200					
31 Quirk Isaac	40	62	60	3000	400		5	1	4	2	10	30	12	450				800	100					
32 Park Elizabeth	40	30	60	2000	300		4		4		1	10	20	550	100			800	200					
33 Carder Benjamin	35		27	500	300		4		3		1	9	10	420				700	300					
34 Carder Francis	25	55		800	300		10		2		2	20	15	600				900	300					
35 Peeler Charles	70	60	70	2000	400		7	1	8		25	6	17	800				900						
36 Peeler Sherd L	80	60		2000	350		4	1	3		6	6	12	750				500	500					
37 Peeler Henry J	40			1000	300		2		2			4	10	500				700	200					
38 Barlow William	100		60	2500			3		2		3		8	500	100			700	100					
39 Peeler James H	45	80	82	2000			2		1				17	300				700	800					
40 Peeler James A	45	80	52	4000	400		5	2	10	2	35	12	20	900	100			1200	800					
	2390	953	1323	107500	9810	1135	162	14	112	20	277	325	545	8235	4225			26900	10640					



SCHEDULE 3.—Productions of Agriculture in Spangfield Twp, in the County of Henry, in the

Post Office: Clinton

Name of Agent, Owner, or Manager.	ACRES OF LAND.			PRESENT CASH VALUE.		Total amount of wages paid during the year including value of board.	LIVE STOCK, JUNE 1, 1870.								PRODUCE DURING THE YEAR.								
	Improved.	UNIMPROVED.		Of farm.	Of farming implements and machinery.		Horses.	Mules and Asses.	Milk Cows.	Working Oxen.	Other Cattle.	Sheep.	Swine.	Value of all live stock.	WHEAT.		Rye.	Indian Corn.	Oats.	Barley.	Buckwheat.	Rice.	Tobacco.
		No.	Wood-land.												Other unimproved.	Dolls.							
1	2	3	4	5	6	7	8	9	10	11	12	13	14	15	16	17	18	19	20	21	22	23	24
Whittow D	90	100	150	6000	600	400	15	5	6	4	40	60	30	1300		200		1200	800				
Moore Samuel	100			3000			7		4		15	30	12	600		200		900	500				
Summers William	115	50		2800	450	150	10	1	2	2	20	20	700		500		2000	700					
Ruggan William	50	60	76	2800	400	150	7		6		15	3	6	500		100		600	200				
Hill Braxton P	80			2000	400	50	4		3		8	12	12	450		100		6000					
Cole William	100	20	20	4000	450	200	12		5		10	40	20	700		300		1500	300				
Cole James A	160			6000	500	150	7		3		3	30	20	600		300		1500	100				
Hudson Richd	40	20	40	2000	400	100	2		2		20	12	15	400		400		700	300				
Hansberger Hiram H	40	45	118	2200	400	50	1	2	3		2		6	300				1000					
Ragan Robt	40	45		1200			2		2		3			400				700	100				
Halford J	100	40	60	6000	450	200	10	3	4		10	20	20	750		200		2000	800				
Cole Samuel B	90	30	30	3000	300	100	2		2				10	300				500	200				
Cole Hugh B	60	40		1200	300	100	3		2		1		14	300				900	300				
Sublette S	65	24	60	6000	400	100	4	1	2		2		20	350				600	100				
Rank Thomas J	35	50	45	2500	300	60	3		2		1		8	350		100		600	100				
Cole Peter	140	50	100	8000	600	200	9		2		6		25	500		400		2000	150				
Raymond George	60	40	20	3000	350	100	4		2		2		10	400		100		600	200				
Parks Peyton P	60	40	60	4000	400	50	2		5		10	7	2	350		100		700					
Fowler George	20		60	1200	250	20	2		1					250				600	200				
Fowler Walter	80	40		2000	300	60	4		2		2		6	400		100		500					
Margot Fredrick B	80	20		2500	350	100	2		1		40			400		200		400	200				
Woods James	40		40	2000	250	50	5		3		5			350		200		600	200				
Banta Ole	56	20	60	4000			8	2	3		30	10	7	650		500		1500	300				
White Franklin	70	10		2500			2		2		4		2	350		100		600	100				
Margot John C	200	40	120	6000			13		5		20	24	20	900		1200		3000	1200				
Coff John H	70	35	70	4000	400	200	6		3	4	4	30	20	500		100		900					
Ritchey A	50	100	50	4000	400	100	13		3					700				900					
Knobles Jessie	150	15	40	3000	350	100	3		3		2		38	350		100		700	150				
Wallace Dew	20	20		800	150		2		1		2	1	10	275				800					
Dodson John	60	13	10	1200	200	100	5		2		3	10	15	400		100		800	150				
Combs Will H	200	40	80	7000	300	150	6		6	2	20	50	20	700		200		800	400				
Munday Frank	60	40	60	5000			4		2				20	300		100		700	300				
Whitman Edwards	60	40	60	4000	150		6		4		40	20	20	450		100		800	200				
Munday Harvey J	30	50		2000			2	1	2		1	10	12	280		50		500	200				
Hollister Thos	200	60		7500	300	200	3	1	2		1		3	500				500	300				
Sloan Lewis	120			2000	200		5	1	6	2	26		25	800		100		400	200				
Singer John	40			1000			2		2		6	20	30	450		180		500	150				
Elliston George	40	40		4000			3		3		1	23	2	500		100		400					
Inman Samuel T	105	90		2500	300	100	5	2	8		50		40	650		750		1200	400				
Bradley Elisha	180	40		3000	100	100	3		3		15		15	1100		100		1000	100				
TOTAL	3550	1400	1420	136800	10700	3140	208	19	122	14	390	422	555	19805		7280		37500	9700				

State of Wisconsin, enumerated by me on the 19<sup>th</sup> day of July, 1870.

Samuel Brown, Ass't Marshal.

YEAR ENDING JUNE 1, 1870.

Cotton.	Wool.	Peas and Beans.	POTATOES.		Orchard products.	Wine.	Produce of Market Gardens.	DAIRY PRODUCTS.			SEED.			Hops.	Hemp.	Flax.	Flax seed.	Silk cocoons.	SUGAR.		Molasses.	BEES.		Forest products.	Value of Home Manufactures.	Value of animals raised or sold for slaughter.	TOTAL VALUE.		
			Irish.	Sweet.				Butter.	Cheese.*	Milk sold.	Hay.	Clover.	Grass.						Maple.	Cane.		Wax.	Honey.					Dolls.	Dolls.
Bales (450 lbs.)	Lbs.	Bush.	Bush.	Bush.	Dolls.	Gallons.	Dolls.	Lbs.	Lbs.	Gallons.	Tons.	Bush.	Bush.	Lbs.	Tons.	Lbs.	Bush.	Lbs.	Hbds. (1,000 lbs.)	Gallons.	Lbs.	Lbs.	Dolls.	Dolls.	Dolls.	Dolls.			
25	26	27	28	29	30	31	32	33	34	35	36	37	38	39	40	41	42	43	44	45	46	47	48	49	50	51	52		
			50					400																		100	700	1	
			70					100																			50	600	2
								100																			50	1200	3
			15																								50	700	4
			40					150																			100	900	5
			100																								100	1000	6
			15																								100	1200	7
			25					200																			75	800	8
			40					100																			25	600	9
																												600	10
			60					50																			100	1200	11
			15																									700	12
																											50	600	13
								45																				500	14
								100																				600	15
																												1200	16
																												700	17
			80					100																				500	18
			70																									600	19
			10					25																				500	20
			100																									600	21
			50					150																				600	22
			25																									800	23
																												700	24
								500																				1800	25
																												700	26
								100																				500	27
																												600	28
																												500	29
						500		100	400	100	20																	700	30
								200																	40	40		800	31
			65					100																				700	32
																												600	33
			25					50																				700	34
			50																									500	35
																												600	36
			50					75																				650	37
			25					100																				500	38
			70																									1400	39
			40																									1200	40
			1080			500		2740	400	100	20														40	40	800	30,350	

\* This will include only such cheese as is made upon the farm. Milk sent to cheese factories will be regarded as milk sold off the farm.





State of Wisconsin, enumerated by me on the 5<sup>th</sup> day of July, 1870.  
Edward B. Owen, Ass't Marshal.

YEAR ENDING JUNE 1, 1870.

Cotton.	Wool.	Peas and Beans.	POTATOES.		Orchard products.	Wine.	Produce of Market Gardens.	DAIRY PRODUCTS.			Hay.	SEED.		Hops.	Flax.	Flax-seed.	Silk cocoons.	SUGAR.		Molasses.	BEES.		Forest products.	Value of Home Manufactures.	Value of animals slaughtered or sold for slaughter.	TOTAL VALUE.		
			Irish.	Sweet.				Butter.	Cheese.*	Milk sold.		Clover.	Grass.					Maple.	Cane.		Wax.	Honey.					Dolls.	Dolls.
Bales (450 lbs.)	Lbs.	Bush.	Bush.	Bush.	Dolls.	Gallons.	Dolls.	Lbs.	Lbs.	Gallons.	Tons.	Bush.	Bush.	Lbs.	Tons.	Lbs.	Bush.	Lbs.	Hds. (1,000 lbs.)	Gallons.	Lbs.	Lbs.	Dolls.	Dolls.	Dolls.	Dolls.		
25	26	27	28	29	30	31	32	33	34	35	36	37	38	39	40	41	42	43	44	45	46	47	48	49	50	51	52	
			30		100			200			15									27				50	100			
	200		200		100						40											60					300	
			10																						200	400		
			15																						250	1000		
			30																						300	1400		
			30																						50	500		
			25																						50	500		
			20																								400	
		15	15					150			12														250	900		
			8					100																	250	850		
			50	10				400			4														200	600		
			25		150			200			4														100	750		
			100					100			20										50	200	50	1400	5000			
			10					100			3														30	700		
			15					110			2														50	500		
			30					100			5										30	100	50	50	50	500		
			10					100			5											100	100		200	800		
			20																								500	
			10					100													18				200	600		
			10					200			5										20			25	200	650		
					100																				200	1000		
			40		100						40														150	700		
			40		100			500																	300	1000		
					50			400			10											200	250		300	900		
			30					200																	300	1000		
								100																	250	1000		
			70					100													23				100	500		
			15					180			10														250	700		
			10					275																	200	700		
			30					400																	100	750		
			50					120			18														200	800		
			20					50																	50	900		
																											500	
			10																							150	600	
																											400	
																										100	500	
																										50	350	
																										100	900	
						100		300																	150	700		
	200	15	900	10	700	100		4455			193									5	168	710		115	1600	31150		

\* This will include only such cheese as is made upon the farm. Milk sent to cheese factories will be regarded as milk sold off the farm.

6980

SCHEDULE 3.—Productions of Agriculture in Lebo Township, in the County of Henry, in the

Post Office: Clinton



Name of Agent, Owner, or Manager.	ACRES OF LAND.			PRESENT CASH VALUE.		Total amount of wages paid to hands including value of board.	LIVE STOCK, JUNE 1, 1870.								PRODUCE DURING THE YEAR.									
	Improved.	UNIMPROVED.		Of farm.	Of farming implements and machinery.		Horses.	Mules and Asses.	Milk Cows.	Working Oxen.	Other Cattle.	Sheep.	Swine.	Value of Agr. live stock.	WHEAT.			Indian Corn.	Oats.	Barley.	Buckwheat.	Rice.	Tobacco.	
		Woodland.	Other unimproved.												Dolls.	Dolls.	Bush.							Bush.
1	2	3	4	5	6	7	8	9	10	11	12	13	14	15	16	17	18	19	20	21	22	23	24	
1 Settles William	60	20		2000	250		4	1	5		1		30	400		130		200	100					
2 Wiley Abraham	80	80	20	5700	400	100	2		4		4		14	40		100		900	200					
3 Wirt Coffman L	60	40	100	6000	400	150	3	2	3	2	7	3	3	900				800	100					
4 Links Mark D	30	30		2500	300	60	4	3	1		3	10	10	500		100		300						
5 Links William C	30	10		2000	300	75	3		1		1		15	250				400						
6 Phil Peas	60	40	60	3500	350	300	2		4	2	24		20	500		250		500	400					
7 Parks Bird S	100	107		5000	400	60	5	3	3		15	15	25	900		100		500	400					
8 Myers Andrew J	80	80	120	7000	300	80	5	3	5		10	70	15	500		80		1000	100					
9 Bevell James W	150	140	150	7000	300	150	1	2	3		16	25	30	600		200		1500	100					
10 Avery William L	155	200	75	8000	300	200	7	5	12		25	40	30	1000		320		1500	300					
11 Avery Scripta	160	70	160	7000	300	175	6	1	4	10	15		35	550		100		2500	300					
12 Gahart William A	80	100	80	7000	250	100	2		1				10	300		100		1000	100					
13 Wall William J	200	80	320	12000	400	250	4	2	3		12	20	30	650		600		2500	300					
14 Leachman Henry	100			2000	200	150	12		3		1		30	800		400		900	400					
15 Wall James W	200	100	325	10000	400		5	3	4		14	50	24	600		300		1000	500					
16 Bevell Lizzie	300	150		8000	300		7		1		20	16	65	450		200		1200	200					
17 Bevell Marion	100	280	180	10000	100		5		2		15			375				600	100					
18 Bevell William	200	80		5000	100		4		1					250				1000	300					
19 Hoastain John B	700	20		3000	200		4	2	2		10		47	500		80		500	600					
20 Davis Spherian A	40			1200	225	25	2		2		4		7	350				200	100					
21 Bailey Edward	40	20	20	2500	250	40	2		2		2		15	250				200	100					
22 Willow John	250	200	100	10000	400	100	14	2	5		12	20	30	900		200		800	300					
23 Wilson William T	140	140	160	7000	350	75	10		3	4	20	40	30	700		80		1500	200					
24 Wiley Eliza	80	60	20	4000	350	140	7	1	4		6		50	500		30		500	200					
25 Wiley John	100	40	25	4000	300		6		5		7		20	650				500						
26 Avery Robinson L	140	100	20	6500	500	150	7	1	6		14	20	25	1070				1000	400					
27 West Aly L	180	40	60	7000	340	50	3	2	2		17		7	1200		300		1000	200					
28 Philpot Charles	55	65		2400	200		7	1	4		8	7	10	500		110		1000	200					
29 Dodson John W B	40	45		1500	200		1	2	2		2			250		600		400	200					
30 Hastain Thomas	15	10		4000	350	150	15	6	12		65		30	1300		430		2000	1500					
31 Smith William B	160			4000	200		2							200				600	200					
32 Lynch George	160			4000	200		4		1					300		30		400	200					
33 Stone Seymour	280	260		10000	400		4	3	5	15	33		100	1000		600		1500	200					
34 Legg Archibald C	374	200	69	10000	200		4	6	7	15			40	1200		175	100	1500	200		10			
35 Legg John P.	80	120	80	3000	200		2	6	3	8			25	650										
36 Long James H	50	55	55	4000	200		4	3	6	5			30	600				400	150					
37 Baker Andrew	75	80	50	6000	200		12	2	8	18			50	1000		40		750	500					
38 Birmingham Phil J	200	80	162	8000	250		7	6	7	15			25	1000		400		1250	330					
39 Libson Corbett	20	20		700	150		3	1	4	5			10	400		40		500						
40 James Nelson	200	120		8000	200		9		4	7			27	650		124		1200	300					

4900 3358 241 226200 11315 2280 210 69 154 106 383 336 944 25065 6319 100 31500 11850 10

State of Missouri, enumerated by me on the 7<sup>th</sup> day of July, 1870.

James H. Allen, Ass't Marshal.

YEAR ENDING JUNE 1, 1870.																									TOTAL VALUE.						
Cotton.	Wool.	Peas and Beans.	POTATOES.		Orchard products.	Wine.	Produce of Market Gardens.	DAIRY PRODUCTS.			Hay.	SEED.		Hops.	Hemp.	Flax.	Flaxseed.	SILK cocoons.	SUGAR.		Molasses.	BEES.		Forest products.	Value of Home Manufactures.	Value of animals slaughtered for slaughter.	Estimated value of all farm production, including betterments and additions to stock.				
			Irish.	Sweet.				Butter.	Cheese.*	MILK acid.		Clover.	Grass.						Maple.	Cane.		Wax.	Honey.					Dolls.	Dolls.		
Bales (450 lbs.)	Lbs.	Bush.	Bush.	Bush.	Dolls.	Gallons.	Dolls.	Lbs.	Lbs.	Gallons.	Tons.	Bush.	Bush.	Lbs.	Tons.	Lbs.	Bush.	Lbs.	Lbs.	Hhds. (1,000 lbs.)	Gallons.	Lbs.	Lbs.	Dolls.	Dolls.	Dolls.	Dolls.				
25	26	27	28	29	30	31	32	33	34	35	36	37	38	39	40	41	42	43	44	45	46	47	48	49	50	51	52				
			20																							100	1200	1			
			50					125			20																100	950	2		
			10					250																			100	600	3		
			10					100																			200	450	4		
			10					80																			100	400	5		
			30		200			225														46					100	1000	6		
			40		500			200																			100	600	7		
			100		100			200														37		150			100	750	8		
			5		50			120														20		20	20	200	200	1200	9		
	100		30		200			700			70													100	300		400	1700	10		
			20		200			200			10																200	1800	11		
			30								30																50	1000	12		
			40					120																			120	1800	13		
	300		40					20			4																100	1000	14		
																											200	1100	15		
																											200	1000	16		
																											100	600	17		
																													600	18	
			100					200																			150	750	19		
			25																								50	400	20		
			20					110																			50	400	21		
			30					110			30																100	700	22		
			20					100																			100	950	23		
			20		150			150			4																100	600	24		
			20		50			110			3																75	400	25		
			65		200			500			50																400	1000	26		
			20		25						20																50	900	27		
			20					110																			30	700	28		
			20					120			2																	600	29		
			30								80																50	1700	30		
					50																							400	31		
					50																							400	32		
			15		150			200			10																200	1000	33		
			30		200			300			100																100	1800	34		
			15		60						25																50	1000	35		
			35		50			350																			80	750	36		
			30		15			300			25																20	750	37		
			50		20			100																				75	800	38	
			15																									25	300	39	
			75		200			200			8																100	850	40		
460			1070		2470			5300			491															203	100	450	20	4675	35100

\* This will include only such cheese as is made upon the farm. Milk sent to cheese factories will be regarded as milk sold off the farm.



State of Missouri, enumerated by me on the 10<sup>th</sup> day of July, 1870.

Samuel C. Cunn, Ass't Marshal.

YEAR ENDING JUNE 1, 1870.																									TOTAL VALUE.				
Cotton.	Wool.	Peas and Beans.		POTATOES.		Orchard products.	Wine.	Produce of Market Gardens.	DAIRY PRODUCTS.			SEED.			Hops.	Hemp.	Flax.	Flax-seed.	Silk cocoons.	SUGAR.		Molasses.	BEES.		Forest products.	Value of Home Manufactures.	Value of animals slaughtered or sold for slaughter.	Estimated value of all farm products, including terms and additions to stock.	
		Bales (450 lbs.)	Lbs.	Bush.	Bush.				Bush.	Dolls.	Dolls.	Butter.	Cheese.*	Milk sold.						Hay.	Clover.		Grass.	Lbs.					Tons.
25	26	27	28	29	30	31	32	33	34	35	36	37	38	39	40	41	42	43	44	45	46	47	48	49	50	51	52		
																											100	500	
																												60	500
																												60	530
																													500
			60		100			200			20										40		300				100	500	
			40		100			350			30																300	700	
			100	70	80			200																			100	900	
			25					200																			200	2000	
			30	20	100			350			5										80						100	2000	
			10																								100	800	
			20																								50	400	
			15		50																						200	800	
			40																								100	500	
			10																								200	900	
			10					200			10																100	700	
			15					350			20																60	1100	
			30								120																100	1100	
			40					100																			75	500	
			150					100																			75	500	
			30					500			25																150	1200	
			50					150			20																200	1350	
			100					500			50												400				300	5000	
			20								2																100	600	
			10					100			2																100	750	
			10					110			2																50	500	
			40					350			80																140	800	
			20																									1000	
			15					100																			40	600	
			10					60																			40	500	
			20					60																			60	350	
			10					100																			100	400	
			<del>10</del>					50																			40	500	
			15																									400	
								100																				400	
								75																				400	
			20					50													10		50				100	450	
			15					300																			200	650	
	150		40								6																100	600	
								100																			40	500	
			20					200			4																2500	4000	
	150		1040	90	400			5055			400										27						9340	36450	

\* This will include only such cheese as is made upon the farm. Milk sent to cheese factories will be regarded as milk sold off the farm.



State of Missouri, enumerated by me on the 12 day of July, 1870.

Edw B Cum, Ass't Marshal.

YEAR ENDING JUNE 1, 1870.

TOTAL VALUE.

Cotton.	Wool.	Peas and Beans.	POTATOES.		Orchard products.	Wine.	Produce of Market Gardens.	DAIRY PRODUCTS.			SEED.			Hops.	Hemp.	Flax.	Flax-seed.	Silk cocoons.	SUGAR.		Molasses.	BEES.		Forest products.	Value of Home Manufactures.	Value of animals slaughtered or sold for slaughter.	Estimated value of all farm production, including buildings, additions to stock.		
			Irish.	Sweet.				Butter.	Cheese.*	Milk sold.	Hay.	Clover.	Grass.						Maple.	Cane.		Wax.	Honey.						
Bales (50 lbs.)	Lbs.	Bush.	Bush.	Bush.	Dolls.	Gallons.	Dolls.	Lbs.	Lbs.	Gallons.	Tons.	Bush.	Bush.	Lbs.	Tons.	Lbs.	Bush.	Lbs.	Hds. (1,000 lbs.)	Gallons.	Lbs.	Lbs.	Dolls.	Dolls.	Dolls.	Dolls.			
25	26	27	28	29	30	31	32	33	34	35	36	37	38	39	40	41	42	43	44	45	46	47	48	49	50	51	52		
			270		25			300			10															300	1000	1	
			30					175			6															100	900	2	
																												500	3
	120		40					300													20							400	4
	50		20					225			5												50			60	500	5	
					100			300			12															50	500	6	
			200					500			15										100					500	5000	7	
			20		500			300			20												200			200	1200	8	
			30		100			150			10															100	1000	9	
			15		100			70													40	50				50	700	10	
			40		100			120																		40	500	11	
			30					200																		100	650	12	
			70		50			200																		50	500	13	
			60		50			140																		40	500	14	
					15			120																		50	550	15	
								140																		60	700	16	
			20					200																		100	500	17	
			10					200																		100	500	18	
								200																		75	600	19	
			30					120																		60	800	20	
			20					150			10															100	550	21	
			100					110			4															120	700	22	
			20					500																		200	600	23	
			40		50			200			15															50	1300	24	
			10		25			200			3															200	1200	25	
			20					80																		15	700	26	
			10					110																		20	700	27	
			15					130																		25	400	28	
			25					100																		30	400	29	
			50					135																		30	500	30	
								75																		50	400	31	
			30					80																		80	600	32	
																											100	700	33
																											75	450	34
																											100	450	35
			10					250																		11	550	36	
			30		50			200			15															40	600	37	
			90		100			350			10															20	600	38	
			50		50			350																			30	50	39
			50		300			300																			50	300	40
	170		190		1520			1680			220																135	4020	29300

\* This will include only such cheese as is made upon the farm. Milk sent to cheese factories will be regarded as milk sold off the farm.



SCHEDULE 3.—Productions of Agriculture in Lebo Township, in the County of Henry, in the

Post Office: Clairton



1	Name of Agent, Owner, or Manager.	ACRES OF LAND.			PRESENT CASH VALUE.		Total amount of wages paid during the year ending value of bush.	LIVE STOCK, JUNE 1, 1870.								PRODUCE DURING THE YEAR.											
		UNIMPROVED.			Of farm.	Of farming implements and machinery.		Horses.	Mules and Asses.	Milk Cows.	Working Oxen.	Other Cattle.	Sheep.	Swine.	Value of all live stock.	WHEAT.				Indian Corn.	Oats.	Rye.	Buckwheat.	Rice.	Tobacco.		
		Improved.	Wood-land.	Other unimproved.												Dolls.	Dolls.	No.	No.							No.	No.
2	3	4	5	6	7	8	9	10	11	12	13	14	15	16	17	18	19	20	21	22	23	24					
1	Lee Robert W	5	15		500	100	10	1	3	4			250				140									1	
2	Deckey William S	45	70	35	4000	250	40	4	2	6	2	15	42	40	750		45	700								2	
3	Oppage William	35	75		3500	250	60	4		3		6	19	24	500		35	250								3	
4	Wade Rudel P	50	50	80	500	250	100	6	2	2		1	28	35	600		115	400	200							4	
5	Ryan Andrew	60	40		3000	150	50	3		3		3		8	300		100	500	200							5	
6	Tingler Jacob	80	80	40	6000	200		2		3		2		6	325			700	300							6	
7	Bailey Edward	80			3000	200		2		2		1		12	275			500	200							7	
8	Wolf Jacob	50	27	70	4000	250		4		3		7	9	20	500		200	300	100							8	
9	Murray George W	60	10	60	5000	300		5		3		8	8	20	600		240	50	800	120						9	
10	Bleil Frederick W	100	40		5000	350		7		6		9		12	700		50	800	500							10	
11	Thresher Jacob S	150	90		6000	300		3	2	4		54	7	16	1000		400	60	1000	450						11	
12	Casey George W	260	130	80	12000	350	1500	3	6	3		3		275	1000		700	3000	300							12	
13	Mason James W	80	25		3500	300			2	1				1	225			700	100							13	
14	Hanger James W	140	60		6000	350		6	1	3		5	7	25	600		60	1250	600							14	
15	Hanger Benj S	130	76		4500	300		5	1	4		4		13	450		100	100	100							15	
16	Comer Robert T	80	35		4000	275		3		1				20	300		50	600								16	
17	Land Robt H	160	60		6000	300		2	2	6		32		60	650		600	1000	700							17	
18	Elliot George	40	5		1000	100		2		2		2		8	300		65	100	150							18	
19	Cameron James A	80	5		2500	200		3		2		3	9	16	250			500	300							19	
20	Briggs Joseph	40			1000	100		2						2	210			50	200							20	
21	Briggs Elizabeth	5	5		600	150			2	2					250			100	150							21	
22	Ryan Joseph	80			1800	175		5	1	2		3	4	4	600		100	400	100							22	
23	Baker Aea S	40	5		1200	150		2		1				2	250		50	300	50							23	
24	Woodsman Henry	40			1200	150			2						150			300	150							24	
25	Laster William E	90	70		2000	200		5		4		4		20	500		180	400	80							25	
26	Olave Mary	15			500	100			2	3		2	25	14	400			100	200							26	
27	Duncan James W	93	20		2000	250		5		2		4	20	35	550		6	500	220							27	
28	Conner William	40	40		1600	150		5		2		3	5	20	450		30	300								28	
29	Richardson James W	40			1600	125		2		2		2	6	7	400			200	250							29	
30	Garnett Joseph S	40	40		2000	200		6	1	3		7		27	550		45	350	100							30	
31	Ferrill Richard J	80	40	268	10000	300		4	4	4		10		35	750		45	300	50							31	
32	Duncan Charles	40			1200	200		2		1		1		1	275			300	100							32	
33	Elder Samuel S	20	20	30	1600	250		2		1				18	250		18	200	140							33	
34	McFarland Truman W	130	80	30	4000	200		2	4	4		6		51	375		140	1150	400							34	
35	Arver John	160	40		4000	250		3		4				16	325		200	700	200							35	
36	Lorrell Robert	120	80	80	7000	200		1	2	2		1		8	300		80	700								36	
37	Venable Lewis R	65	20	35	5000	200		3		3		4		18	400			400	100							37	
38	Scott Antoinette	120	40	40	4000	150		5	2	3		2	14	12	650		100	350	100							38	
39	Sawyer W	190	90	45	6000	300		6	3	3		2		12			30	1000	400							39	
40	Robb Frederick	5	35		800	800		2																		40	

3135  
 1790  
 1928  
 159100  
 9246  
 1760  
 121  
 40  
 106  
 2  
 210  
 193  
 913  
 1210  
 New Farm  
 3190  
 110  
 22040  
 1310

State of Michigan, enumerated by me on the 16<sup>th</sup> day of July, 1870.  
Samuel C. Cullen, Ass't Marshal.

YEAR ENDING JUNE 1, 1870.

	Cotton. (Bales of 450 lbs.)	Wool. Lbs.	Peas and Beans. Bush.		POTATOES. Bush.		Orchard products. Dolls.	Wine. Gallons.	Produce of Market Gardens. Dolls.	DAIRY PRODUCTS.			SEED.			SUGAR.					BEEHIVES.		Value of animals slaughtered or sold for slaughter. Dolls.	Estimated value of all other personal property, including buildings, terms and additions to stock. Dolls.							
			Butter. Lbs.	Cheese.* Lbs.	Milk sold. Gallons.	Hay. Tons.				Clover. Bush.	Grass. Bush.	Hops. Lbs.	Hemp. Tons.	Flax. Lbs.	Flax-seed. Bush.	Silk cocoons. Lbs.	Maple. Lbs.	Cane. Hhds. (1,000 lbs.)	Molasses. Gallons.	Wax. Lbs.	Honey. Lbs.										
	25	26	27	28	29	30	31	32	33	34	35	36	37	38	39	40	41	42	43	44	45	46	47	48	49	50	51	52			
1				20					30																		50	350	1		
2	100	100		40					200			5										25					100	500	2		
3		70	70	6					100			1										20					150	450	3		
4		80	80	5					100													10					120	550	4		
5				10					150			5															75	650	5		
6				75					100																		100	700	6		
7				10					110																		80	500	7		
8				20					100																		150	700	8		
9				50					100													60					75	900	9		
10				150					150			5										60					250	900	10		
11	250	250		50					200													80					450	1200	11		
12				100					110			5															300	500	12		
13				40					200			60										30					200	600	13		
14				10					200																500		100	1000	14		
15				25					100																		50	500	15		
16				20					50																		100	500	16		
17				15					150			40															100	1100	17		
18									50			3															50	500	18		
19				20					50																		100	600	19		
20				10					50																				400	20	
21				15																									400	21	
22				15					100															50			50	500	22		
23				10					50																				400	23	
24				25																									500	24	
25				10					150																		15	100	530	25	
26									200																			150	500	26	
27				50					100																		40	150	650	27	
28				40		50			120			3															40	50	400	28	
29				25		100			100																		15	40	400	29	
30				50		50			150			2												25			100	500	30		
31				20		50			150			2															*	200	600	31	
32				20					100			5															15		500	32	
33				20		50			70			2															24	200	700	33	
34				50		50			200																			100	1000	34	
35				20					250			5																70	700	35	
36				10					120																			50	500	36	
37				10		50			150			3															10	20	100	500	37
38				15		50			100			2															30	70	600	38	
39				10					50			15																35	800	39	
40																														1600	40
	500			1091		450			4480			163										474			595		6515	28900			

\* This will include only such cheese as is made upon the farm. Milk sent to cheese factories will be regarded as milk sold off the farm.



State of *Missouri*, enumerated by me on the *14* day of *July*, 1870.  
*Samuel O. ...*, Ass't Marshal.

YEAR ENDING JUNE 1, 1870.

Cotton.	Wool.	Peas and Beans.	POTATOES.		Orchard products.	Wine.	Produce of Market Gardens.	DAIRY PRODUCTS.			SEED.			SUGAR.			BEES.		Forest products.	Value of Home Manufactures.	Value of animals slaughtered or sold for slaughter.	Estimated value of increase of stock, including betterments and additions to stock.							
			Irish.	Sweet.				Butter.	Cheese.*	Milk sold.	Hay.	Clover.	Grass.	Hops.	Hemp.	Flax.	Flax-seed.	Silk cocoons.					Maple.	Cane.	Molasses.	Wax.	Honey.	Dolls.	
Bales (450 lbs.)	Lbs.	Bush.	Bush.	Bush.	Dolls.	Gallons.	Dolls.	Lbs.	Lbs.	Gallons.	Tons.	Bush.	Bush.	Lbs.	Tons.	Lbs.	Bush.	Lbs.	Hds. (1,000 lbs.)	Gallons.	Lbs.	Lbs.	Dolls.	Dolls.	Dolls.	Dolls.			
25	26	27	28	29	30	31	32	33	34	35	36	37	38	39	40	41	42	43	44	45	46	47	48	49	50	51	52		
			15	20				300			20													150		500	1000	1	
			15	100				200			10													100		200	1500	2	
			150																							300	1500	3	
			30	50				200															40		100	700	4		
			10	50				200			3										10		50	50	50	50	600	5	
																												500	6
																												500	7
			20	50				200			10															100	1100	8	
				120				100			5																900	9	
			20	50				300			3												20	10	100	500	10		
			20					200																			1000	11	
																										100	800	12	
																												400	13
																											500	14	
			15					200			5										5		15		50	500	15		
			20	50				200																		50	600	16	
			40					140													100				150	700	17		
			12	20				100													25				50	600	18		
			15					120													20				50	600	19		
			15					120													20				25	600	20		
								800			8										150				100	800	21		
			25					160			5														150	600	22		
			15																		10				50	350	23		
			40					160																	75	500	24		
			10					100																	25	400	25		
	100		100	100				200			5												40		50	500	26		
			50					200																		40	500	27	
			25					200																		50	500	28	
			50					120																		50	500	29	
																											600	30	
																											600	31	
																											600	32	
			15					50													100			50	100	700	33		
			20	100				350													25			150	25	500	34		
				100																					20	500	35		
			15	100				300			7														150	600	36		
			10					350																		100	600	37	
			50	100				300			12														40	200	600	38	
								350																			200	500	39
																											50	400	40
	100		822		1010			6570			93									350			250		260	3260	26900		

\* This will include only such cheese as is made upon the farm. Milk sent to cheese factories will be regarded as milk sold off the farm.

SCHEDULE 3.—Productions of Agriculture in Febo Township, in the County of Hennepin, in the

Post Office: Clinton

Name of Agent, Owner, or Manager.	ACRES OF LAND.			PRESENT CASH VALUE.		Total amount of wages paid during the year, including value of board.	LIVE STOCK, JUNE 1, 1870.								PRODUCE DURING THE																			
	Improved.	UNIMPROVED.		Of farm.	Of farming implements and machinery.		Horses.	Mules and Asses.	Milk Cows.	Working Oxen.	Other Cattle.	Sheep.	Swine.	Value of ALL live stock.	WHEAT.		Oats.	Barley.	Buckwheat.	Rice.	Tobacco.													
		Wood-land.	Other unimproved.												Spring.	Winter.																		
	No.	No.	No.	Doll.	Doll.		Doll.	No.	No.	No.	No.	No.	No.	Doll.	Bush.	Bush.	Bush.	Bush.	Bush.	Bush.	Lbs.	Lbs.												
1	2	3	4	5	6	7	8	9	10	11	12	13	14	15	16	17	18	19	20	21	22	23	24											
1 Gray William A	200	60	40	600	200	300	4		4	5	20	20	700		200		1000	300																
2 Lindly David B	80	60		2800	200	200	2		3	6		2	300		200		300	360																
3 Maginnis Joseph	80	13	80	3500	150	150	3	2	6	8	55	21	750		421		1000	144																
4 Alexander David	65	40		2400	100	100	6	1	4	6	30	15	500		163		1000	200																
5 Young David	140	40		3500	250	250	4		4	1	30	30	500		110		600	100																
6 Young George W	150	125		5000	275	275	9	1	8	17	50	50	800		220		250	218																
7 Sney William	30	40	50	2400	200	200	3		7	4	16	8	400		100		500	50																
8 Stoney George	40	160		3000	200	200	3	1	4	6		12	400				300																	
9 Pickens John R	80	10		2500	200	200	4		4	3		18	400		1000		300																	
10 King Mahala P	20	20		1500	125		2		2	11	1	1	300				300																	
11 Crews John	100	90		5000	200	200	4	3	5	8	24	25	650		160		1000	600																
12 Dillow Thomas A	250	200	200	14000			1	3	3	5	14	22	600		300		1000	400																
13 Hovey John W	80			1500			2						200		200		2500	200																
14 Brown James	80			1800			2						150		100		250	200																
15 Pigg Howard L	80			2500			1	2					35	275		1500	200																	
16 Eosham Walter A	80	30		2500			2		1		80		300				700	300			25													
17 Glover Mattie	40	40		2500			2		4			10	200				500																	
18 Beauman Lazarus	1400	120	40	12500			14	1	4	8	18	35	1000		400		1200	100																
19 Hall James O	35	100		10000			3		1	5	6		325				300	80																
20 Turner Susan	85			1500			2		5	10	7	9	300		50		200	200																
21 Taylor Richard	109	19		6000			4	2	2	6		16	600				250	400																
22 Clark Alexander	80	40		4000			3		5	10	12	15	300				400	200																
23 McPherson Mark	50	80		3000			4		2		10	16	300				500	100																
24 Brickett William	20	60		2500	400	80	8	3	2	5	24	20	650				300	50																
25 Boyer Oliver	160	160	35	9000	500	500	4		4		100	9	500		1000		1000																	
26 Ruston Kemp	30	50	10	2500	400	350	3		8				4	275			500																	
27 Cook Hiram	130	25		6000	450	150	2		1	4	15	10	325		500		600	300																
28 Harrington Richard	40	10		2200	350	150	1	2	1	10		10	400		100		500	200																
29 East Nathaniel	90	100	187	7000	500	100	3		2	2	15	24	400		100		600	300																
30 McFall John A	25	30	50	2000	350	60	8		2	4	22	15	650		100		400	100																
31 Wiley James	80	160	80	10000	450	100	10		4	4	16	20	850				900	300																
32 Swindle John S	50	50		3000	400	100	4		4	6	10	20	40		120		500	200																
33 Monday James	60	70	110	5000	400	100	6		2	5	14	12	600		40		400	300																
34 Leaton Edward	100	90		4000	350	150	4		5	15		20	600		128		400	300																
35 Faith Ransom	30	60		3000	350	80	7		6	6	25	30	600		150		700																	
36 Beatty Mill F	100	75	100	7000	200		8		5	2	20	25	40	800		600	1000	300																
37 Shewalter Jacob	50	70	165	5000	100		8		7	2	10	20	500		80		300																	
38 Taylor Thomas	40	75	165	4500	100		5	3	4		10	10	600				900	30																
39 Jackson Alex	50	25	35	2000	150		5		4	1	5		400		75		750	400																
40 Linn James R	10	23		1000	175		1		1	2	10		300				300	40																
															4469	2321	1207	152000	7825	2190	171	25	132	14	206	668	618	18740	6074	25500	7022	100	25	008

State of Illinois, enumerated by me on the 18<sup>th</sup> day of July, 1870.  
Sam'l Bourn, Ass't Marshal.

YEAR ENDING JUNE 1, 1870.																									TOTAL VALUE.				
Cotton. Bales (450 lbs.)	Wool. Lbs.	Peas and Beans. Bush.	POTATOES.		Orchard products. Dolls.	Wine. Gallons.	Produce of Market Gardens. Dolls.	DAIRY PRODUCTS.			Hay. Tons.	SEED.		Hops. Lbs.	Hemp. Tons.	Flax. Lbs.	Flax-seed. Bush.	Silk cocoons. Lbs.	SUGAR.		Molasses. Gallons.	BEES.		Forest products. Dolls.	Value of Home Manufactures. Dolls.	Value of animals slaughtered or sold for slaughter. Dolls.	Estimated value of all farm produce including bot- tomens and addi- tions to stock. Dolls.		
			Irish. Bush.	Sweet. Bush.				Butter. Lbs.	Cheese.* Lbs.	Milk sold. Gallons.		Clover. Bush.	Grass. Bush.						Maple. Lbs.	Cane. Hhds. (1,000 lbs.)		Wax. Lbs.	Honey. Lbs.						
25	26	27	28	29	30	31	32	33	34	35	36	37	38	39	40	41	42	43	44	45	46	47	48	49	50	51	52		
											30															100	900	1	
							140				5															100	600	2	
			10		50		300				5															50	900	3	
																						20				100	700	4	
			30		50		300				20															750	1300	5	
			50		200		200				10											25				100	600	6	
			25				150															100				50	600	7	
							600				20											70				200	450	8	
	300				75		300				10											60				200	1000	9	
	100		20								10															900	300	10	
			100		100			250			6														100	200	700	11	
			50		20			200			10														100		800	12	
			40																									1400	13
			30																									500	14
																									40	40	600	15	
			20		50			200			5														100	100	500	16	
			150		50			200																	25	25	400	17	
			6					200			5											80			100	100	1000	18	
								100														40			50	50	400	19	
			40		50			70																	50	50	500	20	
			50		50			30														40			50	50	400	21	
																									40	40	400	22	
																									40	40	500	23	
			30				100	100	100																	200	500	24	
			50					50	80																	100	1400	25	
			10					60																		100	600	26	
			10					60			8											20			100	950	27		
			25					110														40			50	500	28		
			10		50			50			10														100	700	29		
			30		25			200			6														100	550	30		
			25		20			250			10														100	950	31		
			30					120																	80	500	32		
			20					300			10											40			150	650	33		
			50		15			300			8											300			150	700	34		
			25					300														40			50	550	35		
			40		25			300			10														200	1000	36		
			20					200			10														100	400	37		
			20					200			10											40			150	700	38		
			20		25			250																	100	500	39		
								120																	150	400	40		
300	1006	855			555		2090	4240			205														200	5025	27000		

\* This will include only such cheese as is made upon the farm. Milk sent to cheese factories will be regarded as milk sold off the farm.

SCHEDULE 3.—Productions of Agriculture in Tebo Township, in the County of Polk, in the

Post Office: Clinton

Name of Agent, Owner, or Manager.	ACRES OF LAND.			PRESENT CASH VALUE.		Total amount of wages paid during the year, including value of board.	LIVE STOCK, JUNE 1, 1870.							PRODUCE DURING THE YEAR.										
	Improved.	UNIMPROVED.		Of farm.	Of farming implements and machinery.		Horses.	Mules and Asses.	Milch Cows.	Working Oxen.	Other Cattle.	Sheep.	Swine.	Value of all live stock.	WHEAT.		Rye.	Indian Corn.	Oats.	Barley.	Buckwheat.	Rice.	Tobacco.	
		Wood-land.	Other unimproved.												Spring.	Winter.								Bush.
1	2	3	4	5	6	7	8	9	10	11	12	13	14	15	16	17	18	19	20	21	22	23	24	
1 <u>Calkins James H</u>	50	50	30	5900	400		2	4		8		35	450		200		500	300						
2 <u>Lutwidge Peyton</u>	70	40	30	4000	450		4	1	2	25	90	200	500		120		400	200						
3 <u>Fink Mark L</u>	100	160	100	9000	600	300	8	3	6	4	20	50	20	1100	400		900	150						
4 <u>Ovinella Joseph</u>	80	100		7000	450		6	4	2	8		16	350		100		500	580						
5 <u>Gastel Catharine</u>	80	10		3500	200		2	4				20	450		300		1000							
6 <u>Burroughs John Arthur</u>	80	20		3500	200		2	3	2	2		27	400		20		300							
7 <u>Wicks Miles</u>	90	60	150	7500	250		4	4		2		3	400		60		200	300						
8 <u>Warren John</u>	40	10		1500	200		2	2		5		14	300				100							
9																								
10																								
11																								
12																								
13																								
14																								
15																								
16																								
17																								
18																								
19																								
20																								
21																								
22																								
23																								
24																								
25																								
26																								
27																								
28																								
29																								
30																								
31																								
32																								
33																								
34																								
35																								
36																								
37																								
38																								
39																								
40																								
				590	450	300	41,000	2700	300	33	3	28	6	70	120	145	3950	1210	3900	1450				

State of Michigan, enumerated by me on the 16 day of July, 1870.  
Samuel C. ..., Ass't Marshal.

YEAR ENDING JUNE 1, 1870.

Cotton.	Wool.	Peas and Beans.	POTATOES.		Orchard products.	Wine.	Produce of Market Gardens.	DAIRY PRODUCTS.			Hay.	SEED.		Hops.	Hemp.	Flax.	Flax seed.	Silk cocoons.	SUGAR.			BEES.		Forest products.	Value of Home Manufactures.	Value of animals slaughtered.	TOTAL VALUE.		
			Irish.	Sweet.				Butter.	Cheese.*	Milk sold.		Clover.	Grass.						Maple.	Cane.	Molasses.	Wax.	Honey.					Dolls.	Dolls.
Bales (50 lbs.)	Lbs.	Bush.	Bush.	Bush.	Dolls.	Gallons.	Dolls.	Lbs.	Lbs.	Gallons.	Tons.	Bush.	Bush.	Lbs.	Tons.	Lbs.	Bush.	Lbs.	Lbs.	Hds. (1,000 lbs.)	Gallons.	Lbs.	Lbs.	Dolls.	Dolls.	Dolls.	Dolls.		
25	26	27	28	29	30	31	32	33	34	35	36	37	38	39	40	41	42	43	44	45	46	47	48	49	50	51	52		
			40					200																		50	600	1	
			10					60			4										16		30			150	700	2	
			10					300			10															200	1000	3	
			30		100			10																		50	800	4	
			20		160			2													12					50	600	5	
			25		300			4																		50	530	6	
			40		250																					100	500	7	
			10																									300	8
																													9
																													10
																													11
																													12
																													13
																													14
																													15
																													16
																													17
																													18
																													19
																													20
																													21
																													22
																													23
																													24
																													25
																													26
																													27
																													28
																													29
																													30
																													31
																													32
																													33
																													34
																													35
																													36
																													37
																													38
																													39
																													40
			185		810			576			14									15		28		30		650	5050		

\* This will include only such cheese as is made upon the farm. Milk sent to cheese factories will be regarded as milk sold off the farm.









State of Missouri, enumerated by me on the 30th day of August, 1870.

Scott B. Smith, Ass't Marshal.

YEAR ENDING JUNE 1, 1870.																										TOTAL VALUE.			
Cotton.	Wool.	Peas and Beans.	POTATOES.		Orchard products.	Wine.	Produce of Market Gardens.	DAIRY PRODUCTS.			SEED.					SUGAR.			BEES.		Forest products.	Value of Home Manufactures.	Value of animals slaughtered or sold for slaughter.	Estimated value of all farm production, including betterments and additions to stock.					
			Irish.	Sweet.				Butter.	Cheese.*	Milk sold.	Hay.	Clover.	Grass.	Hops.	Hemp.	Flax.	Flax-seed.	Silk coccons.	Maple.	Cane.					Molasses.	Wax.	Honey.	Dolls.	
Bales (450 lbs.)	Lbs.	Bush.	Bush.	Bush.	Dolls.	Gallons.	Dolls.	Lbs.	Lbs.	Gallons.	Tons.	Bush.	Bush.	Lbs.	Tons.	Lbs.	Bush.	Lbs.	Lbs.	Hhds. (1,000 lbs.)	Gallons.	Lbs.	Lbs.	Dolls.	Dolls.	Dolls.	Dolls.		
25	26	27	28	29	30	31	32	33	34	35	36	37	38	39	40	41	42	43	44	45	46	47	48	49	50	51	52		
			50					250																		435	1000	1	
			10					75																	50	75	800	2	
			50		200																					45	500	3	
			20																							30	800	4	
			100					600													60			60	200	1200	5		
			20					200															40		200	1000	6		
			20					300																	20	150	700	7	
								300			5															200	500	8	
			40					200													20				150	600	9		
			50					250			5										40		400		250	700	10		
								100																	200	750	11		
			10					300																	200	700	12		
																											1000	13	
								1000																			1200	14	
								1000			25														200	800	15		
			15					200																	150	900	16		
			50					75													80			100	1000	17			
			30					75			5										60			60	700	18			
			50					100																	500	600	19		
			12					120													20					450	20		
			30					100																	100	500	21		
			10					200																			450	22	
			15					100																			450	23	
								150																			1000	24	
																											750	25	
			20					100																	50	300	26		
			20					150																	50	500	27		
			10					200																	60	400	28		
			10					75																	60	600	29		
			40					120																	600	600	30		
			10																								700	31	
			40																								750	32	
			25																								500	33	
			20																								700	34	
			15																								750	35	
			5																								600	36	
			5					100																			400	37	
			20					250																40		1000	38		
			10					100																	50	1000	39		
			25					300																20		11200	40		
		867		200				6090		40		100		400		100		400		400		150		3615		29000		29000	

\* This will include only such cheese as is made upon the farm. Milk sent to cheese factories will be regarded as milk sold off the farm.

29000



State of Missouri, enumerated by me on the \_\_\_\_\_ day of \_\_\_\_\_, 1870.

Saml B Orem, Ass't Marshal.

YEAR ENDING JUNE 1, 1870.

1	2	3	POTATOES.		30	31	32	DAIRY PRODUCTS.			36	SEED.			40	41	42	43	SUGAR.		46	BEES.		49	50	51	TOTAL VALUE.				
			47	48				49	50	51		52																			
Cotton.	Wool.	Peas and Beans.	Irish.	Sweet.	Orchard products.	Wine.	Produce of Market Gardens.	Butter.	Cheese.*	Milk sold.	Hay.	Clover.	Grass.	Hops.	Hemp.	Flax.	Flax-seed.	Silk cocoons.	Maple.	Cane.	Molasses.	Wax.	Honey.	Forest products.	Value of Home Manufactures.	Value of animals slaughtered or sold for slaughter.	Estimated value of stock.				
Bales (450 lbs.)	Lbs.	Bush.	Bush.	Bush.	Dolls.	Gallons.	Dolls.	Lbs.	Lbs.	Gallons.	Tons.	Bush.	Bush.	Lbs.	Tons.	Lbs.	Bush.	Lbs.	Lbs.	Hds. (1,000 lbs.)	Gallons.	Lbs.	Lbs.	Dolls.	Dolls.	Dolls.	Dolls.				
25	26	27	28	29	30	31	32	33	34	35	36	37	38	39	40	41	42	43	44	45	46	47	48	49	50	51	52				
			15					150																		100	500	1			
			8					100														35				60	400	2			
	25		15					125																		45	500	3			
			New Farm																								1200	4			
			New Farm																								1500	5			
	50		15					200														40			100	400	700	6			
			New Farm																									750	7		
			40					300																			300	750	8		
	25		25					300														40			25	300	1000	9			
	50							200																		30	200	850	10		
			25					180																			150	650	11		
			10					180																			100	650	12		
	80		50					300																			100	600	13		
	600							300																		50	150	750	14		
			20					100																			125	600	15		
			20																								50	1200	16		
			20					150																			150	800	17		
								50																			50	600	18		
			50					200																			200	750	19		
								200																			200	900	20		
								400																		30	300	1200	21		
			20		50			300																			200	750	22		
	50		25					200																			150	750	23		
			15					300																			100	600	24		
	125		100					400																		50	400	1000	25		
	25		30					100																			50	700	26		
			15					100																			50	600	27		
			15					600																			300	1100	28		
	70		5					400																		50	200	900	29		
	70		10					400																		50	300	900	30		
								200																			100	650	31		
	25		20					175																			250	750	32		
			15					60																			60	500	33		
	40		30		100			400																			300	900	34		
																											40	400	35		
			10					120																			50	700	36		
	200		10		100			200																			150	750	37		
			20		50			300																			25	1350	38		
			20		50			400																				400	2500	39	
			15					75																				70	40	40	
1435		688		350		605																				635		6220		33350	

\* This will include only such cheese as is made upon the farm. Milk sent to cheese factories will be regarded as milk sold off the farm.

SCHEDULE 3.—Productions of Agriculture in White Oak Twp., in the County of Henry, in the

Post Office: Clinton

Name of Agent, Owner, or Manager.	ACRES OF LAND.			PRESENT CASH VALUE.		Total amount of wages paid during the year, including value of board.	LIVE STOCK, JUNE 1, 1870.							PRODUCE DURING THE YEAR.										
	Improved.	UNIMPROVED.		Of farm.	Of farming implements and machinery.		Horses.	Mules and Asses.	Milk Cows.	Working Oxen.	Other Cattle.	Sheep.	Swine.	Value of all live stock.	WHEAT.		Rye.	Indian Corn.	Oats.	Barley.	Buckwheat.	Rice.	Tobacco.	
		No.	Wood-land.												Other unimproved.	Dolls.								Dolls.
1	2	3	4	5	6	7	8	9	10	11	12	13	14	15	16	17	18	19	20	21	22	23	24	
1 <u>Wilson Saml</u>	100	80	220	8000	250		6		12	31	70	50	800		120		1000	600						
2 <u>Hunt Alex P</u>	60	20		1000			9		3				1650		200		800	100						
3																								
4																								
5																								
6																								
7																								
8																								
9																								
10																								
11																								
12																								
13																								
14																								
15																								
16																								
17																								
18																								
19																								
20																								
21																								
22																								
23																								
24																								
25																								
26																								
27																								
28																								
29																								
30																								
31																								
32																								
33																								
34																								
35																								
36																								
37																								
38																								
39																								
40																								
		160	100	220	9000	250	15		15	30	70	51	1450		320		1500	700						

State of Missouri, enumerated by me on the \_\_\_\_\_ day of \_\_\_\_\_, 1870.

Sam B. Owen, Ass't Marshal.

YEAR ENDING JUNE 1, 1870.

Cotton.	Wool.	Peas and Beans.	POTATOES.		Orchard products.	Wine.	Produce of Market Gardens.	DAIRY PRODUCTS.			SEED.			Hops.	Hemp.	Flax.	Flax-seed.	Silk cocoons.	SUGAR.		Molasses.	BEES.		Forest products.	Value of Home Manufactures.	Value of animals slaughtered or sold for slaughter.	TOTAL VALUE.	
			Bales (450 lbs.)	Lbs.				Bush.	Bush.	Bush.	Dolls.	Dolls.	Lbs.						Lbs.	Gallons.		Tons.	Bush.				Bush.	Lbs.
25	26	27	28	29	30	31	32	33	34	35	36	37	38	39	40	41	42	43	44	45	46	47	48	49	50	51	52	
			10					120																		45	750	1
			16					140													26					100	950	2
																												3
																												4
																												5
																												6
																												7
																												8
																												9
																												10
																												11
																												12
																												13
																												14
																												15
																												16
																												17
																												18
																												19
																												20
																												21
																												22
																												23
																												24
																												25
																												26
																												27
																												28
																												29
																												30
																												31
																												32
																												33
																												34
																												35
																												36
																												37
																												38
																												39
																												40

\* This will include only such cheese as is made upon the farm. Milk sent to cheese factories will be regarded as milk sold off the farm.