

SCHEDULE 3.—Productions of Agriculture in Center Township, in the County of Victoria, in the Post Office: Hermitage



Name of Agent, Owner, or Manager.	ACRES OF LAND.			PRESENT CASH VALUE.		Total amount of wages paid to laborers including value of board.	LIVE STOCK, JUNE 1, 1870.								PRODUCE DURING THE YEAR.									
	Improved.	UNIMPROVED.		Of farm.	Of farming implements and machinery.		Horses.	Mules and Asses.	Milch Cows.	Working Oxen.	Other Cattle.	Sheep.	Swine.	Value of All live stock.	WHEAT.		Eye.	Indian Corn.	Oats.	Barley.	Buckwheat.	Rice.	Tobacco.	
		No.	Wood-land.												Other unimproved.	Dolls.								Dolls.
1	2	3	4	5	6	7	8	9	10	11	12	13	14	15	16	17	18	19	20	21	22	23	24	
1 Banner Jas B	20			200	20		2					7	100											
2 Shroud Jas	20			200	20		3	1	1			9	220	14			100	20						
3 Bradshaw Nath	10			100	25			1	2	6		70					100							
4 Stockton Saml No	15	45		900	50		3					250		45			450	80						
5 Bradshaw Thos	10			150	30		3	1	1			5	125				250							
6 Sanders Jacob	35	88		1230	125		4	2	5	8	40	550		50			600						30	
7 Crane John R	27	53		800	125		3	1	1	11	16	300		53			210							
8 Robinson Jas No	20	200		1200	20		4	2	4	8	16	225		50			250						15	
9 Shroud Jesse	24	56		600	25		5	2	3	17	25	325		40			500						100	
10 Belmerich Fred	15	65		300	20		1	1	1			9	130	30			200		10				25	
11 Foster Wm	6	74		200	20		1	2	2			2	170				100							
12 Burton John No	15	25		250	30		3	5	2	7	16	14	450	45			200						30	
13 Keckman Julia	15	25		300	20		4	2	5			12	325				200							
14 Piper Jas	30	130		1600	30		4	3	4			9	225				800						300	
15 Wright Jas R	70	80	10	1500	250		2	7	8			29	420	80			1200	240						
16 Hobbs Eleaz	15	25		400	20		1	1				6	115				60							
17 Thompson Thos	50	10		500	30		2	1	1			6	160				200						20	
18 Brewster Walter	30	10		400	140		2	1	1			3	200											
19 Roberts Boren	10	150		250	50			1	3			14	75				50						100	
20 Millitraw Wm R	8			80	30		2	2	4	10	11	250		21			150						50	
21 Erwin Kate R	6			60	50		1	3	2	10	62	7	400				30						30	
22 Jordan Cammel	30	90		600	25		2	1	1			9	150				200							
23 Sumner Benj F	20			200	25		3	1	1			7	225				300							
24 Hinkle Wesley	13	147		250	20		2	3	5	6	11	225		20			75						100	
25 Blackwell Wm F	20	220		1200	75		3	3	7	20	40	315		95			1200						300	
26 Campbell Wm F	50	130	50	1800	60		5	6	24	24	18	710		68			400						200	
27 Wright Asa	30	130		320	25		7	4	2	9	13	24	470	117			80						20	
28 Wright Levi	30	130		350	70			4	2	11	11	16	250	75			100						600	
29 Pilsner Andrew	50	128		1500	30		3	3	5			10	265	50			100	100						
30 Halbert Joel B	50	360	200	6400	600	60	10	10	8	12	17	25	725	98			325	50						
31 Richardson Alex	60	75	65	2000	25			3	5			7	165	20			60						12	
32 Miles Geo A	60	160	100	3800	60		2	1	1				220											
33 Balkins Jas B	6	154		200	25		1	5	6	2		9	275											
34 Adams Geo N	7	153		200	35			1	2	2		13	155	55			300	100						
35 Eolinger Ru P	8	152		480	75		3	3	6	7	12	305		3			50	75						
36 Sanders Wm W	30	250		1680	20		4	3	4	19	25	465		72			500						50	
37 Newberry Geo B	20			200	100		2	1	1			20	220	116			75							
38 Taylor John	10	70		600	50		2	1	1			2	135	70			700							
39 Blackwell Saml	20	80		1000	100		1	1	2	3		9	200	50			400	80						
40 Ritchey Loraine	40	120		1200	60		1	1	3	2	3	20	18	375	48		250							

Handwritten notes and calculations at the bottom of the page, including a list of numbers: 1035, 115, 160, 110, 60, 97, 13, 93, 14, 110, 170, 27, 16, 135, 274, 100, 160, 745, 10, 110, 142.

State of Missouri, enumerated by me on the 9, 10, 11, 12, 13, 15 & 16 days of August, 1870.

M. J. Steinhilber, Ass't Marshal.

YEAR ENDING JUNE 1, 1870.																									TOTAL VALUE.							
Cotton. Bales (50 lbs.)	Wool. Lbs.	Peas and Beans. Bush.	POTATOES.		Orchard products. Dolls.	Wine. Gallons.	Produce of Market Gardens. Dolls.	DAIRY PRODUCTS.			Hay. Tons.	SEED.		Hops. Lbs.	Hemp. Tons.	Flax. Lbs.	Flax-seed. Bush.	Silk cocoons. Lbs.	SUGAR.		Molasses. Gallons.	BEES.		Forest products. Dolls.	Value of Home Manufactures. Dolls.	Value of animals slaughtered or sold for slaughter. Dolls.	Estimated value of all farm produce, including bet- terments and addi- tions to stock. Dolls.					
			Irish. Bush.	Sweet. Bush.				Butter. Lbs.	Cheese.* Lbs.	Milk sold. Gallons.		Clover. Bush.	Grass. Bush.						Maple. Lbs.	Cane. Hhds. (1,000 lbs.)		Wax. Lbs.	Honey. Lbs.									
25	26	27	28	29	30	31	32	33	34	35	36	37	38	39	40	41	42	43	44	45	46	47	48	49	50	51	52					
																											50	50	1			
	4																										100	175	2			
																											50	100	3			
																											75	400	4			
																											50	175	5			
	10		10					50																			100	560	6			
	10		10																								100	300	7			
	10		4					50																			100	300	8			
	15		30					100																			100	400	9			
			30					50																			100	275	10			
								50																			50	105	11			
	19							100																			25	100	225	12		
								50																			75	50	275	13		
			30					50																			100	600	14			
			25		10			200			2																120	1060	15			
											1																50	10	90	16		
			5		10			50			1																10	50	200	17		
					10			25			4																50	150	18			
			10					25			1/2																15	75	95	19		
	15		15					25			5																5	75	235	20		
	33		10					50			15																15	100	190	21		
			30	5				150			2																100	285	22			
																											25	75	265	23		
	4		25					100			10																82	50	225	24		
	24							100																			40	50	10	100	930	25
	36		50					150			6																30	25	75	575	26	
	44		10					100																			36	50	100	360	27	
	35		70					60																			70	50	100	525	28	
			8					100			1 1/2																40	25	15	75	300	29
	30		25		100			150	30		20																60	230	1000	30		
			10		10			100			5																	25	100	250	31	
																													75	75	150	32
			15					125			2																25	50	50	100	33	
			20					50			2																50	10	30	230	34	
	8		20					200			10																	140	50	250	35	
	44							50																				25	25	90	270	36
			10																									10	40	200	37	
								100																				25	25	100	550	38
											6																		200	150	471	39
	26		40					200																				20	50	100	400	40

* This will include only such cheese as is made upon the farm. Milk sent to cheese factories will be regarded as milk sold off the farm.

269 510 240 240 30 24 269 275 275 155 295 225


SCHEDULE 3.—Productions of Agriculture in Center Township, in the County of Hickory, in the Post Office: Hermitage



Name of Agent, Owner, or Manager.	ACRES OF LAND.			PRESENT CASH VALUE.		Total amount of wages paid during the year, including value of board.	LIVE STOCK, JUNE 1, 1870.								PRODUCE DURING THE YEAR.								
	Improved.	UNIMPROVED.		Of farm.	Of farming implements and machinery.		Horses.	Mules and Asses.	Milk Cows.	Working Oxen.	Other Cattle.	Sheep.	Swine.	Value of all live stock.	WHEAT.		Rye.	Indian Corn.	Oats.	Barley.	Buckwheat.	Rice.	Tobacco.
		No.	Wood-land.												Other unimproved.	Dolls.							
1	2	3	4	5	6	7	8	9	10	11	12	13	14	15	16	17	18	19	20	21	22	23	24
Adams Wm H	12	93		350	20		2	1	1	2	8	110		12	50								25
Headlin Loretta	30	13		640	60		7	4	2	9	31	28	1000		75	400							100
Kearney Jas	26	140		370	30		3	2	2	2	9	30	425		90	300							50
Barthe John	5	75		400	60		2	2	2	2	4	16	20	400		35	80						12
Bishop David	5	159		200	20		1					15	40			50							
Cooper Philip	15	145		200	40		2	2	2	2	7	7	185		25	50							
Marshall Jas W	6			60	20		2	1		3	5	6	170		15	50							
Oliver John	13	150		150	100		2	1		2	11		260		23	100							
Marshall S	15	145		250	50		3	1	2	1		11	300		12	100	50						500
Doak Robt F	30	210		600	20			2		1			65		40	25							100
Hill Wm B	50	120	50	2500	200	200	4	2	6	2	10	19	26	700	400	500	400						500
Rivett Jelle W	25	22	20	400	60		3	7	2	9	25	28	550		100	60							
Brakebill Jas	50	100	50	1500	175		8	3		3		30	650			800	500						2000
Cooper Wm J	70	215	90	3500	200	150	5	6		15	50	8	435	500	400	400							
Kirby Eliza	90	90	60	300	250	300	4	3	2			1	450		40	300							
Breshears Levi	50	170	20	2500	150		7	6		10	40	30	675	106	200	106							
Liggett Eliza	50	50	90	2500	60		6	3		3	28	20	475	40	350								
Hedge Anderson	45	15	15	1600	75	25	5	4	2	4	24	25	700	118	300	30							130
Brown John S	50	40	70	1600	50		6	5	6	2	13	33	20	1160		500							40
Walker Marcus	30	129		1000	125		2	4		4	24	12	275	49	350								50
Davis John W	7	76		100	20		2	1		2	7	10	165		40								
Topping Chas E	40	30	90	1200	100	50	2	3	2	5	40	11	425	44	300								
Dickinson N W	60	100	40	1400	200	25	2	5		8	19	15	435	200	500	150							
Teruggs Wm W	40	250		2400	50		2	1	3		15	25	400	108	600	200							
Nanc Ed S	25			250	25		2	1		2	1	6	170	7	50								1000
Jenkins M L	30	130		1400	200	50	7	2	5		14	22	20	1000	30	500	50						100
Davis Alex	3	117		240	20		3	2		2	8	4	250										
Martin Wm W	9	71		800	50		3	2	2	1		4	405		100								100
Daniel John	60	20		600	100		4	3		7	29	35	525	47	500								1000
Daniel B L	100	60		2000	150	50	10	4		8	32	29	700	180	290	40							3000
Black Robt W	20	60		800	50		3	2	2	3		7	400		20								150
Reeder Perry	200	50		6000	150	300	19	3		12		30	1130	160	1000								
Thrig Geo W	8	52		300	75		3	1		1	10	2	200		75								
Trease John J	14	146		300	20		1	2		2	20	12	120		200	30							
Routh Francis	30	10		200	125		5	2	2	3	12		500	10	600	80							20
Miller John	28			280	20		6	2		1	4	15	350	50	50								
Breshears John	50	203		2200	250		10	3	6		16	25	20	1050	40	300							
Breshears Alex	50	120		1450	250		13	6	5		10	26	20	1900		300	300						
Breshears M	55	260		2600	250		6	4	5		8	16	20	1000	60	200							
Cheser Jos	22			150	100		2	3		2		15	150	16	50								

Handwritten notes and calculations at the bottom of the page, including a large sum of 16776.71 and other figures.

SCHEDULE 3.—Productions of Agriculture in Center Township in the County of Wichita, in the
 Post Office: Hermitage



Name of Agent, Owner, or Manager.	ACRES OF LAND.			PRESENT CASH VALUE.		Total amount of wages paid during the year, including value of board.	LIVE STOCK, JUNE 1, 1870.								PRODUCE DURING THE YEAR.									
	Improved.	UNIMPROVED.		Of farm.	Of farming implements and machinery.		Horses.	Mules and Asses.	Milch Cows.	Working Oxen.	Other Cattle.	Sheep.	Swine.	Value of All Live Stock.	WHEAT.		Rye.	Indian Corn.	Oats.	Barley.	Buckwheat.	Rice.	Tobacco.	
		No.	Wood-land.												Other unimproved.	Dolls.								Dolls.
1	2	3	4	5	6	7	8	9	10	11	12	13	14	15	16	17	18	19	20	21	22	23	24	
1. <u>Presbears Amie</u>	40	40		200	20		2		2	3	14	10	200				50							
2. <u>Routh Owen</u>	10			75	20		1					1	2	60				50						
3. <u>Renderson Wm</u>	50	170		1500	75	50	15	7	11	2	24	40	18	1835	60		500							
4. <u>Alexander Robt</u>	10	70		800	50	15	2		2		2	1	14	150	12		300						25	
5. <u>M. Murray Paris</u>	14	146		200	25		2	1	2		3	9	11	120	15		250						100	
6. <u>Stephens Wm</u>	40	60		800	25		8		4	4	6	20	20	975	60		400	20					200	
7. <u>Walbert Thos</u>	50	150		1200	50		8	1	4	2	6	22	18	900	25		450						20	
8. <u>Harris Abram</u>	9	161		300	25	5	1	1	1		1		7	200	40								50	
9. <u>Wart Ambrose</u>	30	130		300	100		2		4		3	24	19	400	58		200						200	
10. <u>Davis Manuel</u>	15			150	50		2		1		1	5	10	150	14		50						250	
11. <u>Raugh Joseph</u>	20			200	75		6		3	4	3		6	600	60		50						50	
12. <u>Cassant Jacob</u>	100	140	100	3600	150	100	4	1	4		24	25	42	1070	248		600	100						
13. <u>Williams Isaac</u>	8	52		200	50	20	4		2		10	9	18	375	78		300	100						
14. <u>Brooks Alfred</u>	30			300	40		5	1	1	4	2	14	14	700	97		500						50	
15. <u>Coote John</u>	25	275		1420	25		7		7	2	15	48	20	1000	53		100							
16. <u>Brooks Henry</u>	50	330		1500	75		1		2	4	3		20	450			300						100	
17. <u>Williams Robt</u>	40	110		1500	150		7	11	5		12	20	28	1600	60		400						250	
18. <u>Williams Seth</u>	40	120		1600	200		5		2		3	14	8	410	6		250							
19. <u>Colasby Robt</u>	40	240		1500	150		5		2		3		20	450	113		50							
20. <u>Clark J B</u>	25	138		300	25	100	3		4		4		24	460	35		50						100	
21. <u>Elliot Paul</u>	8	32		300	20								4	16			100							
22. <u>Foust Thos</u>	7	153		200	100		2		1			2	6	150			100							
23. <u>Levin John</u>	50	66	4	1200	160	40	6		6		8	25	28	930	40		500	150						
24. <u>Wilson J T</u>	25	15		400	20	5	2		8		7	8	25	220	29		50	30					20	
25. <u>Walbert E F</u>	35	149		4200	450	150	6	1	3		6		8	530	62		70							
26. <u>Liggell Wm</u>	280	410	910	20500	650	200	2	3	7		25	10	35	1260	180		700	200						
27. <u>Wilson Gas R</u>	30	90		800	100	100	5		4	2	17	20	15	912	57		500							
28. <u>Glee Edward</u>	12	108		500	50		2				2		8	125			100							
29. <u>Jordan John</u>	15	65		400	60		2		2		2		2	160			150							
30. <u>Rash Wm P</u>	30	130		400	50		9		1	6	4	24	25	1160	28		200	50					150	
31. <u>Blackwell Ester</u>	60	120		1500	100		7	2	4	4	23	20	20	1500	35		500	150					150	
32. <u>Harlin Frank</u>	5	115		175	25		3		1		3	5	11	200	10		100						10	
33. <u>Blackwell S L</u>	25	215		2000	100		3	2	4		3	26	25	600	56		300						50	
34. <u>Freedman Selas</u>	9	157		300	60		1		3	2	5		3	325			150						60	
35. <u>Scarborough Luther</u>	30	130		1600	100		5	1	5	2	10	27	30	950	100		600	40					20	
36. <u>Evans Newton J</u>	20	26		400	20		2		1		2	7	12	210	10		50							
37. <u>Brooks Columbus</u>	25	95		600	50		3		3		8	7	18	350	75		500						10	
38. <u>Bartsh Donald</u>	26	24		750	75		5		4		4	12	15	2450	85		300							
39. <u>Holland Searcy</u>	40	120		1600	125	50	7		7		14	18	14	1200	52		300						20	
40. <u>Bradley Wm Jr</u>	40	80		1200	75		7		3	2	5	10	18	810	20		100							

Handwritten calculations and totals at the bottom of the page, including sums for columns 2-4, 7, 8-15, 16-24, and 23-24.

State of *Missouri*, enumerated by me on the *20th 25th 27th* days of *August*, 1870.

Michael Weikardt, Ass't Marshal.

YEAR ENDING JUNE 1, 1870.

	Cotton. (450 lbs.)	Wool. Lbs.	Peas and Beans. Bush.	POTATOES.		Orchard products. Dolls.	Wine. Gallons.	Produce of Market Gardens. Dolls.	DAIRY PRODUCTS.			Hay. Tons.	SEED.		Hop. Tons.	Flax. Lbs.	Flax seed. Bush.	Silk cocoons. Lbs.	SUGAR.		Maple. Lbs.	Cane. Hhds. (1,000 lbs.)	Honey. Lbs.	Forest products. Dolls.	Value of Home Manufactures. Dolls.	Value of animals slaughtered or sold for slaughter. Dolls.	TOTAL VALUE. Dolls.						
				Irish. Bush.	Sweet. Bush.				Butter. Lbs.	Cheese.* Lbs.	Milk sold. Gallons.		Clover. Bush.	Grass. Bush.					Maple. Lbs.	Cane. Hhds. (1,000 lbs.)													
	25	26	27	28	29	30	31	32	33	34	35	36	37	38	39	40	41	42	43	44	45	46	47	48	49	50	51	52					
1		30						150																		25	80	160	1				
2																											5	20	50	2			
3		75		12		25		200			3																70	40	125	650	3		
4								100																			14	15	75	300	4		
5		20		20				50																			30	30	50	200	5		
6		25		20				150			1																40	10	100	500	6		
7		22						200																			44	40	175	555	7		
8				6				50																			10		50	150	8		
9		40						150			1																	100	100	525	9		
10		6		16				50																			20	50	200	10			
11				30				150			10																	50	275	11			
12		75		15		25		200			6																75	155	1000	12			
13		10		20				100																			50	95	440	13			
14		25		30				150																			30	125	560	14			
15		60		10				200																	300	1000	100	100	900	15			
16				20				150																			50	125	400	16			
17		50		25		10		200			10																30	50	100	650	17		
18		20						150			15																800	50	200	50	100	900	18
19				10		50		150			2																30		75	250	19		
20		9		40				150			5																36	25	110	300	20		
21				15				50																				85	85	110	21		
22		7		5				50																				50	110	22			
23		45		12				100			6																20	200	35	200	700	23	
24		26						150																				10	40	160	24		
25				25				150																				25	25	175	25		
26		20		50		20		250			15																70		210	1300	26		
27		16		40				200			5																100	25	75	600	27		
28																													20	50	120	28	
29				10				50																					50	140	29		
30		43		15				75																			20	100	500	75	100	400	30
31		38						200			5																100	500	50	100	300	31	
32				6				100																				12	10	100	200	32	
33		44						150																				33	75	80	425	33	
34				20				250																				20	80	15	200	34	
35		50		30				200																			35	60	250	175	150	900	35
36		15		10				50																					50	75	175	36	
37		13		30				100																				12	25	75	500	37	
38		30		25				100																			60	250	45	85	375	38	
39		30		25		200		150			6																10	20	100	725	39		
40		15		40				200																					40	75	250	40	

* This will include only such cheese as is made on the farm. Milk sent to cheese factories will be regarded as milk sold off the farm.

Handwritten notes and corrections at the bottom of the page, including numbers like 46, 47, 48, 49, 50, 51, 52 and various calculations.

SCHEDULE 3.—Productions of Agriculture in Center Township the County of Hickory, the
 Post Office: Hermitage



Name of Agent, Owner, or Manager.	ACRES OF LAND.			PRESENT CASH VALUE.		Total amount of wages paid during the year, including value of board.	LIVE STOCK, JUNE 1, 1870.								PRODUCE DURING THE YEAR.										
	Improved.	UNIMPROVED.		Of farm.	Of farming implements and machinery.		Horses.	Mules and Asses.	Milk Cows.	Working Oxen.	Other Cattle.	Sheep.	Swine.	Value of All Live Stock.	WHEAT.		Rye.	Indian Corn.	Oats.	Barley.	Buckwheat.	Rice.	Tobacco.		
		No.	Wood-land.												Other unimproved.	Dolls.								Dolls.	No.
1	2	3	4	5	6	7	8	9	10	11	12	13	14	15	16	17	18	19	20	21	22	23	24		
1 Elliot A. Co	15	105		800	25		3	1	1			11	160				400								
2 Skinner Wm	12	136		1450	75		2	1	2			15	230	15			200						100		
3 Gardner Geo W	30	105		900	120		3	3	2				185												
4 Jordan Jasper A	41	280		1400	75		14	6	6	10	20	20	1200	30			400	30							
5 Foust A Jackson	10	150		200	25		2	1	1	2		7	200				150								
6 Vanderman F	6	134		200	20		1	1	1			3	100				30						40		
7 Castlow Ed	35	125		1000	100		5	3	4	10	7	600		81			300	75							
8 Dodson Thos J	16	144		400	150		5	1	5	9	5	525		3			250						300		
9 Scovill John	15	705		500	125			5	6	4		8	600				150								
10 Jones A. C.	22	138		1250	25		4	1	1			6	400				800								
11 Blackwell Jas	23	137		1600	100		3	2	2	4		20	375	17			150						150		
12 Jones John C	25	175		2500	200	50	9	5	12	5	14	1155		50			700						50		
13 Jordan Wm J	30	130		800	75		2	1	2	10	57	250					50	50							
14 Bradshaw Wm	50	47		1000	125	20	5	3	5			25	500	16			440						40		
15 Lantford Jackson	50	190		2500	200		6	5	6	6	25	725		40			300	90					50		
16 Chancy F. M.	18	60		780	25		2	1	1	2		7	300	50			500						200		
17 Eby Matthias	10	150		200	25			1	3	9	4	175					200						125		
18 Pitts C. C.	13	147		250	100		4	3	4	9	5	500		22			200	40							
19 Burton Wm J	8	152		800	100		4	1			5	48	400				250						20		
20 Kroff Chas	130	470	100	7000	200	150	2	3	2	5		13	500	100			150	200							
21 Mc Kee H. H.	20	205	200	3000	150	50	5	1	4		7	50	665	60			300	40							
22 Dorman Wm E	90	70		2000	250	150	7	2	2	40			1200	150			200	50							
23 Edwards Sidney	35	85		1200	140		4	1			2	5	425											200	

Handwritten calculations and totals at the bottom of the page, including sums for columns 1-4, 7, 8-15, and 16-24.

State of Missouri, enumerated by me on the 11th 12th & 13th day of July, 1870.

William L. Snider, Ass't Marshal.

YEAR ENDING JUNE 1, 1870.

No.	Cotton. Bales (50 lbs.)	Wool. Lbs.	Peas and Beans. Bush.	POTATOES.		Orchard products. Dolls.	Wine. Gallons.	Produce of Market Gardens. Dolls.	DAIRY PRODUCTS.			SEED.			SUGAR.					BEES.			Forest products. Dolls.	Value of Home Manufactures. Dolls.	Value of animals slaughtered or sold for slaughter. Dolls.	TOTAL VALUE. Dolls.	No.								
				Irish. Bush.	Sweet. Bush.				Butter. Lbs.	Cheese.* Lbs.	Milk sold. Gallons.	Hay. Tons.	Clover. Bush.	Grass. Bush.	Hops. Lbs.	Hemp. Tons.	Flax. Lbs.	Flaxseed. Bush.	Silk cocoons. Lbs.	Maple. Lbs.	Cane. Hhds. (1,000 lbs.)	Molasses. Gallons.						Wax. Lbs.	Honey. Lbs.						
																														25	26	27	28	29	30
1		28		15					200																		64	349	1						
2									50																			250	2						
3				20					50	50																	25	200	3						
4		97		20		25			50	50																40	25	110	250	4					
5		6		10		25			50			12																50	300	5					
6				100					60																		16	16	325	6					
7		12		10					50																			48	250	7					
8		30		20					100			3														4	90	40	50	415	8				
9				15					50			2																5	30	174	9				
10		22		10					150																		10	25	55	325	10				
11		25		12					100			3															100	20	30	420	11				
12				10					50			6															30	40	325	12					
13		20		40		40			350	75		6															100	50	50	75	400	13			
14		6							50																				32	300	14				
15		23		25					300			2																10	75	625	15				
16		19		40					300																			50	80	475	16				
17				10					30			1																15	7	325	17				
18				30	16			4	80																		100			175	18				
19		10		10					200																			10	64	210	19				
20		34		20					200																				80	1475	20				
21									25																				25	130	21				
22				7					100																				60	225	22				
23		5							20																				30	125	23				
24		18		30					50																			14	20	96	608	24			
25		10		15					150																				25	48	425	25			
26		46	2	15					100			3																50	30	100	646	26			
27		10	2	2					50																			12	40	216	27				
28		22		10					100			1																60	120	571	28				
29		40		69					100	50																		60	50	200	610	29			
30				2					50																				30	50	375	30			
31		15							50			3																	15	60	210	31			
32		60		50					200			20	12																30	175	892	32			
33		100		20		50			300			15																30	100	75	310	1186	33		
34		18							50																					30	40	310	34		
35		16	1	40					100																					25	60	375	35		
36		10	2	10					100																					50	50	217	36		
37			3	40					50																					40	175	37			
38				14				5	25																				30	200	432	38			
39		60		40	30	200			300																				25	45	50	120	1213	39	
40		12		40	5				50																				5	20	10	80	419	40	
		475	14	801	57	315		9	1890	175		77	12																1256	34	1040	56	653	2921	17128

* This will include only such cheese as is made upon the farm. Milk sent to cheese factories will be regarded as milk sold off the farm.

State of Missouri, enumerated by me on the 14 & 15 & 16 & 18 & 19 day of July, 1870.

William J. Snierson, Ass't Marshal.

YEAR ENDING JUNE 1, 1870.

Cotton. Bales (450 lbs.)	Wool. Lbs.	Peas and Beans. Bush.	POTATOES.		Orchard products. Dolls.	Wine. Gallons.	Produce of Market Gardens. Dolls.	DAIRY PRODUCTS.			SEED.					SUGAR.			BEES.			Forest products. Dolls.	Value of Home Manufactures. Dolls.	Value of animals sold for slaughter. Dolls.	TOTAL VALUE. Dolls.							
			Irish. Bush.	Sweet. Bush.				Butter. Lbs.	Cheese.* Lbs.	Milk sold. Gallons.	Hay. Tons.	Clover. Bush.	Grass. Bush.	Hops. Lbs.	Hemp. Tons.	Flax. Lbs.	Flax-seed. Bush.	Silk cocoons. Lbs.	Maple.		Cane. Gallons.					Molasses. Gallons.	Wax. Lbs.	Honey. Lbs.				
																			Hhds. (1,000 lbs.)	Gallons.												
25	26	27	28	29	30	31	32	33	34	35	36	37	38	39	40	41	42	43	44	45	46	47	48	49	50	51	52					
	21		20																			3	20			80	425	1				
			15		15			50			1											14				110	262	2				
	8		80																							32	309	3				
	60		40	20	25			300														40	200	100	200	100	200	924	4			
	8		40					150														12			15	40	181	5				
			20																								100	6				
	40	2	70	10	75			500			4											50	4	50	100	250	1200	7				
	12		70	10				100														200				100	340	8				
	15		15					50														8	20	10	130	130	240	9				
	40		20		25			200															3	300	25	175	435	10				
																											500	11				
			15					150																		5	350	12				
								50																			113	13				
	70		15					100																			125	14				
	75		20					25																	50	96	519	15				
					20			50																			355	16				
	15	1						100															4	50	15		752	17				
			10	10				100																	20	30	100	453	18			
		2	10	20				150																			236	19				
			10	15				100																		30	118	582	20			
	95		30					50																		10	85	325	21			
	40		50		10			200			10													40	25	125	345	22				
	20		5					25																			150	669	23			
			9								1																8	66	285	24		
	35	5	3		8			10			6															70	360	608	25			
		3	10		75			20			12															100	40	480	26			
	50							50			10																160	1107	27			
			20		15			300																	100	25	120	175	28			
	40		8		10			300			10	5															160	1088	29			
								100			1																177	781	30			
	10							50			3															100	275	31				
	50		12		5			300			6															35	221	850	32			
	40		15					150			3															21	89	520	33			
	24		16					50			3															20	81	475	34			
	40		15		25			300			6	6														100	150	559	35			
	90		30		100			300			3															100	238	650	36			
	5		40					50																			72	260	37			
	30		8		25			50																		40	12	40	80	419	38	
	20		20	8				50																			75	48	310	39		
	20		15	20	5			150																			100	100	1119	40		
	864	13	776	113	438			4680			79	11														1799	15	897	20	1169	4053	19740

* This will include only such cheese as is made upon the farm. Milk sent to cheese factories will be regarded as milk sold off the farm.

SCHEDULE 3.—Productions of Agriculture in Green Township, in the County of Hickory, in the

Post Office: Elletts Missouri



Name of Agent, Owner, or Manager.	ACRES OF LAND.			PRESENT CASH VALUE.		Total amount of wages paid during the year, including value of board.	LIVE STOCK, JUNE 1, 1870.								PRODUCE DURING THE YEAR.								
	Improved.	UNIMPROVED.		Of farm.	Of farming implements and machinery.		Horses.	Mules and Asses.	Milch Cows.	Working Oxen.	Other Cattle.	Sheep.	Swine.	Value of ALL live stock.	WHEAT.		Indian Corn.	Oats.	Barley.	Buckwheat.	Rice.	Tobacco.	
		No.	Woodland.												Other unimproved.	Dolls.							Dolls.
1	2	3	4	5	6	7	8	9	10	11	12	13	14	15	16	17	18	19	20	21	22	23	24
Duncan Thomas	15	120	70	2250	100		1	1				15	100				200						
Watts Elizabeth	60	100		2500	125		6	1	2	2	3	20	650		50		300						
Lorman Michael	125	200		4000	200		22	7	7	2	25	25	20	2000		50		800	200				20
Witt William, Sr.	12	100		800	20		2	1	1	2		12	10	300		40		200	50				
Stewart Robert	45	15		800	38		2		1			10	12	110				150	15				
Whisper Lewis	40	85		1000	10		2		1			7	150				500	25					
Johnson Joseph, Jr.	50	110		2000	100		6		4	2	6	40	50	900		135		200	200		5		75
Dixon William, Sr.	30	170		3000	150		2		3	6	70	6	20	2000		200		200					
Matta Jacob	50	130		2000	125		4	1	3	4	1		50	475				500					
Delmont Eugene	65	90		2000	120		2		2			32	300		89		200						
Edmondson Thos.	12	68		800	5		1		1			13	21	75		104		175					50
Branon John, Jr.	45	155		1800	15		3		2		2	17	20	300		25		250					
Dawson William	14			140	10		2					9	22	175				200					
Elliott Martha	16	24		400	20		1		1		1	3	7	135				200					500
Chemler Stephen	12	28		150	25		2		1				11	170									
Ditwell Johnathan	40	120		1600	50		2		1		1	15	175		80	30	600						400
Taylor Edward	50	110		1500	40	15	2		2		1	6	25	200		15		500	50				200
Browder John, Sr.	60	210		3000	25	5	5		4		13	17	20	1000		140		300	50				50
Kersey Frank	18	22		400	25		2		2		1		15	175		18		200	125				
Standley Joseph	20	20		400	75		4		2	3			7	350		50		300					
Night Jasper	16	104		600	25		2		2	2		8	9	300				140	10				
Johnson William	30	70		1000	20		2		2		1	14	14	225		25		75					
Kissel Robert	60	100		1000	100		6		7	2		18	10	600				400	100				1000
Reaser Anna	15	25		800	10		1		2	2	1	4	3	175				75					
Easy John	20	90		500	125		5		2	4		3	25	11	400			150	200				
Darby Margaret, E.	20	90		1500	150		2		1			9	11	200				300	50				
Panos Samuel	32			300	15		1		1		2		7	150				200	100				
Ridale Joseph	20	40		400	50	20	2		2	6	1	7	7	550		22		200					
Jackson John	50	80	20	2000	60	90	3		6			11	14	12	575		27		250	170			
Green Seven, Jr.	17	73		500	15		1						9	75		12		50	10				
Shampbell Wm, Jr.	145	120		3000	200		12		2	10		15	23	20	1426		170		600	400			
Lindsay James	160	220	800	6000	300	30	19		3	11		44	16	20	2000		217		1500	600			1000
Darby Ezra, Jr.	80	340		6300	150	75	4		12	3	2	8		32	1190		56		1000	150			
Garous Aaron	30	170		600	50		1		1	2	1		12	200		40		200					
Martin Abel, Sr.	35	20		900	50		3		1		1	4	14	225		75		200	75				
Alexander Wm.	60	260		3000	100		4		2		5	5	18	250		230		500	100				
Arhart Henry	65	125		2000	125		5		5	4	10	26	17	700		95		300	100				
Kelton James, Jr.	75	85		3000	75		8		2	4	3	4	28	18	1246		208		250				30
Beasley Edward, Sr.	10	150		1000	70	30	4		2				1	150				25					
Fugate Benjamin	45	75		3000	100		1		3	6	7	29	24	575		175		300	450				40
	1784	4194	820	66340	2988	255	158	37	106	45	24	386	678	21152		2468	30	13690	3190	5			3365

SCHEDULE 3.—Productions of Agriculture in Green Township in the County of Hickory, in the

Post Office: Elkton Missouri



1	ACRES OF LAND.			PRESENT CASH VALUE.		7	LIVE STOCK, JUNE 1, 1870.								PRODUCE DURING THE YEAR.									
	Improved.	UNIMPROVED.		Of farm.	Of farming implements and machinery.		Total amount of wages paid during the year, including value of board.	Horses.	Mules and Asses.	Milch Cows.	Working Oxen.	Other Cattle.	Sheep.	Swine.	Value of ALL live stock.	WHEAT.		Rye.	Indian Corn.	Oats.	Barley.	Buckwheat.	Rice.	Tobacco.
		No.	Wood-land.													Other unimproved.	Dolls.							
2	3	4	5	6	7	8	9	10	11	12	13	14	15	16	17	18	19	20	21	22	23	24		
Darby Wm. H.	90	20	90	1200	100		3		2		1	19	7	325										
Darby George	70	45	5	2500	250		2	1	1					200				75						
Williams Samuel	30	40		900	100		2		1			8	6	100				100						
Sindsy John	60	180	20	4000	900	25	4		1		8	6	12	500	35			150	150					
Sindsy Amos	120	200	220	5000	5		6		4		9			600										
Nease Joseph	90	40	10	2000	150		5		5		1	8	18	575	60			400	50					
Sindsy James	50	110		2000	30		5		1			12	10	300	100			250	150					
Darby Ephraim	40	40	40	1500	75		4		3	2	1	7		275	100			900	50					
Glennell James	70	150		5000	150		6		4		4	16	13	650	208			200	200					
Beaser Solomon	200	160		6000	100		7		6		9	4	25	800	163			200	900					
Sindsy Abraham	120	160		4000	150		11		7	2	30	28	14	1560	185			700	900					
Cossait Francis	48	62		2500	100		4		1		7	22	11	400	250			100	200				50	
Ball James, Jr.	89			800	60		5		2			7	9	450	25			500	100					
Bowers Rachel	48	70	10	2000	10		3	1	4	2	8	13	14	600	60			200	300				30	
Bullard Andrew	9	31		900	40		2		1			8	14	275				30						
Darby Aaron	190	110		5000	200		8		7		2	3	18	805	56			500	200				75	
Darby Solomon	20	60		900	75		4		1		4	14	10	350	100			200	200					
Fugate Solomon	10	30		400	5		1		1			8	1	100				40						
Miliken Elis. R.	20	180		500	100		4		3			7	11	900	6	50		300	200				30	
Davis William	9	154		800	50		4		2		1	4	8	260		60		100	10					
Buckler Zadock, J.	35			500	100		2							200	18			25	6					
Matheson Jesse H.	9			90	40		1	1						75	2				10					
Morris Thos.	10	90		400	40		3		1				7	220		15		300						
Richardson Sandra	40	80		1200	100		6		1		1	11	10	475	36			400	50				50	
Gump Nancy	30	40		1000	50		4		1		1	12	12	375	31			100	100					
Gump John	80	80		800	75	100	9		3	2	5	19	15	750	21			950	100				50	
Gump John, Sr.	20			200	10		4		1			2	13	275				20	40					
Richey Benjamin	21	19		250	110		4		2		1			280				1000					300	
Richard John, W.	280	900		6000	900		7	9	7		5	36	30	600	300			1200	500					
Richard Meredith	290	900	125	7900	150		8	19	3		3	19	60	2500	200			1000	600				100	
Overshiner John	20	20		400	30		3	1	2		2		20	375	20			250	90					
Suttell Elizabeth	15	25		500			4		2		2		19	380	25			200	70					
Richard Senard	70	190		3000			4	1						180	50			400	80					
Pitts John, W.	70	280		3000	100	100	25	17	10	6	40	17	60	3000	200			500	100					
Zicker James B.	12	20		200	10		2		1				2	150				150						
Rupard Benjamin	35	65		500	25		1		3		2	12	12	175	100			800						
Rupard Erasmus	55	100		2000	100	50	8		1		3	20	20	450				200	50				100	
Ingles James	10	90		300	10		3		1		1		10	270				300						
Pitts Richard, W.	40	80		2000	50		14	1	2		9	6	11	800				100	10					
How William	75	85		2500	100		8	2	5		6	10	50	1000	51			700						
	2557	3493	465	79570	3350	275	210	48	102	14	166	352	570	21985	26	2574		12225	4231				785	

X 160

State of Missouri, enumerated by me on the 28th July & 2^d 3^d day of 28th July & 2^d 3^d August, 1870.

William G. Snidow, Ass't Marshal.

YEAR ENDING JUNE 1, 1870.

Cotton.	Wool.	Pens and Beans.	POTATOES.		Orchard products.	Wine.	Produce of Market Gardens.	DAIRY PRODUCTS.			SEED.			Hops.	Hemp.	Flax.	Flax-seed.	Silk cocoons.	SUGAR.			BEES.		Forest products.	Value of Home Manufactures.	Value of animals slaughtered or sold for slaughter.	TOTAL VALUE.						
			Irish.	Sweet.				Butter.	Cheese.*	Milk sold.	Hay.	Clover.	Grass.						Maple.	Cane.	Molasses.	Wax.	Honey.					Dolls.	Dolls.				
Bales (450 lbs.)	Lbs.	Bush.	Bush.	Bush.	Dolls.	Gallons.	Dolls.	Lbs.	Lbs.	Gallons.	Tons.	Bush.	Bush.	Lbs.	Tons.	Lbs.	Bush.	Lbs.	Lbs.	Hhds. (1,000 lbs.)	Gallons.	Lbs.	Lbs.	Dolls.	Dolls.	Dolls.	Dolls.						
25	26	27	28	29	30	31	32	33	34	35	36	37	38	39	40	41	42	43	44	45	46	47	48	49	50	51	52						
1	24		4					25																	10	70	220	1					
2					100						5																	284	2				
3	9				1			100			1																100	250	3				
4	11		30		5						10										12		10				12	356	4				
5																													125	5			
6	24	1	50					100			7										40				40	30	575	6					
7	34		12		50			50			3															30	40	325	7				
8	20		20					100																		20	50	375	8				
9	39		15		100			200			4										15				40	110	575	9					
10	10		30		20			200			12										40						100	743	10				
11	70		15		150			300			3																145	1200	11				
12	97		4	5	100			200			5																64	550	12				
13	16				40			50			6	6													25	100	575	13					
14	40		8	1	30			200			6																40	620	14				
15	10		6					50																	10	20	200	15					
16	2		5	5	20			100			2										30						80	561	16				
17	40		10					50			1																48	400	17				
18	20		5																										55	18			
19	20		46	6				200													10		5		50	100	697	19					
20	10		15	8	5			100																			50	32	800	20			
21			32					200			1						4				7					15	40	143	21				
22			10					10																			10	20	100	22			
23								200																				30	275	23			
24	18		10					50			4										10					20	72	675	24				
25	19		12		50			50																			20	30	470	25			
26	31		2		20		4	100																			40	100	800	26			
27	4	2	15					20																				25	450	27			
28			60					360																				220	750	28			
29	80		12		300			300			5															40	50	200	555	29			
30	97		10		100			300			12															20	17	150	40	260	1200	30	
31			15								2																	50	420	31			
32			4					25																				10	75	370	32		
33																												80	480	33			
34	41		20		20			300			10	12														20	1	12	60	30	250	1523	34
35																												8	25	275	35		
36	20		3					20																				10	80	550	36		
37	90		15		15			100																			15	12	100	40	115	480	37
38			10					25																				10	15	50	375	38	
39	15		15					100																				20	15	525	39		
40	70	3	15					300			10																	15	50	20	100	600	40
	801	6	535	25	1146		4	1485			159	18					4	10								6480	35	61	713	2962	19962		

* This will include only such cheese as is made upon the farm. Milk sent to cheese factories will be regarded as milk sold off the farm.

SCHEDULE 3.—Productions of Agriculture in Green Township, in the County of Hickory
Post Office: Elletts Missouri



Table with columns: Name of Agent, Owner, or Manager; ACRES OF LAND (Improved, Woodland, Other unimproved); PRESENT CASH VALUE (Of farm, Of farming implements and machinery); Total amount of wages paid during the year; LIVE STOCK, JUNE 1, 1870 (Horses, Mules and Asses, Milch Cows, Working Oxen, Other Cattle, Sheep, Swine, Value of all live stock); PRODUCE DURING THE YEAR (Wheat, Spring, Winter, Rye, Indian Corn, Oats, Barley, Buckwheat, Rice, Tobacco).

I do hereby certify that these are true copies of the original Schedules of No 9, of Tyler and Green Townships, in Hickory county Missouri and that they were made according to law and instructions.
William S. Snider
not W. D. Marshall

1330 3584 167 35700 2240 177 112 24 72 16 71 278 483 14844 1236 4 10000 4200 845

State of Missouri, enumerated by me on the 3rd of 26th 27th days of August, 1870.


William E. Snider, Ass't Marshal.

YEAR ENDING JUNE 1, 1870.

Cotton. (450 lbs.)	Wool. Lbs.	Fens and Penna. Bush.	POTATOES.		Orchard products. Dolls.	Wine. Gallons.	Produce of Market Gardens. Dolls.	DAIRY PRODUCTS.			Hay. Tons.	SEED.			Flax. Lbs.	Flax-seed. Bush.	Silk cocoons. Lbs.	SUGAR.		Molasses. Gallons.	BEES.		Forest products. Dolls.	Value of Home Manufactures. Dolls.	Value of animals raised on the farm and sold for slaughter. Dolls.	TOTAL VALUE. Dolls.				
			Irish. Bush.	Sweet. Bush.				Butter. Lbs.	Cheese.* Lbs.	Milk sold. Gallons.		Clover. Bush.	Grass. Bush.	Hops. Lbs.				Hemp. Tons.	Maple. Lbs.		Cane. Hhds. (1,000 lbs.)	Wax. Lbs.					Honey. Lbs.			
25	26	27	28	29	30	31	32	33	34	35	36	37	38	39	40	41	42	43	44	45	46	47	48	49	50	51	52			
1	20		7	7				200																	25	80	425	1		
2	28		2					30																		50	80	510	2	
3	17		20					50													15						80	480	3	
4	5		15					60													10						48	300	4	
5	14		20		2			30																			50	375	5	
6	15							40																			40	200	6	
7	60		9		10			100														31				30	80	600	7	
8	12		7					25														14				10	25	370	8	
9	70		30		150			300			10											20				40	300	120	9	
10	10		15					20			1																24	400	10	
11	15		30	10				25														15				8	50	375	11	
12	75		20	12	20			200			8																200	2975	12	
13		9	20					50																		40	200	800	13	
14	20		10	6	50			25			2											10				20	80	675	14	
15		1	25					100														25					96	500	15	
16	20		20	5				100																			80	375	16	
17	6							25														12				10	40	275	17	
18	10		50							240																	118	325	18	
19	25		15	15	30			10			10																200	2010	19	
20	20		10					100														20					40	300	20	
21	54		20		15			100																100		20	160	800	21	
22	24		10					50			2																25	70	500	22
23	8		12		30			15																			20	450	23	
24			8					150			4											10				25	100	600	24	
25			8					100														10					16	575	25	
26	18		20		30			100														343				40	75	675	26	
27	32		18					200	25		12													96		50	75	749	27	
28																													28	
29																													29	
30																													30	
31																													31	
32																													32	
33																													33	
34																													34	
35																													35	
36																													36	
37																													37	
38																													38	
39																													39	
40																													40	
	575	4	421	55	337			2225	25	240	52										1545		196		123	2454	16742			

* This will include only such cheese as is made upon the farm. Milk sent to cheese factories will be regarded as milk sold off the farm.

SCHEDULE 3.—Productions of Agriculture in Montgomery Township, in the County of Archery, in the Post Office: Trinity Mo.



Name of Agent, Owner, or Manager.	ACRES OF LAND.			PRESENT CASH VALUE.		Total amount of wages paid during the year, including value of board.	LIVE STOCK, JUNE 1, 1870.							PRODUCE DURING THE YEAR.											
	Improved.	UNIMPROVED.		Of farm.	Of farming implements and machinery.		Horses.	Mules and Asses.	Milch Cows.	Working Oxen.	Other Cattle.	Sheep.	Swine.	Value of All live stock.	WHEAT.		Rye.	Indian Corn.	Oats.	Barley.	Buckwheat.	Rice.	Tobacco.		
		No.	Wood-land.												Other unimproved.	Dolls.								Dolls.	No.
1	2	3	4	5	6	7	8	9	10	11	12	13	14	15	16	17	18	19	20	21	22	23	24		
1 Monroe John	40	40		500	80	40	4	3	2				12	500				100							
2 Moore Mary A	30	130		1600	50		5	5	2	6	20	20	500		130		300	120							
3 Boone Joel W	60	390		3000	100	50	4	13	2	16	85	23	500	50	80		600	150							
4 Reich John	200	300		8000	300		4	2					8	175	20		800	320							
5 Rowan Samuel	40	90	90	2000	20		2	1					8	200	80		60			2					
6 Hochstetler Christa	40	80	40	2500	100	60	4		3	5			8	350			200	60		2					
7 Gerber Christian	50	100	350	5000	150	40	3	14		18			9	1000	120		500	400							
8 Kelsphinstan John	18	14	128	2000	100		4	4		2	25	11	300		80		200	300							
9 McCall John W.	19			190			2							200	17										
10 Rowander Christian	67	40	98	2000	70	90			1					25											
11 Winger John	30		180	200	100	30	2	5		3	10	10	175		40		50	200					10		
12 Kempf David	12	149		400	60		2	3		2			8	500	50										
13 Bradshaw John	30			300	15		1						75		25		25								
14 Miller Moses P	15	175	70	1000	100		2	1					7	225	160		60	50							
15 Shockey Joseph	50		70	1200	20		2			2			5	200	70		150	100							
16 Owen Christian	40	40	40	1000	200		2	2		2			8	275	60		200	100							
17 Kempfle Henry	20		20	700	20		1	2		9			80		28										
18 Coffman John	20		20	700	25		2	1		2			5	175	25		160	40							
19 Shockey Benedict	16		24	600	40		2	2		1	6	9	300		55		200	60							
20 Shockey Jacob	25		55	800	50		2	2		2	8	1	250		60		100	40							
21 Kempf David	35			350	80	8	3	4		3	11	7	400		27		200	30							
22 Syler Simon	20	70	60	1000	15				1	2	2		2	125											
23 Jerome James	40		80	2000	100	500	2	8		3			5	300	30		100	20							
24 Coffman Joseph	40	40	80	1600	25	50	2	5		3			7	350	40		200	60							
25 Johnston William	12			120	20		2	2		2				180	7										
26 Waller James	60	60	140	3000	100	75	4	2	6	2	25	34	20	2900	57		200	100					20		
27 Gardner James	60	124	120	4500	300	200	5	1	5		3	12	14	700	40		600						40		
28 Arnt John	45	55	100	6000	125		4	2	3				13	600	97		200						160		
29 Hewitt John S.	5			50	10	30			2	4	1	8	8	250									50		
30 Parsons Henshler	40			400	10		1	1					5	75	30		100	60							
31 Paine Lavinia S.	220	200	225	6450	100	150	14	1	9	6	65	50	25	2200	180		200	200							
32 Kitzinger Joseph	40	40	380	9600	1000	250	9	2	18		35	110	15	2000	150		1500	50							
33 Linn Seb	8		72	1000	800		4	1					1	300	25		200								
34 Shockey	60			1200	100	50	8	3	2	4	12	10	1100		40		200								
35 Sumner Gideon	50	50	60	200	40		3	1	3		15	10	350				100								
36 Bennett Isaac	100	100	200	6000	150		5	4	4		6	35	12	1000	150		500	200							
37 Jordan Alexander	20			200	15		2	2	2		2	3	9	380			20								
38 Robinson Samuel	25		55	800	80		2							200	40			150							
39 Alpeach Almy	40			600			3	2						400	180	80	90	850	840						
40 Skinner Richard	75	160	125	2600	100	8	6	3	5		14	12	20	900	99		300	100					300		
	1857	2282	2747	33060	4216	1423	133	20	141	22	231	358	401	21800	200	2040	30	8700	3250		4		580		

2137

State of Minnesota, enumerated by me on the 13th 15th 16th day of August, 1870.

Joseph D. Greer, Ass't Marshal.

YEAR ENDING JUNE 1, 1870.

Cotton. Bales (450 lbs.)	Wool. Lbs.	Peas and Beans. Bush.	POTATOES.		Orchard products. Dolls.	Wine. Gallons.	Produce of Market Gardens. Dolls.	DAIRY PRODUCTS.			Hay. Tons.	SEED.			Hemp. Tons.	Flax. Lbs.	Flax-seed. Bush.	Silk cocoons. Lbs.	SUGAR.		Molasses. Gallons.	BEES.		Forest products. Dolls.	Value of Home Manufactures. Dolls.	Value of animals sold for slaughter. Dolls.	TOTAL VALUE. Dolls.	
			Irish. Bush.	Sweet. Bush.				Butter. Lbs.	Cheese.* Lbs.	Milk sold. Gallons.		Clover. Bush.	Grass. Bush.	Hops. Lbs.					Maple. Lbs.	Cane. Hhds. (1,000 lbs.)		Wax. Lbs.	Honey. Lbs.					
25	26	27	28	29	30	31	32	33	34	35	36	37	38	39	40	41	42	43	44	45	46	47	48	49	50	51	52	
			10																								75	
	90		15					50			11										8					20	100	
	60		20					75			12										30					50	150	
			30								5										40						200	
			30								5										26					40	300	
		1/2	40					50			20										22					60	400	
		2	100								8										20					100	400	
	30		10								10										20				10	110	100	
	10		100					50			2										40					25	50	
			100					50			2										40						25	
	20		50					40			4										15					25	40	
	15		40					50			6										25					50	100	
	20							40			2										20						70	
	25							40			1										20						350	
			15								4															80	300	
			10								6															10	310	
			10								4															18	50	
			15								3										15					20	25	
			3					40			6										15					36	50	
	8		20								8																100	
	24		20					20			12															60	20	
			10					160			1															75	200	
			15					30			5										48					18	100	
	50		6								5										40						75	
								30			2										26					30	20	
	50		20		35			500			6										40				30	40	100	
	80		50					200			14										20				30	130	75	
			20								4		5								20					60	75	
			100			5		50													40					30	150	
			20					20													30					10	210	
	60		35		12			50			15										40				30	130	1000	
	600		100		200	4		800			24	2									80	10	100		75	500	2000	
			15								4															20	150	
	20		20					100			10															22	100	500
	20		10		100			50			3														10	100	400	
	75		38		200	50		150			40													100	20	100	1000	
			8					50			3															40	100	
			10					100			8																300	
			50					100																			500	
	28		20		10			900																	100	70	500	
	1.180	2 1/2	1.180		527	59		2495			27	2	5							10				300	227	2136	11368	

* This will include only such cheese as is made upon the farm. Milk sent to cheese factories will be regarded as milk sold off the farm.

SCHEDULE 3.—Productions of Agriculture in Main Township, in the County of Hatchery, in the Post Office: Dunaway Mo



Name of Agent, Owner, or Manager.	ACRES OF LAND.			PRESENT CASH VALUE.		Total amount of wages paid to hands including value of board.	LIVE STOCK, JUNE 1, 1870.								PRODUCE DURING THE								
	Improved.	UNIMPROVED.		Of farm.	Of farming implements and machinery.		Horses.	Mules and Asses.	Milk Cows.	Working Oxen.	Other Cattle.	Sheep.	Swine.	Value of all live stock.	WHEAT.		Rye.	Indian Corn.	Oats.	Barley.	Buckwheat.	Rice.	Tobacco.
		No.	Wood-land.												Other unimproved.	Dolls.							
1	2	3	4	5	6	7	8	9	10	11	12	13	14	15	16	17	18	19	20	21	22	23	24
Dent Josiah	20	80	60	2000	100	25	5	1	3	2	1	8	11	100				160					
Wolton John A	40	40	40	1200	125	25	5		3	2	5		12	475	87			150	25				
Paxton Amos M	65	76	115	2560	225	95	7	2	9	2	19		8	1200	307			720					
Mansley George	40	40	40	1200	50	6	1		4	2	10		10	300	20			150					
Paxton Ira J.	6	123		750			1			2	1			175	40			60					
Paxton Ethan	75	100	25	3200	125	150	5	7	5		23	30	8	1275	125			750					
Paxton Amos	100	190	190	3800	175	100	4		5		14	23	10	700	140	54		500	50				
Davidson Lucy	17	43		700	40		2		1		1		8	160				100	15				
Sherman Newton	35	50	75	2000	100	35	2		12		15		8	500	65			400	40				
Hilliard Hollis W.	15	145		1000	50	7	2		1		2		6	275				80					
Davidson Alfred L.	80	65	65	3000	100	200	7	1	3		10	23	10	1000	100			500	200				
Davidson John H.	10	40	80	1500	100	20	2		2		2		13	300				80					
Paxton Hugh	40	60	96	3000	75		4	1	5	4	18	3	11	1000	122			400	180				50
Kozirows Andrew	20	100		600	80		3	2	3	7	6	15	6	600				200					
Wiegand Labrous	30			300	30				2	2	2	23	10	150				80	50				25
Paxton James	25	15		800	80	25	1	4	3	2	2	6	13	300	52			300					
Bastick Henry	30	90		1200	100	30	4	4	3		3	20	18	700	24			500	20				30
Bastick George	50	61		700	125		4	1	3		1		8	400	60			150	60				50
Bastick Jacob	25	105		1800	75	50	4	3	5		6	16	9	600	137			130	75				20
Walker Samuel	100	130	100	6000	400	100	13	6	6	2	15	74	24	2500	200	26		720	400				
Dent Ephraim	40	80	45	2000	130	15	5	4	6		8	15	18	1300	70			250	30				
Murphy John	40	50	30	1000	50				4	2	8		30	300	46			250					
Williams James D.	40	160		2000	1000		12	9	4	2	6	9	12	2500	40			200					
Bastick James	10			100	10		2		3	2	3	6	28	350	14			100	60				100
Coates Joseph	100	100	120	4000	100	100	2	2	7		25		20	700	8			200	60				
Paxton James	40	40		1200	175		1		2					150	20			100	40				
Jordan William R.	48	72		2000	125		6	2	2		14	20	10	800	71			700	86				
Bushley Henry C.	40	50	120	9000	75	100	7		3	2	6		30	600	80			30					
Pappins William	30	50		600	10		2		2		2		20	190	45			100					75
Jordan William W.	40	130		1000	100		10		3		14	20	22	1500	107			500					
Bushley William	12	25		200	10		2		1		1			190				50					40
Bushley Andrew	50	110		1600	150		6	4	1		1	25	10	600	137			50					
Chrig George	12	28		300	15		7		3		5	1	8	500	35			100					500
Bushley Moses	10	40		700	10		3		1		1	6	18	250	20			30					
Mathews Joseph A.	20	60		300	20		3		3		2	6	4	300				100					
Alexander Willie	40	50	30	2000	125		8		9	4	14	30	30	1500	60			500					500
Coates Ellis S.	15	157		200	25		3		2	2			4	200									
Koyle Matthias	10	150		500	10				3	2	1		15	200				100					60
Reaney James H.	30	50		400	25		4		2		2	8	52	500	30			200	200				
Hunter John	20	120		500	30				2		2		5	100	20			100					40
	1490	3068	1281	54110	4280	1020	158	40	146	42	272	357	520	25040	2282	80		9710	1671				1290

State of Missouri, enumerated by me on the 11th 16th 18th day of August, 1870.

Joseph D. Greer, Ass't Marshal.

YEAR ENDING JUNE 1, 1870.																									TOTAL VALUE.			
Cotton.	Wool.	Peas and Beans.	POTATOES.		Orchard products.	Wine.	Produce of Market Gardens.	DAIRY PRODUCTS.			SEED.			SUGAR.					BEES.		Forest products.	Value of Home Manufactures.	Value of animals slaughtered or sold for slaughter.	Estimated value of stock, including additions to stock.				
			Irish.	Sweet.				Butter.	Cheese.*	Milk sold.	Hay.	Clover.	Grass.	Hops.	Hemp.	Flax.	Flax-seed.	Silk cocoons.	Maple.	Cane.					Molasses.	Wax.	Honey.	
Bales (450 lbs.)	Lbs.	Bush.	Bush.	Bush.	Dolls.	Gallons.	Dolls.	Lbs.	Lbs.	Gallons.	Tons.	Bush.	Bush.	Lbs.	Tons.	Lbs.	Bush.	Lbs.	Hds. (1,000 lbs.)	Gallons.	Lbs.	Lbs.	Dolls.	Dolls.	Dolls.	Dolls.		
25	26	27	28	29	30	31	32	33	34	35	36	37	38	39	40	41	42	43	44	45	46	47	48	49	50	51	52	
	8 1/2		20					50													60					30	300	
			15		15			300			2										20					80	500	
	18		15		50			200			13															96	750	
			8		10			50																		30	300	
			20		12 1/2																80						1500	
	40		25		25			300			18															96	700	
	40		40		125			300			6										450	25-100			15-100	900	700	
			25	6				50			2												30			10	700	
		4	60	5	100			200	200		7										850					100	1000	
			40					50			2												50			10	150	
	50		75	30	250			300			5										300	5-250				275	1000	
			25					200			3															29	26	250
	6		60		50			365			6															220	1000	
	13		20					50			1															100	400	
	39		20					50			6										35					26	80	400
	17	1	30					200													40					10	60	500
	35		20					150			2										40					20	100	800
			40	4	5			100			4															100	500	
	35		40		5			200													100					15	40	700
	80		80		125			800			8	3									160	12-200			34	240	1200	
	35		40		25			300			8										80					25	100	900
			20		25			100													15		50			50	250	200
	18		15					200			8										45					120	400	200
	6		4					50															20			70	200	200
								300			8																45	500
			10		25			100			1															15	300	300
	43		20		25			600			18															90	1000	1000
			40		50			250																		100	500	500
			15					50													22					100	250	250
	24	1	12					500			2															18	60	700
			10					40																		20	100	100
	20	25	12					20			2												2	40		10	50	250
	20		40					150			2										30					50	400	400
	9							100													75					10	20	150
	8		10					100																		10	60	100
	44							400													80					25	175	600
								100															10			10	100	100
			10					100			2															30	100	100
	12		35					100			2										22		25			15	40	300
			20					2			2										70					30	200	200
	40	605	6	94	35	922		747	2000		140	0								115	9	1460	34	765	263	2996	18080	

* This will include only such cheese as is made upon the farm. Milk sent to cheese factories will be regarded as milk sold off the farm.

SCHEDULE 3.—Productions of Agriculture in Montgomery Township, in the County of Hutchinson, in the Post Office: Quincy, Mo.



Name of Agent, Owner, or Manager.	ACRES OF LAND.			PRESENT CASH VALUE.		Total amount of wages paid during the year, including value of board.	LIVE STOCK, JUNE 1, 1870.								PRODUCE DURING THE YEAR.								
	Improved.	UNIMPROVED.		Of farm.	Of farming implements and machinery.		Horses.	Males and Asses.	Milk Cows.	Working Oxen.	Other Cattle.	Sheep.	Swine.	Value of all live stock.	WHEAT.		Rye.	Indian Corn.	Oats.	Barley.	Buckwheat.	Rice.	Tobacco.
		No.	Wood-land.												Other unimproved.	Dolls.							
1	2	3	4	5	6	7	8	9	10	11	12	13	14	15	16	17	18	19	20	21	22	23	24
Cronk Edward	30	50		400	25		1	1	1				4	225		30		100	50				
Cobles John D	20	20		400	50		2		2				6	250		25		100	90				
Harper James	16	29		400	25		5		1	2			15	400		60		100					
Harper Jacob	16	39		500	50		2		3	2	5	12	15	300		60		100					
Hargyman Christoph	40	159		2500	125	20	7		5	2	9	71	12	800		50		2000	500				
Biddle David	45	115		1600	15	7	7		1		1		10	125				50	150				
Gibbs James M.	30			300	15		1		1	2			1	200				200	200				
Bennard Thomas	35	5		600	75		4		4		2	7	11	400		18		350	40				
Gova Fountain	25	75		2000	125		8	4	6	2	16	40	30	1500		19		1000	150				100
Cogle John C.	80	110		3000	130		2		4				4	250		30		100					
Bennard William	50	159		2500	125		5		6		5	3	30	400		90		400	200				
Hickell Joseph	40	64		700	15		2		2		1		10	250		53		4	400				
Couch Nancy	70	90		2000	20		5		7	2	9	15	19	700				400	120				
McDowell James	40			400	15		2		2				1	200		40		100					
Edger Levi	30			400	125		4		1				1	300		50		200					
Bennard Mansfield	100	100	80	9000	125		7	1	5	2	17	19	25	1000		78		600	300				
Robinson Lewis	18	62		800	10		2		2		1		7	200				200					
Stevens Abile	10	30		800	100		3		2		1		1	200				150					
Kearney James	25	54		800	100	15	4		1		3		6	900				300					
Cross James	40	120		1600	100		2		6		7	20	12	350		124		800					
Chancellor Patrick	11	64		400	15				4	2	4	14	14	200		100		200	100				
Telford James M.	65	135		3000	150		6		6	2	7	23	25	1000		262		500	96				
Telford Joseph	29	136		1500	25		5		4		10		13	400		80		125					
Hart Eliza	40	160		1000	100		10		6	2	4		12	1100		100		200					
Doran Matthew	15	65		400	25		3		2	2	1	19	9	500				100					
Smith Thane	12			120	25		2		2		1	6	6	250				90					
James Daniel	15	115		400	30		1		2				10	200		40		200					
Moulton James A	20	100		600	25		2		2	2	2		25	300		80		100					
Boyer William	14	60		400	100		4		2				4	200		40		100					
Loey Phillip H	40	160		2000	100		11		5	4	25	25	20	1200		180		800					
Howard William F	30	130		2000	50		4		3		6	7	13	500		96		100					
Gibbs William	80	50		800	100	50	2		4		7		15	800		85		200					
Miller Napoleon	5	135		500	80				1	2	4		12	150				50					
Driggs John F	6	74		500			2		1		3		4	225		40							
Bangler Samuel	5	35		150	20		2		1				3	200				100					
Cook John D.	200	1100		13000	175	900	5	1	4		4	7	31	200		200		900	820				
Henry Franklin	35			380	10		1		3				3	200				40					
Permynder John	20			200	125		3		1				4	200	30			100					
Schindler Daniel	60	160		2500	100	50	4		4		3		5	400		66		100	190				
Paine Matilda	40		160	2000	10				2	2	4		7	200									
		1507	3819	400	57100	2125	5720	40	7	17	26	164	262	405	16575	30	2100	4	9815	2946			100

State of Missouri, enumerated by me on the 18th 19th 20th 21st 22nd 23rd 24th 25th day of August, 1870.


Joseph D. Over, Ass't Marshal.

YEAR ENDING JUNE 1, 1870.

Cotton. Bales (50 lbs.)	Wool. Lbs.	Peas and Beans. Bush.	POTATOES.		Orchard products. Dolls.	Wine. Gallons.	Produce of Market Gardens. Dolls.	DAIRY PRODUCTS.			Hay. Tons.	SEED.		Hops. Lbs.	Hemp. Tons.	Flax. Lbs.	Flax-seed. Bush.	Silk cocoons. Lbs.	SUGAR.		Molasses. Gallons.	BEES.		Forest products. Dolls.	Value of Home Manufactures. Dolls.	Value of animals slaughtered or sold for slaughter. Dolls.	TOTAL VALUE. Dolls.	
			Irish. Bush.	Sweet. Bush.				Butter. Lbs.	Cheese.* Lbs.	Milk sold. Gallons.		Clover. Bush.	Grass. Bush.						Maple. Lbs.	Cane. Hds. (1,000 lbs.)		Wax. Lbs.	Honey. Lbs.					
25	26	27	28	29	30	31	32	33	34	35	36	37	38	39	40	41	42	43	44	45	46	47	48	49	50	51	52	
			15					50			9										80					120	250	1
			10					100			2										75					40	200	2
			25					50																		50	250	3
	25		25					150													80					60	300	4
	100		30		50			200			1										25					70	600	5
			8		10			20			4										64						100	6
			20	6				50																		10	100	7
	14		15					200			3										18					60	250	8
	89		80		20			200			14														40	275	1000	9
			10		10			75			9															288	150	10
	6		20		50			150			9										20				150	450	11	
			5					100													20					10	300	12
	20		15		50			200																	80	900	13	
			10					50													80					20	50	14
			10					50													80					50	200	15
	50		30		25			200													18					100	600	16
	60		20					200													40					60	250	17
			15					100																		80	150	18
			10					50													44					20	150	19
	85		7					150													20					80	900	20
	30		10					200													20					50	400	21
	57		15					300			4												80	30	275	1000	22	
			10					200			3															150	300	23
			30					150													20					150	450	24
			18					100																		150	550	25
			9					100													40					20	100	26
			10					5																		70	150	27
			60					100			1															60	100	28
			10																		90					40	100	29
	50		20					150			6															90	600	30
	14		20					150																		80	200	31
			30					200			6															80	300	32
			20					50			20															30	100	33
			15					50			2															60	100	34
			8					5			3										40					20	100	35
	14		130	5	75						6	6													7	425	74	36
								150			3																100	37
			10					50			6															100	100	38
			40					200			7															50	300	39
								100			3										10					40	100	40
45	50	488	790	11	290			4605			106	6								305			40		77	3373	13,197	

* This will include only such cheese as is made upon the farm. Milk sent to cheese factories will be regarded as milk sold off the farm.

SCHEDULE 3.—Productions of Agriculture in _____, in the County of _____, in the
Post Office: _____



Name of Agent, Owner, or Manager.	ACRES OF LAND.			PRESENT CASH VALUE.		Total amount of wages paid during the year, including value of board.	LIVE STOCK, JUNE 1, 1870.								PRODUCE DURING THE YEAR.									
	Improved.	UNIMPROVED.		Of farm.	Of farms, farms, and machinery.		Horses.	Mules and Asses.	Milch Cows.	Working Oxen.	Other Cattle.	Sheep.	Swine.	Value of All live stock.	WHEAT.		Rye.	Indian Corn.	Oats.	Barley.	Buckwheat.	Rice.	Tobacco.	
		No.	Wood-land.												Other unimproved.	Dolls.								Dolls.
1	2	3	4	5	6	7	8	9	10	11	12	13	14	15	16	17	18	19	20	21	22	23	24	
Carter Allen C.	20	100		200	10		2	2	2	1		4	125		30		100							
Carter Calvin C.	25	15		300	15		1		1	2	2	6	3	175		25		100						
Quigg John W.	175	880		2995	250	100	7	6	6		20	20	10	1000				500						
Bird George	40			400	25		2		1				1	200		30		200						
Lord Thomas	40			400	80		3		3	6	2	4	6	800		35		80	100					
Lord James	40	5		900	25	50	3		2		3	15	10	350		30	15	100	50					
Hill James S.	70	90		2000	75	20	9		3		62		30	2000		163		300	68					
Wickoff John	40			400	50		2		2		2		1	200				25						
Conner Lucie A.	85	85		1200	30	60	2		1		1		5	200		40		40						
Carthage William	40			400	40		2		1		2		10	200		22		60	30					
Boardford Mary	80			800	500	60	1		1		3			100		20		100	50					
Butcher John W.	30	90		1200	125	40	6		2		16		16	700				200	50					
Liggett George W.	85	100		1200	100		4		2		3	8	14	300					70					
Orn Nicholas	80	80		1600	100				2	2	2		4	150		100		200						
Wills William	10	150		1000	10		1	1	1		1		12	200					100					
McCarlin Matthew	40			400			3		1				3	200					500					
Caffer Marshal	10	70		400	15				1					25				100						
Peabody David	40	120		2000	150		5		5	2	30	15	30	600		69		200	50					
W. Lee David	40	135		3000	125		7	2	4	4			25	600		58		400	40					
Sharp John W.	12	108		1800	10		2	2	1		2	5	20	500		60		200						
Sharp James	12	103		1800	10		3		2		2	9	20	300		60		200						
Sharp Wesley	75	210		2000	150	75	2		8		15		80	600		120		1500	150					
Shackey Thomas	35			600	100	300	2		1				1	225				800	60					
Bonnie Alexander	150	425	100	6750	500	100	10	1	11		49	45	70	2500		275		1000	100					
Willson James K.	30	210		2400	100	10	7		3	7	10		8	700		40		300	25					
Butcher Andrew J.	45			1000	75	20	2		1		4		9	250		100		200	50					
Butcher Isaac	45	154		2000	75	20	7	1	2		6	12	13	750		120		250	100					
Willson John T.	40	130		2500	100	22	24	1	8	2	25	80	12	2500		100		300	80					
Willson Boardford H.	50	50		1300	25		7		3		8		6	300		25		100						
Bonnie Robert	40	140		3000	125		3		3		8	7	8	350		50		500	200					
Barly John	11	149		500	80		5	3	3		6		12	400		30		75	100					
Rowell Shadrach B.	40	140		3000	400		6		6		10	25	30	600		50		300	100					
Bernard John C.	40	46		1200	50		6		5	2	2	22	8	900		36		200	100					
Bernard Joseph	40	40		800	100		7		3		2	20	20	300		14		200	50					
Goodrich Alfred K.	65	115		2000	100	50	6	2	4	2	5		7	400		5	95	200	45					
Goodman Lewis	40			600	50		3	1	2		6	7	14	400		44		300	100					
Crossingham John	60	196		3500	150	35	8		4	4	8	10	25	1000		140		800	200					
Gibson Barbara	20	20		400	10		1		1		1	10	9	150		20		40						
Miss Jane	40			400	100		2		1		1			200		60		300	20					
Jolley John S.	10			100	10		1		1				1	200				200						

1770 4145 254 1577 3795 952 160 24 144 32 310 320 509 21350 5 2084 15 10670 2618

State of Missouri, enumerated by me on the 26th 29th day of August, 1870.

Joseph D. Sweet, Ass't Marshal.

YEAR ENDING JUNE 1, 1870.

Cotton.	Wool.	Peas and Beans.	POTATOES.		Orchard products.	Wine.	Produce of Market Gardens.	DAIRY PRODUCTS.				SEED.				SUGAR.				BEES.		Forest products.	Value of Home Manufactures.	Value of animals slaughtered or sold for slaughter.	Estimated value of all farm production, including betterment and additions to stock.				
			Irish.	Sweet.				Butter.	Cheese.*	Milk sold.	Hay.	Clover.	Grass.	Hops.	Hemp.	Flax.	Flax-seed.	Sik coccons.	Maple.	Cane.	Molasses.					Wax.	Honey.		
																												Bales (50 lbs.)	Lbs.
25	26	27	28	29	30	31	32	33	34	35	36	37	38	39	40	41	42	43	44	45	46	47	48	49	50	51	52		
			10					100			2										10						90	150	
	9		8					100			9												50	15	50		175		
	52		45		20			200			20												100	25	200		700		
			10					50			2																90	150	
	10		10					100																		5	40	300	
			15		30			100			12															10	40	350	
			30					150			90																200	600	
			5					50			3																30	150	
			5		10			75			2																90	100	
			10					50			3										10							100	
			12					50			4										15						30	100	
					10			150			9										20						170	500	
	12							100			12																50	300	
			20		25			150			20										40						70	350	
								90			6																75	200	
			20					90			6										15							250	
			10					25			1										10						10	60	
			20					200			5										30						90	400	
	45		10					150																			180	600	
	10		5					50																			90	300	
	18		5					50													5						30	200	
			15		50			300			9										30						120	1100	
			500	190	125			900			5										25						200	1200	
	200		25		50			900			65										40						200	1200	
			10					200			5																80	300	
			10		60			50			9															19	50	500	
	28		10		200			200			8															19	50	750	
	160		8					150			20										10						60	500	
			8		10			150													10						90	200	
	80		10		10			150													10						60	500	
			9					150													10						50	350	
	50		15		25			200			14																60	500	
	90		25					200			9										12				25	60	400		
	50		12					150			4										11						80	300	
			30		150			200			25																100	400	
	15		25					150			2																7	60	350
	20		30		50			200			1										50					10	70	800	
			10					50			1																20	100	
								60			5										10							100	
			10					60																			70	100	
	798		1007	140	795			3380			307										414		150		111	2700	15080		

* This will include only such cheese as is made upon the farm. Milk sent to cheese factories will be regarded as milk sold off the farm.

SCHEDULE 3.—Productions of Agriculture in Montgomery Township, in the County of Hocking, in the

Post Office: Danvers Mo



Name of Agent, Owner, or Manager.	ACRES OF LAND.			PRESENT CASH VALUE.		Total amount of wages paid to hired hands, including value of board.	LIVE STOCK, JUNE 1, 1870.								WHEAT.								
	Improved.	UNIMPROVED.		Of farm.	Of farming implements and machinery.		Horses.	Males and Asses.	Milk Cows.	Working Oxen.	Other Cattle.	Sheep.	Swine.	Value of ALL live stock.	WHEAT.		Eye.	Indian Corn.	Oats.	Barley.	Buckwheat.	Rice.	Tobacco.
		No.	Wood-land.												Other unimproved.	Dolls.							
1	2	3	4	5	6	7	8	9	10	11	12	13	14	15	16	17	18	19	20	21	22	23	24
Pine Charles H	21	139		1600	35		1					27	200		40		40						
Ripley Hull	40			400	60		3	1	8		46		1	2500		8		100	100				
Pine James A	40			400	40		2		1	2	1	4	10	300		48		250	75				
Miller Henry	50		150	2000	100	75	2				1		1	250				100					
Blair Thompson	50	350		4400	100		3	2	1		2		19	600				300	200				
Melmoth John	10	70		800	60		4		2		1	6	12	400		75		200	150				
Creech Christian	25	35		600	40		4		2		1	16	9	400		12		100	100				
Gosney John	10	70		900	10		2						3	200		15		30	20				
Kach John	6	54		400	50		2		2		2		1	225		40		124					
Pine William	50	150		2500	20		5		4	4	10	16	8	700		30		150					
Gastor John	80	130		1600	40		2		2		1		5	225				15					
Roth Christian	80	35		1600	100		8		5		8	6	11	800		80		500	250				
Bouder Jacob	20	20		400	100		2		3				5	250				150	100				
Haffinger John	40		160	2000	100		3		4		2	6	9	300				100	150				
Cofman Christian	20		100	1200	100		2		1		1		4	225		7		20	40				
Smith Jacob P	70		210	3000	350		6		2		4		5	500		104		75	244				
Butcher Francis	60		116	3000	150		3	1	4		4		10	400		56		200	70				
Jacobs James	10		30	400	60		2		2				1	200									
More John	10	20	100	1200	125		5		3			22	12	500		21		200	60				
Miller David G	120		110	4000	75	50	2		4		6	12	17	300		200		150	300				
Hostetter Adams	30		10	400	50		4		3		4		5	300		27		100	100				
Harper Joseph	5	30		300	12		3		2		2	7	2	300		285		200	60				
Miller David	14	186		2000	60		2		1				2	200		60		100	112				
Strader Peter	15			150	40		2							200									
Eckr Christian	60	60		1200	60		4		3		3	15	7	400	4	80		200	120				
Wheeler Edmund	40	90		1200	75		4		3	2	8		10	500				100	100				
Schlabach Joseph	25			750	50		2		2				1	200				150	20				
Hunt Early	80	120		4000	150		8		5		4	12	25	800		250		200	100				
Hunt Vernon	40		160	5000	175		7		3		10	20	27	800		47		200	40				
Miller Casper	25	75		1000	75		3	2	6		5		6	300		#		100	100				
Zimmerman John	40			400	75		4		2		2	40	8	400		50		80	96				
Clark John M	18		22	400	100		2		1		2		1	200		91		250	100				
Gentry James M	100	199		6000	300	300	8	2	6		7	5	50	900		237		1200	300				
Childers John	40	40		1000	100	100	9	5	5	2	8		20	1000		50		200	300				
Raymond James	75	80		2000	100		9		4		5		23	1000		35		250	50				
Comans Wm	20			200	50		2		2				6	200		30		100					
Hatfield Peter	40			400	10		3		2		3	10	10	300		33		300	50				
Novel Simias	85	199		4000	100		4	3	3		10	20	20	300		260		600	200				
Creech Daniel	70	90		2000	125		2		2				7	200		38		100	150				
Wheeler Jacob	100	60		2000	50		8	1	9	2	12	15	15	600		50		300	125				
		1684	2303	1168	66300	3472	725	149	12	116	12	175	232	47	17975	4	2379	7544	4027				

State of Wisconsin, enumerated by me on the 21st 5th 6th day of August, 1870.

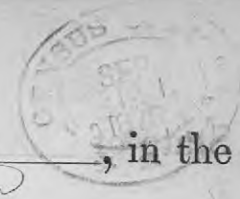
Joseph D. Deer, Ass't Marshal.

YEAR ENDING JUNE 1, 1870.																																																			TOTAL VALUE.
Cotton.	Wool.	Peas and Beans.	POTATOES.		Orchard products.	Wine.	Produce of Market Gardens.	DAIRY PRODUCTS.			SEED.			SUGAR.			BEES.		Forest products.	Value of Home Manufactures.	Value of animals slaughtered for slaughter.	Estimated value of all farm production, including hot-tens and additions to stock.																													
			Irish.	Sweet.				Butter.	Cheese.*	Milk sold.	Hay.	Clover.	Grass.	Hops.	Hemp.	Flax.	Flax seed.	Silk cocoons.					Maple.	Cane.	Molasses.	Wax.	Honey.	Dolls.	Dolls.																						
Bales (50 lbs.)	Lbs.	Bush.	Bush.	Bush.	Dolls.	Gallons.	Dolls.	Lbs.	Lbs.	Gallons.	Tons.	Bush.	Bush.	Lbs.	Tons.	Lbs.	Bush.	Lbs.	Lbs.	Hds. (1,000 lbs.)	Gallons.	Lbs.	Lbs.	Dolls.	Dolls.	Dolls.	Dolls.																								
25	26	27	28	29	30	31	32	33	34	35	36	37	38	39	40	41	42	43	44	45	46	47	48	49	50	51	52																								
			10																								20	30																							
			10					400													10						100	100																							
	5		10					50													20						40	200																							
			40					100																			15	400																							
			20					60			10																10	250																							
	10		15					100			6										12						60	200																							
	30							100			8																60	300																							
			5								1																10	50																							
			20					100			8										85						40	200																							
	30		10					200			2																40	400																							
			10					100								50												300																							
	10		60					200			5										50				5	100	700																								
			10					100			3																30	200																							
	12		6					200			2																30	150																							
			5					50			2										10						20	100																							
			5					100			16																40	250																							
			30					200			3										40	5	40				70	400																							
			4					100			4										6						100	100																							
	44		45					100			6										30						70	300																							
	44		45		40			100			8																70	400																							
			15					150			4						2				35						60	350																							
			10					50			1										21						20	300																							
	14		10					100			2										15						20	100																							
											2																	50																							
	30		20					100			9										40						50	400																							
								100																			50	200																							
			40					100																			15	100																							
	20		7		500			200			2										60		60				80	1100																							
	45		10					100			5																80	400																							
								300			4																60	200																							
	100		30		25			100			4										300				50	40	400																								
			10					50			2										26						80	300																							
	10		50		75			300			30										40	6	60				265	400																							
			10		50			50			2										26						30	300																							
	10		20		75			200			40										40						40	400																							
			5					100													30						30	100																							
	20		10					100			4																20	100																							
	40		20					150			1																100	400																							
			8					100			4																40	150																							
	30		6					400			8																140	500																							
	450		606		640			5000			172									521						819	11	160	55	2015	11.280																				

* This will include only such cheese as is made upon the farm. Milk sent to cheese factories will be regarded as milk sold off the farm.

SCHEDULE 3.—Productions of Agriculture in *Stark Township*, in the County of *Wickory*, in the Post Office: _____

Name of Agent, Owner, or Manager.	ACRES OF LAND.			PRESENT CASH VALUE.		Total amount of wages paid during the year, including value of board.	LIVE STOCK, JUNE 1, 1870.								PRODUCE DURING THE YEAR.								
	Improved.	UNIMPROVED.		Of farm.	Of farming implements and machinery.		Horses.	Mules and Asses.	Milch Cows.	Working Oxen.	Other Cattle.	Sheep.	Swine.	Value of All Live Stock.	WHEAT.		Rye.	Indian Corn.	Oats.	Barley.	Buckwheat.	Rice.	Tobacco.
		No.	Wood-land.												Other unimproved.	Dolls.							
1	2	3	4	5	6	7	8	9	10	11	12	13	14	15	16	17	18	19	20	21	22	23	24
Wilson, George	60	100		1500	75	-	10	10	46	80	30	1200	-	80	-	350	300	-	-	-	-	-	-
Pendleton, Geo. S.	40	40		1000	50	-	4	3		30	40	550		160		300	75	-	-	-	-	2000	
Wilson, Wm. C.	50	160	170	1200	75	-	3	2	1	8	14	350				150	50						
Wilson, Jas. S.	25	-	80	400	30	-	3	2	2		15	240		30		200	100						
Wilson, Pleasant	25	-	15	300	35	-	6	4	10	15	20	550		50		275	100						
Bracken, Wiley	30	-	-	360	12		2	1				300				100							
Wickman, Wm. G.	150	100	180	2500	300	80	20	2	7	-	66	20	3000		75		1000	500					
Holt, Herod	55	25	-	700	50		4	5	2	5	35	500		30		100	70					150	
Robbins, P. C.	40	120	-	1000	75		5	4	2	24	35	110	600		60		600	100				800	
Owens, Solomon	30		90	600	15		2	4	2	8	31	19	300		110		300	100		10		500	
Simpson, N.	15		145	250	20		1	3	2	3	43	12	300				150						
Manning, M. A.	60		100	1200	15		5	2	1	13	10	225				100	30						
Jackson, James	12		130	500	-										140		100						
Brown, Miner	15		191	300	30		2	2	6	16	17	375		40		300						50	
Gregory, M. A.	15	118	500	700	30	15	4	2	2	8	-	15	400		35		50						
Williams, Wm.	25		300	700	20		4	2	1	11	6	380		25		200						75	
Wagoner, Henry	12	25	700	400	20		6	3	2	6	27	23	610		70		200	200				600	
Oriskany, Jas.	60	70		350	15		2	2	2	6	23	332		44		200						40	
Owens, Wm. W.	15	145		500	20		2	2	2	4	18	25	350		30		200	40					
Ashley, Clement	25	15		375	20		3	3	2	6	15	25	400		70		300						
More, Jesse F. D.	18	102		400	12		10	7	4	8	17	50	914		80		50						
Miller, Alexander	35	5		500	20		3	2	8	16	18	383		60		100	20					50	
Owens, Emanuel	75	-	185	1200	40	50	7	5	2	7	20	15	850		35	10	500	105					
Gayer, Edmund	120	100		1800	50	36	11	3	6	2	13	44	35	1400		28		400	200				
Bliss, Henry G.	45		70	700	30	18	6	1	5	2	16	13	400				300	50					
Dickinson, Jas. W.	45		115	800	25		2	2	3	1	12	5	500				200	100				2000	
Jenkins, Wm. W.	50		190	1000	50	30	2	2	2	2	12	20	540		140		300						
Blake, David	60	60	80	1200	15		5	2	3	1	18	370		70		300							
Bricket, P. W.	120		120	1800	25			2	1	0	4	175				300	100						
Dean, G. C.	11	21	-	200	10							10	10				550						
Owens, Martha	50	110		1000	20		3	1	2	3	25	285		102		500							
Randy, Thos. G.	45	127		1000	150		5	3	2	2	20	19	960				600	200				350	
England, Joseph B.	40	120		700	75		2	2	3	3	10	10	300		25		200					100	
Parks, Theophilus	45	35		1000	20		3	2	2	2	19	27	565		150		150	50					
Stark, Jas. C.	60	140		1500	400		6	2	5	4	6	24	22	1000		20		400	40				
Holt, Jas. J.	25	125		700	20	30	3	7	19	11	14	850				300							
Crawford, B. F.	45	110		600	12		2	6	2	21	35	1000				600	50						
Colkins, Edward	80		40	1600	10		1	1	1	1	3	200				1200	100						
Hobbs, Newberry	60	60	40	1650	100	100	3	1	3	2	4	36	25	725		90		200	100				
Simsley, Alfred	40	90		2000	40	100	3	2	5	3	32	800		70		400	70						



1-8

Handwritten totals and corrections at the bottom of the page, including numbers like 1919, 10, 12025, 2850, 17, 6715, and various other figures.

State of Missouri, enumerated by me on the 8 day of August, 1870.
J. M. Wilson, Ass't Marshal.

YEAR ENDING JUNE 1, 1870.																									TOTAL VALUE.		
Cotton. (450 lbs.)	Wool. Lbs.	Figs and Pecans. Bush.	POTATOES.		Orchard products. Dolls.	Wine. Gallons.	Produce of Market Gardens. Dolls.	DAIRY PRODUCTS.			SEED.			SUGAR.			BEES.		Forest products. Dolls.	Value of Home Manufactures. Dolls.	Value of animals slaughtered or sold for slaughter. Dolls.	Estimated value of all farm production, including betterments and additions to stock. Dolls.					
			Irish. Bush.	Sweet. Bush.				Butter. Lbs.	Cheese.* Lbs.	Milk sold. Gallons.	Hay. Tons.	Clover. Bush.	Grass. Bush.	Hops. Lbs.	Hemp. Tons.	Flax. Lbs.	Flax seed. Bush.	Silk cocoons. Lbs.					Maple. Lbs.	Cane. Hhds. (1,000 lbs.)	Molasses. Gallons.	Wax. Lbs.	Honey. Lbs.
25	26	27	28	29	30	31	32	33	34	35	36	37	38	39	40	41	42	43	44	45	46	47	48	49	50	51	52
	160							125			5										30			60	350	930	1 X
	100							140			1										20			50	175	600	2 +
								30			X										15				110	200	3 +
								100			1										10			20	70	370	4 +
	45							50			2										20			30	90	425	5 +
								110																	60	110	6
			75					70			25										700			40	300	1100	7 +
	55		35					140			X										60			100	160	660	8 +
	46		20					150			1										70			150	130	730	9 +
	30		10	2				50			2										20			100	60	560	10 +
	85							40																75	90	330	11
	33		5					30													40			30	100	250	12 +
																										140	13
	50		3					225			10										30			75	67	485	14 +
			10					100																30	80	143	15
	30							100													25			20	97	297	16 +
	55		30					200																150	115	660	17
	10							100													24			12	70	220	18 +
	30							100			1										20			30	91	291	19 +
	40							150													30			40	65	315	20 +
	40							150			1													40	180	480	21
	60		8					50			1										75			40	140	450	22 +
	40							175			5										60			50	122	672	23 +
	100		10					175			1										50			40	240	865	24 +
	33							100			2										40			21	162	577	25 +
	25							150			2										70			30	130	455	26 +
	25							100			1													25	190	540	27
	30							125			2										12			20	90	410	28 +
								40			3													10	300	29	
																								35	110	30	
	5							100																10	160	540	31
	34							175			1										38			75	72	812	32 +
	15							100			1										60			90	265	33 +	
	20		10					40													20			25	114	449	34 +
	36		35					150													35			100	60	460	35 +
	15							175													20			75	325	36 +	
								225													25			72	322	37 +	
								100																160	820	38	
	60		10					200													100			125	182	75-7	39 +
			30					150			1												75	75	398	40	

1707 291 2 4490 1719 75 1613 1634 18833

* This will include only such cheese as is made upon the farm. Milk sent to cheese factories will be regarded as milk sold off the farm.

State of Missouri, enumerated by me on the 16 day of Aug., 1870.

J. M. Wilson, Ass't Marshal.

YEAR ENDING JUNE 1, 1870.

Cotton. Bales (450 lbs.)	Wool. Lbs.	Pean and Beans. Bush.	POTATOES.		Orchard products. Dolls.	Wine. Gallons.	Produce of Market Gardens. Dolls.	DAIRY PRODUCTS.			Hay. Tons.	SEED.		Hops. Lbs.	Hemp. Tons.	Flax. Lbs.	Flax-seed. Bush.	Silk cocoons. Lbs.	SUGAR.		Molasses. Gallons.	BEES.		Forest products. Dolls.	Value of Home Manufactures. Dolls.	Value of animals slaughtered or sold for slaughter. Dolls.	TOTAL VALUE. Dolls.		
			Irish. Bush.	Sweet. Bush.				Butter. Lbs.	Cheese* Lbs.	Milk sold. Gallons.		Clover. Bush.	Grass. Bush.						Maple. Lbs.	Cane. Hhds. (1,000 lbs.)		Wax. Lbs.	Honey. Lbs.						
25	26	27	28	29	30	31	32	33	34	35	36	37	38	39	40	41	42	43	44	45	46	47	48	49	50	51	52		
	30		25					50		1											31				25	75	270	1+	
	12		10					40		1											50				16	96	350	2+	
	19							100		1																	56	156	3
	15		30					250		3															30	124	354	4	
	100		50					260																	100	250	1050	5	
	12							40														20			10	56	136	6+	
																											56	186	7
	20		40		15			150		3												30		30	30	64	579	8+	
	50							100														20			100	180	555	9+	
	28		15					250														36			30	150	607	10+	
	25							150														15			150	96	506	11+	
	80				100			200		7												25			60	220	1130	12+	
	50		50					200														25			75	100	587	13+	
	60		40		15			200														60			100	100	4500	14+	
	80		10		4			100														50			75	125	792	15+	
			10		50			30		50												60			15	75	897	16+	
			5					50														10			50	75	292	17+	
			8					50														20			50	200	690	18+	
			10					60		1												33				50	220	19+	
			20					200																	25	105	234	20	
	20		15					200		2												40			25	90	395	21+	
	43		10		15			100		3												6			25	15	425	22+	
	47				25			125		2												36			40	105	439	23+	
	40		20					175		1												30			30	100	373	24+	
	30		10		40			100														20			40	110	400	25+	
	15				30			50														30				75	330	26+	
	20				20			100														25			20	100	350	27+	
	42							100														30			40	96	782	28+	
	60		25					200		2												20			50	115	690	29+	
	70		40					200														10			50	100	475	30+	
	20		10					130														10			20	100	325	31+	
			10					100														18				50	205	32+	
	16		10					150														24				75	250	33	
	20		10					100														10				40	255	34+	
	15		15					100														20			15	100	312	35+	
	16		20					150														30			30	80	161	36+	
	20		10					50														30			20	65	295	37+	
	23							100														35			25	75	305	38+	
	23		10					100		1												15			20	70	300	39+	
			15					50														20				30	140	40	40
	121		573		317			1000		78											902		30		1391	200	17248		

* This will include only such cheese as is made upon the farm. Milk sent to cheese factories will be regarded as milk sold off the farm.

State of Missouri, enumerated by me on the 16 27, day of Aug, 1870.

J. M. Wilson, Ass't Marshal.

YEAR ENDING JUNE 1, 1870.

Cotton. (Bales 450 lbs.)	Wool. Lbs.	Peanut Beans. Bush.	POTATOES.		Orchard products. Dolls.	Wine. Gallons.	Produce of Market Gardens. Dolls.	DAIRY PRODUCTS.			Hay. Tons.	SEED.		Hops. Lbs.	Hemp. Tons.	Flax. Lbs.	Flax-seed. Bush.	Silk cocoons. Lbs.	SUGAR.		Molasses. Gallons.	BEES.		Forest products. Dolls.	Value of Home Manufactures. Dolls.	Value of animals slaughtered or sold for slaughter. Dolls.	TOTAL VALUE. Dolls.	Estimated value of products not in- cluded in the enumeration and addi- tions to stock.
			Irish. Bush.	Sweet. Bush.				Butter. Lbs.	Cheese* Lbs.	Milk sold. Gallons.		Clover. Bush.	Grass. Bush.						Maple. Lbs.	Cane. Hhds. (1,000 lbs.)		Wax. Lbs.	Honey. Lbs.					
1	-		10					150				1									18			25	110	290	1	
2	16		-					130													20			30	60	285	2	
3	20		15					100													-			-	50	230	3	
4	-		15					75				1									10			20	50	190	4	
5	-		10					100				1									20			-	50	330	5	
6	70		15					175			2										-			30	150	480	6	
7	-		-					100			1										10			20	60	350	7	
8	-		10					50													10			10	50	150	8	
9	-		10					100													10			20	100	315	9	
10	20		15					175													20			30	110	340	10	
11	10		10					40													-			20	50	178	11	
12	20		10					120													30			35	100	310	12	
13	28		-					100													23			23	20	240	13	
14																											14	
15																											15	
16																											16	
17																											17	
18																											18	
19																											19	
20																											20	
21																											21	
22																											22	
23																											23	
24																											24	
25																											25	
26																											26	
27																											27	
28																											28	
29																											29	
30																											30	
31																											31	
32																											32	
33																											33	
34																											34	
35																											35	
36																											36	
37																											37	
38																											38	
39																											39	
40																											40	
	184		120					1415			3		3											203	1010	3658		

* This will include only such cheese as is made upon the farm. Milk sent to cheese factories will be regarded as milk sold off the farm.

SCHEDULE 3.—Productions of Agriculture in Tyler Township, in the County of Hickory, in the

Post Office: Elkton Missouri



Name of Agent, Owner, or Manager.	ACRES OF LAND.			PRESENT CASH VALUE.		Total amount of wages paid to laborers including value of board.	LIVE STOCK, JUNE 1, 1870.								PRODUCE DURING THE									
	Improved.	UNIMPROVED.		Of farm.	Of farming implements and machinery.		Horses.	Mules and Asses.	Milch Cows.	Working Oxen.	Other Cattle.	Sheep.	Swine.	Value of All Live Stock.	WHEAT.		Rye.	Indian Corn.	Oats.	Barley.	Buckwheat.	Rice.	Tobacco.	
		No.	Wood-land.												Other unimproved.	Dolls.								Dolls.
1	2	3	4	5	6	7	8	9	10	11	12	13	14	15	16	17	18	19	20	21	22	23	24	
Brown Francis, K.	52	100	8	900	91		6	1	5		10	14	21	400		32		250	275				90	1
Deas James	80	80		2000	130	50	5		3		9	1	2	400		60		300	350					2
Hunt William, S.	30	60		300	50		2		1	2		2	14	375				200	50					3
Richter George, F.	56	50		1800	150		5		2		3	7	15	600		9		500	100				300	4
Chaney James, H.	50	30		700	25		5	1	2		4			400		110			80					5
Munn James, H.	20	60		600	75		4		1				6	250		20		150					25	6
Perry Sanders, B.	15	51		1000	75	20	6		1				12	300		81		250					100	7
Sargent Clinton, M.	35	45	10	1000	100	115	1	2	7		2	30	20	615		10		300	100					8
Brown Gordon, K.	25	175		250	110		6		2		1	29	14	433		40		150	100					9
Thompson Perry	110	200		3000	20		6		3		5			350		300		500	600				500	10
Sandsbury Richard, W.	15	25		300	10		2		1		1			175				150					500	11
Hunt Samuel	30	110		1000	100			2	3		2	11	8	300		50		150	25				100	12
Collins Stephen	30	100		1000	12		7		3		3	3	14	800		50		800	40				50	13
Earnest William	26	44	40	1200	150		10	3	3	2	2	25	8	1000		25		1000						14
Fitzhugh Thomas	100	129		2000	20		2	1	4		3		25	250		55		350	150					15
Wade Richard, B.	25	15		400	125		5		4		2		13	500		61		300						16
Fletcher Oliver, B.	100	200		3000	150		5	2	5		5	16	30	700		200	20	800	150					17
Fletcher Thos, H.	10			150	10							8	22	50		29		50	29					18
James Jackson	15			50	5		3							200		63			20				100	19
Wilson Levi, S.	35	45		1000	25	100	1	4	3		3	13	15	800		70		400	50					20
Navis William, W.	20	100		1000	150		4		1			12	18	300		200		450						21
Yager Joseph	10	30		400	150		3		1		1		3	200				300					75	22
Houser Thos, H.	100	60	60	3000	200	150	7		4		8	15	30	800	35	100		1000	600					23
Butler Thos, C.	20			250	100	50	4		1				10	200		40		300	80					24
Butler John, A.	45	60		1000	100		6		3		3		10	800		40		200	200					25
Butler Samuel, E.	10	30		450	100		3		1		2		10	300				200	300				25	26
Payne Henry, S.	50	100	30	1200	100	100	10		2		5		20	1000		80		800	50					27
Rogers Richard, S.	22	158		1500	165	60		2	2	4			10	670		17		100						28
Grims Wm, W.	30	25	15	1500	100		4	1	2		2	11	21	421		10		200	30					29
Hite James	35	5		250	100		3		2		3		4	250				300	30					30
Samb Jackson	40	40		600	100		2							200		60		250	50					31
Estes James, K.	10	50	35	400	50		1		3	4	27		7	856		30		150	20					32
Chaney Wm, C.	60	200	40	1500	100		7	2	5	2	10	27	12	1500		16		500	100				50	33
Marlow David, S.	39	44	40	900	75	60	4		3		7		9	500		15		200						34
Swisegood Andrew	25	15		400	70		2		1	1				200		25		200						35
Atkins Wm, J.	30	10		450	25		2							150				300						36
Swisegood David	40	180		2000	50		2		1	1			14	200		6		200						37
Swisegood Samuel	10	25	40	200	75		4		2		1		11	200		44		150						38
Brown James, C.	45	100	155	1000	125		3	4	4		6	15	12	1000		33		800	50					39
Durnal William	25	85		1000	75		11	1	5	2	13	20	12	1200		80		250	150					40
	1335	2836	473	41650	3543	705	163	26	96	18	143	259	452	25045	85	2071	20	12450	3799					2755

(Send this to Census Office)

SCHEDULE 3.—Productions of Agriculture in Dyer Township, in the County of Wickory, in the

Post Office: Elkton Missouri



Name of Agent, Owner, or Manager.	ACRES OF LAND.			PRESENT CASH VALUE.		Total amount of wages paid during the year, including value of board.	LIVE STOCK, JUNE 1, 1870.								PRODUCE DURING THE								
	Improved.	UNIMPROVED.		Of farm.	Of farming implements and machinery.		Horses.	Mules and Asses.	Milch Cows.	Working Oxen.	Other Cattle.	Sheep.	Swine.	Value of all live stock.	WHEAT.		Rye.	Indian Corn.	Oats.	Barley.	Buckwheat.	Rice.	Tobacco.
		No.	Woodland.												Other unimproved.	Dolls.							
1	2	3	4	5	6	7	8	9	10	11	12	13	14	15	16	17	18	19	20	21	22	23	24
1. <u>Barbracken Nathaniel</u>	100	150	77	3500	100		6	2	6		5	40	30	908		70		1500	315				20
2. <u>Barbracken James W.</u>	100	20	20	2300	100	25	8	2	3	2	7		25	1200		95		700	200				
3. <u>Barbracken John</u>	27	13	73	1500	100				2					250		100		300	130				
4. <u>Millsap Margaret</u>	20			200												70		150	75				
5. <u>Vaughn Samuel</u>	130	150		4000	125	35	11		6		2		25	1105		45		800	100				
6. <u>Vaughn Alexander</u>	5	50		125			9		1		1		20	790									
7. <u>Proctor George R.</u>	41	40	39	600	30		1		1		7	8	5	253		30		200	40				
8. <u>Proctor Wm</u>	130	120	70	4000	250	40	4	4	7	8	40	30	13	2281		60		400	200				
9. <u>Wesmith Henry</u>	20		80	400	75	50	6							300				200					
10. <u>Whitaker Nancy</u>	40	40	40	800	25		6		4		2	5	10	129		20			70				
11. <u>Wiggins George D.</u>	160			3000	100	25	10		6	10	3	19	12	955		29		300	20				
12. <u>Whitaker Joseph</u>	160	80	80	4000	200	45	2		3	2	11	14	8	526		25		250	30	3			
13. <u>Smith Samuel G.</u>	80	40		2900	100		3		3	1	5	20	7	500	7	45		300	200		6		
14. <u>Parker Mary E.</u>	6	20	74	150										25		12			50				
15. <u>Parker Isaac W.</u>	2		37	100	3		2							60		15		60			2		
16. <u>Smith John G.</u>	=	=	=	=	=	=	2		1			4	1	275	=	=	=	=	=	=	=	=	=
17. <u>Guar Joseph D.</u>	60	20	20	1800	200		4		1				2	400		24		100	300				
18. <u>Emsley Samuel J.</u>	25	40	15	400	10		1		1				9	200		8		100	50				
19. <u>Taylor Wm J.</u>	30	120	80	2100	130	30	3		6	6	4		14	765		183		300	200				
20. <u>Sharp Silas J.</u>	20			200	10		1							90									
21. <u>Whitaker Cyrena</u>	50	20	20	1000					1		1	2	4	60				50	100				
22. <u>Richardson Dallas</u>	30			900	80		2							200				300					
23. <u>Smith David J.</u>	100	60	80	1200	250	75	5	2		1	1		24	700				50					
24. <u>Caster Marion</u>	60	20		1000	275	100	2		1				9	344	70		60	400	200				
25. <u>Burns Benjamin E.</u>	75	5		1500	50	12	6		5		4	15	16	400				250					
26. <u>Smith Thos J.</u>	40	40	40	1200	50		3		1				3	166		40		100	100				
27. <u>Sharp Simon</u>	40	40	40	1000	120		4		1				1	300				200	150				
28. <u>Kucker Wm M.</u>	60	40	60	720	250	300	5		1				1	500		75		300	50				
29. <u>Mariay Silas</u>	6		34	400	100		2		2		2		1	250				50					
30. <u>Sharp John S.</u>	80			1300	75		2		3		1		6	250				400	35				
31. <u>Sharp Benjamin</u>	25			900					1					30		50		400	150				
32. <u>Butler Owen W.</u>	20	80		800	100		2		2			6	5	350				300	20				
33. <u>Rogers John D.</u>	100	300	120	4000	425		7		5		10	14	15	1060		90		500	125				
34. <u>Leutinger John G.</u>	60	100		2500	150	100	2		6		12		25	696		18		750	78				
35. <u>Scott Benoit</u>	80			500	100	50	3		2			27	13	400		60		300					
36. <u>Estes Eliza</u>	70	100	80	2500	200	100	8	3	4	2	7		15	1500		102		300	300				
37. <u>Madie Jacob J.</u>	6			100			1							75				40					
38. <u>Koffman John</u>	40	20	40	400	100		2		2		2		6	200				50	30				
39. <u>Miler Joseph D.</u>	20			250	50		2		1					245		150		150					
40. <u>Metzger Christian</u>	25	40	55	1000	75		3		1			6	4	258		22		75	60				
							188		88			219	344	18661									
	2110	1768	1284	54645	4558	937	146	17	87	32	129	223	845	18756	77	2120	60	1663	3378	3	8		20

State of Missouri, enumerated by me on the 29th & 30th day of June & July, 1870.
William L. Snider, Ass't Marshal.

YEAR ENDING JUNE 1, 1870.																									TOTAL VALUE.						
Cotton.	Wool.	Peas and Beans.	POTATOES.		Orchard products.	Wine.	Produce of Market Gardens.	DAIRY PRODUCTS.			SEED.			Hops.	Hemp.	Flax.	Flax-seed.	Silk cocoons.	SUGAR.			BEES.		Forest products.	Value of Home Manufactures.	Value of animals slaughtered or sold for slaughter.	Estimated value of all farm production, including betterments and additions to stock.				
			Bales (450 lbs.)	Lbs.				Bush.	Bush.	Dolls.	Dolls.	Dolls.	Lbs.						Lbs.	Gallons.	Tons.	Bush.	Bush.					Lbs.	Tons.	Lbs.	Bush.
25	26	27	28	29	30	31	32	33	34	35	36	37	38	39	40	41	42	43	44	45	46	47	48	49	50	51	52				
			20	5				40													21				100	88	275	1			
	90		20					40	50		4											15	100		10	26	400	2			
	55		30					200			15										20				125	115	1050	3			
																												295	4		
			10								6																125	429	5		
	45	1	100		50			200			50										100				50	2061	2191	6			
			20		10			100			10											10	300		10	300	1000	7			
	51		30		2			75			8		2								13				50	60	623	8			
	60		40		25			200			20										30				20	150	855	9			
								30			10															60	340	10			
											4																	200	11		
			10	1				100			15			3												40	400	12			
			10																									200	13		
								100			4															45	300	14			
	40		25		50			200			8										20	4		5	200	150	895	15			
			30				5	200			6															100	425	16			
								25																				100	17		
	26		26	8	5			50						4												75	260	469	18		
									50																			400	19		
																												20	20		
			15				3	200																		100	255	434	21		
	65		30					200			12															100	100	772	22		
	20	2	295				10	200			6										27				15		625	23			
	40		10					50			10										9				10		291	24			
								200			6										12					56	200	25			
	25		50		10			300		50	50															100	100	1178	26		
	35		100		15																						100	802	27		
	28		10		50			200			12										20	8	100			100	376	28			
	45		15		100			50																			310	522	29		
																												75	30		
	15		15		30			100			2										13				10	30	401	31			
			30		5			100			6										9					20	405	32			
	12	2	40					200													10		20			100	664	33			
			100		12			40	50		7										30					91	560	34			
	17		50					40													20					60	450	35			
	40		10		5			250			2										24				40	70	463	36			
	58		30		15		5	250																		60	186	646	37		
			35	10	3			200	50		7										20		20			140	782	38			
	40	2	20					100			3										26					91	483	39			
			20					100	20																	235	945	40			
787	7	986	24	857				23	4345	225	50	309	4	2	7										1485	37	540	5	1255	5564	21915

* This will include only such cheese as is made upon the farm. Milk sent to cheese factories will be regarded as milk sold off the farm.

