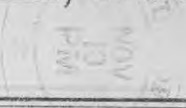


SCHEDULE 3.—Productions of Agriculture in Blue Township, in the County of Jackson, in the
 Post Office: Independence Mo.



24

Name of Agent, Owner, or Manager.	ACRES OF LAND.			PRESENT CASH VALUE.		Total amount of wages paid during the year, including value of board.	LIVE STOCK, JUNE 1, 1870.								PRODUCE DURING THE YEAR.								
	Improved.	UNIMPROVED.		Of farm.	Of farming implements and machinery.		Horses.	Mules and Asses.	Milch Cows.	Working Oxen.	Other Cattle.	Sheep.	Swine.	Value of all live stock.	WHEAT.		Rye.	Indian Corn.	Oats.	Barley.	Buckwheat.	Rice.	Tobacco.
		Wood-land.	Other unimproved.												Dollars.	Dollars.							
No.	No.	No.	Dollars.	Dollars.	Dollars.	No.	No.	No.	No.	No.	No.	No.	Dollars.	Bush.	Bush.	Bush.	Bush.	Bush.	Bush.	Bush.	Lbs.	Lbs.	
1	2	3	4	5	6	7	8	9	10	11	12	13	14	15	16	17	18	19	20	21	22	23	24
Fletcher William	95			1950			3	3	8		16	400		12		60							
Weller Jacob P	18			1800	250	150	3	3	1		1	2	35			200							
Kemper Thompson	10			1200	50		2		1				150										
Hughes Joseph M	48			14800	100		3	2	2		2	9	300			350							
Hayes Charles W	13			1000		50			2			6	50			100							
Lewis John	936			17000	150	300		3	4		1	4	350			200	25						
Nicholsburg Daniel	16			1600	150		5		3		4	11	500			250	50						
Scott Andrew	10			100			1		1				125			200							
Bates Samuel	30			1300	200		4	1	3				400			300							
Foster Arvilla J	40			1200			1		2				150			200							
Mallinson James	80			14000	200		2	3	6		25	40	1000			50	300	50					
Cook George W	160			18000	200	300	1	3	3		3	100	25	400	400		600	50					
Hackett Allen	40			1400	150		2		2		3		250		100	50	350	50					
Reed Mahala	160			18000	100		3		3		1	10	350			300	50						
Goggin William	30			1300	50			2	2	2			250		70	300	50						
Handy Thomas	80			1800	100		2		1		6	14	2	250	50	100	450	50					
Chute Thomas	20			1200			1		1		1	2	150			500							
Baxter William	10			100					1				50			350							
Reed James	10			100	150		2		1			6	250			300							
Disinton Patrick	25			1000	100		4		2			5	400			200	50						
Hunter James	10			100	100		3		1				250			200	25						
Shenwell Matilda	100			1550	100		1	1	1		4	10	200		100	300	50						
Swiman Elizabeth	20			1000	125		2		2		2	7	250		43	300	50						
Rhine Patrick	6			1300												200							
Reed Solomon	15			1750	125		2		2		2	5	2	300			200						
Roy F. Ritz	125			16250	200	100	2		3		4	10	375		50	700	50						
Reed Jasper	10			1500	100		4	1	3		1	7	7	400			100						
Miller Rufus H.	20			1200	100		2						150			300							
Nolin Frank	18			1850	100		2		1		1		175			200							
Frank	10			100					1		1		40			200							
Carpenter James C.	112			18600	200		1	1	4		6	15	250		60	370	50						
Heickman Edward	94			16350	200	250	5		3		5	20	600		75	500	50						
Caverton Indian	74			12550											25								
Forlow John	105			14200	200		2		4		9	50	500		200	600	50						
Bracken Isaac	30			300	100		2		1			10	200			200							
Swyman William H.	332			16650	250	400	2	3	2	4	6	16	650		300	1500	200						
Dawson Richard W.	250			15000	200		2		1		1	10	300			600	100						
Swyman Shinculo	20			1400	150		2	1	2		2	10	250			100							
Benson Christopher	20			200			1						25			150							
Nolin Jesse	230			15500	200	300	3		6	8	15	10	200		70	500							
				34325		105200			74		24	81	14	114	128	312	10925	50	1405	100	12350	1050	

Handwritten totals and calculations at the bottom of the page.

State of Missouri, enumerated by me on the 25 day of August, 1870.

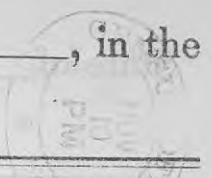
Cornell Rogers, Ass't Marshal.

YEAR ENDING JUNE 1, 1870.

Cotton.	Wool.	Peas and Beans.	POTATOES.		Orchard products.	Wine.	Produce of Market Gardens.	DAIRY PRODUCTS.			Hay.	SEED.			Hops.	Hemp.	Flax.	Flax-seed.	Silk cocoons.	SUGAR.		Molasses.	BEES.		Forest products.	Value of Home Manufactures.	Value of animals slaughtered or sold for slaughter.	Estimated value of all farm production, including betterments and additions to stock.	TOTAL VALUE.	
			Irish.	Sweet.				Butter.	Cheese.*	Milk sold.		Butter.	Cheese.*	Milk sold.						Clay.	Grass.		Maple.	Cane.						Wax.
Bales (450 lbs.)	Lbs.	Bush.	Bush.	Bush.	Dolls.	Gallons.	Dolls.	Lbs.	Lbs.	Gallons.	Tons.	Bush.	Bush.	Lbs.	Tons.	Lbs.	Bush.	Lbs.	Lbs.	Hds. (1,000 lbs.)	Gallons.	Lbs.	Lbs.	Dolls.	Dolls.	Dolls.	Dolls.			
25	26	27	28	29	30	31	32	33	34	35	36	37	38	39	40	41	42	43	44	45	46	47	48	49	50	51	52			
			25				50																					200	1	
			30				150																						350	2
			30				50																						75	3
			30				50																						200	4
			25				25																						50	5
			40				25					2																	200	6
			25				25					2																	250	7
			25				28					2																	200	8
			50				50					2																	300	9
			25				25																						100	10
			25				25					5																	800	11
			25			450	50					2																	1000	12
			25				50																						275	13
			25				25					2																	150	14
			25				25																						200	15
			15				25					5																	300	16
			25				25																						150	17
			25				25																						1000	18
							25																						100	19
			20				25																						125	20
							25																						125	21
			25				25																						100	22
			25				25					2																	175	23
			15				15																						75	24
			10				25																						100	25
			25				50					3																	200	26
			25				50																						150	27
			25				25																						50	28
			15				20																						50	29
			15				25																						50	30
			25				50																						200	31
			25				75																						250	32
			25				25																						150	33
			25				50																						200	34
			20				20																						100	35
			25				25					2																	250	36
			20				25																						350	37
			20				20																						120	38
			20				20																						100	39
			20				20																						350	40
			950			450	1593					250	4															250	10,200	

* This will include only such cheese as is made upon the farm. Milk sent to cheese factories will be regarded as milk sold off the farm.

SCHEDULE 3.—Productions of Agriculture in Blue Township, in the County of Jackson, in the
 Post Office: Independence Mo



1	ACRES OF LAND.			PRESENT CASH VALUE.		7	LIVE STOCK, JUNE 1, 1870.								PRODUCE DURING THE									
	Improved.	UNIMPROVED.		Of farm.	Of farming implements and machinery.		Horses.	Mules and Asses.	Milk Cows.	Working Oxen.	Other Cattle.	Sheep.	Swine.	Value of all live stock.	WHEAT.		Rye.	Indian Corn.	Oats.	Barley.	Buckwheat.	Rice.	Tobacco.	
		Wood-land.	Other unimproved.												Dolls.	Dolls.								Spring.
	No.	No.	No.	Dolls.	Dolls.		Dolls.	No.	No.	No.	No.	No.	No.	Dolls.	Bush.	Bush.	Bush.	Bush.	Bush.	Bush.	Bush.	Lbs.	Lbs.	
2	3	4	5	6	7	8	9	10	11	12	13	14	15	16	17	18	19	20	21	22	23	24		
1	Bittman John	80		1600	150		4		2		1	10	400		50		250	50						
2	Wallace John C	150		1600	150	50	2	4	2			10	300		60		250							
3	Boulevard Haman	40		3500	150		2		1			1	200				50							
4	Robinson Henry	20		2000	100	50	2					19	200				375							
5	Hager James M	60		5000	25	50	5		5		5	11	700				400	50						
6	Ralston Samuel	8		2500			2		3		3	3	275											
7	Hickman Edwin P	90		9000	200	100	4		3		3	25	800		80	80	500	50						
8	Hockinsmith Newton	16		5000	200	100	1		3			2	200				200							
9	Philips Owen	28		5500	50	150	1		2		3		150				100							
10	Hellgel Perry J	37		1180					1		2	4	50		40	40	300							
11	Becker William	40		2000	100		2		3		4	4	200				200							
12	Nolin Henry	80		3500	150		4		2		3	15	500		20		500	30						
13	Cabner William R	12		250	100		2				1	3	175		48		200	50						
14	Armstrong Henry	13		130	150		3		1		1	2	200				150							
15	Baker Peter K	16		160			4		1		2	2	400				200							
16	Lowden Jackson	80		1500	150		3	2	2		3	14	350				500							
17	Low John	80		4000	100		3	2	2		2	20	450		75		300	25						
18	Hale Bennet	160		2000	100		2		3	2	5		300		40		300	25						
19	Nolin Mariah	73		3050	200		3		3			13	300		15		300	50						
20	Mayer Charles	80		3000	100		4		3		3	6	400				250							
21	Fogle Robert	80		3000	100		2		1		8	12	12	350	75		300	50						
22	Nolin William	200		1000	150	300	3		1	4	3		16	375		100		750						
23	Barnet	160		3000	150	300	5		2		2		10	450		75		300	50					
24	Oldham Albert	170		8500	175	200	7		3	2	22	4	12	900		360		1200	150					
25	Hill Adam	370		11000	200	300	6	2	4	4	12		30	925		170		900	150					
26	M. Bride William	18		2800	100	150	2		1			1	1	200										
27	Proctor Alexander	12		2800	150	50	1		1		1	1	100											
28	Massie Jeremiah	58		4500	150	50	2		3		3		275		65		150	100						
29	Loe Edward	10		2000	100	100	2		1		2		14	250										
30	Crisp Elizabeth	1610		4400	100				1				25		50		500	25						
31	Holdenman Adnat	52		3500	100		3		4		3		15	400		20	2	100						
32	Nolin Jasper D.	25		1250	111		2	1	1		3	4	10	275		40		200						
33	Wilcox Orra K	80		4000	125		8	1	3		6	3	12	900		70		300						
34	Patcher Thomas	80		1500	150		2	2	2		2		10	450		8		200						
35	Lafayette	30		1500	125				1		1		40		22		225							
36	Secarse John	40		400	100		2	2	2		5		4	400				300						
37	Fletcher Waller	18		180	125		2		1		1		4	200				200						
38	Leach Shepherd	80		4800	150	50	2		1				200				250	150						
39	Johnson Magdaline	200		8000		50	4		4		4		12	450		50		200	50					
40	Master Merideth	50		2500	150	100	6		3		2		10	500		40		500	20					
		2506		40500	4736	2150	116	14	62	123	121	38	323	1421/2	750	1498	122	11900	1030					

d d d d d d d d d d d d d d d d

State of Missouri, enumerated by me on the 30 day of August, 1870.


Cornell Cyster, Ass't Marshal.

YEAR ENDING JUNE 1, 1870.

Cotton. Bales (50 lbs.)	Wool. Lbs.	Peanut Beans. Bush.	POTATOES.		Orchard products. Dolls.	Wine. Gallons.	Produce of Market Gardens. Dolls.	DAIRY PRODUCTS.			Hay. Tons.	SEED.			Hops. Lbs.	Hemp. Tons.	Flax. Lbs.	Flax-seed. Bush.	Silk cocoons. Lbs.	SUGAR.			BEES.		Forest products. Dolls.	Value of Home Manufactures. Dolls.	Value of animals slaughtered or sold for slaughter. Dolls.	TOTAL VALUE. Dolls.			
			Irish. Bush.	Sweet. Bush.				Butter. Lbs.	Cheese.* Lbs.	Milk sold. Gallons.		Clover. Bush.	Grass. Bush.	Maple. Lbs.						Cane. Hhds. (1,000 lbs.)	Molasses. Gallons.	Wax. Lbs.	Honey. Lbs.								
25	26	27	28	29	30	31	32	33	34	35	36	37	38	39	40	41	42	43	44	45	46	47	48	49	50	51	52				
			25				50																					150	1		
			25				50																						150	2	
			50				150	100																					300	3	
			25				25																						200	4	
			25				50	200																		200			500	5	
			25				100	200																					300	6	
								200																					500	7	
			25				50	200																					250	8	
			25					150																					150	9	
			15					100																					125	10	
			15					150																					200	11	
			25					250																					300	12	
			15					25																					50	13	
			15					100																					75	14	
			15				25	200			1																		150	15	
			15				25	150																					200	16	
			15				25	50				2																	250	17	
			15				15	150																					225	18	
			20				25	150																					250	19	
			30					150																					200	20	
			25				15	175																					250	21	
			25				15	200																					575	22	
			15				15	200																					375	23	
			15				15	300																					750	24	
			15				20	250																					850	25	
			25				200	75																					300	26	
			25				200	75																					250	27	
			25				80	100																					150	28	
			25				25	100																					125	29	
			25				25	50																					75	30	
			25				25	200																					200	31	
			15				20	100																					150	32	
			20				15	200																					1000	33	
			15				20	150																					300	34	
			15				15	50																					125	35	
			20				25	100																					200	36	
			15				20	75																					100	37	
			15				25	75																					200	38	
			15				20	200																					300	39	
			25				30	200																						400	40
			25				14 1/2	5400			1																200		11,200		

* This will include only such cheese as is made upon the farm. Milk sent to cheese factories will be regarded as milk sold off the farm.

SCHEDULE 3.—Productions of Agriculture in Blue Township, in the County of Jackson, in the Post Office: Independence Mo



Name of Agent, Owner, or Manager.	ACRES OF LAND.			PRESENT CASH VALUE.		Total amount of wages paid during the year, including value of board.	LIVE STOCK, JUNE 1, 1870.								PRODUCE DURING THE										
	Improved.	UNIMPROVED.		Of farm.	Of farms for imple-ments and machinery.		Horses.	Mules and Asses.	Milk Cows.	Working Oxen.	Other Cattle.	Sheep.	Swine.	Value of All live stock.	WHEAT.		Rye.	Indian Corn.	Oats.	Barley.	Buckwheat.	Rice.	Tobacco.		
		Wood-land.	Other unim-proved.												Dolls.	Dolls.								Spring.	Winter.
	No.	No.	No.	Dolls.	Dolls.		Dolls.	No.	No.	No.	No.	No.	No.	Dolls.	Bush.	Bush.	Bush.	Bush.	Bush.	Bush.	Bush.	Libs.	Libs.		
1	2	3	4	5	6	7	8	9	10	11	12	13	14	15	16	17	18	19	20	21	22	23	24		
1	Jorpy John	36		1450	125	200	1	2	2		6		10	300		50		1200	75						1
2	Bishop David	40		1600	125		2		1		4		9	300				650							2
3	Mason Embler	87		2000	150	20	2		4		6	20	8	350		15		500	20						3
4	Lumer-Williams W	160		2600	150	100	3	1	3		5		4	350				500	75						4
5	Ronick George	40		1600	100		5	5	3		5		8	800				300	30						5
6	— Abram	180		2000	125	100	5		2		5		8	600		150		350	200						6
7	Pedigo Mary A	20		200	100		1	1						150				200	50						7
8	Ramey Alexander	25		250	100		2		1				4	200				200	50						8
9	Grimes Alexander	25		250	100		1							100				200	50						9
10	Herrington Elm M	80		1800	100		3		2					300				300	50						10
11	— Hettie	99		1400					1		1			40				200	30						11
12	Gray William	40		1400	100		1	1	1		1		8	150				200							12
13	Patillo Emanuel	14		140	100		2		1				1	175				100	20						13
14	Boone Milton	50		2000	100	50	3		1		2		5	300		20		200							14
15	Pickston William A	30		1500	100		3	2	2				12	375		10		150							15
16	Johnston William	100		4050	100	100	2	1	3		6		12	350		200		750	100						16
17	Thompson William S	30	130	3000			2		2		2		2	300		15		500	60						17
18	Lawrence Anderson	665		2600	25		2		2		2	5	8	300				400	75						18
19	Acres Solomon	70		2500	75		1		3		4		10	250				350	50						19
20	McBraw George W	80		3080	75				1				8	75				250	30						20
21	Kelly Martin	164		4950	75		6	2	5	2	2		18	700				250	30						21
22	Collins Elie	40		1220	75		3		1		1		10	200				200	30						22
23	Anderson Joseph	40		2000	100		4		3		5		12	400		30		250	40						23
24	Leane Felding H	400		15000	100	500	12	13	5		5	30	50	2500		300		1000	100						24
25	Loole Harriet	444		13300	120		6	10	3		9		10	800	40	80		800	40						25
26	Richards Richard	160		4000	125		3	3	2		6		8	300		60		600	20						26
27	Basy Mary	160		4000	125		2		2		4		6	200		40		500	30						27
28	Ragan Green B	140		3000	125		2		4		5	14	12	300		50		600	60						28
29	Brown Benjamin	250		5000	125		11	2	3		8	20	30	1200		125		1000	200						29
30	Yelton Benjamin	20		600	125		1		1				5	100				200	30						30
31	Arben Peter	40		1000	50		1		1		1		4	125				100							31
32	Rice William	52		1550	100		4	1	2		10	21	20	550		100		250	100						32
33	— Benjamin	100	110	4000	125		8	9	8		10	27	12	1600		100		1500	30						33
34	— J. William	10		200					1					50		60		300							34
35	Barrett Robert	40		1200	100		2		2		2	10	7	200		50		250	50						35
36	Collings William	116		3500	100		5		2		8	12	12	500		130		1000							36
37	Moore John	100		3000	100		12		2			12	12	1000		100		700	40						37
38	Cuddy John	40		1200	100		2		3		4	10	10	300		50		300	40						38
39	Compton Joe	22		1300			1		1			14	8	125				250	50						39
40	King Rode Thomas	50		1600	100		4		3		3	1	13	425		60		300	100						40
		4259	240	109440	3520	10000	130	55	89	8	132	196	396	17340	40	1225		17850	1955						


State of Missouri, enumerated by me on the 142 day of Sept, 1870.
Cornell Cyster, Ass't Marshal.

YEAR ENDING JUNE 1, 1870.																									TOTAL VALUE.				
Cotton. Bales (150 lbs.)	Wool. Lbs.	Peas and Beans. Bush.	POTATOES.		Orchard products. Dolls.	Wine. Gallons.	Produce of Market Gardens. Dolls.	DAIRY PRODUCTS.			SEED.			Hops. Lbs.	Hemp. Tons.	Flax. Lbs.	Flax-seed. Bush.	Silk cocoons. Lbs.	SUGAR.		Molasses. Gallons.	BEES.		Forest products. Dolls.	Value of Home Manufactures. Dolls.	Value of animals sold for slaughter. Dolls.	Estimated value of all farm produc- tion, including bot- toments and addi- tions to stock. Dolls.		
			Irish. Bush.	Sweet. Bush.				Butter. Lbs.	Cheese.* Lbs.	Milk sold. Gallons.	Hay. Tons.	Clover. Bush.	Grass. Bush.						Maple. Lbs.	Cane. Hhds. (1,000 lbs.)		Wax. Lbs.	Honey. Lbs.						
25	26	27	28	29	30	31	32	33	34	35	36	37	38	39	40	41	42	43	44	45	46	47	48	49	50	51	52		
			25				25																				75	1	
							50																					225	2
			25																									125	3
			25					150																				650	4
			15					125																				600	5
							25	150																				350	6
			15					150																				350	7
			25					150																				375	8
			20				50																					250	9
			15																									150	10
			15				25	50																				100	11
			15				20	200																				900	12
			20				40	150																				250	13
			15				25	150																				250	14
			15				20	175																				350	15
			20				15	100																				250	16
			20				20	75			2																	250	17
			20				15	50																				225	18
			20				20	50																				250	19
			100				40	50																				300	20
			25				30	50			2																	900	21
			15				25	50			2																	850	22
			20				30	75			2																	300	23
			15				25	50																				250	24
			15				25	100			2																	300	25
			25				30	200			20															200	300	26	
			15				20	150			5																	300	27
			15				15	75																				100	28
			15				20	75				10																75	29
			15				15	100																				200	30
			15				20	75																				150	31
			20				15	200																				900	32
			25				20	150																				500	33
			15								11																	200	34
							25	80																				800	35
			15				20	300																				700	36
			15				15	200																				75	37
			15					150																				1100	38
			15					150																				600	39
			20					150																				700	40
			25				740	415			40		10													510	181	522	

* This will include only such cheese as is made upon the farm. Milk sent to cheese factories will be regarded as milk sold off the farm.

SCHEDULE 3.—Productions of Agriculture in *Blue Township*, in the County of *Jackson*, in the

Post Office: *Independence Mo*



Name of Agent, Owner, or Manager.	ACRES OF LAND.			PRESENT CASH VALUE.		Total amount of wages paid to laborers including value of board.	LIVE STOCK, JUNE 1, 1870.								PRODUCE DURING THE YEAR.									
	Improved.	UNIMPROVED.		Of farm.	Of farming implements and machinery.		Horses.	Males and Asses.	Milk Cows.	Working Oxen.	Other Cattle.	Sheep.	Swine.	Value of All live stock.	WHEAT.		Rye.	Indian Corn.	Oats.	Barley.	Buckwheat.	Rice.	Tobacco.	
		No.	Wood-land.												Other unimproved.	Dolls.								Dolls.
1	2	3	4	5	6	7	8	9	10	11	12	13	14	15	16	17	18	19	20	21	22	23	24	
1. Brookie Henry Co	200			10000	150	50	2	1	2		3	5	75	650				500	50					
2. Campbell Oliver	100			15000	150	50	1	1	1		2		2	300		50		300						
3. Pendleton Alford	200			18000	125	60	2	2	1		2		1	350		60		300						
4. — Logan	100			15000	125	50	2	1	2		1		3	200		50		350						
5. Rhoads Mary	100			15000	195	50	2		3		2	4	10	200										
6. — George	46			12000	70	25	1	2	1		3		10	200				200	50					
7. Clarkson George	100			14000														200						
8. Kelly Michael	100			13000	100	50	2	1	2		8		20	250		150		600	30					
9. Harris James	28			12000	100		4		3				8	300				200						
10. — Andrew	100			14000	100	50	4	4	5		6		10	400		50		400	40					
11. McGeorge William	50			2000	100		2	1	2		2		5	200		50		200	30					
12. Pendleton Elby	80			3000	100		2				1		5	175		50		200	25					
13. Kelly Peter	213			14000	200	100	4	4	3		17	20	25	800		100		1000	200					
14. Pendleton James	200			12000	200		5		8		8		80	600		300		1000	200					
15. McElroy Samuel R	10			1600	100		2		2		1		4	200				300						
16. Swain Jacob	80			4000	100		2	1	3		6	5	18	250		200		1000						
17. Venable William	19			1600			1							75										
18. — Randolph	80			800	100		1	2	2		8	6	6	200		70		300						
19. Casy John	65			1850			1		1				10	150				200						
20. Sheridan Thomas	50			1000	100		2	2	1		4		20	300		50		250	30					
21. Lynch William	60			2000	100		1		3		8		10	200		300		400						
22. Helton David	40			1200	100		2		1				2	175				200						
23. Faulconer Nelson	120			13000	100		3	3	3		8	30	35	600		200		500	50					
24. Crocer Daniel	40			1200	100		4		3		2		15	300		50		200	40					
25. Hause Irene	137			14000	125		4		4		1	10	2	400		300		1800	300					
26. Casy Cornelius	40			1250	100		1				1		4	50				200						
27. Nolin William	560			15000	100		1		2		4	15	8	200		70		500	100					
28. — Christopher	40			1200			1						9	100				300						
29. Seasing John G	155			14650	100	200	3	1	4	2	4		18	400		116		200	60					
30. Carmichael Columbus	120			13500	100	150	2	2	4		3	4	8	400		40		300	50					11000
31. Nave Sarah	40			1400	50		1		2		2		12	150		50		200						
32. Galvin Jim	80			800	100		4		2		4		10	500		38		300						
33. Nickleburg Joseph	70			700	100		3						1	200		50		600						
34. Williams James E	160			19600	150	300	7	1	6		12	7	12	1000		150		1800	300					
35. Philips Josiah	80			1500	150		2		2				10	200		75		700	50					
36. Kilty Lewis	40			1800	125		2		6		4		18	300				300						
37. Busmings Jefferson	80			3000	125	300	6	1	2		6	31	27	900				300	50					
38. Pendleton John T	111			15550	150	50	3		4		3		44	550		250		1500						
39. Oldham John R	500			115000	500		5		4		4	20	30	650				200						
40. Stone Napoleon B	723			120000	200	300	11	5	7	4	17		30	1500		100		1000	50					
	5718			138,400	4600	13805	108	55	100	6	100	100	618	14,575	60	3949		19,000	19,000					11000

State of Missouri, enumerated by me on the 24th day of September, 1870.

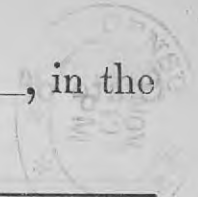
Cornell Cyster, Ass't Marshal.

YEAR ENDING JUNE 1, 1870.

Cotton. (Bales 150 lbs.)	Wool. Lbs.	Furs and Deers. Bush.	POTATOES.		Orchard products. Dolls.	Wine. Gallons.	Produce of Market Gardens. Dolls.	DAIRY PRODUCTS.			SEED.			SUGAR.			BEES.		Forest products. Dolls.	Value of Home Manufactures. Dolls.	Value of animals sold for slaughter. Dolls.	Estimated value of all farm produc- tion, including bet- terments and addi- tions to stock. Dolls.	TOTAL VALUE. Dolls.						
			Bush.	Bush.				Butter. Lbs.	Cheese* Lbs.	Milk sold. Gallons.	Hay. Tons.	Clover. Bush.	Grass. Bush.	Hops. Lbs.	Temp. Tons.	Flax. Lbs.	Flax-seed. Bush.	Silk cocoons. Lbs.						Maple. Lbs.	Cane. Hhls. (1,000 lbs.)	Molasses. Gallons.	Wax. Lbs.	Honey. Lbs.	
25	26	27	28	29	30	31	32	33	34	35	36	37	38	39	40	41	42	43	44	45	46	47	48	49	50	51	52		
			25				20	200																		500	1		
			15				20	200																			400	2	
			20				15	100																			425	3	
			25				25	150																			300	4	
			20				20	150																			100	5	
			20																								150	6	
			15				15																				150	7	
			15				20	145																			300	8	
			15				20	100																			200	9	
			20				20	200																			400	10	
			15				15	100																			220	11	
			20				15	100																			100	12	
			25				30	200																			800	13	
			25				30	300																			700	14	
			25				50	150																			200	15	
			40				30	200																			800	16	
			25				20	25																			50	17	
								100																			100	18	
			20				15	50																			150	19	
			15				20	100																				250	20
							20	100																				100	21
			10				20	75																			100	22	
			15				20	100																				500	23
			10				15	100																				250	24
			15				20	200																				900	25
			10				15																					100	26
			15				20	200																				400	27
							20																					150	28
			15				15	200																				350	29
			10				15	200																				800	30
			10				20	150																				100	31
			15				25	150																				200	32
			15				20																					100	33
			15				25	250				3															200	1100	34
			20				20	150				1																500	35
			15					200																				150	36
							20	150																				300	37
			25																									1000	38
			25				50																					200	39
							25																					1000	40
			640				200	200																		200		1425	

* This will include only such cheese as is made upon the farm. Milk sent to cheese factories will be regarded as milk sold off the farm.

SCHEDULE 3.—Productions of Agriculture in Blue Township, in the County of Jackson, in the Post Office: Independence Mo



Name of Agent, Owner, or Manager.	ACRES OF LAND.			PRESENT CASH VALUE.		Total amount of wages paid during the year, including value of board.	LIVE STOCK, JUNE 1, 1870.								PRODUCE DURING THE									
	Improved.	UNIMPROVED.		Of farm.	Of farming implements and machinery.		Horses.	Mules and Asses.	Milk Cows.	Working Oxen.	Other Cattle.	Sheep.	Swine.	Value of ALL live stock.	WHEAT.		Rye.	Indian Corn.	Oats.	Barley.	Buckwheat.	Rice.	Tobacco.	
		Wood-land.	Other unimproved.												Spring.	Winter.								
	No.	No.	No.	Dolls.	Dolls.		Dolls.	No.	No.	No.	No.	No.	No.	Dolls.	Bush.	Bush.	Bush.	Bush.	Bush.	Bush.	Bush.	Lbs.	Lbs.	
1	2	3	4	5	6	7	8	9	10	11	12	13	14	15	16	17	18	19	20	21	22	23	24	
Wilson John	120			10000	200	125	2	4		1	20	18	350				300							1
Samuel	320			16400																				2
Ruffner William	40			5000	200	100	1	2					100				50							3
Douglas Beander	40			4000	200	300	1	2		1			7	175			500	40						4
Lee Elias	140			19000	200	100	8	2	6	34			50	1000	19		600	700	150					5
Ross Harriet E	191			19000	200	300	4		5	25			25	1200			1000							6
Smart Mary	120			12000	200	300	2		4	7	8	8	600				750							7
Goosey George M	120			1200	100			2	1				100				2500	25						8
Hill Robert	268			12500	225	175	6		4	2	11		20	700	225		1040	100						9
Sainger Lewis	67			1000	150	50		2	1	2			9	250	100		600							10
Knox Thomas K	232			19000	200	200	8	2	4	4	5	10	1000		75		600	50						11
Braden John	522			126000	200	200		3	6	5	30	40	400		70		350							12
James W	48			12000			3	2	3	5	10	10	500		30		225							13
Setzer Samuel H	60			600	150		2		2	2			1	200	25		600	400						14
Suttrell Samuel H	100	156		14600	100	25	2	1	3	3			10	350	50		300	125						15
Stovall	146			15800	100	100	4	2	4				22	600	100		500	75						16
Balton Lewis	100			14000	100		4		2	2	5	10	400		75		350							17
Lewis jr	68			2500	100	25	5		1	3			10	450			400							18
Miller Frederic L	40			3000	100		4		3	5			11	400			300							19
Hall Evans	100			12000	200		4	1	2	5	50	20	300		105		500							20
Albert	80			1600	100		3			2			15	250			300	100						21
Ottis	316			15600	200	50	1		2					150			700	200				200		22
William W	100			15000	125		2		1					150										23
Frindley James A	60			1200	150		6		2	5	26	30	600				500							24
Banister John	108			13200	150		4		1	2	15	10	350		225		300							25
Land Williams J	86			1200						1			2	30			300							26
Hlim Patrick	120			1200	100		2	1	3	5			8	200	200		400							27
Winters William	15			1150	100		2		1	1			1	150			200							28
Bolger William	80			1500	100		2	2	4	5	3	6	300		200		400	30						29
Wilson Andrew R	20			1200	100		4		2	3			5	300	140		300							30
Land Elizabeth	97			1950	100		1		2	3			3	150	60		75							31
Carr James	87			1750	125		2		3	3			2	200	700		300	40						32
Matt George	100			12000	150		4		4	4	12	18	400		50		400	50						33
W Blusky John	100			12000	150		2		3	4			18	300	80		400	50						34
Gatel Daniel	92			1850	100		2		1	4			2	200			200							35
Burns Williams	33			650	100		2		1	1				150			200							36
Spencer Frisby	80			1600	100		2						2	150			400							37
Wells Betsy	40			1800			1		1	1			4	100	53		200							38
Stallcup William	15			1150			2		1				5	150	50		250							39
White Seth R	45			1450	100		2							150			700							40
	126			205,650	49,375	20,500	105	23	90	105	186	4075	12,910	120	1914		15,990	1991	150				200	

State of Missouri, enumerated by me on the 4th day of September, 1870.

Cornell Crysler, Ass't Marshal.

YEAR ENDING JUNE 1, 1870.

Cotton. (Bales 150 lbs.)	Wool. Lbs.	Peas and Beans. Bush.	POTATOES.		Orchard products. Dolls.	Wine. Gallons.	Produce of Market Gardens. Dolls.	DAIRY PRODUCTS.				SEED.		Hops. Lbs.	Hemp. Tons.	Flax. Lbs.	Flax seed. Bush.	Silk cocoons. Lbs.	SUGAR.			BEES.		Forest products. Dolls.	Value of Home Manufactures. Dolls.	Value of animals slaughtered or sold for slaughter. Dolls.	TOTAL VALUE. Estimated value of all farm produce, terminations and addi- tions to stock. Dolls.		
			Irish. Bush.	Sweet. Bush.				Butter. Lbs.	Cheese.* Lbs.	Milk sold. Gallons.	Hay. Tons.	Clover. Bush.	Grass. Bush.						Maple. Lbs.	Cane. 11bds. (1,000 lbs.)	Molasses. Gallons.	Wax. Lbs.	Honey. Lbs.						
25	26	27	28	29	30	31	32	33	34	35	36	37	38	39	40	41	42	43	44	45	46	47	48	49	50	51	52		
					25						20															50	200	1	
					25																							50	2
					50		25																					150	3
			50		50		25																					200	4
			25					200																		100	1200	5	
			25				50	200																				300	6
			25				25																					300	7
			10					50																				500	8
								100																				550	9
			10					50																				150	10
			10					100																				300	11
			10					300																				600	12
			10					200																				400	13
			10					50																				450	14
			10					100																				300	15
			10					100																				400	16
			10					100																				450	17
			10					50																				250	18
			10				25																					100	19
			10					50																				200	20
			10																									50	21
			10					50																				50	22
			10					100																				400	23
			10					100																				300	24
			15					50																				125	25
			10					100																				250	26
			10					50																				100	27
			10					100																				200	28
			10					100																				200	29
			10					75														75						100	30
			15					100															150					500	31
			10					75															60					250	32
			10					100															75					275	33
			15					50															20					100	34
			10					50															10					50	35
			10																									50	36
			10					50																				75	37
			10					50																				50	38
			10																									300	39
			10																									350	40
			450		150		150	3850			20															590	150	10825	

* This will include only such cheese as is made upon the farm. Milk sent to cheese factories will be regarded as milk sold off the farm.

State of Missouri, enumerated by me on the 10th day of Sept, 1870.

Cornell Cyster, Ass't Marshal.

YEAR ENDING JUNE 1, 1870.

	Cotton. Bales (450 lbs.)	Wool. Lbs.	Peas and Beans. Bush.	POTATOES.		Orchard products. Dolla.	Wine. Gallons.	Produce of Market Gardens. Dolls.	DAIRY PRODUCTS.			Hay. Tons.	SEED.		Hops. Lbs.	Hemp. Tons.	Flax. Lbs.	Flax seed. Bush.	Silk cocoons. Lbs.	SUGAR.		Molasses. Gallons.	BEES.		Forest products. Dolla.	Value of Home Manufactures. Dolla.	Value of animals slaughtered or sold for slaughter. Dolla.	TOTAL VALUE. Dolla.	
				Irish. Bush.	Sweet. Bush.				Butter. Lbs.	Cheese.* Lbs.	Milk sold. Gallons.		Clover. Bush.	Grass. Bush.						Maple. Lbs.	Cane. Hds. (1,000 lbs.)		Wax. Lbs.	Honey. Lbs.					
	25	26	27	28	29	30	31	32	33	34	35	36	37	38	39	40	41	42	43	44	45	46	47	48	49	50	51	52	
1			25					20	200			5																400	1
2			10						50																			150	2
3			25						100			2																800	3
4			25						200			3																1200	4
5			20						200																			800	5
6			15						250			2																600	6
7			10						50																			150	7
8			15						50			2																600	8
9			15						200			5																800	9
10			10						150																			250	10
11			10						50																			100	11
12			10																									100	12
13			10						100																			200	13
14			15					25																				100	14
15			10					20	50																			150	15
16			15						100			5																300	16
17			15						100			5																300	17
18			10					45																				50	18
19			10						100																			100	19
20			10						200			4																500	20
21			15						400			16																1300	21
22			10						100			12																600	22
23			10						100																			250	23
24			10						100																			150	24
25			10						45																			125	25
26			10						60																			100	26
27			25						200																			1100	27
28			10						30			1																200	28
29			10						100																			100	29
30			10						100			1																200	30
31			10						50			1																150	31
32			10						50																			200	32
33			10						50																			150	33
34			10						100																			350	34
35			10						50																			125	35
36			10						100			20																800	36
37			10						25			20																600	37
38			15						100			2																600	38
39			10					25	40																			100	39
40			10						100																			500	40
			50					165	4080			100															15650		

* This will include only such cheese as is made upon the farm. Milk sent to cheese factories will be regarded as milk sold off the farm.

SCHEDULE 3.—Productions of Agriculture in Blue Township, in the County of Jackson, in the Post Office: Independence Mo

Name of Agent, Owner, or Manager.	ACRES OF LAND.			PRESENT CASH VALUE.		Total amount of wages paid during the year, including value of board.	LIVE STOCK, JUNE 1, 1870.								PRODUCE DURING THE YEAR.								
	Improved.	UNIMPROVED.		Of farm.	Of farming implements and machinery.		Horses.	Mules and Asses.	Milch Cows.	Working Oxen.	Other Cattle.	Sheep.	Swine.	Value of ALL live stock.	WHEAT.		Rye.	Indian Corn.	Oats.	Barley.	Buckwheat.	Rice.	Tobacco.
		No.	Wood-land.												Other unimproved.	Dolls.							
1	2	3	4	5	6	7	8	9	10	11	12	13	14	15	16	17	18	19	20	21	22	23	24
James John P	114			14500	175	300	4	2	9			20	400		260		500	30					
Moore Isabel	333			12300	175		8	5	11	25	20	800			230		700	100					
Allen Amos	240			9500	200	300	8	3	7	18		13	800		250		1000						
William C	230			7000	200		5	4	6			15	500		100		400						
McGuire William	68			2700	100		2						150		65								
Jewett Samuel	160			16000			5	2	2	160	20	800			50		700	150					
Pugsley Cornelius	535			27700	250	800	7	6	2	500	100	1500			100		1200						
White John	80			8000	100		2	4	1			8	200		120		300	50					
Pilgrim George	40			1500	100		2	2	2			4	200		25		300	125					
Chase Gamaliel	50			1500	100			2	1				175		20		300	30					
Armstrong John R	118			4700	150		4	3	2	20	9	400			160		300	300				1000	
Carr John E	20			1800					1	1		1	100				250						
Sacy William S	102			4000	150		3	2	7			15	350		300		250	200					1600
Staples William C	109			4000	200		10	1	2	40	12	1400					300	100					
Clark John Y	16			3000	200		2	1	2			9	250		35		250	125					
Parker Benjamin S	23			3500					1	1			100				300						
Fowell John B	75			3000	150		3	2	4	3	12	11	350		45		350	150					
Botts Thomas	45			900	40		3	2	2			12	6	300			150						
Moore William	106			4200	150	150	5	2	3	30	14	24	800		400		700	100					
Katten Noah C	80			3200	100	150	4	1	3	13	9	9	500		27		300						
Parker Henry C	200			12000	200	200	10		12	16		14	1000					750					
Webb Thomas	30			1300	150		3	1				2	200		150		450						
Asa	80			3200	175		3	3	2		10	8	300		47		450	20					
Hurston	40			1600	50		1	1	1	11	17	125					300						
William W	40			1400	100			2	1	3	3	1	200		350		200						
James R	100			14000	100		1			3			100		350		200						
Dawning Thomas	120			4000	125		1	2	2	5	13	28	300		270		300	65					
Chide James S	128			4000	125		4			3		18	300		179		475	30					
Webb Margaret	40			1600	100		1	2	2	2		10	125		150		300						
George	80			3200									20		150		300						
Adam Nelson	480			4800	200	200	3	2	6	20		58	700		300		2400						
William	120			4800	200		5	4	6	15	20	600			175		1000	50					
Speer John	40			1200	100		3						200				50						
Ross William	15			150				1				4	25				475						
Rogers John M	95			4700	175		4	2	2	12	18	14	400		500		350						
Winslow	229			11400	175		3	6	2	8	15	30	400		400		700						
Joseph	80			4000	150		3	4	2			30	375		300		2500						
James J	99			5000			2						175		400								
Webb William H	80			4000	150		2	2	2	3		25	300		340		850						
De Bernard John B	240			8400	150	400	2	2	1	2	1	5	400		250		2000	300					
	5340			92400	4965	2500	15	32	98	19	195	874	580	16220	6495		22150	2645					2600

d d d d d d d d d d d d d d d d d

SCHEDULE 3.—Productions of Agriculture in Blue Township in the County of Jackson, in the
 Post Office: Independence Mo.

Name of Agent, Owner, or Manager.	ACRES OF LAND.			PRESENT CASH VALUE.		Total amount of wages paid during the year, including value of board.	LIVE STOCK, JUNE 1, 1870.								PRODUCE DURING THE									
	Improved.	UNIMPROVED.		Of farm.	Of farming implements and machinery.		Horses.	Mules and Asses.	Milk Cows.	Working Oxen.	Other Cattle.	Sheep.	Swine.	Value of all live stock.	WHEAT.		Rye.	Indian Corn.	Oats.	Barley.	Buckwheat.	Rice.	Tobacco.	
		Woodland.	Other unimproved.												Dolls.	Dolls.								Spring.
	No.	No.	No.	Dolls.	Dolls.		Dolls.	No.	No.	No.	No.	No.	No.	Dolls.	Bush.	Bush.	Bush.	Bush.	Bush.	Bush.	Bush.	Lbs.	Lbs.	
1	2	3	4	5	6	7	8	9	10	11	12	13	14	15	16	17	18	19	20	21	22	23	24	
1 Provanche Peter	26			550	50		1	1	1		9	150					800							
2 Washburn Washington	158			7500	400		2	4	5		10	580	140				28	150						
3 Waile Albert	9			500																				
4 Smiley John	40			500	50		1	1	4		2	125					75							
5 Bopansie Godly	80			1500	100	50	2	1	3	4	20	600			80		400							
6 Garrison John	100			13000		100		2	1	3		200					600							
7 Fann Newell	20			600	50		2	1	2	30	6	240					800							
8 Evans Ellen	40			1000			3	3	15		15	600					400							
9 Richards John	140			4000		450	6	2	3		27	700					3000							
10 Woods Thomas	80	120		5000	100	200	4	2	5	2	10	50	930	50	90		1500	25						
11 Keer James	90			400	50		2	3	9	1	11	400					100							
12 Smith Enoch	120	26		4000	200	300	6	9	2	2	36	18	2000		80									
13 Smith Thomas	70			2000	50	300	4	1	1	9	10	500			165		900							
14 Smith Jesse	150	280		10000	200	1000	5	4	4	25	25	1000	100	120			3000							
15 Bringer Henry	22	23		650	100	60	3	3	4		10	500			30		300							
16 Jeffries George	15			300	50		3					250												
17 McCornell William	22	8		1800	120		2	2	1		27	200					300							
18 Julian Price	47			1800	100		1	3	2	5		40	1000		100		2400							
19 Turner Robert	30			1600	50		3	2	1	1	4	500					1200							
20 Moore Elisha	40	15		1200	50		2	1			9	250					300							
21 Gosner John	40			1500	100	150	2	2	2		12	400					1000	50		10				
22 Krieger Phillips	25			700	70		3	4	5		5	420					700							
23 Williams Samuel	40			1000	50		2	1			7	7	300				800							
24 Marlow Robert	50			1200	100		5	2	7	4	15	750	100				1200							
25 Noble Albert	30			1600	100		1	2	3	1	6	600					1000							
26 Miller Joseph	80			2000	200	300	3	1	3	9	50	910			150		2000	150						
27 Fann Isaac N.	20			600			1	2	4	28	12	300					600							
28 Brown William	10			300	100		1	1	2		1	180					400							
29 Julian William	20			600			1	1				140					400							
30 Turner Wesley	10			300													400							
31 Donaldson Harry	40	110		3300	50	300	1	3	1	4	220	200					1000							
32 Moore Charles	75	45		2800	70	250	1	4	2	1	30	700			100		1500							
33 Adams John W.	450			25000	500	1000	6	2				1200					12000	500						
34 Parker William	140	100		10000	250	500	6	2	5	35	40	2200			360		2000							
35 Fann Anna	40			1000	50		3	5	2	6	20	30	800	50			1200							
36 ———— Eveline	40			1000			1	1			10	200	35				250							
37 Chapell David	80			3000	100		4	2	5	20	30	770			180		800							
38 Ellis Elias	125	34		16000	250	100	5	2	6	30	12	660			350		1200							
39 Fletcher John	40			1400			6				36	654												
40 Douglass Lucinda	30			300		25	4	4		13	10	357			50		770							
	2684	141		104500	2510	5000	108	50	85	4	158	259	56	22586	620	1255	55525	840				10		

State of Missouri, enumerated by me on the 14/15th day of Sept, 1870.

Cornell Cyster, Ass't Marshal.

YEAR ENDING JUNE 1, 1870.

Cotton.	Wool.	Peas and Beans.	POTATOES.		Orchard products.	Wine.	Produce of Market Gardens.	DAIRY PRODUCTS.			SEED.			Hops.	Hemp.	Flax.	Flax seed.	Silk cocoons.	SUGAR.		Molasses.	BEES.		Forest products.	Value of Home Manufactures.	Value of animals slaughtered for sale.	Estimated value of all farm production, including betterments and additions to stock.			
			Irish.	Sweet.				Butter.	Cheese.*	Milk sold.	Clover.	Grass.	Maple.						Cane.	Wax.		Honey.								
Bales (56 lbs.)	Lbs.	Bush.	Bush.	Bush.	Dolls.	Gallons.	Dolls.	Lbs.	Lbs.	Gallons.	Tons.	Bush.	Bush.	Lbs.	Tons.	Lbs.	Bush.	Lbs.	Hhds. (1,000 lbs.)	Gallons.	Lbs.	Lbs.	Dolls.	Dolls.	Dolls.	Dolls.				
25	26	27	28	29	30	31	32	33	34	35	36	37	38	39	40	41	42	43	44	45	46	47	48	49	50	51	52			
																										40	440			
			50		160			350																		60	600			
																											100			
																										50	100			
			50					100																		300	500			
																											300			
																												400		
																											10	400		
					425			200													20							2000		
					20			140																		100	800			
			20		100			100																		170	355			
	80		50		50			100			12															200	500			
	40		40								1															200	800			
	70				100			300			2															320	7000			
								100																		100	300			
																					20							200		
								50																				100	300	
					50			100													50						250	1500		
								50			3										60						100	900		
											2																20	200		
			50					50			1																150	700		
			100					140																			60	500		
			40		20			50			2										10						50	500		
								100													50						300	1000		
																											50	550		
											6																360	1600		
	40																										150	470		
	87		80		300						4																	200		
																												200		
																												200		
																												80	600	
																											200	1050		
																											2000	8000		
							500	500			25																1000	3300		
	60				100			150																			240	1100		
	60																										100	250		
																												264	900	
					20			200	#		3																230	1070		
	50																										150	686		
	25																										150	918		
	512		50		1345		500	500			61										210	10	100			1500	50489			

* This will include only such cheese as is made upon the farm. Milk sent to cheese factories will be regarded as milk sold off the farm.

SCHEDULE 3.—Productions of Agriculture in Blue Township in the County of Jackson, in the Post Office: Independence Mo

Name of Agent, Owner, or Manager.	ACRES OF LAND.			PRESENT CASH VALUE.		Total amount of wages paid during the year including value of board.	LIVE STOCK, JUN 1, 1870.								PRODUCE DURING THE YEAR.								
	Improved.	UNIMPROVED.		Of farm.	Of farming implements and machinery.		Horses.	Mules and Asses.	Milk Cows.	Working Oxen.	Other Cattle.	Sheep.	Swine.	Value of all live stock.	WHEAT.		Rye.	Indian Corn.	Oats.	Barley.	Buckwheat.	Hops.	Tobacco.
		Woodland.	Other unimproved.												Dolls.	Dolls.							
1	2	3	4	5	6	7	8	9	10	11	12	13	14	15	16	17	18	19	20	21	22	23	24
Brown John	40			1400			4							300				750					
Gallagher John	70	50		13500	120	160	2		5	10	4	18		500	544		800	100					
Adams Lynch B	100	310		12900			6	1	4		3	60	10	999									
Adams William	32		11	1800	120	250	6		5		5			600	500		1300	140					
Wood Jesse	20			1200			2		3					160	260		350						
Jeffries James	30			1300			1		1					55									
Smopler Charles	50	20	80	1500	250	30	1	2	4	2	5		9	1235	45	222		375	100				
Young Hannah	100	20	140	7800	160	250	4		4	2	4		20	765	40	800		150					
Amos Sebastian	40	60		13000	100	20	2	1	2			12	15	498	200		600						
Edwards Abraham	20			1200			1		1				1	120									
Fowler James	40	10	40	2700	30	225	2		2		2	8	6	280	220		1000						
Sharp Susan	20	8		1340			5		3		2	5	3	248	155								
Jack Robert	40	10		1500	14	40			3	2		14	7	290	80		500						
Selvey John B	30	20	30	2400	50		4	3	4			22	14	1050	45		600						
Chas Charles R	60	20	20	3000	25	150	2				6		4	330	265		500						
Camrady Henry	70	30	20	13600	150	100	7		3		9	20	7	824	300		1200						
Wright Henry	40	12	40	13000	20	75	4		3		4	20	2	405	190		750						
James Nat P	60	60		1600	175	120	3	2	2		2	12	2	613	400		600						
Beteman Joel	25	20	15	1800	200	25	4		2			12	6	420	108		375						
Wintersucker Thomas	20		10	1900	25		2		1		2	10	2	220			300						
Bledsoe James	20		10	1900	25		1		2			10	3	175			200						
William	40			1400			2		1			3	1	130									
Edell John R	35			1350			2		1		2	3	5	240	76		300						
Sisler Marian	15	25		1200	25		5		3			15	7	435			500						
Bell George	15	25		1200			2	1	2					145									
Edell Edward	40	10	40	2700	50	25	4		3			15	8	500	33		900						
Schrader Charles	50	30		12100		100	3				4		5	290	286		250						
Bisler George	26	41		12000																			
Edell Isaac	40			1400			2		2				12	480			600						
McConchun William	25	10	5	1500	80	15	2	2	1		2		2	180	50		500						
Young Joseph	15	25		1500			1							25	160		150						
Mami Ambrose	60	20	20	13000	200	150	1	2	2				11	392	100		600						
Nyers John	48	40		12500	100	75	3		2	6	15	3	8	763			150						
Edell Thomas	40	8	20	2040	50	15	3		2		1	15	20	450	75		1000						
Horne Timothy	40	40		1800			4		2		6		16	620	70		200						
Adams Richard	70	50		12300	150		2		3			12	13	238	100		275						
Veron George	40	40		11600		60	3	1	3		3		10	309	150		300						
Fuhr Louis	33	44		1800	150	100		2	2		3	5	15	490			400						
Anderson Matthew	160			15000	200	200	6	1	4		6		20	1000	200		800	100					
George	97			13000	50	100	4		2		4		15	400	100		500	50					
	1816	1058	501	28050	2465	2285	112	18	89	12	100	280	29	15114	85	5362	15470	470					

State of Missouri, enumerated by me on the 16 day of Sept, 1870.

Cornellfyser, Ass't Marshal.

YEAR ENDING JUNE 1, 1870.

Cotton.	Wool.	Peas and Beans.	POTATOES.		Orchard products.	Wine.	Produce of Market Gardens.	DAIRY PRODUCTS.			SEED.			Hops.	Hemp.	Flax.	Flax-seed.	Silk cocoons.	SUGAR.		Molasses.	BEES.		Forest products.	Value of Home Manufactures.	Value of animals slaughtered or sold for slaughter.	TOTAL VALUE.		
			Irish.	Sweet.				Butter.	Cheese.*	Milk sold.	Hay.	Clover.	Grass.						Maple.	Cane.		Wax.	Honey.					Dolls.	Dolls.
Bales (50 lbs.)	Lbs.	Bush.	Bush.	Bush.	Dolls.	Gallons.	Dolls.	Lbs.	Lbs.	Gallons.	Tons.	Bush.	Bush.	Lbs.	Tons.	Lbs.	Bush.	Lbs.	Lbs.	Hds. (1,000 lbs.)	Gallons.	Lbs.	Lbs.	Dolls.	Dolls.	Dolls.	Dolls.		
25	26	27	28	29	30	31	32	33	34	35	36	37	38	39	40	41	42	43	44	45	46	47	48	49	50	51	52		
																										150	670	1	
	10		100		40			250			2															150	1150	2	
	225				100																							1040	3
			35					218																		350	1480	4	
			1000																							120	620	5	
																										10	65	6	
			1000		250			200																		200	930	7	
			20					200																		400	1710	8	
			15					50																		105	610	9	
																										120	240	10	
			50					260																		312	815	11	
	25		20					50														20			20	80	160	12	
	15		20																			30			20	32	340	13	
	32							25																		90	490	14	
			150																							50	550	15	
	45		40					100							1/4							250			75		825	16	
	40		30												1/4										20	90	812	17	
	30							52			1															84	740	18	
	20							100																	700	70	250	19	
	28																									50	160	20	
	23							52																		30	170	21	
																										28	20	22	
																										100	910	23	
	20		20					100																	15	30	334	24	
	35		40																						60	40	586	25	
			25																										26
																						25				60	346	26	
																												317	27
			25					20																				50	28
																										15	315	29	
								52																		50	350	30	
			20																							140	348	31	
								50																				665	32
	25							125																			100	100	33
			100					50																			100	720	34
			100					184																		50	837	35	
			40												1/4											37	50	425	36
																												320	37
																											50	250	38
			25	15				100																				350	39
								100																				250	40
523			1835	15	390			2250			2														942	3205	20850		

* This will include only such cheese as is made upon the farm. Milk sent to cheese factories will be regarded as milk sold off the farm.

State of Missouri, enumerated by me on the 16th day of Sept, 1870.

Council Register, Ass't Marshal.

YEAR ENDING JUNE 1, 1870.

Cotton.	Wool.	Peas and Beans.	POTATOES.		Orchard products.	Wine.	Produce of Market Gardens.	DAIRY PRODUCTS.			SEED.			Tops.	Hemp.	Flax.	Flaxseed.	Silk cocoons.	SUGAR.		Molasses.	BEES.		Forest products.	Value of Home Manufactures.	Value of animals slaughtered or sold for slaughter.	TOTAL VALUE.		
			Lish.	Sweet.				Butter.	Cheese.*	Milk sold.	Hay.	Clover.	Grass.						Maple.	Cane.		Wax.	Honey.					Dolls.	Dolls.
Bales (450 lbs.)	Lbs.	Bush.	Bush.	Bush.	Dolls.	Gallons.	Dolls.	Lbs.	Lbs.	Gallons.	Tons.	Bush.	Bush.	Lbs.	Tons.	Lbs.	Bush.	Lbs.	Lbs.	Hds. (1,000 lbs.)	Gallons.	Lbs.	Lbs.	Dolls.	Dolls.	Dolls.	Dolls.		
25	26	27	28	29	30	31	32	33	34	35	36	37	38	39	40	41	42	43	44	45	46	47	48	49	50	51	52		
																											250	1	
			30																						10	50	250	2	
	28																									300	1200	3	
																										100	350	4	
	20		40					156													15				15	100	596	5	
																											100	6	
	40							250																			100	260	7
	25																									22	40	220	8
																										50	110	9	
																											175	10	
			25																								25	11	
	20																									150	260	12	
																										100	100	13	
			15																							125	130	14	
																										30	175	15	
																										40	140	16	
																											75	17	
			25																								70	70	18
			50																								50	19	
			400	50	500																						225	1325	20
			40					250																			327	448	21
	60							156																			122	887	22
																											30	106	23
			40					200			10																140	1870	24
			25					260																			80	540	25
																											100	475	26
			60																									60	27
	60				200			200																		25	100	798	28
			50					200																				652	29
																												40	30
																										150	1050	31	
			25																									50	32
	20																										75	481	33
			15					150																				1100	34
			15					150																				700	35
			10					50																				300	36
			10					25																				100	37
			15					150																				300	38
			10					75																				200	39
	237		100	20	300			520																				4000	40
	510		1000	70	1000			2892			10										151				72	244	20,018		

* This will include only such cheese as is made upon the farm. Milk sent to cheese factories will be regarded as milk sold off the farm.

State of Missouri, enumerated by me on the 15 day of Sept, 1870.

Cornell Cyster, Ass't Marshal.

YEAR ENDING JUNE 1, 1870.

Cotton.	Wool.	Peas and Beans.	POTATOES.		Orchard products.	Wine.	Produce of Market Gardens.	DAIRY PRODUCTS.			SEED.			SUGAR.			BEES.		Forest products.	Value of Home Manufactures.	Value of animals slaughtered or sold for slaughter.	TOTAL VALUE.								
			Irish.	Sweet.				Butter.	Cheese.*	Milk sold.	Hay.	Clover.	Grass.	Hops.	Henry.	Flax.	Flax seed.	Silk cocoons.					Maple.	Cane.	Molasses.	Wax.	Honey.	Dolls.	Dolls.	
Bales (450 lbs.)	Lbs.	Bush.	Bush.	Bush.	Dolls.	Gallons.	Dolls.	Lbs.	Lbs.	Gallons.	Tons.	Bush.	Bush.	Lbs.	Tons.	Lbs.	Bush.	Lbs.	Hbds. (1,000 lbs.)	Gallons.	Lbs.	Lbs.	Dolls.	Dolls.	Dolls.	Dolls.				
25	26	27	28	29	30	31	32	33	34	35	36	37	38	39	40	41	42	43	44	45	46	47	48	49	50	51	52			
			10																								300	1		
			10				20																					75	2	
			10				25	50			5																	1000	3	
			10					100			3																	800	4	
			10								8																	1500	5	
			10					200																				400	6	
			10					300																				800	7	
			10					200																				300	8	
			10					200			1																	400	9	
			15					250			10																	450	10	
			10					150			2																	350	11	
			15					175			3																	1200	12	
			10					200																				400	13	
			50	20	300		500	300			5																	800	14	
			25					150												100						160	100	100	15	
																														16
																														17
																														18
																														19
																														20
																														21
																														22
																														23
																														24
																														25
																														26
																														27
																														28
																														29
																														30
																														31
																														32
																														33
																														34
																														35
																														36
																														37
																														38
																														39
																														40

The foregoing is a true Copy of the Census of Blue Township Jackson County Missouri as taken by me according to law and instructions
 Cornell Cyster
 Ass't Marshal

21 5) 20 200 545 2275 5 100 160 9.475

* This will include only such cheese as is made upon the farm. Milk sent to cheese factories will be regarded as milk sold off the farm.

SCHEDULE 3.—Productions of Agriculture in

Fort Osage, in the County of Jackson

Post Office: Napoleon Mo



Table with columns: Name of Agent, Owner, or Manager; ACRES OF LAND (Improved, Unimproved); PRESENT CASH VALUE (Of farm, Of farming implements and machinery); Total amount of wages; LIVE STOCK, JUNE 1, 1870 (Horses, Mules and Asses, Milch Cows, Working Oxen, Other Cattle, Sheep, Swine, Value of All live stock); PRODUCE DURING THE YEAR (Wheat: Spring, Winter, Rye, Indian Corn, Oats, Barley, Buckwheat, Rice, Tobacco).

Handwritten totals at the bottom of the table: 2820-26, 8389, 3150, 2440, 1177

SCHEDULE 3.—Productions of Agriculture in Fort Osage Township, in the County of Jackson, in the State of Missouri

Post Office: Napoleon City Missouri



Name of Agent, Owner, or Manager.	ACRES OF LAND.			PRESENT CASH VALUE.		Total amount of wages paid during the year, including value of board.	LIVE STOCK, JUNE 1, 1870.								PRODUCE DURING THE YEAR.								
	Improved.	UNIMPROVED.		Of farm.	Of farming implements and machinery.		Horses.	Mules and Asses.	Milch Cows.	Working Oxen.	Other Cattle.	Sheep.	Swine.	Value of all live stock.	WHEAT.		Rye.	Indian Corn.	Oats.	Barley.	Buckwheat.	Rice.	Tobacco.
		No.	Wood-land.												Other unimproved.	Dolls.							
1	2	3	4	5	6	7	8	9	10	11	12	13	14	15	16	17	18	19	20	21	22	23	24
1. Senthora A	120	30	80	1500	250	150	5	2	2	1				570			300						
2. Dianley Ho	140	25	30	1200	150	300	1	1	1				6	200	114		1500	100					
3. Bryant W. Co	25	5	95	2300	150		3	2	2			13		375	200		300						
4. Pickens W. Co	150	150		16000	300	120	4	3	2		6		12	800	1000		300						
5. Frost J. Co	40	40		1200	50		5		2		2		16	300	130		300						
6. Mathews G. Co	75	100		2000	150	150	4	1	4	3	4		20	800			400	100	150				
7. Day & Lab. Co	146	146		1300	150	20	3		3				38	250	170		400						
8. Johnson Saml	50	50		2000	50		7		5		5	16	16	700			800						
9. Hedebeth R. Co	800	300	600	6000	50	1000	6	6	4	2	3	20		900									
10. Gibson L. Co	160			1400	200	300	4	2	2		5		27	700	1100		1200						
11. Seal A. Co	52	172		500	100	200	2	1	6	2	16		30	700	413		775						
12. St. Clair J. Co	150	250		1100	150	125	2	2	11		15		22	900	200		2400						
13. Davis W. R.	120	21	160	1700	500	250	2		2					400	530		1000						
14. Houghton W.	40	50		1800	150	250	4		1					200			400						
15. Daugherty W.	40	80		2000	50	50	2		7		20			600	136		400						
16. Webster S. Co	73	78		600	150	300		2	7	2	8		27	1000									
17. Pemberton Ho	37	20		800	125	300	2	1	2	2	1		4	400	90		500						
18. Hamilton Simon	100	35		500	400	25	5	1	7		15		14	600	907		900						
19. Bonahan Amy	80	40		3500	100	75	3		1				20	200	800		300	100					
20. Dixon Ebenezer	200	200		1800	400	300	9	1	6		8	54	10	1100	1100		1500						
21. Turpin A. J.	80	66		2000		100	4		4	15			12	600	100		200						
22. Childs Elijah	100	300	80	900	300	100	4		1	4			10	700									
23. Drake A. D.	20	20		1000	50		1	1						150			160						
24. Childs G.	150	200		16000	200		7	2	5		13	30	5	1200	300		400						
25. Beard Isaac	175	165		11200	150	200	6		2		1		28	600	347		1500	100					
26. Woyman L. Co	10	70		1500	100	100	4	3	4				9	600									
27. Bridges Sam	10	40		1200	25		2	1	1			6	2	200			200						
28. Salt James	30	50		1200	150		5	1	2			7	15	400	380		600						
29. Remond Simon	6	44		1800	20																		
30. Bagby A. Co	100	200		9000	300	400	4	2	5		12		28	900	200		1000	200					
31. Hunt James	133	40		10000	100	500	6	10	5		40		20	2000	800		1250						
32. St. Clair H. Co	90	90		1500	200	400	2	2	4		20		23	1000	300		700						
33. Kinsey Saml	45	250		7000	100	50	5	2	4	2	12	35	20	700	170		500	30					
34. Hamilton A. H.	100	80		1800	50	200	3	1	3		3	18	10	400			200						
35. Slight Eli	30	87		12000	50	50	3	2	4		6		20	600	120		300	100					
36. Evans B.	15	35		1000	50	100	3		2		3		8	300	150		500						
37. Walker S. D.	146	48		5000	300	300	4	1	1		4		10	800	870		1000	400					
38. Hedebeth Silas	100	100	100	4000	300	200	8	11	4		8		70	1200	600		600	50					
39. Tibbitt Wm	100	100	50	7000	300	300	3	40	3		4		25	3000	500		800						
40. Elliston G.	50			2000	250	500	2	1	2		60		40	2000	400		1500						

2890 2691 1155 9920 6520 7415 150 100 29 19 20 199 606 20675 12555 25600 1180 150

State of Missouri, enumerated by me on the 10-11-12-8 13th day of August, 1870.

Solomon Lane, Ass't Marshal.

YEAR ENDING JUNE 1, 1870.																									TOTAL VALUE.					
Cotton. (Bales 150 lbs.)	Wool. Lbs.	Fens and Demas. Dush.	POTATOES.		Orchard products. Dolls.	Wine. Gallons.	Produce of Market Gardens. Dolls.	DAIRY PRODUCTS.			SEED.		Hops. Lbs.	Hemp. Tons.	Flax. Lbs.	Flax-seed. Bush.	Silk cocoons. Lbs.	SUGAR.		Molasses. Gallons.	BEES.		Forest products. Dolls.	Value of Home Manufactures. Dolls.	Value of animals slaughtered or sold for slaughter. Dolls.	Estimated value of live stock, including horses, mules, and other animals, and tools to stock. Dolls.				
			Eat. Bush.	Sweet. Bush.				Butter. Lbs.	Cheese.* Lbs.	Milk sold. Gallons.	Clover. Bush.	Grass. Bush.						Maple. Lbs.	Cane. Hhds. (1,000 lbs.)		Wax. Lbs.	Honey. Lbs.								
25	26	27	28	29	30	31	32	33	34	35	36	37	38	39	40	41	42	43	44	45	46	47	48	49	50	51	52			
			150					250																		40	575	1		
			50					150																100		550	1000	2		
	25		10								4																200	530	3	
	40		12					150			4													50		350	1370	4		
			15		20			40																			50	300	5	
			50																								400	450	6	
			50		25			150			6																200	580	7	
			20																								50	500	8	
	40		30					100													150					80	1000	9		
											8																	2000	10	
			1000					100																			175	1700	11	
			20	10	70			250																300		550	1400	12		
			40		25			200																		600	2060	13		
			25					100																			240	2000	14	
								20																			80	1000	15	
			20					250																		40	300	1000	16	
								100																			30	400	17	
			20					150			2																150	500	18	
			50		25			200			3																200	1200	19	
	60		15																							35		1000	20	
	100		20		100			250																12	200	50	2200	21		
			10		200			150																	200	150	700	22		
			25		25			150			3																250	300	23	
			20		25			150																				200	24	
			40					150			10																125	700	25	
			20		50			300			10													10		300	1470	26		
					100			200			1																250	950	27	
	40		50																							50	50	200	28	
	20				25			100			3															25	100	675	29	
			15		200																				40	500	300	30		
			20		200			150			20															500	1820	31		
			40					150			5															150	2000	32		
	30		15		25			100																	3	100	20	300	800	33
	32		10																								150	300	34	
			40		20			200			2															150	100	400	35	
			15					100																			100	450	36	
			50		40						3																830	2039	37	
					30			100			3																1250	2000	38	
								150			9																200	1000	39	
			12					100																			3000	1600	40	
387			1929	110	1400			4610			96														28	15	940	150	1000	4000

* This will include only such cheese as is made upon the farm. Milk sent to cheese factories will be regarded as milk sold off the farm.

State of Missouri, enumerated by me on the 13-14-16 87th day of August, 1870.

John Lane, Ass't Marshal.

YEAR ENDING JUNE 1, 1870.																									TOTAL VALUE.				
Cotton.	Wool.	Peas and Beans.	POTATOES.		Orchard products.	Wine.	Produce of Market Gardens.	DAIRY PRODUCTS.			SEED.			Hops.	Hemp.	Flax.	Flax-seed.	Silk cocoons.	SUGAR.		BEES.			Forest products.	Value of Home Manufactures.	Value of animals slaughtered or sold for slaughter.	Estimated value of all farm produce, in accordance with terms and additions to stock.		
			Irish.	Sweet.				Butter.	Cheese.*	Milk sold.	Hay.	Clover.	Grass.						Maple.	Cane.	Molasses.	Wax.	Honey.					Dolls.	Dolls.
Bales (150 lbs.)	Lbs.	Dush.	Dush.	Dush.	Dolls.	Gallons.	Dolls.	Lbs.	Lbs.	Gallons.	Tons.	Bush.	Bush.	Lbs.	Tons.	Lbs.	Bush.	Lbs.	Lbs.	Hds. (1,000 lbs.)	Gallons.	Lbs.	Lbs.	Dolls.	Dolls.	Dolls.	Dolls.		
25	26	27	28	29	30	31	32	33	34	35	36	37	38	39	40	41	42	43	44	45	46	47	48	49	50	51	52		
			20					200													8					131	430	1	
	15		15		75			150			3															300	1200	2	
								150																		175	500	3	
			30					200														40				200	1000	4	
			75					200			30															270	1100	5	
																										20	350	6	
	30							350																		144	700	7	
			25																							40	150	8	
								130			6											30				150	700	9	
																										50	700	10	
																												100	11
																											400	12	
			10		10			13																		80	1300	13	
																										75	300	14	
																												500	15
																												500	16
	60		40		75			150																	40	150	500	17	
			70					150																		70	300	18	
			50		20			150			8													20		600	1600	19	
	75		10					150																		200	600	20	
	40		30					150																		200	500	21	
			100					150			10															100	1500	22	
			50					150																		100	800	23	
																										100	300	24	
																												400	25
																											60	675	26
			20					400			3															340	1740	27	
			20																							40	500	28	
			20					200																		300	1100	29	
			16		50			150																		250	1000	30	
			10		100			150			6															200	3100	31	
			20																								300	800	32
			20					300																			450	1250	33
	200		150					200			100														300	625	880	34	
																												600	35
																											150	1000	36
			25		50			50																	25		325	1100	37
			20					50																			150	630	38
																											100	1000	39
																												100	40
430	860	360						813			160															14250	39815		

* This will include only such cheese as is made upon the farm. Milk sent to cheese factories will be regarded as milk sold off the farm.

State of Missouri, enumerated by me on the 17th 18th day of August, 1870.

Solomon Sam, Ass't Marshal.

YEAR ENDING JUNE 1, 1870.

Cotton.	Wool.	Pens and Beans.	POTATOES.		Orchard products.	Wine.	Produce of Market Gardens.	DAIRY PRODUCTS.			SEED.			SUGAR.			BEES.			Forest products.	Value of Home Manufactures.	Value of animals slaughtered or sold for slaughter.	TOTAL VALUE.							
			Irish.	Sweet.				Butter.	Cheese.*	Milk sold.	Hay.	Clover.	Grass.	Hops.	Hemp.	Flax.	Flax-seed.	Silk cocoon.	Maple.					Cane.	Molasses.	Wax.	Honey.	Dolls.		
Rates (50 lbs.)	Lbs.	Bush.	Bush.	Bush.	Dolls.	Gallons.	Dolls.	Lbs.	Lbs.	Gallons.	Tons.	Bush.	Bush.	Lbs.	Tons.	Lbs.	Bush.	Lbs.	Hds. (1,000 lbs.)	Gallons.	Lbs.	Lbs.	Dolls.	Dolls.	Dolls.	Dolls.				
25	26	27	28	29	30	31	32	33	34	35	36	37	38	39	40	41	42	43	44	45	46	47	48	49	50	51	52			
			40					150																		150	450	1		
			20					250																			30	250	2	
			15					x																			75	380	3	
			10					150																			120	420	4	
			30																										5	
	600		30					150			5																	8 60	1175	6
	30		15		50						4																		7	
	25		30					200																					8	
			12		20			200																					9	
								100																					10	
																													11	
			25		20			200			8																		12	
																													13	
			20					150																					14	
			25					150																					15	
			15					100																					16	
			30					200																					17	
			25					150																					18	
			40					200																					19	
			30					20																					20	
			25					150																					21	
																													22	
			40					250																					23	
																													24	
																													25	
																													26	
																													27	
			30																										28	
																													29	
																													30	
																													31	
																													32	
																													33	
																													34	
																													35	
																													36	
																													37	
																													38	
																													39	
																													40	

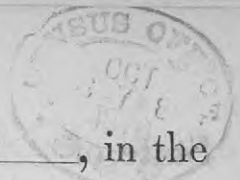
The foregoing is a true copy of the census of Forest & Range Township taken by me according to law & instructions
Solomon Sam Ass't Marshal

115 250 477 90 2620 11 5 235 20 5360 29825

* This will include only such cheese as is made upon the farm. Milk sent to cheese factories will be regarded as milk sold off the farm.

SCHEDULE 3.—Productions of Agriculture in 3rd Ward Independence, in the County of Jackson, in the

Post Office: Independence Mo State of Missouri



1	Name of Agent, Owner, or Manager.	ACRES OF LAND.			PRESENT CASH VALUE.		Total amount of wages paid during the year, including value of board.	LIVE STOCK, JUNE 1, 1870.							PRODUCE DURING THE YEAR.										
		UNIMPROVED.			Of farm.	Of farming implements, machinery.		Horses.	Mules and Asses.	Milch Cows.	Working Oxen.	Other Cattle.	Sheep.	Swine.	Value of all live stock.	WHEAT.		Rye.	Indian Corn.	Oats.	Barley.	Buckwheat.	Rice.	Tobacco.	
		Improved.	Wood-land.	Other unimproved.												Dolls.	Dolls.								No.
2	3	4	5	6	7	8	9	10	11	12	13	14	15	16	17	18	19	20	21	22	23	24			
1	Hone Robert	5			3000	100		2	2	4			8	400	150		800								1
2	Smart Mary	40	160		6000	50	300										50								2
3	Buchanan Alfred	313			15650			1		1				150	100		800								3
4	Burns Nancy	260			1000			1						150											4
5	Chiles Diana	70	70		4000					2				100											5
6	Williamson Lambert	160			6000	500	300	6		2		2	20	800			1000								6
7	Woodson Margaret	180	320		21100	200		3		2				500	40										7
8	Barnes Martha	75			4700	150		3		2				400											8
9	Hoad Hadley	60	30		4800	150		2	2	4		45	12	1725	150		800	300							9
10	Hewson William	53	160		3300	100			2	1				300	40										10
11	Blood Caleb	42			9500	100		1		1				200											11
12	Overfelt Thomas	138			5000					1				50											12
13	Chrisman William	40			20000	150	1000	3		5		5	3	450											13
14	May Jacob	7			13000	100	500	2		2		2	2	600											14
15	Strade Charles E	19			7000					2			10	120	100		360								15
16																									16
17																									17
18																									18
19																									19
20																									20
21																									21
22																									22
23																									23
24																									24
25																									25
26																									26
27																									27
28																									28
29																									29
30																									30
31																									31
32																									32
33																									33
34																									34
35																									35
36																									36
37																									37
38																									38
39																									39
40																									40

Handwritten notes and corrections at the bottom of the page, including numbers like 14600, 550, 190, 124050, 1600, 2100, 24, 6, 29, 02, 64, 6025, 610, 6510, 300, and various checkmarks and symbols.

State of Missouri, enumerated by me on the 15 & 16 day of August, 1870.

Connellygaler, Ass't Marshal.

YEAR ENDING JUNE 1, 1870.

Cotton.	Wool.	Peanut Beans.	POTATOES.		Orchard products.	Wine.	Produce of Market Gardens.	DAIRY PRODUCTS.			SEED.			SUGAR.			BEES.		Forest products.	Value of Home Manufactures.	Value of animals slaughtered or sold for slaughter.	TOTAL VALUE.						
			Irish.	Sweet.				Butter.	Cheese.*	Milk sold.	Hay.	Clover.	Grass.	Hops.	Hemp.	Flax.	Flax-seed.	Silk cocoons.					Maple.	Cane.	Molasses.	Wax.	Honey.	
																												Dolls.
25	26	27	28	29	30	31	32	33	34	35	36	37	38	39	40	41	42	43	44	45	46	47	48	49	50	51	52	
			35					200																			400	1
			25					100																			200	2
				200			2000	700																			2300	3
											6																1200	4
			25					400																			200	5
			200		120			300														Sorghum 160					1200	6
			175		400						4																650	7
			100					200																			275	8
			100					70			1																200	9
			125					75																			225	10
			100					75																			200	11
			100					100																			350	12
			800				550	200																	30		500	13
								75																			75	14
								75																			80	15
								75																			100	16
			25					70																			100	17
			20					70				1															200	18
			30																								50	19
			200				200	100																			325	20
			25																								50	21
			50					200																	300		700	22
			100					250																	200		500	23
			25					100																			200	24
			25					150																			350	25
			40					100																			500	26
			50					200																			400	27
			40					150																			300	28
								300																			425	29
			300					75																			200	30
								75																			100	31
			25					75																			125	32
																											250	33
			25				500	100																			600	34
			25					100																			300	35
			200					200																			300	36
			200				600																				800	37
			100				300																				325	38
			30				500																				700	39
			30				400																				500	40
			25	50	200	550	5050	1800																	550		1025	

* This will include only such cheese as is made upon the farm. Milk sent to cheese factories will be regarded as milk sold off the farm.

SCHEDULE 3.—Productions of Agriculture in Haw Township in the County of Jackson, in the
 Post Office: Independence Mo



Name of Agent, Owner, or Manager.	ACRES OF LAND.			PRESENT CASH VALUE.		Total amount of wages paid during the year for binding value of board.	LIVE STOCK, JUNE 1, 1870.								PRODUCE DURING THE									
	Improved.	UNIMPROVED.		Of farm.	Of farming implements and machinery.		Horses.	Mules and Asses.	Milch Cows.	Working Oxen.	Other Cattle.	Sheep.	Swine.	Value of all live stock.	WHEAT.		Rye.	Indian Corn.	Oats.	Barley.	Buckwheat.	Rice.	Tobacco.	
		No.	Wood-land.												Other unimproved.	Dolls.								Dolls.
1	2	3	4	5	6	7	8	9	10	11	12	13	14	15	16	17	18	19	20	21	22	23	24	
Weaver Arthur	14			rents	100		2		1				11	275				200						
Tripp Henry C	12			rents	100	300	3		2					2	400			25	50					
Wanscoy Jasper	12			rents	50		2							3	200				75					
Quest Charles	50			rents	200	300	2	2	1					4	500									
McGraw Edward	60			rents	75		2	1	4					3	350				250					
Satchaw Edwin	50			rents	100		3		16					7	600									
Washburn William	40			rents	100	120		2	5		2			4	350	80		350	50	50				
Godd William	80			rents	50		1		1		1				200									
Proudfoot William	60			rents																				
Payne Milton J	30			rents	400	450	4		2						700									
Woodson Alhead	18			rents	200		1		1						150			650						
Cuse Theodore S	7			rents			3		1		2			4	350									
Wood Luther H.	10			rents	125	250	1	2	2					6	500									
Mitchner Jacob S	7			rents	200	250	3		3					5	400									
Searcy Ambrose W	6			rents	100		2		2		1	15			325			100						
Smith Wallace	47			rents	150		4		1		1	18	4		550	84		600						
Naran Lewis E	6			rents					1						40			200					3000	
Long Robert J	126			rents	50	50	2	2	5		8		8		500	200		750						
Barton Hugh S	120			rents	400	200	4		3		7		20		575	400		1000	150					
John J	20			rents	25	100	2	2					8		400	200		650	150					
Searcy Charles W	25			rents	100		3		1		2		5		300	25		250	75					
Shank John S	60			rents	25	80		2	4				50		1000	110		2400	60					
Lapping Tallman	80			rents	150	100	2		2				2		300			200	50					
Baton Ann	40			rents	250	50		6	3		4		15		800	150			100					
Shanklin Jesse	20			rents	125		3		2						300	30		1500						
Shouse John C	120			rents	225	50	6		4		4		15		700	100		600	50					
Brooks Charles W	25			rents	125		1		2		3		2		200			50	60					
Steel Asa M	25			rents	150		3		1		2		9		325	40		600	45					
James P	10			rents	75		1								100									
Cary Lucius	170			rents	200	300	8		4		9		9		1200	200		1000	210					
Collins Ancel	120			rents	200	200	4		7		6		20		700	100		800	200					
Cantrell Stephen	20			rents	200		3								250			600						
Steel Richard C	65			rents	100		2		1		1		4		300	90		500	50					
Baily Arthur	13			rents	150		3		1		1		25		400			200						
Porter John	10			rents	120		1								100									
Bartlett Morell	5			rents	125		2								200									
Bales Walter	170			rents	200	200	5		2		2		20		800			400	450					
Thalmer Robert J	160			rents	200	250	5	2	5		1		20		800	230		150	120					
Beery Mary S	20			rents	150	250	2		2		1		6		300			800						
Bouton Mary J	24			rents	100		1				1				125			200						
				rents																				

Handwritten notes and corrections at the bottom of the page, including '185', '1800', '53.95', '35.00', '92', '91', '92', '6.25', '35', '20.1', '16.56', '20.39', '14.25', '22.25', '50', '3000'.

State of Missouri, enumerated by me on the 18th day of August, 1870.

Cowdell, Ass't Marshal.

YEAR ENDING JUNE 1, 1870.																									TOTAL VALUE.				
Cotton.	Wool.	Fens and Benna.	POTATOES.		Orchard products.	Wine.	Fruits of Market Gardens.	DAIRY PRODUCTS.			SEED.			Hops.	Hemp.	Flax.	Flax seed.	Silk cocoons.	SUGAR.		Molasses.	BEES.		Forest products.	Value of Home Manufactures.	Value of animals slaughtered or sold for slaughter.	Estimated value of all farm production, including betterments and additions to stock.		
			Bales (450 lbs.)	Lbs.				Bush.	Bush.	Dolls.	Gallons.	Dolls.	Lbs.						Lbs.	Gallons.		Tons.	Bush.					Bush.	Lbs.
25	26	27	28	29	30	31	32	33	34	35	36	37	38	39	40	41	42	43	44	45	46	47	48	49	50	51	52		
			300																								300	1	
			25				30																					125	2
			200																									75	3
			570				1000	200																				1500	4
			40					200																				200	5
			50																									300	6
			25					300				4																500	7
						500																						550	8
													100															100	9
			25																									300	10
																												500	11
			30				200																					350	12
			50				250																					350	13
			50				150																					250	14
			40																									350	15
																												350	16
			25																									600	17
			30																								300	825	18
			300		600																						800	2200	19
			150																									500	20
			50				25																					150	21
			50																									1400	22
			300		50		500																					800	23
			50				50																					300	24
																												125	25
			25																									200	26
			150																									145	27
			100		20																							225	28
			110																									100	29
			300									500															100	500	30
			25		60																							400	31
			100									500																200	32
			75																									125	33
			110																									200	34
			50				600																					700	35
			25				300																					375	36
							25																				100	145	37
			100				30																					225	38
			25				35																					250	39
							30																					125	40
			3485		1200		3225	700				12															1000	10945	

* This will include only such cheese as is made upon the farm. Milk sent to cheese factories will be regarded as milk sold off the farm.

SCHEDULE 3.—Productions of Agriculture in *Kear* Township, in the County of *Jackson*, in the Post Office: *Independence Mo*

Name of Agent, Owner, or Manager.	ACRES OF LAND.			PRESENT CASH VALUE.		Total amount of wages paid during the year, including value of board.	LIVE STOCK, JUN 1, 1870.								PRODUCE DURING THE									
	Improved.	UNIMPROVED.		Of farm.	Of farming implements and machinery.		Horses.	Mules and Asses.	Milk Cows.	Working Oxen.	Other Cattle.	Sheep.	Swine.	Value of all live stock.	WHEAT.		Rye.	Indian Corn.	Oats.	Barley.	Buckwheat.	Rice.	Tobacco.	
		No.	Woodland.												Other unimproved.	Dolls.								Dolls.
1	2	3	4	5	6	7	8	9	10	11	12	13	14	15	16	17	18	19	20	21	22	23	24	
Sarah Alice	10			5000	50		1							100										
Riggins Benjamin	10			5000	250	300	2		2				4	300										
Wilson Robert	7			5000	100	150	1		1		4			150										
Brown Robert	5			4000	170	800	2		1					325										
Bayne William	5			4000	170		2						10	300				200						
Walton Jordan	10			5000	170	100	1		1					100				200						
Ford Lewis	5			3000	150		2		1					200				100						
Stewart Peterson	50			25000	200	100	8	6	2				16	1500				100						
Wilsley Redman	85			2500	50		1		1					150				100						
Duffley Daniel	11			2000	200	300	2		3		1		10	350				300						
Chase George	15			5000	250	50	2		1				10	300										
Johnson Jack	60			2400	200	150	4		4		2		8	600				600	100					
Partonier Peter	5			200		100	1		2				4	300										
Goodwin John	18			3000	200		1		3		2		5	200				30						
McGuire Morris	6			1000	150		2		3				4	350				120	50					
Nonavan Hauck	6			1000	50				2				3	50				50						
Wood Adam C	123			4000	25		2		1				2	225										
Anderson Benjamin	18			1000	25				1					45				200	50					
Solsberry Samuel W	70			3000	300	300	3		3				6	450		40		500						
Phelps Stephen	9			Rents	100		2		7					40				200						
Wuyfort Amendes	10			"	100		2						3	200				225						
Ford David	10			"	25																			
Graves John B	40			"	50				2					200				400	100					
Lava Joseph	6			"		250												80						
Hill Samuel	607			13000			1		1					125										
Mathews Alexander	314			16500			1		1					125										
Bradley Lewis W	150			22000	150	175	8		5	2	9	16	20	1500		140		1000	240					
Bigger Thomas J.	160			24000	150	300	1	2	4		8		15	1000				800						
Clark Henry C	120			8000	150	50	3		11		1		10	50		75		600	150					
Collins Gabriel	80			7000	150	275	10		5		8		20	1200		100		700						
Burge David	240			24000	150	300	4		5		8			500		100		800						
Poring Thomas	40			4000	100	50	1		1					100				100						
Hames Nancy	200			2000	100	50	1		4		4		8	175				150						
George	100			10000																				
Smart David	90			90000	150																			
Pratt William	12			6000	50	100	1		1					130				50						
Cook George W	10			Rents	150		1							100										
Walden Elijah	14			3000	75		3		3		3		13	600		17		120						
Kansas city post house	6			6000																				
Mathews James	48			Rents	100		2		2				10	200		100		800	150					
				355,600	41,600	35,500	28	10	82	2	50	14	18	12,300		572		5020	840					

State of Missouri, enumerated by me on the 20th day of August, 1870.

, Ass't Marshal.

YEAR ENDING JUNE 1, 1870.

Cotton. Bales (450 lbs.)	Wool. Lbs.	Furs and Beavers. Bush.	POTATOES.		Orchard products. Dolls.	Wine. Gallons.	Produce of Market Gardens. Dolls.	DAIRY PRODUCTS.			Hay. Tons.	SEED.		Hops. Lbs.	Remp. Tons.	Flax. Lbs.	Flax-seed. Bush.	Silk cocoons. Lbs.	SUGAR.		BEES.		Forest products. Dolls.	Value of Home Manufactures. Dolls.	Value of animals slaughtered or sold for slaughter. Dolls.	TOTAL VALUE. Dolls.			
			Irish. Bush.	Sweet. Bush.				Butter. Lbs.	Cheese.* Lbs.	Milk sold. Gallons.		Clover. Bush.	Grass. Bush.						Maple. Lbs.	Cane. Hhds. (1,000 lbs.)	Molasses. Gallons.	Wax. Lbs.					Honey. Lbs.		
25	26	27	28	29	30	31	32	33	34	35	36	37	38	39	40	41	42	43	44	45	46	47	48	49	50	51	52		
			25				125																				200	1	
			30				100																					175	2
			50				200																					300	3
		125	200	25			175																					2000	4
							50																					125	5
		25	1000	100			1000																					1300	6
			50				50																					200	7
			60				200																					300	8
			25				50																					200	9
			100				100																					300	10
			25				100																					300	11
			300				300																					600	12
		50	1000				400																					500	13
			50				50																					100	14
			200				100																					350	15
			25				50																					75	16
							50																					50	17
			25				50																					200	18
			400	200			200																					600	19
			50				50																					100	20
			75				50																					125	21
			75				200																					300	22
			75																									125	23
			100				50																					150	24
			25	15			75																					100	25
			25	15			75																					100	26
			100				50																					1000	27
			100				75																					400	28
			150				25			1500																100	2600	29	
			100				25																					600	30
			25				60																					700	31
			25				75																					150	32
			25				50																					100	33
							50						200															250	34
			25				50																					100	35
			25				300																					325	36
			75				50																					150	37
			50	25			150																					250	38
			150				50																					275	39
			10																									525	40
		200	1000	100	250		1000			1500			200														100	10000	

* This will include only such cheese as is made upon the farm. Milk sent to cheese factories will be regarded as milk sold off the farm.

State of Missouri, enumerated by me on the 22nd day of August, 1870.

Connelly, Ass't Marshal.

YEAR ENDING JUNE 1, 1870.

Cotton.	Wool.	Peas and Beans.	POTATOES.		Orchard products.	Wine.	Produce of Market Gardens.	DAIRY PRODUCTS.			SEED.			Flax.	Flax-seed.	Silk cocoons.	SUGAR.			BEES.		Forest products.	Value of Home Manufactures.	Value of animals slaughtered or sold for slaughter.	TOTAL VALUE.						
			Irish.	Sweet.				Butter.	Cheese.*	Milk sold.	Hay.	Clover.	Grass.				Hops.	Hemp.	Maple.	Cane.	Molasses.					Wax.	Honey.	Dolls.	Dolls.		
Hales (150 lbs.)	Lbs.	Bush.	Bush.	Bush.	Dolls.	Gallons.	Dolls.	Lbs.	Lbs.	Gallons.	Tons.	Bush.	Bush.	Lbs.	Tons.	Lbs.	Bush.	Lbs.	Hths. (1,000 lbs.)	Gallons.	Lbs.	Lbs.	Dolls.	Dolls.	Dolls.	Dolls.					
25	26	27	28	29	30	31	32	33	34	35	36	37	38	39	40	41	42	43	44	45	46	47	48	49	50	51	52				
			25				52																				125	1			
			25				50																					125	2		
			100				75																					1200	3		
			25				25																					50	4		
			30				30																					75	5		
			50				30																			40	200	6			
							25																					75	7		
			25				25																					100	8		
			30				25																					400	9		
							400																					600	10		
							200																					300	11		
			50				25																					400	12		
			50				50																					425	13		
			50				25																					200	14		
			25				50																					1500	15		
			25				40																					350	16		
			25				60																					375	17		
			100				50																					275	18		
			100				50																					375	19		
			25				1400																					1450	20		
			25				350																					700	21		
			25				50																					250	22		
							1500																					1500	23		
			25				50																					350	24		
			100				100																					250	25		
			100	10			500	50																		60	600	600	26		
							300																					300	27		
			28																										500	28	
							100	100																		100	250	250	29		
			50																									200	30		
			200				100																				175	550	550	31	
																											280	600	600	32	
																												100	100	100	33
			260	100	100																							180	300	300	34
			150							1000																		60	400	400	35
																															36
																															37
																															38
																															39
																															40

15 25 110 100 1000 250 1000 295 15450

* This will include only such cheese as is made upon the farm. Milk sent to cheese factories will be regarded as milk sold off the farm.

State of Mass., enumerated by me on the 22 & 23 day of Aug., 1870.

Solomon Lane, Ass't Marshal.

YEAR ENDING JUNE 1, 1870.																									TOTAL VALUE.				
Cotton. Bales (50 lbs.)	Wool. Lbs.	Peanut Beans.		POTATOES.		Orchard products. Dolls.	Wine. Gallons.	Produce of Market Gardens. Dolls.	DAIRY PRODUCTS.			SEED.		Hops. Lbs.	Hemp. Tons.	Flax. Lbs.	Flax seed. Bush.	Silk cocoons. Lbs.	SUGAR.			BEES.		Forest products. Dolls.	Value of Home Manufactures. Dolls.	Value of animals sold for slaughter. Dolls.	Estimated value of all farm produc- tion, including bet- terments and addi- tions to stock. Dolls.		
		Bush.	Bush.	Irish. Bush.	Sweet. Bush.				Butter. Lbs.	Cheese.* Lbs.	Milk sold. Gallons.	Hay. Tons.	Clover. Bush.						Grass. Bush.	Maple. Lbs.	Cane. 1000 lbs.	Molasses. Gallons.	Wax. Lbs.					Honey. Lbs.	
25	26	27	28	29	30	31	32	33	34	35	36	37	38	39	40	41	42	43	44	45	46	47	48	49	50	51	52		
			50					100			5															75	825	1	
	50		20		25			150			3															500	2000	2	
	33		60					50																		75	800	3	
			25		10			100														50				175	1000	4	
	90		10					150																		150	600	5	
			10					100			3															50	400	6	
	25		30		20			150			3											40				200	1000	7	
			10					100																		60	220	8	
			20					100			8															300	1100	9	
	60		15		50			150			10															500	1100	10	
			20		20			250			14															200	900	11	
																											400	12	
								150																		600	950	13	
			15					75																		500	1125	14	
																										100	650	15	
			25					100			20															125	800	16	
																										100	1400	17	
	50		20		10			150														75			5	150	430	18	
			4								1											10			20	100	350	19	
	16		20					100														5				60	200	20	
	25		15					150																25	30	130	530	21	
			40		100			350			1											50		20		50	1000	22	
			80					100																			200	23	
	30							200			1															80	250	24	
			30		100			200														25				150	1000	25	
	43		20					150																		175	600	26	
	90				100			150																		75	100	700	27
	100		30		50			150			8											20			75	200	1100	28	
			20		100			750																		200	1800	29	
			100					150														20				90	500	30	
			10					150			3															75	375	31	
			10					365			1															300	1100	32	
			10					100																		150	450	33	
			10					70			2															150	600	34	
			10					50			10															200	2000	35	
			50					150			15															250	300	36	
			50					150			20															200	600	37	
			70					50			4															150	800	38	
			50		100			200			3															700	2000	39	
			10		50			150			6															500	1500	40	
612			909		435			5560			123														230	45	200	9000	22650

* This will include only such cheese as is made upon the farm. Milk sent to cheese factories will be regarded as milk sold off the farm.

SCHEDULE 3.—Productions of Agriculture in *Shiabar Township* in the County of *Jackson*

Post Office: *Napoleon City Mo*



Name of Agent, Owner, or Manager.	ACRES OF LAND.			PRESENT CASH VALUE.			LIVE STOCK, JUNE 1, 1870.								PRODUCE DURING THE YEAR.									
	Improved.	UNIMPROVED.		Of farm.	Of farming implements and machinery.	Total amount of wages paid to hired hands including value of board.	Horses.	Mules and Asses.	Milch Cows.	Working Oxen.	Other Cattle.	Sheep.	Swine.	Value of All live stock.	WHEAT.		Rye.	Indian Corn.	Oats.	Barley.	Buckwheat.	Rice.	Tobacco.	
		No.	Wood-land.												Other unimproved.	Dolls.								Dolls.
1	2	3	4	5	6	7	8	9	10	11	12	13	14	15	16	17	18	19	20	21	22	23	24	
<i>Crenshaw A. G.</i>	300	200	200	15000	500	800	12	6	15		80		70	3500	1000		2400							
<i>Thompson Wm.</i>	400	50		3000	25	25	6		5		10	50	50	1000	88		200	50						
<i>Montgomery George</i>	50	210	50	4000	175	100	4		2	4	6	16	55	850	400		500		100					
<i>Chapman M.</i>	15	25		800	300	30	2		6		5		9	450			300							
<i>Veit Daniel</i>	60	88		2500	60	60	2		3		11	50	20	400	200		1000	50						
<i>George B.</i>	50	60		2500	20	130			2	1			1	200	180		200	50						
<i>Cummins Wm.</i>	40	37		1000	150		2		7		4		15	400	415		250		26					
<i>Seachest E.</i>	50	30		1600	50		5		1				9	300										
<i>Holloway Jas.</i>	50	150		3000		100	5	1	5		2		20	600	290		300							
<i>Hampson G.</i>	50	7		200	25	20	2		2	2	2	16	35	200	190	100								
<i>Smith G.</i>	30	60		1200	30		2		4	2	4	11	12	400	56	150	30							
<i>Wagley R. M.</i>	50	40		1500	30	100	1	1	4	2	5		20	350	100		1200	100						
<i>Severs Thorton</i>	60	50		2000	100	100			2	2	2	5	38	34	400	50		1000	150					
<i>Riches Pix</i>	90	110		3500	100	50	2	1	5		5	11	6	800	200		1500	150						
<i>Johnson S.</i>	20	50		1500	100		5		3		4			500	60		700	50						
<i>Carroll J.</i>	40	120		3000	95	150	2		7		8		8	500	100		1000	100						
<i>Brewlin Jas.</i>	55	345		2100	100	15	2	1	3		24	15	30	1700	180		500							
<i>Stanley M.</i>	30	50		1500	50	25	6		1				10	300	30		600	50						
<i>Hall Sam</i>	30	120		2500	50	25	4	7	3		3		13	400	62		200							
<i>Nickson Wm.</i>	20	30		1000	300		3		1	2	5	8	7	450	75		600	50						
<i>Prantner M.</i>	30	50		1500	20	15	2		3		4		5	300	135		250							
<i>Stanly S.</i>	50	50		1600	150	75	3	4	3				4	800	80	305	150	50						
<i>Cartmel J.</i>	10	60		1500	10		1						6	50										
<i>Dauger M.</i>	30	40		1000	20		2		2		3		10	250	100		800	75						
<i>Weir A H.</i>	40	80		2000	200		2	5	2		2		5	500	137		400						400	
<i>Com Wm.</i>	25	75		1000	50		2		1		1		14	350										
<i>Com John</i>	20	50		1000	60		3		2		3	8	12	350										
<i>Stanly J W.</i>	65	12		1400	100	50			2	1			20	300	137		400							
<i>Montgomery G.</i>	60	110		2000	100	50	6	1	4		7	20	20	300	233		750	50						
<i>Adams J.</i>	60	50		1800	75		6		3		6	20	25	600	50		500	50						
<i>Jones E H.</i>	45	20		1500	60	50	1	2	2		1		5	300	20	144	750	30						
<i>Montgomery D.</i>	35	15		1500	75	50	3	1	4		5	8	12	500	120		600							
<i>Bressfield Geo.</i>	10	70		1400	50		1	1	1		1		2	200			300							
<i>Juland Thos J.</i>	135	55		2500	200	450	6		5		3		28	850	250	700	2500							
<i>Satum Thos J.</i>	120	180		6500	300	400	4	2	4	2	3		24	700	500		1500	200						
<i>Gillingham J.</i>	210	278		8000	100	250	7		4	2	7	8	56	1000	75	400	1000	200						
<i>Burris James</i>	55	85		3000	150	150	2		2				6	32	400	215		500						
<i>Montgomery S. S.</i>	31	8		800	185	75			2	4			22	350	60		800							
<i>Shepard J M.</i>	100	40		3500	200	50	5		3				55	600	108		800							
<i>Harris Rhoda</i>	140	100		7000	150	75	5		3				6	18	600	250		1000	200					

Handwritten totals and corrections at the bottom of the page, including numbers like 244, 228, 251, 16300, 4195, 3510, 128, 35, 129, 18, 223, 252, 784, 24600, 475, 479, 251, 26190, 1695, 126, and 411.

State of Wis, enumerated by me on the 24 & 25 day of Aug, 1870.

Johnson, Ass't Marshal.

YEAR ENDING JUNE 1, 1870.

Cotton. Bales (50 lbs.)	Wool. Lbs.	Peanut and Peas. Bush.	POTATOES.		Orchard products. Dolls.	Wine. Gallons.	Produce of Market Gardens. Dolls.	DAIRY PRODUCTS.			Hay. Tons.	SEED.		Hops. Lbs.	Hemp. Tons.	Flax. Lbs.	Flax-seed. Bush.	Silk cocoons. Lbs.	SUGAR.			BEES.		Forest products. Dolls.	Value of Home Manufactures. Dolls.	Value of animals slaughtered or sold for slaughter. Dolls.	TOTAL VALUE. Dolls.		
			Irish. Bush.	Sweet. Bush.				Butter. Lbs.	Cheese.* Lbs.	Milk sold. Gallons.		Clover. Bush.	Grass. Bush.						Maple. Lbs.	Cane. Hhds. (1,000 lbs.)	Molasses. Gallons.	Wax. Lbs.	Honey. Lbs.					Value of all farm produce, including betterments and additions to stock.	
25	26	27	28	29	30	31	32	33	34	35	36	37	38	39	40	41	42	43	44	45	46	47	48	49	50	51	52		
			25					200			30															2500	2650	1	
			10		40			100															8	50		140	650	2	
			25		50			50			3																700	3	
			25																							75	230	4	
			15																							125	810	5	
			100					100																		50	500	6	
			150					100			3															100	700	7	
																												700	8
			10					50			2															100	600	9	
	115		10																							150	450	10	
	90		12					150			1															100	550	11	
			30					100																		150	890	12	
			25					150																		200	445	13	
			35					200			5															180	1103	14	
			20					100																		75	515	15	
			20					100																		75	1000	16	
	6		15					150																		200	650	17	
			18					100																			80	900	18
			25		30			150																		200	350	19	
			15					50																			50	500	20
			12																								100	550	21
			15																								100	700	22
																												200	23
			20					100																			90	800	24
			30					100																		175	700	25	
																												400	26
																												60	27
			20					100			2																	1000	28
			100		20			200			2															30	250	1000	29
			100					150			2																150	600	30
			20					50			2																120	600	31
			25					100																			100	600	32
			20					50																			75	300	33
			50		30			250			10																350	3200	34
			20		25																						150	1425	35
			20		20			50																			200	1200	36
			10		20			100																			100	575	37
			15					150																			120	650	38
			20					200																			100	800	39
			40		30			150																			300	1250	40
	151		112		305			2600			60																7150	30993	

* This will include only such cheese as is made upon the farm. Milk sent to cheese factories will be regarded as milk sold off the farm.

SCHEDULE 3.—Productions of Agriculture in Surabau, in the County of Jackson, in the

Post Office: Hopkinton City Mo



Name of Agent, Owner, or Manager.	ACRES OF LAND.			PRESENT CASH VALUE.		Total amount of wages paid during the year including value of board.	LIVE STOCK, JUNE 1, 1870.								PRODUCE DURING THE									
	Improved.	UNIMPROVED.		Of farm.	Of farming implements and machinery.		Horses.	Mules and Asses.	Milch Cows.	Working Oxen.	Other Cattle.	Sheep.	Swine.	Value of all live stock.	WHEAT.		Rye.	Indian Corn.	Oats.	Barley.	Buckwheat.	Rice.	Tobacco.	
		No.	Woodland.												Other unimproved.	Dolls.								Dolls.
1	2	3	4	5	6	7	8	9	10	11	12	13	14	15	16	17	18	19	20	21	22	23	24	
Burris Nancy	40	10		100	50		2	1	1			25	9	200				75						
Smith M	50	30		200	150	50	1	2	2	3	3	8	20	300		350		1000	97					
Burris James	50	30		200	150	25		2	1	1			4	250		50		150						
Robertson Saml	100	40		300	150	150	3		4		7		10	300		350		200	20					
Scott Sunda	320	147		1600	100	250	3	2	4		3	9	10	550		250		200						
Walker A J	80	20		250	100	250	2	3	2				30	350		550		50						
Porter William	150	20		500	250	50	3	2	7		19		75	1000		400		1500						
Walker J R	65	80		250	250	200	3	2	3		22		25	1200		400		100						
Williams A E	80	70		300	200	50	3	1	3		1		10	300		300		800						
Rider George	90	40		350	100	150	2	2	4		6		10	600		175		1000	100					
Libson Silas	60	70		300	150	50	4	2	3		5	12	8	800		300		1000						
Huchings W	60	40		300	120	100	4		2		6		12	400		250		800	75					
Daniel G W	80	120		600	150	50	2		2			8	10	300		300		300	50					
Quinn J	150	70		800	150	50	6		4		4	15	20	800		300		300						
Quinn Geo	20	20		100	20		1		1		2	8	2	250		150		300						
Burgess W J	40	40		200	100	25	2		4			8	16	400		200								
Vowell Bird	80	155		600	200	200	6	1	2		1		10	700		50		2500	150					
Coon J	140	190		800	100	50	4	1	4		4	15	25	700		500		500						
Stenhouse John	80	50		420	150	50	2		2		2	30	230	25				800	40		4			
Adams J M	65	225		500	150	600	8		3		5	75	1100		35			750	250					
Melby A	30	50		160			1		4	2	1			350		30		100						
Reich C	50	50	60	600	100	60	3	1	5	1	2			15	600	130		400						
Hoover A	40	40		200	100	30	2		1		1			7	150	124		750						
Jeans B J	140	75	25	600			5	1	5		2			38	1184	650		1500	400					
Wood Robert	20	150		1100	150		13	5	8	4	18		30	850	225			250						
Namptell J	50	20		240	150	30	5		2		2		4	400		88		600	50					
Pranson John	20	100		250			1		1					3	200									
Larson W F	60			1800	75	25		2	1		2		33	425		180		1000	100					
Nichols M	40	40		1600	100	50		2	1					200				500	300					
Cook R S	90	140		1000	150		2	2	2				40	350		260		1500	150					
Meadow Jane	40	80		240	150	250	4		4	4	3		9	350										
Mitchell W F	85	35		340	100	85	7		3		8		30	900		260		1200						
Jeans Eliza	80	120		600			2		3		3		20	360		150		600	250					
Borgine John	55	45		200	100		2		2				3	300		214		200	25					
Spurger J	40	20		150	125		2		1				30	375		130		500						
Loe J	100	57		500	250		9	1	2	1	13		37	300		160		2500	300					
Pallett A B	60	275		800	175		7	1	5		6	20	10	850		146		500	125					
Holman W P	40						2		1					250		50		600						
Rickman Saml	50	140		450	80		4		2				6	320		50		400						
Patterson John	18	79		350	125		1	2	2		3	18	22	300		35		400						

1998 1995 85
 1400 450
 2880
 133 28 110 15 152 44 644 2190 1975 1847
 157 146 648 4

State of Missouri, enumerated by me on the 26th 27th day of Aug, 1870.

William Linn, Ass't Marshal.

YEAR ENDING JUNE 1, 1870.

Cotton.	Wool.	Furs and Beavers.	POTATOES.		Orchard products.	Wine.	Produce of Market Gardens.	DAIRY PRODUCTS.			Hay.	SEED.		Hops.	Hemp.	Flax.	Flax-seed.	Silk cocoons.	SUGAR.		Molasses.	BEES.		Forest products.	Value of Home Manufactures.	Value of animals slaughtered or sold for slaughter.	Estimated value of all farm produce, including settlements and additions to stock.	TOTAL VALUE.	
			Bales (450 lbs.)	Lbs.				Bush.	Bush.	Dolls.		Gallons.	Dolls.						Lbs.	Lbs.		Gallons.	Tons.						Bush.
25	26	27	28	29	30	31	32	33	34	35	36	37	38	39	40	41	42	43	44	45	46	47	48	49	50	51	52		
	65							150													8					150	200	1	
2	31		30					150			1															200	1100	2	
3			10					50			1															50	250	3	
4			20					150																		120	600	4	
5			20					150			5															250	1800	5	
6			25					100			6															225	1100	6	
7			40					150																		200	1400	7	
8			30					150			5															200	1200	8	
9			30					50			3															150	900	9	
10			25					150			3															150	1200	10	
11																													11
12			20					150																		125	500	12	
13			15					100																		200	800	13	
14			20					100			3															250	800	14	
15			15					100			3															125	425	15	
16			20					150																		75	325	16	
17			150		300			150																				17	
18			20					50			6															250	1000	18	
19			20		50			50																		100	700	19	
20			30		50			150			4															160	1000	20	
21																										150	400	21	
22			12					150																		800	1300	22	
23			100					150																		100	650	23	
24			40					150																		700	1800	24	
25			15		250			250			12															900	1800	25	
26			12					100			3															200	800	26	
27			15					150																		200	800	27	
28			30		30			250			3															240	400	28	
29	80		15					200			2															60	900	29	
30			30					150			6															150	1000	30	
31			20																									31	
32			40		125			100																		225	800	32	
33			10					250			3															700	1300	33	
34	40		5	3	50			200			3															800	700	34	
35			5																									35	
36	30		20					150																	20	200	500	36	
37			20					200																		800	800	37	
38			30					150																			90	600	38
39	50		60					150																			220	1200	39
40			200																							200	300	40	
	995		1059		3			855			14														20	425	35480		

* This will include only such cheese as is made upon the farm. Milk sent to cheese factories will be regarded as milk sold off the farm.

State of Missouri, enumerated by me on the 29th 30th day of Aug, 1870.

Solomon Lane, Ass't Marshal.

YEAR ENDING JUNE 1, 1870.

Cotton.	Wool.	Pens and Beans.		POTATOES.		Oreined products.	Wine.	Produce of Market Gardens.	DAIRY PRODUCTS.			SEED.			Hops.	Hemp.	Flax.	Flax-seed.	Silk cocoons.	SUGAR.		Molasses.	BEES.		Forest products.	Value of Home Manufactures.	Value of animals slaughtered or sold for slaughter.	Estimated value of all farm productions including but not including additions to stock.	TOTAL VALUE.			
		Dolls.	Gallons.	Dolls.	Lbs.				Lbs.	Gallons.	Tons.	Bush.	Bush.	Lbs.						Tons.	Lbs.		Bush.	Lbs.						Hhds. (1,000 lbs.)	Gallons.	Lbs.
25	26	27	28	29	30	31	32	33	34	35	36	37	38	39	40	41	42	43	44	45	46	47	48	49	50	51	52					
			60					150			4															150	800	1				
			15					150			2															330	1200	2				
			15	8	15			32			1											50				250	800	3				
											4				1/2												150	600	4			
																										100	100	1400	5			
	60		30		20			200																		200	1300	6				
			10		20			150																			145	800	7			
								170																			18	400	8			
			50	8				50																		100	170	200	9			
			15	8				70																		30	100	300	10			
		2	60	2				50			1																100	300	11			
			20	10	100			200																			300	1200	12			
			30																									300	1200	13		
			10	10	10			150			4																500	1300	14			
			30					250																			150	1200	15			
			30					500																			30	600	16			
			15					500																			250	1300	17			
																											80	700	18			
			10	3				100																		100	30	170	800	19		
			20																									150	700	20		
	80		50					150			3																200	250	21			
	200		60					100			20																	50	300	22		
																												50	600	23		
	100		40		20			150																			30	150	800	24		
	30				100			150																			25	170	1300	25		
																												100	400	26		
																												100	1000	27		
																												70	900	28		
																													800	29		
																												30	600	30		
	30		30		8			150																				70	350	1000	31	
	10		70		20			100			2																	20	80	1200	32	
	50		40					100			3																	40	600	1200	33	
																												50	500	34		
			20																										100	1000	35	
	50		10					300																					100	800	36	
	30		10	10				100																					100	100	1200	37
			30																										20	600	38	
			40					300																					10	100	1000	39
																															40	

according to law instructions
112 811 59 333

The foregoing is a true copy of the Census of the County of St. Louis taken by me

Solomon Lane Ass't Marshal

This will include only such cheese as is made upon the farm. Milk sent to cheese factories will be regarded as milk sold off the farm.

138. 2.50 470

SCHEDULE 3.—Productions of Agriculture in West part Township, in the County of Jackson, in the Post Office: Independence



Table with columns: Name of Agent, Owner, or Manager; ACRES OF LAND (Improved, Wood-land, Other unimproved); PRESENT CASH VALUE (Of farm, Of farming implements and machinery); LIVE STOCK, JUNE 1, 1870 (Horses, Mules and Asses, Milch Cows, Working Oxen, Other Cattle, Sheep, Swine, Value of all live stock); PRODUCE DURING THE YEAR (Wheat: Spring, Winter, Rye, Indian Corn, Oats, Barley, Buckwheat, Rice, Tobacco).

Handwritten totals and checkmarks at the bottom of the table.

Handwritten signature or initials at the bottom right.



SCHEDULE 3.—Productions of Agriculture in Westport Township, in the County of Jackson, in the State of Missouri
 Post Office: Independence

Name of Agent, Owner, or Manager.	ACRES OF LAND.			PRESENT CASH VALUE.		Total amount of wages paid during the year, including value of board.	LIVE STOCK, JUNE 1, 1870.							PRODUCE DURING THE YEAR.										
	Improved.	UNIMPROVED.		Of farm.	Of farming implements and machinery.		Horses.	Mules and Asses.	Milch Cows.	Working Oxen.	Other Cattle.	Sheep.	Swine.	Value of all live stock.	WHEAT.		Rye.	Indian Corn.	Oats.	Barley.	Buckwheat.	Rice.	Tobacco.	
		No.	Wood-land.												Other unimproved.	Dolls.								Dolls.
1	2	3	4	5	6	7	8	9	10	11	12	13	14	15	16	17	18	19	20	21	22	23	24	
Mc Coy John C	40	none	none	8000	150	400	3	2	5		20		20	600				200	50					
Ragan Jacob	80	-	-	16000	100	240	2		3		10		20	500	74			500						
Ragan Mary A.	34	-	-	7000	50	none	1		1		4			200	25			200						
Orphanus Thome	40	-	-	14000	2000	300	3		4		1		16	500				500						
Winters Thomas W	36	-	-	11000	200	150	5		2		3		3	525	40			75						
— Duke W	17	-	-	12000	100	300	6		3				4	600				200						
Mc Gee Allen	181	-	-	150000	none	800	2		2				9	300										
Turner William	5	-	-	2500	25	none	2	2	1					440										
Mc Gee Mabilion W	112	-	-	44000		300	1		1				10	200	600			300						
Garrist Syle A.	10	-	-	4000	100	300	2		3		4		20	325										
— James A.	10	-	-	4000	100	200		2	2		3		2	300										
Thuppker Elizabeth	20	-	-	12000	100	200	2						2	200	70			75						
Connors John	21	-	-	12000	100	200	1	2	1					400										
Thuring John	79	-	-	7300	100	300	2		3				10	300	40			400						
Creatus Sophia	21	-	-	1050	100	none	1		1		3		5	200				50						
Potter Holder W	24	-	-	2000	100	150	2	2	6					400				300						
Stewart William	100	-	-	4200	150	500	2		3	4	1		15	500				100						
Beadle Augustus D	16	-	-	3000	100	250	1		1		1		1	150				100						
Morris Henry C.	32	-	-	5000	100		2		2		14			300	50			600						
Mc Menamin Michael	30	-	-	2000	none	50	2		1		1		14	200				600						
Majors John	207	-	-	8000	200	150	2	3	4		4		20	600	200			700	300					
Hellman Christ	50	-	-	2500	100	100	2		2				8	200	20			200						
— Fred	30	-	-	1500	100	none	2		2				2	200				200						
Schinger John	200	-	-	4000	100		2		21					800	100			300						
Mc Gall Robert	52	-	-	2000	100		2	1	1		1			200	25			300						
— William	60	-	-	2500	100		3		3					250	25			350						
Holloway James	35	-	-	3500			1							40										
Green Joseph M	80	-	-	3500	100	40	2		4		1		8	225				1000						
Abess James W	25	-	-	250	100	none	2		2				20	250	74			600						
Edwards John	25	-	-	250	none		2							100				600						
Dooly Sarah	40	-	-	2000			4		2		1	4	5	300				600						
Ryhn Michael	80	-	-	1600	50		2		1				9	200	25			500						
Thompson Joseph	126	-	-	3000	100		4		4		7	7	10	5000	45			525						
Murphy Charles	81	-	-	2400	100		1	2	2				10	325	102			500	100					
Whishelm James	80	-	-	2400	75	250	2	2	1		1		25	425				200						
Newton Charles W	28	-	-	1000	25	100		2	2		3			275				250						
Frog Edwin R	100	-	-	3000	200	none		2	3	6	2		15	350				500						
Hacy Albert	80	-	-	4000	125		2		4		3	16	15	400	100			525						
Keck George	42	-	-	850	125		1	1	1				3	200				100						
Morinether David	120	-	-	12000	400	400	1	2	2		9		15	350	100			1500	300					
				279300	57750	5680	79	25	106	10	93	25	34	15830	1415			13650	750					

State of Missouri, enumerated by me on the 9th day of August, 1870.

Dorrell C. Taylor, Ass't Marshal.

YEAR ENDING JUNE 1, 1870.

Cotton.	Wool.	Pens and Beans.	POTATOES.		Orchard products.	Wine.	Produce of Market Gardens.	DAIRY PRODUCTS.			SEED.			Hops.	Hemp.	Flax.	Flaxseed.	Silk cocoons.	SUGAR.			BEES.		Forest products.	Value of Home Manufactures.	Value of animals slaughtered or sold for slaughter.	TOTAL VALUE.
			Irish.	Sweet.				Butter.	Cheese.*	Milk sold.	Hay.	Clover.	Grass.						Maple.	Cane.	Molasses.	Wax.	Honey.				
Bales (50 lbs.)	Lbs.	Bush.	Bush.	Bush.	Dolls.	Gallons.	Dolls.	Lbs.	Lbs.	Gallons.	Tons.	Bush.	Bush.	Lbs.	Tons.	Lbs.	Bush.	Lbs.	Lbs.	Hds. (1,000 lbs.)	Gallons.	Lbs.	Lbs.	Dolls.	Dolls.	Dolls.	Dolls.
25	26	27	28	29	30	31	32	33	34	35	36	37	38	39	40	41	42	43	44	45	46	47	48	49	50	51	52
			25		150			300			3																600
			25		100			300																			550
																											200
			50		25						30																400
																											200
			50		50			200																			300
							100				5																200
								100																			100
							30	100			4																800
							200	250																			450
							200	200																			400
			50	30			150																				150
							150																				150
			100				300																				500
							50																				100
			100				50																				225
			200		10		200				3																450
			100				300																				500
			300				50																				600
			100				50																				300
			100	40			200				15														140	900	
			100				100				5																240
			50				100																				200
			20				200																				600
			15				50																				200
			20				40																				250
			20								1																100
			100				250																				300
			50				200				2																400
			20																								75
			100				200																				250
			50				100																				150
			30				300																				300
			300				200																			300	650
			75				100																				350
							100				1																100
			40				100																				300
			80				250																				600
							100																				100
			40				200																				800
			30	60	70		30	50																			440
							17	80																			140
							43	10																			140

* This will include only such cheese as is made upon the farm. Milk sent to cheese factories will be regarded as milk sold off the farm.

State of Missouri, enumerated by me on the 11th day of August, 1870.

Corwin Haysler, Ass't Marshal.

YEAR ENDING JUNE 1, 1870.

1 2 3 4 5 6 7 8 9 10 11 12 13 14 15 16 17 18 19 20 21 22 23 24 25 26 27 28 29 30 31 32 33 34 35 36 37 38 39 40	Cotton. Bales (50 lbs.) 25	Wool. Lbs. 26	Peas and Beans. Bush. 27	POTATOES.		Orchard products. Dolls. 30	Wine. Gallons. 31	Produce of Market Gardens. Dolls. 32	DAIRY PRODUCTS.			Hay. Tons. 36	SEED.		Hops. Lbs. 39	Remp. Tons. 40	Flax. Lbs. 41	Flax seed. Bush. 42	Silk cocoons. Lbs. 43	SUGAR.		Molasses. Gallons. 46	BEES.		Forest products. Dolls. 49	Value of Home Manufactures. Dolls. 50	Value of animals slaughtered or sold for slaughter. Dolls. 51	TOTAL VALUE.	
				Lish. Bush. 28	Sweet. Bush. 29				Butter. Lbs. 33	Cheese* Lbs. 34	Milk sold. Gallons. 35		Clover. Bush. 37	Grass. Bush. 38						Maple. Lbs. 44	Cane. Hhds. (1,000 lbs.) 45		Wax. Lbs. 47	Honey. Lbs. 48				Dolls. 52	
																													Dolls.
				100				300																	50	400	1		
				125				100																			350	2	
				100				150																			200	3	
				5				20																	6000	10000	4		
				100				300																	3000	4500	5		
								100																			200	6	
				25				150																			125	7	
				300				175																		450	2000	8	
				200				300																			1200	9	
				200				100																			200	10	
								100																			175	11	
				25				100																			100	12	
				25				400																			300	13	
				15				300																			450	14	
				20				150																			475	15	
				20				100																			450	16	
				50				125																			225	17	
				200				200																			475	18	
				200				100																			125	19	
				600				100																	200	1600	20		
																											2000	21	
							400																				400	22	
																											200	23	
																													24
																													25
																													26
																													27
																													28
																													29
																													30
																													31
																													32
																													33
																													34
																													35
																													36
																													37
																													38
																													39
																													40
				3510				400																			9200	26150	

The foregoing is a true copy of the Census of that portion of Westport Township lying within my district and taken by me in accordance with the law & instructions

Corwin Haysler
Ass't Marshal

* This will include only such cheese as is made upon the farm. Milk sent to cheese factories will be regarded as milk sold off the farm.

State of Missouri, enumerated by me on the 14th day of August, 1870.

Cornell Crysler, Ass't Marshal.

YEAR ENDING JUNE 1, 1870.


Cotton. Bales (150 lbs.)	Wool. Lbs.	Fens and Beans.			POTATOES.		Orchard products. Dolls.	Wine. Gallons.	Produce of Market Gardens. Dolls.	DAIRY PRODUCTS.			SEED.			Flax seed. Bush.	Silk cocoons. Lbs.	SUGAR.			BEES.		Forest products. Dolls.	Value of Home Manufactures. Dolls.	Value of animals slaughtered or sold for slaughter. Dolls.	TOTAL VALUE. Estimated value of all farm produc- tion, including bet- terments and ad- ditions to stock. Dolls.	
		Bush.	Bush.	Bush.	Irish. Bush.	Sweet. Bush.				Butter. Lbs.	Cheese.* Lbs.	Milk sold. Gallons.	Hay. Tons.	Clover. Bush.	Grass. Bush.			Hops. Lbs.	Hemp. Tons.	Flax. Lbs.	Maple. Lbs.	Cane. Hhds. (1,000 lbs.)					Molasses. Gallons.
25	26	27	28	29	30	31	32	33	34	35	36	37	38	39	40	41	42	43	44	45	46	47	48	49	50	51	52
								400																		500	1
																										200	2
								50																		700	3
			20					100																		300	4
																											5
																											6
																											7
																											8
																											9
																											10
																											11
																											12
																											13
																											14
																											15
																											16
																											17
																											18
																											19
																											20
																											21
																											22
																											23
																											24
																											25
																											26
																											27
																											28
																											29
																											30
																											31
																											32
																											33
																											34
																											35
																											36
																											37
																											38
																											39
																											40
			20					550																		1700	

* This will include only such cheese as is made upon the farm. Milk sent to cheese factories will be regarded as milk sold off the farm.

44

SCHEDULE 3.—Productions of Agriculture in 2 Ward Westport, in the County of Jackson, in the

Post Office: Independence



1	Name of Agent, Owner, or Manager.	ACRES OF LAND.			PRESENT CASH VALUE.		Total amount of wages paid during the year, including value of board.	LIVE STOCK, JUNE 1, 1870.							PRODUCE DURING THE YEAR.										
		Improved.	UNIMPROVED.		Of farm.	Of farming implements and machinery.		Horses.	Mules and Asses.	Milch Cows.	Working Oxen.	Other Cattle.	Sheep.	Swine.	Value of ALL live stock.	WHEAT.		Rye.	Indian Corn.	Oats.	Barley.	Buckwheat.	Rice.	Tobacco.	
			No.	Wood-land.												Other unimproved.	Dolls.								Dolls.
2	3	4	5	6	7	8	9	10	11	12	13	14	15	16	17	18	19	20	21	22	23	24			
1	Hanilton Conelia	20			600			1	2				2	200											
2	Adams Josephine	6			1100	20		1					2	50			50								
3	Theobald Francis	150			3500			2	2	5			3	350			300								
4	Gregg Clark	6			500	50		1	2				4	200											
5	Bannister August	6			300	25		1	2	1			6	200			150								
6	Bleis William A	110	140		6000	25		2	1	11			7	700											
7	Briant George W	340	200		31000	250		3	4	10	4	20	7	20	1600	100	200			400					
8	Bridger James	300			15000	100		3	2	3			20	500		300	1000	60							
9	Sager Henry	80			8000	50		2	1	2			4	275			400								
10																									
11																									
12																									
13																									
14																									
15																									
16																									
17																									
18																									
19																									
20																									
21																									
22																									
23																									
24																									
25																									
26																									
27																									
28																									
29																									
30																									
31																									
32																									
33																									
34																									
35																									
36																									
37																									
38																									
39																									
40																									

1115 2000 140 20500 520 14 6 20 151 31 2 50 4095 100 5000 1900 460

State of *Missouri*, enumerated by me on the *2^d* day of *August*, 1870.

Cornell Crysler, Ass't Marshal.

YEAR ENDING JUNE 1, 1870.																									TOTAL VALUE.			
Cotton.	Wool.	PEAS AND BEANS.			POTATOES.		Orchard products.	Wine.	Produce of Market Gardens.	DAIRY PRODUCTS.			SEED.			Hops.	Hemp.	Flax.	Flax seed.	Silk cocoons.	SUGAR.		BEES.		Forest products.	Value of Home Manufactures.	Value of animals slaughtered or sold for slaughter.	Estimated value of all farm production, including net additions to stock.
		Bales (450 lbs.)	Lbs.	Bush.	Bush.	Bush.				Dolls.	Gallons.	Dolls.	Butter.	Cheese.*	Milk sold.						Tons.	Bush.	Bush.	Lbs.				
25	26	27	28	29	30	31	32	33	34	35	36	37	38	39	40	41	42	43	44	45	46	47	48	49	50	51	52	
			2																								200	
																											100	
																											250	
			20					200																			225	
			50					100																			125	
																											100	
								100																			600	
			40		40						2													100			1000	
			40					100																			250	

State of *Missouri*, enumerated by me on the *9th - 10th - 11th* days of *June*, 1870.

James H. Cannon, Ass't Marshal.

YEAR ENDING JUNE 1, 1870.

Cotton. Bales (56 lbs.)	Wool. Lbs.	Pens and Bams. Bush.	POTATOES.		Orchard products. Dolls.	Wine. Gallons.	Produce of Market Gardens. Dolls.	DAIRY PRODUCTS.			Hay. Tons.	SEED.		Hops. Lbs.	Hemp. Tons.	Flax. Lbs.	Flax-seed. Bush.	Silk cocoons. Lbs.	SUGAR.		Molasses. Gallons.	BEES.		Forest products. Dolls.	Value of Home Manufactures. Dolls.	Value of animals slaughtered or sold for slaughter. Dolls.	TOTAL VALUE. Dolls.				
			Fish. Bush.	Sweet. Bush.				Butter. Lbs.	Cheese.* Lbs.	Milk sold. Gallons.		Clover. Bush.	Grass. Bush.						Maple. Lbs.	Cane. Hhds. (1,000 lbs.)		Wax. Lbs.	Honey. Lbs.								
25	26	27	28	29	30	31	32	33	34	35	36	37	38	39	40	41	42	43	44	45	46	47	48	49	50	51	52				
								50																		30	450	1			
			50	25				100			15																155	1100	2		
								50																			60	1050	3		
			200					100																				600	4		
								60																			20	800	5		
			100	20				500			5																	750	6		
								+																				1050	7		
								125																				3000	8		
			25																									1500	9		
			150					100			15																	1400	10		
			30					240																				200	11		
			30	20				40			8																	1150	12		
			50					350																				2000	13		
								60																				500	14		
								+																				1200	15		
			150	10				250																			250	1000	16		
			80	20				400																			90	1800	17		
																												750	18		
			300	10				75			10																100	1500	19		
			20					225																			60	975	20		
			100					130																			120	1200	21		
			50	10				150																			40	600	22		
								50																				25	500	23	
			30					75																			100	700	24		
			150					160																			125	1400	25		
			350					300																			110	1100	26		
			50	5				96																				500	27		
			50	10				225																				950	28		
			70	10				150																				1550	29		
			10					140																				550	30		
			400					400																			160	600	31		
			20	8				10																				65	225	32	
			40																									30	200	33	
			50					350																				150	3300	34	
			100					50																				150	2400	35	
			140	150				350																				265	2200	36	
			200					75																					900	37	
			100					150																				175	2400	38	
			350					150																				120	1400	39	
			50																									150	250	40	
			575	278	20			6206			53																			2537	47030

* This will include only such cheese as is made upon the farm. Milk sent to cheese factories will be regarded as milk sold off the farm.

47100

State of Michigan, enumerated by me on the 13th - 14th 25th day of June, 1870.

Geo S Cannon, Ass't Marshal.

YEAR ENDING JUNE 1, 1870.

Cotton. (Bales 150 lbs.)	Wool. Lbs.	Peas and Beans. Bush.	POTATOES.		Orchard products. Dolls.	Wine. Gallons.	Produce of Market Gardens. Dolls.	DAIRY PRODUCTS.			Hay. Tons.	SEED.		Hops. Lbs.	Hemp. Tons.	Flax. Lbs.	Flax-seed. Bush.	Silk cocoons. Lbs.	SUGAR.			BEES.		Forest products. Dolls.	Value of Home Manufactures. Dolls.	Value of animals slaughtered or sold for slaughter. Dolls.	TOTAL VALUE. Estimated value of all farm produce on hand at date of enumeration and addi- tions to stock. Dolls.				
			Irish. Bush.	Sweet. Bush.				Butter. Lbs.	Cheese.* Lbs.	Milk sold. Gallons.		Clover. Bush.	Grass. Bush.						Maple. Lbs.	Cane. Hhds. (1,000 lbs.)	Molasses. Gallons.	Wax. Lbs.	Honey. Lbs.								
25	26	27	28	29	30	31	32	33	34	35	36	37	38	39	40	41	42	43	44	45	46	47	48	49	50	51	52				
			30	-				211																			500	1			
			20					100																			35	900	2		
			300					150																			180	675	3		
			60					150																			120	1250	4		
			65					100																			100	1600	5		
								350																			300	3300	6		
																													450	7	
																													500	8	
								110																					1400	9	
			150					-																				300	10		
																													950	11	
			40					25																					375	12	
																													350	13	
			200																									60	700	14	
			200					500																			80	880	15		
			50					300																				80	625	16	
																													200	17	
			100																									50	250	18	
			1000	125				160																				100	500	19	
			40	6				150																				50	300	20	
								150																				100	2000	21	
			200																									90	1050	22	
			50	100				160																				120	1900	23	
			15	250																									15000	24	
			20	10				100																				30	900	25	
																													450	26	
			30					125																				35	500	27	
			200	15				125																				40	1700	28	
			50	15				100																				130	775	29	
			100	20																								100	400	30	
																													200	31	
			40					200																				40	900	32	
			35	6				50																					700	33	
			20	2				80																				20	1000	34	
			20					100																					-	1600	35
			500	25				550																					350	4500	36
			200					250																					250	4500	37
			30	10				300																					3000	38	
			60					100																					1250	39	
			200																										1200	40	
			405	490	100			3955																					2090	40980	

* This will include only such cheese as is made upon the farm. Milk sent to cheese factories will be regarded as milk sold off the farm.

44980



SCHEDULE 3.—Productions of Agriculture in Townships 4 & Range 34, in the County of Jackson, in the Post Office: Van Dusen's Run

Name of Agent, Owner, or Manager.	ACRES OF LAND.			PRESENT CASH VALUE.		Total amount of wages paid during the year, including value of board.	LIVE STOCK, JUN 1, 1870.								PRODUCE DURING THE YEAR.									
	Improved.	UNIMPROVED.		Of farm.	Of farming implements and machinery.		Horses.	Mules and Asses.	Milch Cows.	Working Oxen.	Other Cattle.	Sheep.	Swine.	Value of all live stock.	WHEAT.		Rye.	Indian Corn.	Oats.	Buckwheat.	Rice.	Tobacco.		
		Wood-land.	Other unimproved.												Dolls.	Dolls.							Spring.	Winter.
	No.	No.	No.	Dolls.	Dolls.		Dolls.	No.	No.	No.	No.	No.	No.	Dolls.	Bush.	Bush.	Bush.	Bush.	Bush.	Bush.	Lbs.	Lbs.		
1	2	3	4	5	6	7	8	9	10	11	12	13	14	15	16	17	18	19	20	21	22	23	24	
Jones J J	360	10		37,600	700	600	7	2	2	4		11	1225	100	5200		2400	125						
Dupuy P M	120			6000	250	150	3		4	11	1	50	1200		220		1000	800						
Wilson Jas	300	80	360	18,000	500	300	5	1	10	60		30	3500		450		3300	350						
Leopold J	80	20		2700	125	125	1	2	2	5		19	825		500		1000	180						
Long J W	70			2100	150	200	4		2				500		400		1200	100						
Roy J W	60			1800			3	2	3				1200											
Riffma J E	20	5		600	150		2		2				600		50		250							
Perrell M A	80			2400	200		2		1				300		275									
Bayly	130	10		4800	200		2		1				200		275									
Simpson Thos	80	10		3200	350		3		2				1200		520		1300	220						
Simpson J C	235	200		12500	650	700	10		7	2			100	2500			3500							
Simpson J W	52			2080			2							1000										
Curtis G	60	30		3200	175	200	5		1	1	2	4	600	178			500					16		
Trumble J	120	20		5600	100	50	2		2				275		350			90						
Haney J H	100	5		6000	350	250	2		1	7			600	420	350		300	100						
Miller J W	100			7000	400		4		1	1			400	560	400		400	100						
Meady A	30			1200	125		2		2	2			300	380	24		500	250						
McCull J W	30						2							200										
Pack J A	40						4		1					450										
Holmes J W	100			8000	350	125	2		3	4			1200	535	70	150	10	1350	350					
Houston W M	100			5000	350		2		2	14			200	700	70	350		350	100					
Houston Phil	72			3650	150				1	2			400	175	70	300		350	100					
Hecker J W	20			800			2		1				100	275										
Brook J W	20	20		7000	350	450	2		2	2			1300	500	535		600	300						
Jaynes W P	90	40		4000	125	350	2		2	3			500	400	800		850	150						
Born Thos	29	12		1200	100		2		2					300		50		750						
Treman Thos	200	40		8000	250	600	3	2	2	5			800	800	1200	600		600						
Tether W M	40			1600			6		X	1				650										
Samplis	100			4000			2		2	1	2			900				1100	180					
Leopold J H	17 1/2			3000	200		1		3	1			300	350	30		350							
MacNeil W M	40	15		3500	150	150	2		2				300	340	75	175		100						
McNeil A	40			3500	175		2						100	225				150						
Stings P R	200	30		8500	600	200	5		2				100	600	800		1300	400						
Nichols J W	80	13		5000	150		3		1				300	400	320		1300	200						
Solomon J A	80	10		5700	300	120	3	1	1	6			200	700	500		1000	300						
Miller W B	112	22		5000	200	160		2	1	1	2	80	900	450	225	60		1500	300					
Born W M	40	5		21100	120			2	2	1			200	275	30	160		350						
Riff J W	240	15		17000	850	600	2	4	2				2800	1000	1300		1000							
Leutis J	80			6000	35		2							200	400		1600							
Taylor Thos	160			9600	350	200	2		1	X			100	265	600		500							

4027592 260 212830 9220 5830 108 21 78 12 127 21 370 25775 2467 14540 10 29650 4495 16

State of _____, enumerated by me on the 27th 14th 22nd 71 day of June, 1870.

Jas. S. Hammon, Ass't Marshal.

YEAR ENDING JUNE 1, 1870.

Cotton (Bales 150 lbs.)	Wool Lbs.	Peas and Beans Bush.	POTATOES.		Orchard products Dolls.	Wine Gallons.	Produce of Market Gardens Dolls.	DAIRY PRODUCTS.			Hay Tons.	SEED.			Hops Lbs.	Hemp Tons.	Flax Lbs.	Flax-seed Bush.	Silk cocoons Lbs.	SUGAR.		Molasses Gallons.	BEES.		Forest products Dolls.	Value of Home Manufactures Dolls.	Value of animals slaughtered or sold for slaughter Dolls.	TOTAL VALUE. Estimated value of all farm produce including additions to stock Dolls.
			Irish Bush.	Swet Bush.				Butter Lbs.	Cheese* Lbs.	Milk sold Gallons.		Clover Bush.	Grass Bush.	Maple Lbs.						Cane (1,000 lbs.) Lbs.	Wax Lbs.		Honey Lbs.					
25	26	27	28	29	30	31	32	33	34	35	36	37	38	39	40	41	42	43	44	45	46	47	48	49	50	51	52	
			400	25				400																			6000	1
			50		75			400																			1000	2
			30		50			600																			2100	3
			100					200																			1000	4
			60					100																			1050	5
								200																			300	6
			50	12				150																			1000	7
																											600	8
																											1000	9
			30	10				150																			1300	10
			20					300																			300	11
			100	5	75			160																			700	12
			125					200																			600	13
																											500	14
			60	6				200																			700	15
			70	8				300																			800	16
			20	4				120																			325	17
			30	2																							200	18
			10					150																		30	300	19
			90	5				435																		115	700	20
			75					300																		100	200	21
			25					125																		25	600	22
			10					100																		25	350	23
			15					350																		135	7200	24
			20					400																		140	2600	25
			70					125																		50	350	26
								400																		200	1900	27
								150																		60	500	28
			15					150																		110	800	29
			20					250																		46	400	30
			10	5				150																		35	600	31
			60					160																		55	1600	32
			75					150																		30	900	33
																											1400	34
			30																							48	1300	35
			25					250																		50	700	36
			50					350																		90	450	37
			25	10				100																		1	3200	38
			30					135																			900	39
			25					150																		25	1200	40
			1965	92	200			7790																		1359	47525	

* This will include only such cheese as is made upon the farm. Milk sent to cheese factories will be regarded as milk sold off the farm.

State of *Missouri*, enumerated by me on the *21-22-26* day of *June*, 1870.

Gas Stennison, Ass't Marshal.

YEAR ENDING JUNE 1, 1870.

Cotton. Bales (50 lbs.)	Wool. Lbs.	Peas and Beans. Bush.	POTATOES.		Orchard products. Dolls.	Wine. Gallons.	Produce of Market Gardens. Dolls.	DAIRY PRODUCTS.			Hay. Tons.	SEED.			SUGAR.			BEES.		Forest products. Dolls.	Value of Home Manufactures. Dolls.	Value of animals slaughtered or sold for slaughter. Dolls.	TOTAL VALUE. Dolls.							
			Irish. Bush.	Sweet. Bush.				Butter. Lbs.	Cheese.* Lbs.	Milk sold. Gallons.		Clover. Bush.	Grass. Bush.	Hops. Lbs.	Hemp. Tons.	Flax. Lbs.	Flax-seed. Bush.	Silk cocoons. Lbs.	Maple. Lbs.					Cane. Hhds. (1,000 lbs.)	Molasses. Gallons.	Wax. Lbs.	Honey. Lbs.			
25	26	27	28	29	30	31	32	33	34	35	36	37	38	39	40	41	42	43	44	45	46	47	48	49	50	51	52			
			50				107	100																			2000	1		
			20					150																				1400	2	
			18					100																				160	3	
			30					160																				2500	4	
			30					100																				2000	5	
			150					100																		75		1000	6	
			new peas																									1000	7	
							new peas																					400	8	
								125																				3500	9	
			70					125																				1430	10	
			100					200																				750	11	
			40					150																				800	12	
																												200	13	
																												900	14	
			350					300																				1600	15	
			40					150																				1400	16	
																												900	17	
																												1450	18	
																												2500	19	
																												570	20	
			60					500																			1200	3000	21	
																												400	22	
			400					230																			45	3700	23	
			20																									500	24	
			20					150																				300	25	
			30					150																				1250	26	
																												1200	27	
																												500	28	
																												2000	29	
																												300	30	
			60 10					200																			1200	1750	31	
																												100	32	
																												2200	33	
			100					100																				400	34	
																												1000	35	
																												200	36	
			10					200																				800	37	
																												600	38	
																												400	39	
			200					300																				175	3100	40
			1760 10					2600																				535	46835	

* This will include only such cheese as is made upon the farm. Milk sent to cheese factories will be regarded as milk sold off the farm.

2.101

SCHEDULE 3.—Productions of Agriculture in Tomslip 27, in the County of Jackson, in the
 Post Office: Wa Parmiton Range 82 of 83 West

Name of Agent, Owner, or Manager.	ACRES OF LAND.			PRESENT CASH VALUE.		Total amount of wages paid to laborers including value of board.	LIVE STOCK, JUNE 1, 1870.										PRODUCE DURING THE YEAR.									
	Improved.	UNIMPROVED.		Of farm.	Of farming implements and machinery.		Horses.	Males and Asses.	Milk Cows.	Working Oxen.	Other Cattle.	Sheep.	Swine.	Value of ALL live stock.	WHEAT.			Indian Corn.	Oats.	Barley.	Buckwheat.	Rice.	Tobacco.			
		No.	Woodland.												Other unimproved.	Dolls.	Dolls.							No.	No.	No.
1	2	3	4	5	6	7	8	9	10	11	12	13	14	15	16	17	18	19	20	21	22	23	24			
Chambers G E	160			2000	400	900	2		2		6			10	550	120								3200	150	
Gunn O B	160			2000	300		2		1						260										New place	
Gunn C B	80			2400			4	1	6		2			2	800	60									100	
Riser A W	80			2400	100		3							2	275										New place	
Wagon Allison	80			3200	300		2		2					6	365										New place	
Wagon Allison	60	20		2400	250		2		1					15	375										800	
Philips George	40			1200																					700	
Philips John	40			1000	60		2		1						200										New place	
Philips Isaac	60			1500																					New place	
Vaughn Mary	60			1500																						
Taylor Daisy L	100	20		2800	750		3		4		9			10	700	120									1150	
Heall Wm	40			1200			1		1						175											
Boone B			38	760			1								75											
Hill Wm	300	10	40	6000	300		1	1	4		7			30	800										New place	
Storde Jas F	80		40	4800	100		4		5	2	3			24	1000	17									1800	350
Storde Widow	40	130		5000	100		4		5		6			6	750	300									300	80
Dryden A	400	130	13	24000	550		19	11	7		12	53	250	5000		600									7700	1350
Waller Wm	100	20	40	6400	100		2	2	1						250										New place	
Fanner Ref	60	30	50	4000	100		6		1	3				14	800	130	30								800	
Fanner J W	37	30	50	3000	150		3		6		2			3	600										500	
Bates F A	320		140	18000																					New place	
Wilson Rufus	130	180	50	12000	350	200		6	6		45			3	300		1800								1600	400
Creston C	120		26	4400	375		7		2					5	800	150	160								1400	100
Hollandy S	80	2	3	4000	300		4		2					5	550	550	500								450	
Smith M	76	4		3500	200		2		2					3	330	50	100								600	
Scharfer W	40			1600			2							1	375										450	
Kyser Thos	40			1600	175		2								350										400	
Richardson	120			5500	200		7		2						700										3700	
Parsons Saml C	50	70		4600	125	60	4		5		7			25	1100		50								600	250
Chesman E P	10	25		3500	100		2		5					5	450										New place	
Timitt E P	10	30		800	100		3		1					30	550										New place	
Luyden W	100	12	46	7000	150	100	2	1	3		2			22	750		90								850	400
Cooker H	160		48	8000	300	175	6		3		35			75	2000		450								3000	200
King Jesse	70	25	45	6500	150	125	5	2	5		3	46	35	1800		100									1100	91
Coleman J W	40	20	20	3000	60	80	3	1	3	2	3	7		34	1000										600	
Coleman Dick	80	15		3800	100	125	4	1	3		4	5		14	825										1400	340
Lorain M	90		10	3000	125	75	2	1	3		5			6	675										600	300
Pittinger H A	80	22		4000	125		2		4	2	15			60	1100	35									1500	75
Meilly J	80			5200	50		2							1	200	200									1600	
Boys Jas M	40			1600	100		4	1	1						400										1600	

3787 773 618 186010 186010 5620 1790 122 30 98 6 450 111 680 29730 1172 3080 84200 3295 591

1169

State of Missouri, enumerated by me on the 24th & 27th day of June, 1870.

Joe Harmon, Ass't Marshal.

YEAR ENDING JUNE 1, 1870.																									TOTAL VALUE.				
Cotton.	Wool.	Figs and Peas.	POTATOES.		Orchard products.	Wine.	Produce of Market Gardens.	DAIRY PRODUCTS.			SEED.			Hops.	Hemp.	Flax.	Flax-seed.	Silk cocoons.	SUGAR.		Molasses.	BEES.		Forest products.	Value of Home Manufactures.	Value of animals slaughtered or sold for slaughter.	Estimated value of all farm production, including but not additions to stock.		
			Irish.	Sweet.				Butter.	Cheese.*	Milk sold.	Hay.	Clover.	Grass.						Maple.	Cane.		Wax.	Honey.					Dolls.	Dolls.
Bales (450 lbs.)	Lbs.	Bush.	Bush.	Bush.	Dolls.	Gallons.	Dolls.	Lbs.	Lbs.	Gallons.	Tons.	Bush.	Bush.	Lbs.	Tons.	Lbs.	Bush.	Lbs.	Lbs.	Hhds. (1,000 lbs.)	Gallons.	Lbs.	Lbs.	Dolls.	Dolls.	Dolls.	Dolls.		
25	26	27	28	29	30	31	32	33	34	35	36	37	38	39	40	41	42	43	44	45	46	47	48	49	50	51	52		
			30		40			400																			757 300	1	
																												1200	2
																												200	3
																												25 500	4
																												900	5
			35		800			150																			60 700	6	
																												40 400	7
																												125	8
																												125	9
																												250	10
			110					500																				900	11
																												200	12
																												100	13
																												2000	14
			50	10	Fr. w.			150																			200 1750	15	
			20		20.00			100																				100 750	16
			250		35.00			650																			250 4500	17	
																												500	18
			30	7				100																				105 600	19
			55																									75 375	20
																												6000	21
			300	3				600																				200 2000	22
			100					300																				60 3400	23
			40																									50 750	24
			100					150																				35 650	25
																												800	26
																												60 700	27
																												40 650	28
			50	8	300			175																				100 1300	29
			25	7				300																				90 800	30
																												40 350	31
			275	10				450																				70 950	32
			15					100																				120 1500	33
			200					250																				100 850	34
			15	10	35.00			350																				100 600	35
			12					200																				90 850	36
			50																									75 1150	37
			25	5				200																				60 1000	38
			12																									45 7100	39
			30					100																				60 750	40
			1759	60	180240			5225																				2325 430 25	

* This will include only such cheese as is made upon the farm. Milk sent to cheese factories will be regarded as milk sold off the farm.

State of Wisconsin, enumerated by me on the 28 June 5th day of July, 1870.

Geo. H. Hamlin, Ass't Marshal.

YEAR ENDING JUNE 1, 1870.

Cotton.	Wool.	Peas and Beans.	POTATOES.		Orchard products.	Wine.	Produce of Market Gardens.	DAIRY PRODUCTS.			SEED.			Hemp.	Flax.	Flax-seed.	SILK cocoon.	SUGAR.			BEES.		Forest products.	Value of Home Manufactures.	Value of animals slaughtered and sold for slaughter.	TOTAL VALUE.			
			Irish.	Sweet.				Butter.	Cheese.*	MILK sold.	Hay.	Clover.	Grass.					Maple.	Cane.	Molasses.	Wax.	Honey.							
Bales (450 lbs.)	Lbs.	Bush.	Bush.	Bush.	Dolls.	Gallons.	Dolls.	Lbs.	Lbs.	Gallons.	Tons.	Bush.	Bush.	Lbs.	Tons.	Lbs.	Bush.	Lbs.	Hds. (1,000 lbs.)	Gallons.	Lbs.	Lbs.	Dolls.	Dolls.	Dolls.	Dolls.			
25	26	27	28	29	30	31	32	33	34	35	36	37	38	39	40	41	42	43	44	45	46	47	48	49	50	51	52		
			100					375																			777.00		
			15					275																			901.45		
			20					175																			1825		
			7					140																			580		
			10																								900		
			12					150																			550		
			311					300																			850		
			50																								425		
																											550		
			25					150																	20		600		
																											800		
			40					200																		60	750		
			30					200																			850		
			54					800																					
			100					600																			650		
			100					800																	350		1200		
			100					250																		150	1400		
			50					250			2															240	950		
			100					75			3															25	1200		
			100					300																		100	3200		
			10					100																			115	500	
			20		75			400																			175	4000	
			50					550																			250	1250	
																												400	
			100		300			400																			135	1600	
								475																			275	800	
			50																								16	600	
			100					350																			36	1800	
																											25	225	
								460																			175	700	
			50					300																			275	680	
			30					500																				160	1150
			10																									20	375
																													1.50
																													200
																													300
			75		25			60																				100	1200
								325																				200	375
			20					75																				420	500
			60					250																				175	600
			1464		5	600		7685																				3362	352.50

* This will include only such cheese as is made upon the farm. Milk sent to cheese factories will be regarded as milk sold off the farm.

33-47

SCHEDULE 3.—Productions of Agriculture in Unionville 47 Ray 33, in the County of Jackson, in the Post Office: New Summit

Name of Agent, Owner, or Manager.	ACRES OF LAND.			PRESENT CASH VALUE.		Total amount of wages paid during the year, including value of board.	LIVE STOCK, JUNE 1, 1870.										PRODUCE DURING THE YEAR.							
	Improved.	UNIMPROVED.		Of farm.	Of farming implements and machinery.		Horses.	Mules and Asses.	Milch Cows.	Working Oxen.	Other Cattle.	Sheep.	Swine.	Value of all live stock.	WHEAT.		Rye.	Indian Corn.	Oats.	Barley.	Buckwheat.	Rice.	Tobacco.	
		No.	Wood-land.												Other unimproved.	Dolls.								Dolls.
1	2	3	4	5	6	7	8	9	10	11	12	13	14	15	16	17	18	19	20	21	22	23	24	
1. Toland L. J. Jr	40	20		4000	400	75		4	4		3		8	700	70			1650	120					
2. Wallingford J. J.	71	20	3	3600	150		4	1	1				11	400				600						
3. Samuels J. J.	71	20		3700	155	75	3							250				700						
4. Binn J. J.	175			1600	300		5		2		8	24	335	1200	175			3700	350					See Notes
5. Keach C. J. J.	140	40		5500	275		8		2				3	900	350			3500	200					
6. Burtch J. J.	260	20		8000	200		5		3	1			28	900	100			2200	350	125				
7. Barnett J. J.	70	25	10	4000	150	250	2	3	2			8		675	25			1400	150					
8. Keelway J. J.	80	20		4000	150		3		2				30	800	50			2500	150					
9. Shelton J. J.	240	60		10000	200	300	4	4			17		35	1450				3500	535					
10. Long J. J.	36			1000	100		2		1		1		10	350				1100						
11. Kite M. J. K.	35			1500	100		3							375				1000	350					
12. Siller J. J. E.	160	40	20	10000	400	400	1	1	3		2		40	1000	100			3000	125					
13. Martin R.	600	60		23000	1050	750	5	2	7	13	12	25	30	3700	275			2500	150					
14. Crabtree W. J.	120			3000			4		2					775										See Notes
15. Hazlett B. J.	90			1800			2		1	2	2			1200										See Notes
16. Clifford W. J.	75	20		8000	225	300	4	2	1					350	100	200	500	100						See Notes
17. Albrecht J. H.	80	20		8000	150	175	4	3	2					700	750			900						
18. Gwiley J. J.	180	30		9000	205	125	3	2	2		4			1200	550			500						
19. Dickson P. M.	160	30		9000	400		3	2	3		4		3	1000	130	17		500						See Notes
20. Bangs W. J.	80			2400	75		1	1	2		1		8	350				200						See Notes
21. Bangs Jasper	50	50	9	3700	100		3	2	2		5	6	20	650		40		1000	150					
22. Schwanke E. J.	11			3000			3		2		3			1000										
23. Wallingford M.	160	30		5400	100		5		3					3000	800									See Notes
24. Stone J. J. E.	160	30		3700	125		1	4	2		3			1200	800									See Notes
25. Vaughn J. J.	40			1600			4	1						700	80			1150						
26. Amos J. J.	40			1200			2		2					1200	300									
27. J. J. D. J.	40	11		1500	150		1	1	2	2	5		30	700	100			500						
28. Hamilton J. J.	74	20		3700	175	40	2	1	1					200	350	70		300						See Notes
29. Anderson J. J.	230	74	15	10000	500	375	1	2	5		9		8	900	275	75		4000	200					
30. Failer R. J.	175	30	56	13000	1000	400	7	2	2	3	3	8	19	1150	650	35		2200	300	150				
31. Barnett J. J.	43			1500			2		1					300	225			450						See Notes
32. Bailey J. J. B.	60	29	65	4500	200	125	2		3		5			375				2200						
33. Clemons W. R.	320	40		10000	175		9		2	12	2		65	2000	300			3000	250					
34. Pemberton J. H.	80	35		3500	150		3		2					500				1200						
35. Squire J. J.	30			1200	100		4		1					800										See Notes
36. Vaughn J. J.	50	120	30	9000	500		7		4	4	2		15	2400	250			7500	200					
37. Conradi E.	13	60	60	3000	70		2							400	500			700						
38. Vaughn Newb.	47			1200			3	1	2	4				700	60			800						
39. Mc Cleary J. J.	120			3400	3600	125	3		2	4				1500	75			1250	150					
40. Herbert P. H.	75	80	205	6000	130	75	3		4		1			1600	700			1000	130					

5380 10285 42 211600 8115 3745 125 37 82 41 93 73 711 31828 2841 157 200 572 0035 50 2 75

SCHEDULE 3.—Productions of Agriculture in Township of Range 33, in the County of Jackson, in the Post Office: La Murren Mo

1	ACRES OF LAND.			PRESENT CASH VALUE.			LIVE STOCK, JUNE 1, 1870.								PRODUCE DURING THE YEAR.								
	UNIMPROVED.			Of farm.	Of farming implements and machinery.	Total amount of wages paid during the year, including value of board.	Horses.	Mules and Asses.	Milch Cows.	Working Oxen.	Other Cattle.	Sheep.	Swine.	Value of all live stock.	WHEAT.		Rye.	Indian Corn.	Oats.	Barley.	Buckwheat.	Pulch Sage.	Tobacco.
	Improved.	Wood-land.	Other unimproved.												Spring.	Winter.							
No.	No.	No.	Dolls.	Dolls.	Dolls.	No.	No.	No.	No.	No.	No.	No.	Dolls.	Bush.	Bush.	Bush.	Bush.	Bush.	Bush.	Bush.	Lbs.	Lbs.	
1	Yolton P. H.	50	10	2000	130	25	2	1	2	2	13	600	55	650								12	
2	Lucas J. H.	160	20	30	6000	160	9		5			35	1600	200			3500	200					
3	Lucas J. B.	40			800		1				1		125									New fence	
4	Peterson Lewis	35			700	200	2		2	1		20	450				700	150					
5	Klapmeyer Prof	80	80		5000	300	4	4	2	30	12	30	2500				2000	550					
6	McPherson M.	40			1050	150	2	2	1	1	4	10	650	35			500	175					
7	Young J.	40			1300	25	1	1	1	8			10	800			2000						
8	Baird Jas E	140	50		7500	150	7		4	5		27	1500	170			700	300					
9	Ripman J. T.	50	30		1500	100	2	1	5	4	45	16	800	70			300	225					
10	Smith Adam	60	50	20	3000	140	4		2	3	11	12	700	80			500						
11	Wells P. G.	100	160	100	2000	300	12		1	8			5	3000			1550						
12	Knocke J. W.	160	60	40	3500	400	17	2	3	3	10	8	78	1100	135		600	50					
13	Knocke Henry	20	60	15	2200	200	10		6	3	10		18	1100			400	20					
14	Knocke Lewis	25	10	20	1000	200	15	4	2	4		12	12	1150	25		150						
15	Smith L. H.	23	1	17	800	40	2		3				7	230			400						
16	McPherson M.	70	40	14	3200	125	7	1	5	2	9	50	12	1750	108		1500	190					
17	Smith W. A.	45			1550	200	2	1	2				3	75			1200						
18	Keener James	40	140		3000	110	1		4	2			12	600			600						
19	Baird James	30			1200	100	1						2	100			400						
20	Holloman J. G.	65	16		3000	125	2		2			32	14	700	12		1700	50					
21	Holloman J. W.	40			1600	150	3		1	2				450			600						
22	Stearns J. H.	10					2							175									
23	Battelle J. W.	55	40	20	4000	1000	18	5	4	4	6	5	90	3000	300	100	5000	500			2	30	
24	Eutylene Henry	20			600	75	4		3				8	600			400						
25	McCraw Phil	23			700	140	2		6	3	9	4	700				400						
26	Stewart A. M.	160	80		7500	125	8		4	5		24	1400	75			1100	250					
27	Morton W. L.	80			3000	100	1	1	1			8	1	220	300		1000					7	
28	Leipacora Smith	135			4050	175	15	3		4			8	500			500					40	
29	Kirkbride H.	40			1200	120	2		2	1			3	350									
30	Baird Hattie	100	40	40	5000	200	12	2	4	2		20	20	2200	120		1600	75					
31	McCraw Edw	40	100		4700	175	5		3	2	30	15	1000	100			900	240					
32	Yate Baird	60	40	11	4000	125	2	2	3	4	3		19	1100	85		1100						
33	Leidell R. H.	55	35		1200	125	3	1	3	4	7	16	940	75			200						
34	Stearns F.	20	30		1500	100	7		2	6	5	10	1000	25			700						
35	McIlwain J.	25	30		1400	110	5	1	2	3	6	26	1150				550						
36	Vaughan L. H.	30					4						1	375									
37	McCraw Edw	150	40	70	6500	400	6	1	3	6	30	30	1100	35			2000						
38	Geo Marcus	400	52		13000	2500	74	8	3	10	2	20	30	25	2700	1500		800	100				
39	Chap J. V.	55	35		3600	125	9	3	8	3	40	2	3000	100			1100	200					
40	Wells J. W.	25	75		1000	700	9	6	8	5	2	50	50	40	2200								
		2326	1562	583	17245	7185	4380	166	44	117	86	219	368	646	41840	3913	100	385	30	3275			59

State of Massachusetts, enumerated by me on the 13th / 15th day of July, 1870.

Jas. H. Connor, Ass't Marshal.

YEAR ENDING JUNE 1, 1870.

Canton.	Wool.	Pens and Deans.		POTATOES.		Orchard products.	Wine.	Produce of Market Gardens.	DAIRY PRODUCTS.			SEED.			SUGAR.			BEES.		Forest products.	Value of Home Manufactures.	Value of animals slaughtered or sold for slaughter.	TOTAL VALUE.								
		Wool.	Dust.	Irish.	Sweet.				Dolls.	Gallons.	Dolls.	Butter.	Cheese.*	Milk sold.	Hay.	Clover.	Grass.	Hops.	Temp.					Flax.	Flax-seed.*	Silk cocoons.	Maple.	Cane.	Molasses.	Wax.	Honey.
25	26	27	28	29	30	31	32	33	34	35	36	37	38	39	40	41	42	43	44	45	46	47	48	49	50	51	52				
1			10	20				70																	250	120	370	1			
2			100	20				100																		160	200	360	2		
3			100																							80	500	580	3		
4			10	150				350																		140	170	310	4		
5			20					75																		40	90	130	5		
6			100					145																		11	600	611	6		
7			75					50																				600	600	7	
8			150					125																		400	250	650	8		
9			35					150																		70	200	270	9		
10			50					160																			400	560	610	10	
11			150					300			10															310	260	570	11		
12			200	400				350			30														375	35	220	500	620	12	
13																												200	200	13	
14			10	400				375			50															200	375	575	14		
15			100					250			50															120	250	370	15		
16			50	50				100			15															230	125	355	16		
17			100					200																		75	100	175	17		
18			500																							40	115	155	18		
19			200	60				100																		20	400	420	19		
20			100					40																		20	530	550	20		
21			40					150			8															40	125	165	21		
22			60	80				600			7															800	210	290	22		
23								200																				50	300	350	23
24			50					350																			80	520	600	24	
25			100					100																			125	730	855	25	
26			100					300																			30	100	130	26	
27			20					375																				400	420	27	
28			20					375																			150	100	250	28	
29			20					200																			130	100	230	29	
30			100					50																			140	100	240	30	
31			50					300																			225	240	465	31	
32			-					-																				-	550	550	32
33			10	35				375			5																200	140	340	33	
34			10					100																			65	745	810	34	
35			12					200																			50	75	125	35	
36			15	20				100			12																100	100	200	36	
37			15					60																			65	300	365	37	
38			20					100																			160	140	300	38	
39			20					200																			320	240	560	39	
40			25					240																			140	120	260	40	
			33-17		1225			6770			187															397	33	2500	4680	6090	

* This will include only such cheese as is made upon the farm. Milk sent to cheese factories will be regarded as milk sold off the farm.

SCHEDULE 3.—Productions of Agriculture in Township 4 Range 30, in the County of Jackson, in the Post Office: *Unionville Mo*

Name of Agent, Owner, or Manager.	ACRES OF LAND.			PRESENT CASH VALUE.		Total amount of wages paid to laborers including value of board.	LIVE STOCK, JUNE 1, 1870.								PRODUCE DURING THE YEAR.									
	Improved.	UNIMPROVED.		Of farm.	Of farming implements and machinery.		Horses.	Males and Asses.	Milk Cows.	Working Oxen.	Other Cattle.	Sheep.	Swine.	Value of all live stock.	WHEAT.		Rye.	Indian Corn.	Oats.	Barley.	Buckwheat.	Rice.	Tobacco.	
		No.	Woodland.												Other unimproved.	Dolls.								Dolls.
1	2	3	4	5	6	7	8	9	10	11	12	13	14	15	16	17	18	19	20	21	22	23	24	
<i>Thompson Gm</i>	160	120		11200	600	300	10	3	4		5		30	1900	12	340		2000	1000					
<i>Key John W</i>	160	40	7500	7500	160		2		1					290		200		2000	350					
<i>Blair E</i>	130	40		6100	350	375	4		1				17	700	11	650		1850	350					
<i>Philips Milton</i>	100	20		4500	140	200	3		1				12	425		350		2000	100					
<i>Hair John</i>	100	40		7000	250	200	2		5		4	10	14	800	5	400		1100	200					
<i>Bain C G</i>	40			1600	120		2		1					8		350								
<i>Hopwood J H</i>	200			8500	400		2	2	3		8		80	1600	60	1700		2000	150					
<i>Johnson W</i>	120			6000	300		2		1		2		25	300		800		600	300					
<i>Philips Rufus</i>	90	30		4800	200		4		1		5		11	700	180	120		1600	350					
<i>West Andrew</i>	80	40		3500	150		3		2			5	14	550	30	25		1600	130					
<i>Amstrong R W</i>	40	40		3200	140		1	1	1				19	350				1200						
<i>Hayes Sterling</i>	80	70		3000	110	30	3		3		7		11	750				400						
<i>Amos Michael</i>	100	60		6400	250	340	3	5	4		2		11	1650		250		1600	400					
<i>McCoy J F</i>	160	70		11500	600	200	6		2		1		20	800		1050		1600	10					
<i>Boyer Jeff</i>	60	40		3500	140		2		1					340										
<i>Lee James J</i>	140	60		6000	150		2		1					250		140		1400	130					
<i>Washington J</i>	120	111		7000	400		4	4	6		14		60	2300	140	165	15	1300	200					
<i>Smith Whedon</i>	200	140	70	11000	600		3	6	4		25	7	20	1500	150	550		2000	150					
<i>Gibbins W H</i>	350	140		18000	800	800	2	4	9		9		70	3500		700		2500	400					
<i>Lathrop F M</i>	200	40		9600	600		8	3	15		11		60	2300		900		1700	900					
<i>Land F B</i>	40			2000	140		4		3				10	750		375		400						
<i>Albright W J</i>	100	71	15	6100	300		4	1	7		4	20	4	1200	30	200		2000	400					
<i>Shapiro Allen</i>	170	120	40	14000	240		2	2	3		1	20	30	675		500		1500	150					
<i>McQuinn J W</i>	50			1600	100		2		1				1	350										
<i>Taylor J M</i>	250	300		17000	200		4	2	3		7		30	1300	30	200		2000	1000					
<i>Lyon O P</i>	80			2500	100		3	2					18	450	100	70		450	200					
<i>Alley F M</i>	40			1600	120		7		3		3	1	15	1050	70	50		800	50					
<i>Daley David</i>	40	70		6000	100		2		5	3		7	35	775		200		2400						
<i>Andrew J M</i>	90	100		6000	200		7		3		4	17	30	1300		300		1100	700					
<i>Adams Jacob</i>	75	75		3800	175		2		3	2	7	32	32	1000		120		1000	250					
<i>Harris J W</i>	40	15		1650	150		3		1		2	5	17	550		75		750						
<i>Bates David</i>	60	20		2200	100		2		1		3		8	375				400						
<i>Sharp David</i>	140	20		6800	150	340	2	3	1					550		350		1600	300					
<i>Conner J W</i>	300	340		17000	700	860	10	1	7	2	20	30	50	3500		700		1500						
<i>Gray M</i>	60			2100	100		2		2					400		130		200	80					
<i>Thompson J M</i>	60			1800	100											240		1200	200					
<i>Dimmick H W</i>	35			1050	100											100		680	175					
<i>Harris J W</i>	350	120		15000	700	450	2	3	4		5	20	12	1000		1400		1200	500					
<i>Lee Griffith</i>	40			1600	120		3		1				3	400		850		560	150					
<i>Wine J W</i>	300			9000	600		2	4	3		24	13	70	1600		924		2500	527					

53203287125 2461010335 4315 129 46 107 6 173 175 880 37440 882 18142 4904010400

State of Missouri, enumerated by me on the 13th 14th 122 day of July, 1870.

Gas H. H. H. H., Ass't Marshal.

YEAR ENDING JUNE 1, 1870.

Cotton.	Wool.	Peas and Beans.	POTATOES.		Orchard products.	Wine.	Produce of Market Gardens.	DAIRY PRODUCTS.			Hay.	SEED.		Flax.	Flax-seed.	Silk cocoons.	SUGAR.		Molasses.	BEES.		Forest products.	Value of Home Manufactures.	Value of animals slaughtered or sold for slaughter.	TOTAL VALUE.					
			Bales (50 lbs.)	Lbs.				Bush.	Bush.	Bush.		Dolls.	Dolls.				Dolls.	Lbs.		Lbs.	Gallons.					Tons.	Bush.	Bush.	Lbs.	Tons.
25	26	27	28	29	30	31	32	33	34	35	36	37	38	39	40	41	42	43	44	45	46	47	48	49	50	51	52			
			100		100			400			8															200	2000	1		
			100					100																			150	1450	2	
			600		10			200			4																160	1900	3	
			75					100																			75	1300	4	
			150		75			250			2																360	1400	5	
			50					100			5																150	475	6	
			150					175																			175	2400	7	
			50					35																			100	850	8	
			30					150																			35	1100	9	
			15	10				150			4																200	1150	10	
								75																			100	450	11	
			100	20				150																			140	400	12	
			10					140																			125	1400	13	
			350	40				100																			135	1500	14	
			5					70																				500	15	
			20		100			120																			160	1100	16	
			30		300			210																			300	1700	17	
			200		350			300																			375	6195	18	
			75		200			200			24																135	2800	19	
			60					260																			150	3100	20	
			50					350																			75	800	21	
			50		325			375																		20	100	1900	22	
			80					25																			95	800	23	
			10					45																			30	400	24	
			40		30			320																			150	1850	25	
			80																								100	500	26	
			10					800																			10	45	625	27
			30		75			500																			30	300	1900	28
			30		150			175																			200	1200	29	
			20		10			150			3																50	180	950	30
			15					55			1																14	50	500	31
			10					50																			60	375	32	
			20		400			175			10																150	1900	33	
			30		350			300			12																240	2400	34	
			15					100																			60	400	35	
																												850	36	
																												500	37	
			40					365			12																240	2000	38	
			10					40																			30	500	39	
			50		100			170			2																250	1600	40	
			25	70	2375			6500			90																127	5620	50125	

* This will include only such cheese as is made upon the farm. Milk sent to cheese factories will be regarded as milk sold off the farm.

29-47

SCHEDULE 3.—Productions of Agriculture in Township 47 Range 29, in the County of Jackson, in the Post Office: *Upperville*



Name of Agent, Owner, or Manager.	ACRES OF LAND.			PRESENT CASH VALUE.		Total amount of wages paid during the year, including value of board.	LIVE STOCK, JUNE 1, 1870.									PRODUCE DURING THE YEAR.									
	Improved.	UNIMPROVED.		Of farm.	Of farming implements and machinery.		Horses.	Mules and Asses.	Milk Cows.	Working Oxen.	Other Cattle.	Sheep.	Swine.	Value of all live stock.	WHEAT.			Indian Corn.	Oats.	Barley.	Buckwheat.	Rice.	Tobacco.		
		No.	Wood-land.												Other unimproved.	Dolls.	Dolls.							Dolls.	No.
1	2	3	4	5	6	7	8	9	10	11	12	13	14	15	16	17	18	19	20	21	22	23	24		
Foltz J. J.	80	140	600	600	130		2	1				275		860			1200	100							
Yauker Mabel	220	60	400	400	400		2	6	6		9	14	50	200	40			1600	500						
Bradley J. J.	120			3630	200		6	2	2		4	50	25	1750										New	
Pelcher J. J.	55	65		3600	120		7	1	4		21		7	1100			250	400							
Brandon J. J.	30			1200	100		2						9	275				900	950						
Enkir J. J.	40			1600	100		3	1		1		5	450		35			900	1700						
Red Widow	25			1000			2	1				40	450					800	150						
Dixon A. J.	40	20		2400	200		2	4	2		1	15	750		40		600	150							
Hays P. J.	60	70		5500	200		3	6		2		21	800		100		1000	250							
Kemp J. J.	5	35		800	100		2	1		6		36	450					300							
Deuter J. J.	45	80		4800	120		2	3		5	8	8	550		100		700	100							
Rice M. J.	80	120		7000	140		3	2	3		3	8	20	1000		100		4000	250						
Shine R. J.	55	45		3500	160		2	2	4	1		16	900				1000								
Horsley E. J.	60	60		4000	110		2	1		1		4	350		200		750	80							
Hick J. J.	340			10200	600	450	10	1	7		15	160	3200		425	20	5000	1000							
Hick J. J. W.	60	80					4	1		2		90	1000		200		1200	170							
Stalder J. J.	13	10		3200	160		3	1	x	1	25	11	525		150		1000	360							
Deuter J. J.	200	30		9200	200	400	10		2		2	38	1900		400		3700	400							
Hick J. J. E.	120	35		7750	400	375	4	2	3		2	35	7500				2000	280							
Chesler W. J.	20	40		1700	100		4	1		3	5	12	700				300								
Rolls A. J.	80			3000	130		2	1				17	360				1000							Samuel	
Martin W. J.	40			2000	100	120	5	2				16	5600				150								
Bennet J. J.	20	45		2500	100		3	2		3	x	10	500		75	150		360							
Mason J. J.	34			600	75		2	1				6	350		-	-								New	
Butter W. J.	15	15		600	110		2					6	225												New
Sanders J. J.	225	200		12000	350	160	19	1	7		14	10	25	3000	75	25	1500	200							
Madsen J. J.	125	135		7800	150	200	8		2		4		22	1200			700	300							
Stacy J. J.	30	30		2400	130		5	1	3	x	2		18	900		50	800	100							
Mitchell J. J.	20			600			3						2	300			600								
Rosland B. J.	160	40		6000	250		12	1	5		4		25	1800		40	1600	400							
Yauker David	100	120		6610	150		8	2	4		1	50	30	1900		103	800	480							
Yauker Jacob	125	50		5500	200	220	6	2	3				9	1050		170	800	700							
Davis Geo W	30			900	100		1	1	2				6	400			200								
Easley Amos	250	40		11500	300		9	1	3		8	18	40	2200		140	2500	200							
Jordan Isaac	100			3000	110		2	2	2				1	500	30		3000								
Quinn J. J.	240	340		16000			7	1	8		10	33	52	100		700	1500	600							
Dyons A. J.	40			1000			-	4	2				1	550										Part of Amos's farm	
Rhodes S. J.	20			800	100		3	2					8	450		40	500								
Hunt W.	120	40		4800			4	5	1				58	900		30	500								
Dusley M. J.	80	20		3000	130		2	2	3		5		20	700		30	600								

35361945 223686050 1925 177 38 107 1 130 237 957 37910 115 4013 170 329507830

145 12950

State of Missouri, enumerated by me on the 15th day of July, 1870.

Gas Heaman, Ass't Marshal.

YEAR ENDING JUNE 1, 1870.

Cotton.	Wool.	Fens and Beans.	POTATOES.		Orchard products.	Wine.	Produce of Market Gardens.	DAIRY PRODUCTS.			Hops.	Hemp.	Flax.	Flaxseed.	Silk cocoons.	SUGAR.			BEES.		Forest products.	Value of Home Manufactures.	Value of animals slaughtered or sold for slaughter.	Estimated value of all farm produce, including the contents of additions to stock.							
			Irish.	Sweet.				Butter.	Cheese.*	Milk sold.						Maple.	Cane.	Molasses.	Wax.	Honey.					Dolls.	Dolls.					
(50 lbs.)	Lbs.	Bush.	Bush.	Bush.	Dolls.	Gallons.	Dolls.	Lbs.	Lbs.	Gallons.	Tons.	Lbs.	Bush.	Lbs.	Lbs.	Hbds. (1,000 lbs.)	Gallons.	Lbs.	Lbs.	Dolls.	Dolls.	Dolls.	Dolls.								
25	26	27	28	29	30	31	32	33	34	35	36	37	38	39	40	41	42	43	44	45	46	47	48	49	50	51	52				
			50	15				20			8															40	1600	1			
	30		150	5	100			500																		11	330	1850	2		
								75																			350	400	3		
								75																			550	700	4		
			30					50																			50	600	5		
			10					75																			90	575	6		
			20					60																			35	500	7		
			15																								40	520	8		
			80					375																		40	240	2150	9		
			7					100																			50	300	10		
	20		10					35																			110	600	11		
	25		40		500			60																			90	1250	12		
			20					150																			100	675	13		
			30		25			100																			125	750	14		
			200		100			100																			340	4600	15		
			50		80			60																			100	900	16		
	65		80					100																			115	300	850	17	
			300		25			150			10																240	180	2000	18	
								300			8																	175	1400	19	
			75					75																				45	300	20	
			120		40			125																				80	700	21	
	40		50					100																				70	900	22	
			15		10			200																					350	23	
																													150	24	
																													175	25	
	110		80		100			200																				250	1300	26	
			30		30			200			2																	140	850	27	
			20		50			150																				15	130	800	28
																													200	29	
			10		75			350																				300	1200	30	
	150		15					250			6																	300	1000	31	
			30		100			200			7																	150	1200	32	
			10					100																				100	300	33	
			30		75			300			5																	20	280	1900	34
			20					100																					185	1700	35
			40		100			400																					350	3000	36
																														300	37
								100																					60	400	38
			50		150			150																					100	500	39
			10		100																								40	400	40
	440		1647	20	1590			5600			46																		118	5185	39805

*This will include only such cheese as is made upon the farm. Milk sent to cheese factories will be regarded as milk sold off the farm.

30-47

SCHEDULE 3.—Productions of Agriculture in Mississippi, in the County of Jackson, in the

Post Office: La Summit

Ray 20029



Name of Agent, Owner, or Manager.	ACRES OF LAND.			PRESENT CASH VALUE.		Total amount of wages paid during the year, including value of board.	LIVE STOCK, JUNE 1, 1870.								PRODUCE DURING THE YEAR.										
	Improved.	UNIMPROVED.		Of farm.	Of farming implements and machinery.		Horses.	Mules and Asses.	Milch Cows.	Working Oxen.	Other Cattle.	Sheep.	Swine.	Value of live stock.	WHEAT.		Rye.	Indian Corn.	Oats.	Barley.	Buckwheat.	Rice.	Tobacco.		
		No.	Wood-land.												Other unimproved.	Dolls.								Dolls.	No.
1	2	3	4	5	6	7	8	9	10	11	12	13	14	15	16	17	18	19	20	21	22	23	24		
Mymer Saw	160			6400	300		2	-	1	3			20	450	227		410	130							
Young Wm	40	40		3500	180		3	-	2	2		20	12	575	135		500	70							
McCallaway C	40			1200	100		2						12	300			1200	800							
Osley J W	40	40		3500	140		4		2	3			20	800	450		1000	60							
Jones Edwin	40	50		3600	140		2		4				12	550	-		600	140							
Forest Jackson	60	20		2000	130		2	-	2	2			7	400	-		650	200							
Forest Jonathan	40	80		3500	140		3		2				15	650			850	200							
Jackson Wm	70			2800	30		2	1	4	3			24	750	230		850	200							
Simmons Thos	30			1200	120		2		2	2			17	450	75		600	200							
Edwards J J	80	140		4800	140		2		2				10	425	300		1600	300							
Noell Jas	320	320		15000	500	300	15		5	2	12	40	40	2500	400		4000	500							
Pale Sarah	140	20		4900	240		7	2	8	3			28	1500	350		1250	500							
Maquell J J	40			1200	100		6		1				8	750			1200	200							
Maquell Widow	200	800		13000	460	200	20	3	7	5		20	50	2800	500		2400	650							
Long Andrew	60	80		5600	300		3		3	5		12	24	850	80		400	400							
Long Henry	80	80		4800	200	160	6	1	3	5	10	2	9	1100	170		7000	500							
Long Henry	40			1250			1		1				20	240	85		450								
Reed Thos	20	20		1200	100				3	1			18	500			750							new	
Hicklin R B	30	-		1250	150		3		2	1			1	475	60		1200								
Shawhan Wm	40			1600	120		5		2	4			4	750			1000								
Jackson Jm	50			2000	130		2		2	2			5	400			800								
Jackson Jas W	50			3000	120		2		3	2			18	500			700								
Beuter W B	15	40		2750	130		3		3				1	450	100		-								
Easley Jas W	30	80		2700	130		3		4				8	550	50		275	120							
Easley Matt	35	40		2250	100		1	1	2				13	300	130		450	35							
Graham Esqr	80	20		4000	140		-	2	2				6	475	300		1300	300							
Edwards Jm	80	40		4800	175		1	2	2	3			20	650	210		500	375							
Late Jas W	130	62		7500	175		6	1	6	3		12	30	1700	50		1000								
Shawhan Esqr	40	100		5600	200		8		3				12	20	1500	100		1000	100						
Graham Jm	40	5		1700	110		3		2				10	500	40		600	50							
Middle R A	200	120		13800	600	200	8	11	6	8			25	2800	350		1250	375							
Alexander Peter S	250	40		12000	700	450	2	3	3	40		65	50	1900											
Edmund Hook	80	80		8600	300		4	3	4	2			33	1850	130		1100	200							
Graham Umbra	80	40		6000	300	275	7	3	1	9			20	1800	75		1250	250							
Reem David	400	340		20000	600		6	4	3	12			135	2400	600		3000	200							
William Thos	80	40		3600	200	260	2		2	2			20	500	500		400	150							
Pomer Jas	70	50		3600	200	140	3		1	1			17	800	35		1200	240							
Philip J R	60	97		6300	160		4	2	3	2			5	750	85		750	500	150						
Meed Jas	20	20		1200	100		3		2	2			12	450			300							new	
Dies W W	80			4000	300	250	4		3	2			15	550	140		1400	450							
	3370	2064		193600	8450	2235	164	42	111	2	152	179	814	36940	85	6232	38783	5045							

30-49

29-47

State of *Missouri*, enumerated by me on the *19-25-26²⁷* day of *July*, 1870.

Gas H. Blaser, Ass't Marshal.

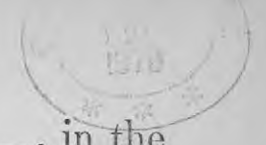
YEAR ENDING JUNE 1, 1870:																									TOTAL VALUE.				
Cotton. Bales (50 lbs.)	Wool. Lbs.	Peas and Beans.		POTATOES.		Orchard products. Dolls.	Wine. Gallons.	Produce of Market Gardens. Dolls.	DAIRY PRODUCTS.				SEED.		Hops. Lbs.	Hemp. Tons.	Flax. Lbs.	Flax seed. Bush.	Silk cocoons. Lbs.	SUGAR.		Molasses. Gallons.	BEES.		Forest products. Dolls.	Value of Home Manufactures. Dolls.	Value of animals for slaughter. Dolls.	Estimated value of all farm produce, including berries, fruits and additions to stock. Dolls.	
		Dush.	Dush.	Irish.	Sweet.				Butter. Lbs.	Cheese.* Lbs.	Milk sold. Gallons.	Hay. Tons.	Clover. Bush.	Grass. Bush.						Maple. Lbs.	Cane. Hhds. (1,000 lbs.)		Wax. Lbs.	Honey. Lbs.					
25	26	27	28	29	30	31	32	33	34	35	36	37	38	39	40	41	42	43	44	45	46	47	48	49	50	51	52		
			25					75			12															60	550	1	
	50		25		15			50																		100	600	2	
			10																							40	805	3	
			40					250																		90	1200	4	
			25					50																				400	5
								200																		30	500	6	
			20		50			50																		60	625	7	
			100					175																		120	900	8	
			10					200																		75	600	9	
			50					150																		100	1150	10	
	80		20		100			200																		260	2900	11	
	200		15		100			100																		240	1350	12	
			12					30																	10	100	800	13	
	50		10		200			250			10														30	300	2300	14	
	50		7		20			100																		125	600	15	
	30		15		75			200																	15	120	1050	16	
																											400	17	
			200					30																		150	575	18	
			150					200																		160	800	19	
			100					30																		110	600	20	
			10					50																		120	500	21	
			10					100																		100	450	22	
			30					75																		160	250	23	
			30		75			150																		200	450	24	
			25					50																		100	600	25	
			50					200																		120	1100	26	
	28		40		20			120			3															125	900	27	
	100		40		100			300			5															210	1100	28	
			20		5			100																		180	900	29	
			10					30																		110	500	30	
			20					250			60															180	1250	31	
																										200	2500	32	
			15		75			50																		215	1100	33	
			5		10			50																		160	1050	34	
	100		100		400			300			12															240	3000	35	
			20					50																		90	700	36	
			50		10			200																		130	1950	37	
			15					200																		90	650	38	
			10					50																		50	400	39	
			60		150			100																		75	7000	40	
718			1404		1403			4765			102															55	4893	38873	

* This will include only such cheese as is made upon the farm. Milk sent to cheese factories will be regarded as milk sold off the farm.

29-47

SCHEDULE 3.—Productions of Agriculture in Windsor ^{North Range 30} Range 29, in the County of Jackson, in the

Post Office: Windsor



Name of Agent, Owner, or Manager.	ACRES OF LAND.			PRESENT CASH VALUE.		Total amount of wages paid during the year, including value of board.	LIVE STOCK, JUNE 1, 1870.								PRODUCE DURING THE YEAR.									
	Improved.	UNIMPROVED.		Of farm.	Of farming implements and machinery.		Horses.	Mules and Asses.	Milch Cows.	Working Oxen.	Other Cattle.	Sheep.	Swine.	Value of all live stock.	WHEAT.		Rye.	Indian Corn.	Oats.	Barley.	Buckwheat.	Hops.	Tobacco.	
		No.	Wood-land.												Other unimproved.	Dolls.								Dolls.
1	2	3	4	5	6	7	8	9	10	11	12	13	14	15	16	17	18	19	20	21	22	23	24	
Heart R P	25	175		11000	1300		7	4			7	7	11500				100							new
Daley Chas H	50	110		3250	1100	100	5	3	2		7	30	20	10500	400			600	50					
Daley Wm	50	55		3000	1200		3	3			5	14	20	7000	150			550	60					
Daley Wm	160	240		8000	2000		19	7			32	30	34000	300			600	525						
Stokes Wm					1000		2	1					1	245	150			300						
Daley Jm					1200		2	2					6	575	60			300	100					
Jackson B	60	20		2400	1400		3	2	2			3	9	7000	240			700	500					
Deal John	40			1200	1200		4	2	2			11	14	7400	100			600						
Jackson Wm	15			300			1	1					2	100				400						
Stokes Leary	40			800	1000		2	1	2			2	14	20	700	65		750						
Warren Reuf	40	40		1600	1200		3	2	4			10	35	15	12000	100		600	250					
Barnard Thos	35	5		800	200		1	2	2					150				560						
Daley rapid	35	55		1600			1	1						15	300			400						
Pomeroy J W	40			480	1000			2	1					11	350			60						
Barnard Geo	40			450	700		2	3						20	450			100						1400
Hockley with K B	30			800			1	1						17	300									new
Hockley Geo E	60			720			1	1						10	300									new
Quinn W H	32			375					1					175										new
Hockley Geo E	60			720																				new
Daley Jm	20	60		1200	600		1	1					1	150				150						
Krupps Geo E	30	90		1400				2	2					4	350	200		350						
Hughes Perry	40	120		4000	1300		14	2	3	7			16	4000	120			500	50					
Thomas J D	60	100		3200	1200		1	1	3	2	2		30	750	250			500	120					
Optimus Davis	40	40		1600	1200		2	1					2	450				600	140					
Smith Thos	35	55		2400	1200		1	2					2	15	12	400	90	400						
Wallace R J	40			1300	1100		1	1	2					6	350			75						new
Halkinburg Jm	40			1200	1000		2	1	1				1	11	6	400		100						
Erwin Jm P	40			2000	1200			2	1					6	400			1000						
Davis Wm	25	35		2100	1100		2	2						25	475			500	60					
Smith Chas	40	40		3000	1200		1	1	1					16	350	30		500						
Raymond Jm	45			2500	1300		5		4					20	1000	175		750	150					
Erwin Abner	40	40		2400	1200		2	1	3					18	535	40		400	20					
Dean Dr C Y	20	40		800	1100		1	1	2					20	400			400						
Adams W H	40	55		2000	1200		9	3						11	1150	300		800						
Koch Eli	30	55		1800	1200		6	3						1	300	900		675						
Johnson Widow	20	25		900	1000		1	2						10	250									new
Reynolds Wm	60			2000	1300		3	1	3					25	350	165		1500						
Orin Jm	60	40		3000	1400		5	1						3	22	5	750	200	800					
Phillips Martin	30	50		3000	1100		1	2	2	4	2		2	4	400			600						
Wm Jm	40	20		1500	1000		4	3						3	7	10	800	75	400	100				

29-47

1677 1661 8199 3740 100 109 24 83 15 103 262 586 24853 3223 17620 2125

1400

SCHEDULE 3.—Productions of Agriculture in Unionville 47 Rayside in the County of Jackson, in the
 Post Office: Unionville



Name of Agent, Owner, or Manager.	ACRES OF LAND.			PRESENT CASH VALUE.		Total amount of wages paid during the year including value of board.	LIVE STOCK, JUNE 1, 1870.								PRODUCE DURING THE YEAR.										
	Improved.	UNIMPROVED.		Of farm.	Of farming implements and machinery.		Horses.	Mules and Asses.	Milch Cows.	Working Oxen.	Other Cattle.	Sheep.	Swine.	Value of all live stock.	WHEAT.		Indian Corn.	Oats.	Barley.	Buckwheat.	Rice.	Tobacco.			
		Wood-land.	Other unimproved.												Dolls.	Dolls.							No.	No.	No.
1	2	3	4	5	6	7	8	9	10	11	12	13	14	15	16	17	18	19	20	21	22	23	24		
1 Powell Alvin	200	250		13500	300	270	4	6	2	8				201800		1200		4000	1100						
2 Brewer Wm	75	10		600	1000		2	2						5350				450							
3 Waters Chas	11	10		600	75		2	1						200											
4 Porter George	60			1800			2							225											
5 Williams Jno	60	20		3200	200	200	5	1	4		4	20	27	1300		150		900	300						
6 Kennedy W	130	10		6400	400	350	4	3	8		2	3	30	1500		90		1200	400						
7 Blackwell J H	80	40		4800	130		2	1						5300				600							
8 Brile Mack	25			800	1000		4	3						2600											
9 Raystap Jy	80			1200	180		3	3	3					5650				500							
10 Underhill Thos	60	80		2400	110		3							3350		40		1150	95						
11 White E	70	10		2400	120		3	5		9	0	8	7	400		300		900	100						
12 Helms H K	60	70		3900	140		2	2	2	3	10	9	6	600		25		1000	100						
13 Keller Stage	100	260		4500	200		3	-	2					3475		200		1200	100						
14 Ritzer Silas	100	100		4800	200		3	5		5	40	30	14	500		350		4500	100						
15 Helms Harmon	80	40		3400	120		5	2						16750		20		1200	100						
16 Pattison Sanford	20	20		800				1	1		1		8	200											
17 Hobson Samuel	100	140		4800	160	140	2	1	3		5	2	21	650		30		500	600						
18 Spurr Jno	25	45		1400	70				1					20100		10		500							
19 Scott Jno W	100	150		5000	200	100		4	3					3550		200		1100	50						
20 Paul Kinney J	90	20		2000	120		2	2					25	20350		250		300							
21 Paul Kinney J	20	25		500	100			1	2	3	8	2	5	200		60		250							
22 Houshins Jno	15	15		800	100		4	-	2	3				6700		450		400	200						
23 Hunt Nathan	40			1600	120		1	2	2		1			12450		100		800	100						
24 Williams Nancy	100	214		6000	120	200	3	1	2		2	10	15	400		130		300	200						
25 Philips Lady	60	100		3200	200	130	3	2	2		2			11750		170		500							
26 Hayden G	80			2400	110		2		2	2	1			10450		200		1200							
27 Steel Jas	40			1200	120		2		2		4			4375		50		700							
28 Philips Jno	80			2200	75		3		2		2	16	10	600		125		900	140						
29 Jno Patience	120	60		5400	170		2		2		2			23575		310		600	25						
30 David W	130	70		5600	120		5	1	5		7	25	20	1000		80		1500	50						
31 Hood J	40			1600	110			4	1					40850				500							
32 Allen Eastman	80			3200	140		2	3	2		1			501000		120		2000	150						
33 Billiter Jno	50			1500	100		2	1	2		2			6700											
34 Benton Clark	600	300		2700	1500		50	2	3		22		24	2300		120		6000	300						
35 (Payson) Wade H H	175	25		6000	175		7		4		15			801400		45		1600	300						
36 Cheatman W H	60	20		3200	120		3		3		2	27	12	800		10		750	100						
37 Colby Nancy	60	60		2400	110		3		3		1			21535		30		700	200						
38 Linn Birds	20	10		600	75		2		2		3	10	15	500		50		150							
39 Linn Jas	20	60	10	1900	100		2		3		3	7	8	500		75		250	40						
40 Cam Nancy E	40	40		1600	100		1		3					6000		74		375	100						
				2345	2268		149	20	66	40	1396	111	26	102	8	116	225	676	27775						
				275	9100									130											

30-47

29-48

Farms with 24 Tracts
 20 15 75
 Tracts

Gas. Hamm, Ass't Marshal.

YEAR ENDING JUNE 1, 1870.

Cotton.	Wool.	Pean and Beans.	POTATOES.		Orchard products.	Wine.	Produce of Market Gardens.	DAIRY PRODUCTS.			SEED.			Flax.	Flax-seed.	Silk cocoons.	SUGAR.			BEES.		Forest products.	Value of Home Manufactures.	Value of animals slaughtered or sold for slaughter.	TOTAL VALUE.					
			Bales (134 lbs.)	Lbs.				Dush.	Dush.	Dush.	Dolls.	Gallons.	Dolls.				Lbs.	Lbs.	Gallons.	Tons.	Bush.					Bush.	Lbs.	Tons.	Lbs.	Bush.
25	26	27	28	29	30	31	32	33	34	35	36	37	38	39	40	41	42	43	44	45	46	47	48	49	50	51	52			
			10					2 1/2		3																220	250	1		
								150																			35	300	2	
								40		new																	200		3	
										new																	300		4	
	60		10					(300) 3000																			250	1000	5	
			20					400																			230	1200	6	
			10					100																				500		7
			10					75																			180	1150	9	
			100		10																50						100	800	10	
	30		50					250												35					30	144	1000	11		
	20		40		5			75												130					50	85	800	12		
			20		100			100		05																	120	1250	13	
	40		100		50			50																			200	2600	14	
			60					150																			120	850	15	
																											30	200	16	
	12				100			050		3													200	13	175	1000	17			
			15					60																			40	450	18	
			25					200																			300	950	19	
	30		20					100																			150	550	20	
	10		5					100																			120	400	21	
			30					200																			120	900	22	
			20					100		3																	60	625	23	
	20		30		00			000																		60	50	550	24	
			15		50			100		A																	160	600	25	
			10					100																			80	900	26	
			20					75																			40	500	27	
	30		30					100		2																	175	900	28	
			10					300		16																	900	1000	29	
	50		40		60			300		4																50	135	1200	30	
			15					40																			30	500	31	
			10		25			200		5																	130	1350	32	
			✓		✓			✓																			50	800	33	
			30		50			250		30																	275	800	34	
			30		400			300																			130	1650	35	
	50		10		75			150																			25	115	900	36
			20					50																			50	75	750	37
	30		30					50																			30	80	250	38
	6		25		50			100																			20	90	500	39
	10		15		50			120																			20	65	500	40
400			885		1045			5210		99																385	200	348	4424	34525

* This will include only such cheese as is made upon the farm. Milk sent to cheese factories will be regarded as milk sold off the farm.

SCHEDULE 3.—Productions of Agriculture in Summit Prec 29, in the County of Jackson, in the

Post Office: Summit Prec 29

Name of Agent, Owner, or Manager.	ACRES OF LAND.			PRESENT CASH VALUE.		Total amount of wages paid during the year, including value of board.	LIVE STOCK, JUNE 1, 1870.								PRODUCE DURING THE YEAR.									
	Improved.	UNIMPROVED.		Of farm.	Of farming implements and machinery.		Horses.	Mules and Asses.	Milch Cows.	Working Oxen.	Other Cattle.	Sheep.	Swine.	Value of ALL live stock.	WHEAT.		Rye.	Indian Corn.	Oats.	Barley.	Buckwheat.	Rice.	Tobacco.	
		No.	Woodland.												Other unimproved.	Dolls.								Dolls.
1	2	3	4	5	6	7	8	9	10	11	12	13	14	15	16	17	18	19	20	21	22	23	24	
Stone SW	50	60	1	3000			2	1				1	350		200		1500	100						
Sharp Hannah	20	20	1	1100			2	3	2	6		20	650		30		700	50						
Brown Bluff	20	10	1	600			2					16	250				400							
Faulkner J	35	15	1	1000			7	5	12	25	5	1100			55		350							
Johnson Thos	40	20	1	1000			1	1				2	175											
Hasty M	115	125		3000	1400		2	1				1	350		350		100	400						
Bevington	80	130	1	6000	1000		10	5	4	9	30	1500			250		1500	200						
Corn Jnr	80	120		6000	2000		3	4	3	5	15	30	1200		300		1200	100						
Wright Jnr	30	50		2800	1300		3	1	1		15	300					650	120						
Corn Jnr H	10			2400	1200		2	2	1	14	7	450			220		400	200						
Wright Jnr	40			1200	3000		3	4	2	18	20	700			50		450	25						
Webb A	80	40		3500	1200		5	2	4	25	20	900			100		600	100						
Ann M A C	80	40		3500	1100		2	2	2		10	450			130		700	50						
Wright Jnr	45	15		1400	1200		3	3	3	7	20	1100			105		1000	100						
Adams Widow	20	40		3200	1000		2				10	350			20		200							
Easton Allen	80			2400	1100		3	2			15	350			60		1100	300						
Pollack Jas	40	60		4000	1400		1	3	2	7	18	400			70		400							
Curtis Jnr	80	40		3600	1300		4	1	3	6	11	30	850		350		750							
Hughes Jnr	60	100		4800	1200		2	3	3	3	20	325			50		800	100						
Clarkson M	80	30		3000	1100		3	3			30	600			150		350							
Webb M J	100	60		4800	1300		4	4	2	2	26	15	1850		80		850	75						
White Jnr	20	52		1500	1000		3	2	2	2		7	800				450							
Wright Jnr	50	110		4800	1200		6	3	20	6	4	30	1550		600		300	80						
Wright Jnr	50	100					2	1				4	350		300		500	100						Phlipor
Hale Sam	60	20		1600	1800		4	2			9	600		40		400	200							
Wright Jnr B	75	15		3700	1200	110	2	1	1		14	375					160							
Frick W	83	13		3500	1300	1400	1	2	4			16	650		160		700	200						
Kelly Cath	80	93		14500	1200	1000	4	2	2			7	1100		200		400	160						
Daly John	180	44		6000	2600	2400	5	2	4	2	20	16	1300		70		1200	250						
Webb Jnr A	75	25		3000	1300	1000	3	1				20	500		60		200							
Wright Jnr	180	54		4000	3000		9	2	5	22	40	30	2000				1250	400						
Wright Jnr	50	14		1500	1100		2	2	1	10	10	375					300	150						
Wright Jnr E	40	40		2400	2200		7	5	3	28	11	1100					1200	100						
Wright Jnr	140	100		4000	2400		8	8	18	34	50	1800			500		1200	350						
Wright Jnr	60	20		2400	1200		2	4	9	14	9	750			1000		800							
Wright Jnr	62	21		2400	1100		2	1	5	2	34	16	24	1500		250		600						3500
Wright Jnr	60	20		3300	1300		4	5	1	3	35	15	7000		160		700	100						100
Wright Jnr	35	64		3000	1200		3	1	2	4	20	9	700		134		300	60						700
Wright Jnr	35	68		3100	1400		5	5	4	2	12	12	300				300	50						
Wright Jnr	35	110		3500	1200		3	1	3		12	500			300		800	100						
	2425	2033		123400	4860	690	140	30	118	21	188	391	666	32950	5230		2668	4740						4300

Total amount of wages paid during the year, including value of board.

Summit Prec 29

3250 40

State of Mississippi, enumerated by me on the 28th July 2nd 1870 days of August, 1870.

Gas J. Blum, Ass't Marshal.

YEAR ENDING JUNE 1, 1870.

Cotton.	Wool.	PEAS AND BEANS.			POTATOES.		Orchard products.	Wine.	Produce of Market Gardens.	DAIRY PRODUCTS.			SEED.			SUGAR.					BEES.		Forest products.	Value of Home Manufactures.	Value of animals slaughtered for slaughter.	TOTAL VALUE.							
		Bales (450 lbs.)	Lbs.	Bush.	Bush.	Bush.				Dolls.	Gallons.	Dolls.	Butter.	Cheese.*	Milk sold.	Hay.	Clover.	Grass.	Hops.	Hemp.	Flax.	Flax seed.					Silk cocoons.	Maple.	Cane.	Molasses.	Wax.	Honey.	Dolls.
1	25		10		100					50		1															50	80	450	1			
2	21			20						360																		24	130	1380	2		
3			10																									30		450	3		
4			5		15					250																	30	25	400	4			
5	100									100		3																175	250	1211	5		
6			5							10																		35		400	6		
7			10							50																		75		550	7		
8			10							150																		40		250	8		
9			50							50																				300	9		
10	30				200					100																		25	75	550	10		
11			30							75																			25	100	11		
12			5																										30	300	12		
13																														200	13		
14			10							50																			110	450	14		
15					60					300																			500	950	15		
16			10																											200	16		
17			20							200																			4	240	300	17	
18			15							30																			20	30	300	18	
19	30		20		50					50																			10	90	350	19	
20	170		100		20					120		5															30		75	200	1450	20	
21	30		20		40					300		2																	35	100	400	21	
22			70									2																			2000	22	
23										200																				300	90	750	23
24			30							120																				50	700	24	
25			30							400																				250	775	25	
26			20		105					200																				130	750	26	
27			10		100					75																				50	500	27	
28			5							100																				60	30	600	28
29			30							40																				25	250	29	
30										20																					275	30	
31	35		20							30																				140	500	31	
32			20							50																				30	175	32	
33																															75	33	
34	24		10		50					200																				100	600	34	
35																															300	35	
36																															175	36	
37			10							100																				35	50	400	37
38	20		30		60					50																				35	120	650	38
39			75							200																					150	700	39
40																																125	40
	373		70		820					4035		13																		330	564	3119	25100

* This will include only such cheese as is made upon the farm. Milk sent to cheese factories will be regarded as milk sold off the farm.

190

SCHEDULE 3.—Productions of Agriculture in Formalists Range 30, in the County of Jackson, in the Post Office: See Census list

Name of Agent, Owner, or Manager.	ACRES OF LAND.			PRESENT CASH VALUE.		Total amount of wages paid during the year, including value of board.	LIVE STOCK, JUNE 1, 1870.								PRODUCE DURING THE YEAR.									
	Improved.	UNIMPROVED.		Of farm.	Of farming implements, machinery, &c.		Horses.	Mules and Asses.	Milk Cows.	Working Oxen.	Other Cattle.	Sheep.	Swine.	Value of ALL live stock.	WHEAT.		Rye.	Indian Corn.	Oats.	Barley.	Buckwheat.	Rice.	Tobacco.	
		No.	Wood-land.												Other unimproved.	Dolls.								Dolls.
1	2	3	4	5	6	7	8	9	10	11	12	13	14	15	16	17	18	19	20	21	22	23	24	
1	Barjundie W.D.	40	40		1600	90		2	3		4	6	14	500		150		500	125					
2	Gadney Polly	20	20		900	60		2	2					15	375			400						
3	Fernis W.H. 76	15	70		1500	20		1	2					9	200			450			new			
4	Pearson Saul	80			2000	70		2	2						235					new				
5	Auderson J.V.	30			600	80		2							150			700						
6	Chapman Jette	65			1200	110		4	2		2			8	600			550						
7	Smith W.T.	30	10		850	60		2		1	2	1		11	350			200					1000	
8	Thompson G.Y.	20			400	50				1	2			1	140						PC			
9	Martin's Chas	48	72		2200	90		2	2	2	1			20	550			800						
10	Webb A.J.	40	20		1500	120		2	2			15	21	425		140		375					2600	
11	Johnson Melvin	40	60		2500	130		3	3					13	450		70	400	120				1500	
12	Shepherd Jas	90	30		2800	130		4	1		2	8	40	700		120		700	160					
13	Joyce D. Co	50	110		4000	140		3	2	2	2			12	600		100	560	150					
14	Thompson S.	30			400	110				1	1			1	70						new			
15	Quigley Martin	60	100		3500	100		2	1			17		300		100		400	60					
16	Rich Matt	25	15		800	20		1	1					5	125			1000					600	
17	Manville G.W.	25	25		1000	135		5	3	2	2	15	11	700		150		240						
18	Gandy Math	25	80		2300	120		5	1	4	1	2	20	15	550		12	250						
19	Cummins Eir	35	95		2700	100		1	1	1	X	2	18	12	175		95	300						
20	Hauter's Conrad	20			400	60		1	1	1			10	1	175			250						
21	Wacker John	30	54		2000	110		7	1	2		2	36	900		110		275	175					
22	Beatty Mary	40	100		2500	100		4	1		4	20	11	700		200		500						
23	Houtchins Ken	20			500	75		2	1		1			3	650			450	40					
24	Cummins Baylis	40	40		2000	100		3	2	3		3	30	15	600		100	500						
25	Johnson Mark	25			700	65		3	X	1			4	3	300			600						500
26	Olahan J.W.	20	20		800	40		4	3		2	7	7	450		17		350						
27	Wilson Math	40	40		1600	100		4	2		3	20	22	500		120		500						
28	Thompson Math	75	20		2500	110		2	3				40	200		250		300	40					
29	Webb Sarah	30	48		1100	90		3	1				6	250		30		250						
30	Hyde J.W.	30			750	100		5	1				30	450				550						
31	Webb Morris	20			400	20		1	2				2	150				500						
32	Davis Sol	20	40		1500	35		1	1			4		125			300			new				
33	Whittet Laura	10	10		600	45		2	4		2		2	350			200							
34	Barrow Jas	30			900	100		2	3	2	1	20	15	425						new				
35	Atchison Wiley	20			450	60		2	1				3	200				200						
36	Atchison John	20	20		900	100		3	1			11	20	250				200						220
37	Aboukly Wm	10	30		800	90		2	2		1	13	9	325						new				
38	Scott Wm	30	30		1200	100		2	2		2		17	275				200						
39	Coyne John	85	58		4000	150		4	2		1		25	400		160		625						100
40	Atchison Ephraim	40			1100	45		1	1				23	200				250						250
		1413	1238		59350	3430		101	8	72	13	39	238	489	15060	297	1627		14625	870				6570

4 Aug - 8 Aug

50-48

129

SCHEDULE 3.—Productions of Agriculture in Township 4th Range 50, in the County of Jackson, in the
 Post Office: See Summary List

Name of Agent, Owner, or Manager.	ACRES OF LAND.			PRESENT CASH VALUE.		Total amount of wages paid during the year, including value of board.	LIVE STOCK, JUNE 1, 1870.								PRODUCE DURING THE YEAR.										
	Improved.	UNIMPROVED.		Of farm.	Of farming implements and machinery.		Horses.	Mules and Asses.	Milch Cows.	Working Oxen.	Other Cattle.	Sheep.	Swine.	Value of all live stock.	WHEAT.		Rye.	Indian Corn.	Oats.	Barley.	Buckwheat.	Rice.	Tobacco.		
		No.	Wood-land.												Other unimproved.	Dolls.								Dolls.	No.
1	2	3	4	5	6	7	8	9	10	11	12	13	14	15	16	17	18	19	20	21	22	23	24		
Russell Epton	30	50	1	2000	100		2	1	3		2	25	20	650	100		400	30							
Gregg Samuel	30	50	1	2400	120		3					7	6	500	115		400								
Gregg Josiah	60	60	1	4000	200		1		14				8	400			800	100							
Pike Ballard	25	175	1	5000	90		3						6	600			300								
Gordon John	70	50	1	2400	125		5	2					30	500	200		500								
Barnard James	10	10	1	500	90		3				4	20	15	350			200								
Barnard Jacob	25	10	1	750	100		2						7	150			new								
Barnard Jim	50	10	1	1250	80		1		1			2	7	100	70		300					1000			
Willy Gus	15	70	1	1700	75		2		1				18	150			350								
Poe Wm	15	50	35	2600	60		2							100											
Garyman Thos	40		1	800	10		1						3	150	100		300			18					
Kistner Ben	35		1	1000	75		2		1	2			5	200	10		450	120							
Garyman's	20	40	1	1200	80		3						25	500	50	20	300	250							
Helen J. Hely	42	10	1	1750	100		2		1	1			9	225	75		500	40							
Hambler Jas	80	120	1	4000	350		10	6	40	12	50	800	50	800	50	300	1000	120							
Hudson Jas R	45	105	1	3400	200		4	3	2	5	24	700	20	140	20	140	300	100							
Baran Jacob	60	20	1	2400	110		3		1	5	10	300		65		300	100								
Bowler Mack	60	40	1	2800	120		4	4		2	30	650		120		350	40								
Mauzy J H	40		1	1200	100		3		1	14	10	600	40			600	120								
Bowler Nancy	200	200	1	10000	175		2	4	2			10	450	120	200	800	300								
Meis W M	60	70	1	3000	100		6		1	2	20	700		120		800	100								
Meis William	30		1	500	90		3	1	3		5	10	9	600			250								
Powell W do	70		1	1700	100		3		1	1	6	325				1500									
McCullough	20		1	500													100								
Woods Mite	20		1	500	60		4		1			3	350			500									
Perdu W do	40	20	1	1400	200		3		4			7	400			800									
Moyer A J	100		1	4000	500		4		2			180	750	400		800	250								
Hendrick R H	30	70	1	3000	300		2		3		4	17	30	600	152		600	80							
Graham J W	20	15	1	800	100		2		2			75	19	350			300								
Water Gus	60	60	1	3600	120		2	2	1			7	15	475	100		500	150							
Gar J as	100	10	1	3300	250		2	1	3			20	40	500	500		1000	100							
Gregg Jacob	80	10	1	3500	300		3	10	3	2	3		30	1100	115		700	200							
Booth Clais	120	20	1	5000	125		4	2	3			20	20	700	20	100	600	150							
Davis Leonard	40	85	1	5000	300		5		6	34		75	750	200		400	300								
Butler W H	35		1	1100			4		1	4		15	350	75		300									
Murphy Thos	50	60	1	3000	120		3		3	3		20	300	60	40	800	150								
Curtis Popch	50		1	1600	90		2		1	2		9	200	100		400	60								
Ryan Jim	60	60	1	3700	200		5		3	2	3	12	15	500	120		750	100							
Waller J S	40		1	1200	100		2		1			4	200	150		700									
Hochstetler M B	15	45	1	1250	110		2		1	2				200			1100								
Total							202	1598	33	10100	5535	123	23	72	20	125	181	712	17125	360	3487	20200	2840		1000

any

202 1598 33 10100 5535 123 23 72 20 125 181 712 17125 360 3487 20200 2840 1000

State of Missouri, enumerated by me on the 17th + 6th days of August, 1870.

Joe Schumm, Ass't Marshal.

YEAR ENDING JUNE 1, 1870.																									TOTAL VALUE.							
Cotton.	Wool.	Peas and Beans.	POTATOES.		Orchard products.	Wine.	Produce of Market Gardens.	DAIRY PRODUCTS.			SEED.			Hops.	Hemp.	Flax.	Flax-seed.	Silk cocoons.	SUGAR.		Molasses.	BEES.		Forest products.	Value of Home Manufactures.	Value of animals slaughtered or sold for slaughter.	Estimated value of all farm production, including potatoes, and additions to stock.					
			Bales (450 lbs.)	Lbs.				Bush.	Bush.	Bush.	Dolls.	Gallons.	Dolls.						Lbs.	Lbs.		Gallons.	Tons.					Bush.	Bush.	Lbs.	Tons.	Lbs.
25	26	27	28	29	30	31	32	33	34	35	36	37	38	39	40	41	42	43	44	45	46	47	48	49	50	51	52					
	65		5					60													20				40	60	500					
			20					50																			150	500				
			135								2																	30	500			
			11					40												10								20	500			
			130																										500			
	35		5																									10	250			
			20					5						new															300			
			20					60																					500			
											new																		300			
											new																		350			
			11																	10									200			
			15					60													10								50	400		
			100					80																					60	350		
	20							125																					35	200	1000	
	20							300																						35	200	1000
			15					200																						90	450	
			20					75																						105	550	
								150																						100	200	
	21		60					45																						65	400	
			20					100																						60	1000	
			20					40																						120	650	
	18		5																											100	40	375
			10					30																						50	200	
			100																											10	100	
			100					30																						25	300	
			70					300																						100	600	
								150																						150	2000	
	30		75					120																						160	1150	
	20		20					110																						60	500	
			25					60																						120	500	
	60		40					300																						60	175	1550
			50					100																						140	1000	
			50					100																						100	100	750
			100					300			6																			75	900	
			20					75																						40	500	
			60					100																						30	600	
			40					50																						10	500	
			20					150																						110	600	
			11					20																						20	550	
			30					40																						50	400	
277			1400					3340			8																					22308
																																230

* This will include only such cheese as is made upon the farm. Milk sent to cheese factories will be regarded as milk sold off the farm.

SCHEDULE 3.—Productions of Agriculture in Township 48 Range 30, in the County of Jackson, in the
 Post Office: South American

Name of Agent, Owner, or Manager.	ACRES OF LAND.			PRESENT CASH VALUE.			LIVE STOCK, JUNE 1, 1870.								PRODUCE DURING THE YEAR.									
	Improved.	UNIMPROVED.		Of farm.	Of farming implements and machinery.	Total amount of wages paid during the year, including value of board.	Horses.	Mules and Asses.	Milk Cows.	Working Oxen.	Other Cattle.	Sheep.	Swine.	Value of all live stock.	WHEAT.		Rye.	Indian Corn.	Oats.	Barley.	Buckwheat.	Rice.	Tobacco.	
		Wood-land.	Other unimproved.												Spring.	Winter.								
		No.	No.												Bush.	Bush.								
1	2	3	4	5	6	7	8	9	10	11	12	13	14	15	16	17	18	19	20	21	22	23	24	
1	50	105	1	4600	320	60	5		1	2	2	1	10	850	120	1	600	80						
2	40	80	1	4200	125	40	2						15	260	80		550	120						
3	20		1	600	65		5		2				52	800			200					350		
4	120	140	1	9000	500	300	2	2	2	4			50	1100	300		750	800						
5	10	50	1	1500	60	20	5		1			4	13	700			240							
6	40	40	1	2400	120	65	8	1	2				11	900	50		600	60				1000		
7	60	40	1	3500	135	100	8		4	3	25	60	1500		150		200	25						
8	100	125	1	9000	600	400	10	1	4	25	40	55	2400		220		1200	350				2600		
9	30		1	850	100		2						300	60			300							
10	80	30	1	3200	260	275	2		3	3	1	20	600		100		450	20						
11	103		1	3600	110	125	5	1	1				14	750	80		600	200	96					
12	40	20	1	2100	135	75	2		2	1			10	400	200		500	300						
13	20	20	1	2800	110	60	7	1	6	8	50	15	1650		75		775	135						
14	20		1	2400	75		4		1				500	10			300	60						
15	40	462	1	12000	600	500	4	4	5	5	40	30	1650		10		1700	50						
16	55	15	1	2100	240	60	5		2				16	750	30		600	300						
17	115	45	1	4500	300	240	4		5	2	2		20	900	150		600	100						
18	20	40	1	1750	30	75	1		1				2	175	100		200	35						
19	20	30	1	2400	250	100	3		2	2			15	600	100		700	80						
20	160	80	1	16000	700		4	2	2	4			16	1000	50	300	900				10			
21	100	100	1	6500	200		2	1	2	5			26	700	100		600				10			
22	65		1	1350	75		3		4	9			1	650			700							
23	70	130	1	6000	120	100	1		2	2			10	400	130		100							
24	95	50	1	4200	300	75	5		5	2	6	30	28	1300	75		750	135						
25	320	15	1	12000	700	700	5	2	6				20	1600	200	20	3000	50						
26	20		1	2000	100		3		2	3			1	500	60		700	40						
27	600	180	1	23000	450		7	2	3	15	50	20	1800		500		1150	300						
28	60		1	2000	110		3		1	10	5	15	750		50		400	50						
29	20	60	1	2000	90		2		1				1	300			new							
30	126	8	1	2400	100		2		2				6	325			new							
31	240	80	1	10000	400	650	5	1	38	25			8	2300	70		650	175						
32	180	50	1	7000	135		3		24	9			12	1500			new							
33	160	40	1	8000	350	240	5		8	36			25	1500	60		900							
34	240	90	1	11500	300		6		4	2	10		14	1350	20		1000	200						
35	80		1	5200	200	160	7		5				6	1000	80		2000	200						
36	170	40	63	8000	300	400	9		10				70	1700	90		3000	300						
37	90	110	1	7000	300	200	2		1	1			9	400	336		500	50	150					
38	110	90	1	5200	110	60	5		2				20	700	100		700	200						
39	65	35	1	3000	200	185	2	2	4	7			25	950	350		900	60						
40	40		1	1200	100		3		1				3	360	100		600	40						
	4120	2329	63	216150	9005	5205	168	20	171	8	187	233	699	38020	170	55	16	21	29415	4365	246			3950

526

699

State of Missouri, enumerated by me on the 6th to 10th day of August, 1870.

Gas Edmund, Ass't Marshal.

YEAR ENDING JUNE 1, 1870.

Cotton.	Wool.	Peas and Beans.	POTATOES.		Orchard products.	Wine.	Produce of Market Gardens.	DAIRY PRODUCTS.			SEED.			SUGAR.			BEES.		Forest products.	Value of Home Manufactures.	Value of animals slaughtered or sold for slaughter.	TOTAL VALUE.									
			Irish.	Sweet.				Butter.	Cheese.*	Milk sold.	Hay.	Clover.	Grass.	Hops.	Hemp.	Flax.	Flax-seed.	Silk cocoons.					Maple.	Cane.	Molasses.	Wax.	Honey.	Dolls.			
Bales (450 lbs.)	Lbs.	Bush.	Bush.	Bush.	Dolls.	Gallons.	Dolls.	Lbs.	Lbs.	Gallons.	Tons.	Bush.	Bush.	Lbs.	Tons.	Lbs.	Bush.	Lbs.	Lbs.	Hbds. (1,000 lbs.)	Gallons.	Lbs.	Lbs.	Dolls.	Dolls.	Dolls.	Dolls.				
25	26	27	28	29	30	31	32	33	34	35	36	37	38	39	40	41	42	43	44	45	46	47	48	49	50	51	52				
	8		50		10			50																	10	70	600	1			
			20		X																					80	400	2			
			100					100																			50	278	3		
			100					160																			200	1150	4		
			10					50																			60	250	5		
					X			75																			100	650	6		
	49				60			400																			135	500	7		
	85		100		175			300																	100	150	75	9100	8		
			10																								40	400	9		
			25		40			60																	200		75	600	10		
			100					100																			48	600	11		
			300					250																			185	700	12		
			200					550																			275	600	13		
								40																				375	14		
	100		100		60			150																			200	1100	15		
								100																				50	500	16	
			200					400																			125	600	17		
			30					75																				35	300	18	
			10					100																				50	550	19	
			100		100			100																				100	975	20	
			20					100																				60	460	21	
			5					175																				25	360	22	
			50					150																				130	330	23	
			25		20			250																				180	600	24	
			200		100			350																				225	2600	25	
			10					75																				60	500	26	
	85		100					250																				175	1200	27	
	20		20					50																				50	400	28	
								40																					225	29	
			40					100																				60	300	30	
			70					300																				200	750	31	
								40																					600	32	
			100					400																				120	750	33	
			10					200																				150	775	34	
			20					300																				160	1150	35	
			35					150																				300	2500	36	
			20		50			50																				50	800	37	
			20					100																					75	650	38
			16					250																					60	900	39
			5					30																					25	450	40
347			2213		613			6220																		800	160	4088	29333		

* This will include only such cheese as is made upon the farm. Milk sent to cheese factories will be regarded as milk sold off the farm.

SCHEDULE 3.—Productions of Agriculture in Trinidad Range, in the County of Justus, in the
 Post Office: San Summit 33-32

Name of Agent, Owner, or Manager.	ACRES OF LAND.			PRESENT CASH VALUE.		Total amount of wages paid during the year, including value of board.	LIVE STOCK, JUNE 1, 1870.								PRODUCE DURING THE								
	Improved.	UNIMPROVED.		Of farm.	Of farming implements and machinery.		Horses.	Mules and Asses.	Milk Cows.	Working Oxen.	Other Cattle.	Sheep.	Swine.	Value of all live stock.	WHEAT.		Rye.	Indian Corn.	Oats.	Barley.	Buckwheat.	Puffed Corn.	Tobacco.
		Wood-land.	Other unimproved.												Dolls.	Dolls.							
1	2	3	4	5	6	7	8	9	10	11	12	13	14	15	16	17	18	19	20	21	22	23	24
1 Guy Wm	80	80		5000	140	120	4		3	4	36	30	1150	35				600	90				
2 Kinsley Dan	40			1600	25				2				2	150	35			500					
3 Ken Thos	40			1700	130		7		2	4	18	15	1100	255				350					
4 Irwin W H	170	54		4000	425	425	6	2	4	8		70	3200	155	544			1000	400			4	
5 Orenda Jm	42			1500	120		4		5	5		18	900					900					
6 Kirby R	100	160	80	1000	1000	600	11	1	4	2	2		120	200	250			2500	250			10	
7 Kirby	40			1600			1	1	1				3	375				1200					
8 Kenley Edw	60			2500			9		1			4	13	1000	30			1550	100				
9 Spenser Dr	200	126		14000	200	500	7	4	10		20		65	2500	75			4000	200			35	
10 Watts Sturges	25	70		3000	100		3		3	3		3	535					450				8	
11 Nolande Rj	100	200		3000	175		2		3	21		16	500	125				2400	150			12	
12 Lipscomb Jm	220	180		3200	500	400	17	11	5	11	5	45	4000	100	100			3000	700				
13 Thompson	28			1500			17	11	5	18	5	175	7000										
14 Harris Amos	200	400	89	12000	150		2		1				16	300	60			4000	150				
15 Brown S A	12	60		3000	140	200	4		1				16	600				1000					
16 Holmes Riley	70		20	3000	125		47	3	2	3	16	30	1100					2400	75				
17 Holmes Sam	47			1600	100		4		1	1		19	500					350					
18 Owen David	40			800	50		2					3	175										
19 Cole C N	40			500			1		1			2	130										
20 Hampton Enoch	20			600	100		5		7	50		12	3000					800					
21 Vasquez Thos	35	25	20	2200	100		3	2	5	2		9	860	130				1500				2	
22 Seeger S H	100	2	120	4500	120		6		3	2	7	10	800					400					
23 Bryant D A	40	65	60	5000	120		2						350	1				1500	180				
24 Robinson Ben	85	20	35	7000	150		5		5	15		20	1100	120				1400	200				
25 Bartholomew Paul	400	100	100	18000			20	12	3	60		100	8000	700				4000	450			7	
26 Galt Jm	80	40		3800	125		1		1	2			130					200	85				
27 Fleming Geo	15	25	25	1800	20		1		2	2		2	325					250	75				
28 Nolande Colin	80	30		3000	130		3		3	20		25	700					40	3400	180			
29 Wright Geo W	20	10		900	100		2					3	180					400					
30 Nolande Ann	60	80		4000	180	30	6		4	11		12	1400					40	1500	135			
31 Mcguire Co	28			850			2		1	11		5	275										
32 Mcconn	25	67		1200	110		2		1				225										
33 Erwin Mary	25	45	20	3700	125		2	2	1	2	10	30	700					450					
34 Colman Jm	15	35		600	100		2						2	200				500					
35 Egert Wm Gay	40	30		1300	125		2	1	1			10	260					1100					
36 Flannery J S	18	22		1000	130		8		3	4	30	20	1200					50	600				
37 Gault Jas A	44	20		1600	120		2		2			2	11	425	100			550	100				
38 Flannery Thos	50	50		2500	100		4		4	4	14	18	850	122				1200	100				
39 Flannery Jm	50	100		5500	140		2		2	5	19	40	650	65				1250	425				
40 Flannery W	22	55		1500	100		2						250	100				350					

F-12
any 1-2

2144
 2741 449 449 181650 5500 2275 212 41 95 2 261 144 807 4083 2458 230
 4650
 78 tons Miller

State of Wisconsin, enumerated by me on the 18th day of August, 1870.

James Johnson, Ass't Marshal.

YEAR ENDING JUNE 1, 1870.

Cotton.	Wool.	Peas and Beans.	POTATOES.		Orchard products.	Wine.	Produce of Market Gardens.	DAIRY PRODUCTS.			SEED.			Flax.	Flax-seed.	Silk cocoons.	SUGAR.		Molasses.	BEES.		Forest products.	Value of Home Manufactures.	Value of animals slaughtered or sold for slaughter.	Estimated value of all farm produce, including bet-terms and additions to stock.					
			Irish.	Sweet.				Butter.	Cheese.*	Milk sold.	Hay.	Clover.	Grass.				Hops.	Hemp.		Maple.	Cane.					Wax.	Honey.			
Bales (450 lbs.)	Lbs.	Bush.	Bush.	Bush.	Dolls.	Gallons.	Dolls.	Lbs.	Lbs.	Gallons.	Tons.	Bush.	Bush.	Lbs.	Tons.	Lbs.	Hds. (1,000 lbs.)	Gallons.	Lbs.	Lbs.	Dolls.	Dolls.	Dolls.	Dolls.						
25	26	27	28	29	30	31	32	33	34	35	36	37	38	39	40	41	42	43	44	45	46	47	48	49	50	51	52			
			6		30		12	125																		250	650	1		
			5																									400	2	
			60					100																			75	500	3	
			20					150																			200	1200	4	
			60		150			350																			300	900	5	
			150					400																				325	1600	6
			20					100																				100	600	7
			50					250																				40	850	8
			250					450																				400	3700	9
			20					50																			25	25	350	10
			35		30			400																				235	1600	11
			100					500																				375	3000	12
			100					100																				70	300	13
			30					100																				100	1450	14
			100	5				75																				190	700	15
			20	7				100																				360	1100	16
			20					50																				120	300	17
			10																										250	18
			12					30																					200	19
								400																				100	700	20
			50					700																				128	900	21
			30					300																				115	600	22
			20					x																				75	750	23
			75					325																				320	1000	24
			30					375																				300	3800	25
			100					200																				100	800	26
			20					150																				75	700	27
			100					250																				130	1200	28
			12																										200	29
			30					350																				250	1100	30
																													400	31
			10	3				120																				40	500	32
			70					100																				70	400	33
			100					100																				25	300	34
			20					75																				60	900	35
								125																				190	600	36
			20					150																				195	650	37
								500																				100	800	38
			75					75																				195	850	39
			10																										450	40
			1840 15		210		7225																					5363 35 150		

* This will include only such cheese as is made upon the farm. Milk sent to cheese factories will be regarded as milk sold off the farm.

22 and 23 and 24 and 25 and 26 and 27 and 28 and 29 and 30 and 31 and 32 and 33 and 34 and 35 and 36 and 37 and 38 and 39 and 40

State of Missouri, enumerated by me on the 28th 29th day of August, 1870.

James H. Starnum, Ass't Marshal.

YEAR ENDING JUNE 1, 1870.

Cotton.	Wool.	Peas and Beans.	POTATOES.		Orchard products.	Wine.	Produce of Market Gardens.	DAIRY PRODUCTS.			SEED.			Lies.	Hemp.	Flax.	Flax-seed.	Silk cocoons.	SUGAR.		Molasses.	BEES.		Forest products.	Value of Home Manufactures.	Value of animals slaughtered or sold for slaughter.	TOTAL VALUE.		
			Irish.	Sweet.				Butter.	Cheese.*	Milk sold.	Hay.	Clover.	Grass.						Maple.	Cane.		Wax.	Honey.						
																												Bales (50 lbs.)	Lbs.
25	26	27	28	29	30	31	32	33	34	35	36	37	38	39	40	41	42	43	44	45	46	47	48	49	50	51	52		
	60	50	150				300													50		10			100	1400	1		
		40	20				50																		30	300	2		
		40	35	100			40																		60	500	3		
							60						new														450	4	
		20					20																		20	500	5		
																											300	6	
		20					30																			30	350	7	
		20	5				175																		20	500	8		
																	new										150	9	
		30					100																		50	475	10		
		100	20				60																		120	550	11		
		50					60																			75	575	12	
		30					70																			120	360	13	
		10					100																			100	500	14	
		100	20				80																			150	400	15	
		25	5				200																			70	600	16	
		10					30				2																100	17	
		10					40																				200	18	
		50	50				300				3															100	650	19	
		50					175																			200	525	20	
		20					30																			75	40	21	
		150					100													new							325	22	
		150	50				100				2															175	750	23	
		50					60																			50	375	24	
							50													new							300	25	
		30					50																			65	450	26	
																				new							350	27	
																				new							300	28	
																				new							175	29	
		100					75																			350	650	30	
		60					40																			40	150	31	
		40	200				100				5															80	500	32	
	100	10	300				50																			60	1550	33	
		30					40																			80	525	34	
		50	20				300				3															300	650	35	
	20	60	200				75				15															60	350	2300	36
		20	10	35			100				3																65	600	37
		50					100																				140	650	38
		50																									30	625	39
		50					60																				70	300	40
180			1425	445	665		3090				33															60	3045	21170	

* This will include only such cheese as is made upon the farm. Milk sent to cheese factories will be regarded as milk sold off the farm.

State of Missouri, enumerated by me on the 27 Aug 75 day of Sept, 1870.

Gas I. Collins, Ass't Marshal.

YEAR ENDING JUNE 1, 1870.

Cotton.	Wool.	Figs and Peas.	POTATOES.		Orchard products.	Wine.	Produce of Market Gardens.	DAIRY PRODUCTS.			SEED.			SUGAR.			BEES.		Forest products.	Value of Home Manufactures.	Value of animals slaughtered or sold for slaughter.	TOTAL VALUE.							
			Irish.	Sweet.				Butter.	Cheese.*	Milk sold.	Hay.	Clover.	Grass.	Hops.	Hemp.	Flax.	Flaxseed.	Silk cocoons.					Maple.	Cane.	Molasses.	Wax.	Honey.		
(450 lbs.)	Lbs.	Bush.	Bush.	Bush.	Dolls.	Gallons.	Dolls.	Lbs.	Lbs.	Gallons.	Tons.	Bush.	Bush.	Lbs.	Tons.	Lbs.	Bush.	Lbs.	Hds. (1,000 lbs.)	Gallons.	Lbs.	Lbs.	Dolls.	Dolls.	Dolls.	Dolls.			
25	26	27	28	29	30	31	32	33	34	35	36	37	38	39	40	41	42	43	44	45	46	47	48	49	50	51	52		
			10					100			3															1100	1		
			50	75				100			4														30	1900	2		
																										300	3		
			30					100																	50	1000	4		
			20					40																		400	5		
																								70		70	6		
			45		200			145			12														275	2200	7		
																											8	8	
			20					60																	70	1000	9		
																										1000	10	10	
			100					200																	120	600	11	11	
			100																							600	12	12	
			100		60			200																	100	580	13	13	
			75		50			200																	195	1400	14	14	
			20					100																	50	600	15	15	
			50					650																	170	600	16	16	
	30		20					300																	120	400	17	17	
			30					120																	60	475	18	18	
			50					100																			150	19	19
																											300	20	20
			50					100																		25	1000	21	21
											6																900	22	22
			80					200																		75	1100	23	23
																											250	24	24
			300		50			220			5													50	60	3800	25	25	
																											300	26	26
			20		10			100																		100	700	27	27
								70																		20	600	28	28
	60		50	10	65			100																	100	950	29	29	
			30					95																	30	675	30	30	
								100																			200	31	31
	35							100																		50	300	32	32
			50					200																		130	900	33	33
																												34	34
			20		75			250			10															335	2400	35	35
																										20	300	36	36
			20					75																		150	450	37	37
			100					75																		95	800	38	38
			30					100																		200	1200	39	39
			20					200																		120	600	40	40
115			1240	10	580			4180			40														300	50	70	2817	29950

* This will include only such cheese as is made upon the farm. Milk sent to cheese factories will be regarded as milk sold off the farm.

SCHEDULE 3.—Productions of Agriculture in Township 48 Range 21, in the County of Jackson, in the Post Office: Lea Summit Mo

Name of Agent, Owner, or Manager.	ACRES OF LAND.			PRESENT CASH VALUE.		Total amount of wages paid to hired hands including value of board.	LIVE STOCK, JUNE 1, 1870.								PRODUCE DURING THE YEAR.									
	Improved.	UNIMPROVED.		Of farm.	Of farming implements and machinery.		Horses.	Mules and Asses.	Milch Cows.	Working Oxen.	Other Cattle.	Sheep.	Swine.	Value of All Live Stock.	WHEAT.		Rye.	Indian Corn.	Oats.	Barley.	Buckwheat.	Rice.	Tobacco.	
		No.	Woodland.												Other unimproved.	Dolls.								Dolls.
1	2	3	4	5	6	7	8	9	10	11	12	13	14	15	16	17	18	19	20	21	22	23	24	
1	Conley Geo W	21	65	1	1850	110		3	2	2	1	40	15	680				200						
2	Kusholm C	3	15	1	200	30		3						1	175									
3	Conley Wm	11	20	1	400	60		2	1			4	8	300										
4	Montgomery Jno	20		1	400	100		3	1					15	300									
5	Colwell Geo W	30	50	1	2500	300		1	4	3	1	3	35	30	1000	40								
6	Conley Wm	50	10	1	1500	140		5	2		14	8	20	1100	20	35								
7	Clark Thos P	50	90	1	3400	200	200	2	2	1		3	32	34	900		150							
8	Scottell Willis	120	21	1	3500	400	450	6	1	4		3	30	15	1150		175							
9	Thomas Chas	35	65	1	2000	200	450	3		4	2	12		35	700		190							
10	Hall Rutha	5	35	1	450	20				1				15	700									
11	Reinis Mary	100	70	1	3200	120		3		1				3	300		120							
12	Hopkins Wm	10	24	1	800	45		2		1				7	275									
13	Switzer Geo	27	93	1	3200	120		1		1		5		9	300									
14	Smith Joel	8	70	1	1000	60		1	1	1				5	300									
15	Davis W	10	30	1	375					1				2	50									
16	Hopkins B	40	60	1	1500	160			2	2		2	8	17	375									
17	McComan Jas	30		1	650			1		1					130									
18	Bowlin W	75	225	1	6000	320		3		5	2	20	18	20	1300	60	150							
19	Kumbale Robt	60	69	1	3000	300		8		4		3	19	12	1100									
20	Gordnight Jf	30		1	375				1		1			5	65									
21	Bashigan Joel	35	35	1	1500	100		2		2		6		4	375									
22	Wade Geo W	40	120	1	3500	190		6		2		1		3	535	150								
23	Spehr Geo	15	35	1	1100			1		3	2	6		19	500									
24	Jones Geo	200		1	4000	400	600	6		9	6	20	7	25	1750	100	200							
25	Stone John			1				2		1		2		12	475									
26	Key Frank	40	40	1	1600	150		1	1	1				4	270									
27	Conley Jno	50	110	1	4000	140		2		1		2		7	250	200								
28	Johnson Geo	40	40	1	1800	160		17	4	5	4	5	2	35	3300		78							
29	Bingham Alb	30	11	1	850	100		12		1	3	3		2	275	160								
30	Fleming Thos	12	49	1	900	90		3		2		6		11	400									
31	Walters J G	20	40	5	1400	130	200	2		3		2		9	400									
32	Rowland J	20		1	400	100		2		3				9	360	60								
33	Rowland Robt	35		1	1000	130		3		2		2		18	450	200								
34	Adams Cal	40		1	1200	40		5		1				14	500									
35	Conley J H	40		1	1200	45		3		2		3		8	475									
36	Richardson W	50		1	1500	100		2		1				2	240	300								
37	Rogers W	40		1	1000	130		2		1				7	260									
38	Reynolds Ed	35		1	400	90		2		2		2		12	400									
39	Crosby Abram	35		1	600	100		2		1				1	250									
40	Harris Paul	235	107	1	10000	400	600	4		2		2		15	600	60	200							
		1695	1582		77100	5150	2125	112	15	81	21	129	201	471	21180	346	2908							

1000
 2000
 3000
 4000
 5000
 6000
 7000
 8000
 9000
 10000
 11000
 12000
 13000
 14000
 15000
 16000
 17000
 18000
 19000
 20000
 21000
 22000
 23000
 24000
 25000
 26000
 27000
 28000
 29000
 30000
 31000
 32000
 33000
 34000
 35000
 36000
 37000
 38000
 39000
 40000
 41000
 42000
 43000
 44000
 45000
 46000
 47000
 48000
 49000
 50000



