



SCHEDULE 3.—Productions of Agriculture in *Blue Hand Township*, in the County of *Livingston*, in the

Post Office: *Larou*

Name of Agent, Owner, or Manager.	ACRES OF LAND.			PRESENT CASH VALUE.		Total amount of wages paid during the year, including value of board.	LIVE STOCK, JUNE 1, 1870.								PRODUCE DURING THE YEAR.									
	Improved.	UNIMPROVED.		Of farm.	Of farming implements and machinery.		Horses.	Mules and Asses.	Milch Cows.	Working Oxen.	Other Cattle.	Sheep.	Swine.	Value of all live stock.	WHEAT.		Rye.	Indian Corn.	Oats.	Barley.	Buckwheat.	Rice.	Tobacco.	
		Wood-land.	Other unimproved.												Dolls.	Dolls.								No.
1	2	3	4	5	6	7	8	9	10	11	12	13	14	15	16	17	18	19	20	21	22	23	24	
1 Wright John C	400	30	820	8000	1000	1200	8	2	7	4	100		100	8785	100	400	800	4000	1500				40	
2 Collier John	160	20		6000	800	200	4		4		7	50	30	800	50	100		1000	500			25		
3 Elliott Nathan	80			2000	40	80	2		1				2	160	25	100		1000	150					
4 Pearson Elias Jane	80		40	3000	100	100	2		2		2		4	300	50	100		600	400					
5 Brooks John	40	20		1380	150	10	2	1	4		10		10	650		100		600	350			25		
6 Burton Michael	40	7	80	2540	100	50	2		5				10	400				1000						
7 Davis Saml. J.	30	10	40	1600	100	10	1	1	1					200		100		500	200					
8 Schinagle Fred	20			600	50	8	2		2				20	450		50		100	100	15				1000
9 Schinagle Ferdinand	20			600	50	5	2		1			15	10	250		50		200	300					1000
10 Metz Ludwig	20			600	100	2			2	2			2	300		50		400	100					
11 Engler Geo.	20			600	50	3	1		2	2			5	250		50		300	200	25				
12 Johnson David	40		80	3000	75	10	5		3		3	23	8	919		200		375	560					
13 Flynn John	18		40	1100	100	10	4		2			15	10	375		200		250	150					
14 Stagner Richmond	60	20	40	2400	60	5	3		2		3		8	450				450	560					
15 Dicker Andrew J.	25	55		2000	100	8	3		2		3	10	6	350		75		300	250					
16 Schrader John	40			1200	50	20	2		2	2	3	7		420		25		500	50					
17 Johnson Benjamin	40		80	3000	100	25	4		3				10	340	25	50		250	300	10				
18 Jones John	40	10		1200	150	50	2	2	5		8		10	650	20	100		400	200	80	5			
19 Esbig Ludwig	40			1000	75		2		1				8	375				150	Crops destroyed					
20 Dieb J. J.	80	10	30	4200	250	150	3		4		2	10	12	500	60	80		1000	250		10			
21 Rhodes Joseph	80			1600		200										100		700	250					
22 Price John H.	40		40	2000	100	50	2		5		4		10	470	12	40		500	500		5			
23 Davis C. P.	40		40	2000	50	50	2		1		1	25	7	250	5	10		600	200				1000	
24 Morgan Richd	100	50	50	4000	200	100	3		5		15	20	15	800		75		1000	200		50		6000	
25 Schaaf Lewis	160	40	160	12,000	200	350	3	2	5		15		20	1035	100	300		1400						5000
26 Kenci Gust	40	10	30	2000	50	10	2		3		3		8	360		25		600	600					
27 Williams John H.	80	40	40	4000	100	60	2		3		3		8	360	50	100		1200	600	100				
28 Lewis Thomas	80	10	40	3000	200	150	4		6		6	20	16	740	100	10		1000	500	100				6000
29 Berry John S.	120	40	100	6400	350	200	4		5		8		20	750		500		2500	800		20			
30 Lewis David	80	20	40	3000	200	100	2	1	2		15		12	730	200	200		1000	350					
31 Perry Jenkins	80	40	40	4000	150	10	4		2				15	610	100	300		750	500					
32 James Williams	40			1200	50	10	2		1				5	200		50		500	100					
33 Thomas Thomas	40	20	80	4000	100	10	3		3		2		10	455		100		600	100					
34 James Edward	40		40	1600	25		2		1					225				1200						
35 Davis David A.	40		40	1600	25	10	2						5	225	25	50		600	400					
36 Blann Hannah & John	160	300	200	9000	300	100	2	2	3			50	20	600	100	400		2000	600	100				
37 Morgan Thomas	80			2000	50	25	2		2				5	225		100		1000	300	200				
38 Thomas John	80	40		2400	100	15	3		2		6		10	490	100	150		600	400					
39 Lewis William	40			500	50	5	1		2	2				250	50	50		500	300					
40 James M. R.	40	20	20	2000	150	10	2						12	250				1000	400					

7453
 812
 1170
 126450
 5310
 3361
 101
 11
 106
 13
 219
 250
 466
 22649
 1172
 4390
 500
 31925
 13120
 630
 150
 20000

State of Missouri, enumerated by me on the 23^d. 24th. 25th & 26th day of August, 1870.

David Patchbone, Ass't Marshal.

YEAR ENDING JUNE 1, 1870.

Cotton.	Wool.	Peas and Beans.	POTATOES.		Orchard products.	Wine.	Produce of Market Gardens.	DAIRY PRODUCTS.			SEED.			Hops.	Hemp.	Flax.	Flax-seed.	Silk cocoon.	SUGAR.		Molasses.	BEES.		Forest products.	Value of Home Manufactures.	Value of animals slaughtered or sold for slaughter.	TOTAL VALUE.
			Irish.	Sweet.				Butter.	Cheese.*	Milk sold.	Hay.	Clover.	Grass.						Maple.	Cane.		Wax.	Honey.				
25	26	27	28	29	30	31	32	33	34	35	36	37	38	39	40	41	42	43	44	45	46	47	48	49	50	51	52
			100	25				800			50										80			200	200	4260	
	100		100	10	50			400			15										40	10	5	100	600	1270	
			75					50													40				150	712	
			100		50			100			5										40		50		80	850	
			100					250			8										40				200	900	
			10					300																	600	850	
			50					60																50	100	200	
			100					180													20				200	600	
			100					75													20			50	100	600	
			50					200													20			50	100	397	
			80					150													40			50	100	376	
	60		50		10			200			9										30	20	300	100	150	1000	
	30		75					100																50	25	75	600
			15		100			100																		100	494
	30							125													20			100	50	500	
	20		40					75																		20	800
			100		50			275			5										40			50	100	750	
			100		75			375			2										40		5	20	50	200	800
			50																								120
			50					300			5													50	200	1000	
																											275
			50					400													30			50	20	200	920
			100					50													60			50	50	800	
	50		100		100			200			16													200	480	1822	
			100		300			350			60													200	1200	2650	
			50					150			2													50	100	592	
								250																		150	900
	60		65					400																	70	200	1160
			100					275			6										100			150	400	2350	
			25					120													40			50	150	1000	
			50					130													60			20	250	756	
			30					75																70	60	500	
			60					150																		120	500
			40					50																			800
			10																							60	470
	160		20					150													50			300	200	1200	2600
			100					120																		100	900
			25					100																	150	300	806
			25					130																		90	440
			25					75																		70	715
520			220	114	135			4810			183		5							530	30	565	220	540	10983	49834	

* This will include only such cheese as is made upon the farm. Milk sent to cheese factories will be regarded as milk sold off the farm.

State of *Missouri*, enumerated by me on the *6-7-8-9* day of *September*, 1870.

David Paterson, Ass't Marshal.

YEAR ENDING JUNE 1, 1870.																									TOTAL VALUE.						
Cotton. (Bales 150 lbs.)	Wool. Lbs.	Peas and Beans. Bush.	POTATOS.		Orchard products. Dolls.	Wine. Gallons.	Produce of Market Gardens. Dolls.	DAIRY PRODUCTS.			SEED.					SUGAR.			BEES.		Forest products. Dolls.	Value of Home Manufactures. Dolls.	Value of animals slaughtered and sent for slaughter. Dolls.	Estimated value of all farm produce not included in the above items and addi- tions to stock. Dolls.							
			Irish. Bush.	Sweet. Bush.				Butter. Lbs.	Cheese.* Lbs.	Milk sold. Gallons.	Hay. Tons.	Clover. Bush.	Grass. Bush.	Hops. Lbs.	Hemp. Tons.	Flax. Lbs.	Flax-seed. Bush.	Silk cocoons. Lbs.	Maple. Lbs.	Cane. Hhds. (1,000 lbs.)					Molasses. Gallons.	Wax. Lbs.	Honey. Lbs.				
25	26	27	28	29	30	31	32	33	34	35	36	37	38	39	40	41	42	43	44	45	46	47	48	49	50	51	52				
			15					40			12															100	572				
			+																							50	200				
			10																							80	932				
			175					300			10															50	930				
	40		40		30			700			20															145	986				
								100													15					130	266				
								150													18					165	316				
			30					200			7										5					38	322				
	360		30		50			300													5					186	30	75	682		
	141		15					100																			131	358			
			30					416																			560	671			
			30	3				520													9					20	140	1092			
			20					50													9							563			
			25		25			640			1															36	800	200	90	167	1048
																													53		
	90		30					620			9										8					60	100	75	375	988	
			70					50																				30	105		
			60					60																				25	140		
	65		30	2	50			400			56		12													3	150	260	1499		
	45		20	20				364			6															26	240	100	38	1884	2066
	21		75		2			208			22		21													9	36	100	100	600	1581
								30																						574	
			150					100																				200	75	409	
			100					80																				100	50	280	
	90	2	75	8	50			300			20		8													5	60	150	900	1498	
			100																										25	10	320
	40		10					250																				25	75	476	
	50		200					200			10																	150	350	2270	
			20					50																				50	75	421	
			10					150																					80	765	
			100					350			3																	200	1392		
			50					100																					20	250	550
			60					100																					30	200	453
			30					100																					20	250	647
			10					250																					5		
			12					100																					40	100	1400
			20					250																					5		
			40					250																					40	226	226
			100					350																					25	226	1067
			20					250																					20	450	936
			20					250																					5	222	446
			20					250																					5		

942 2 1458 33 204 9693 146 41 825 1140 1550 203 4961 37431

* This will include only such cheese as is made upon the farm. Milk sent to cheese factories will be regarded as milk sold off the farm.



SCHEDULE 3.—Productions of Agriculture in Blue Mountain Township, in the County of Livingston in the
 Post Office: Law

Name of Agent, Owner, or Manager.	ACRES OF LAND.			PRESENT CASH VALUE.		Total amount of wages paid during the year including value of board.	LIVE STOCK, JUNE 1, 1870.								PRODUCE DURING THE YEAR.										
	Improved.	UNIMPROVED.		Of farm.	Of farming implements and machinery.		Horses.	Mules and Asses.	Milk Cows.	Working Oxen.	Other Cattle.	Sheep.	Swine.	Value of ALL live stock.	WHEAT.			Indian Corn.	Oats.	Barley.	Buckwheat.	Rice.	Tobacco.		
		No.	Wood-land.												Other unimproved.	Dolls.	Dolls.							No.	No.
1	2	3	4	5	6	7	8	9	10	11	12	13	14	15	16	17	18	19	20	21	22	23	24		
Jones Thomas J.	20		20	1000	10	3	1		2	1				190		40		100	30						
Craws John S.	20		20	1000	10	3	1		1	1			2	190		40		50	30						
Thomas John S.	25		40	1420	10	5	1		1					130		100		300							
Quelley Nicholas	180	80	10	6000	200	300	2	2	5	35	9	12	1240		300		3000	300							
Bowen John M.	80	10		2700	100	50		2	5		10		650		400		360	300							
Jones Samuel	40		40	2000	50		2		1				5	250	100	200		600	200						
Burton John	40	10	30	2000	50		2		2			10	20	360	100	100		500	300						
Hendrick Jacob	10		30	800	50		2	1	2		3		8	425				250	50						
Cary James F.	40	10		1500	100		2		1					200		200		600	200						
Mosier Chas. H.	40	20		1800	100	20	2		3		3		10	355		100		840	80						
Lamberting H. M.	40	20	40	2500	338	50	2		2		1		8	297		235		300	238						
Ferney William	20		100	3600	100	200	2		2		3		2	350	100			870	50	28					
Roach Anna	90	40		3900	50	40	2		5		4	11	18	537	15	268			300	20					
Tomey Peter	40			1200	50				2	2	7		7	350	100			100							
Gitus William	50			1000	150	50	2		1		2	12	4	200		400		200							
Bowen Moses M.	120	90	80	7200	300	400	5		13	2	18	40	5	11000		120	80	400	400						
Bowen James B.	50	10	70	3900	50	50	4		5		11	45	15	896		130		600	30						
Pottel C. S.	115	14	50	5550	100	800	2		3		8		1	570		400		700	300						



SCHEDULE 3.—Productions of Agriculture in Chillicothe Twp, in the County of Livingston, in the

Post Office: Chillicothe

Name of Agent, Owner, or Manager.	ACRES OF LAND.			PRESENT CASH VALUE.		Total amount of wages paid during the year including value of board.	LIVE STOCK, JUNE 1, 1870.								PRODUCE DURING THE								
	Improved.	UNIMPROVED.		Of farm.	Of farming implements and machinery.		Horses.	Mules and Asses.	Milk Cows.	Working Oxen.	Other Cattle.	Sheep.	Swine.	Value of All Live Stock.	WHEAT.		Rye.	Indian Corn.	Oats.	Barley.	Buckwheat.	Rice.	Tobacco.
		No.	Wood-land.												Other unimproved.	Dolls.							
	No.	No.	No.	Dolls.	Dolls.		Dolls.	No.	No.	No.	No.	No.	No.	No.	Dolls.	Bush.	Bush.	Bush.	Bush.	Bush.	Bush.	Bush.	Lbs.
1	2	3	4	5	6	7	8	9	10	11	12	13	14	15	16	17	18	19	20	21	22	23	24
Ryan John	150	80	20	12500	120	300	4	10	60	12	2140				60		750	60					1500
Taylor E. L.	45			2700	320	150	2	2	12		25	450	15	15			700	50					
Tidwell Arthur	57	10	9	1400	200	134	2	3	7		9	380		210	60	100			63				
Walby Benjamin	40	10		2500	200	50	2	2			10	150	50	20			250	100	130				200
Watney Johnson	80			2000	100	500	6	1	2		70	1160					2000						
Waters William	70	80	70	6600	300	100	4	1	4	4	120	6	860	20	100		1000						
Wise William	100	20		3600	100	100	2	5	11	12	15	600		190			500	500					
Wright William	20		100	2600	100	200	2	2	3		2	350	150				870	50	28				
Thompson Nathan	90	30		3000	200	200	5	2	5	12	20	744		400			700	500					3000
Ward V. F.	40			1200	75	25	1		2	1		175		50			480	300					
Waters Peter	70	80	250	10000	150	20		4	1			630		160			1000	360					
Waters Harvey E.	85	30	35	3600	100		6	5			5	600		143			1000	200					
Boyles James	44	36		1200	100	25	2	3			1	8	471		150		600	300	100				
Stewart John	80			2400			2	1				200					1600	300					
Wise Alfred	34			1500	100	25	2	1				250					960	400					
Wright James	100	40		2800	100	200	2	3	12		20	450	30				400	140					
Waters John	65			1950	200	30	5	2	1			385					600	480					
White Elizabeth	163	40		6030	25	1517	5	8	14		4	780		100			3000	100	100				
Wannamaker John	40	20		1800	100	70	5	3	3			640		150			200	150					
Young Peter	100	80		3400	200	120	2	2			6	290	130	200	20	2000	200						
Wright Wm.	20		20	1000	100		2	1				6	266				750						
Wright Joseph	130	70		6000	200	200	4	2	8	20	20	40	1440	100	300		2000	800					8000
Wright Joseph	40	20	82	3600	150	50	2	2	1			275		700			300						
Ward John	28		40	1700	100	147			3			6	186				75						
Ward J. G.	40	10		1500	100		2	4	8		4	500		60			300						
Gilbert Wash	25	10	25	1500	100	25	2	2				210					400						
Wright Wash	160	63		6690	300	250	2	6	4	6	6	1560	21	250	170	1200	840						7000
Wardland J. W.	40	10	50	3000	75	20	4	4	7		8	465		20			400						600
Gilbert Lucius	40	43		2490	100	20	4	6	5		14	625		108			250	125					4000
Ward Wm.	40	40		1600	100		2	3			3	300		25			400	114					
Wright Peter	60	20		2000	50	25	2	5	5		11	500		100			400	100					
Wright Wm.	23	5	22	1502	100		2	1	1		15	320		31			300						
Wright Lafayette	80	7		2610	100	65		1	3	3	4	248		52			1600	54					2000
Ward G. B.	40			1200	100	50	1	1				200					1200						
Wright Thomas	80	20		3000	130	87	5	8	12		9	810		132	15	400	30						
Wright James	14	5	26	1125	140	50		2	4		3	191	11	102			100	40					
Wright Dick	50	60		3300	100	25	7	2				760	6	50	15	700	400						
Wright J. W.	10		30	1200	75	15	2	3			1	205		25			75			1			
Wright Wm. R.	40	45		2550	100		2	4	10		25	695		30			450	25					
Wright Oscar A.	60	30	80	1500	200	200	5	7	40		20	1550		160			500						2000

2493 1014 559 12850 6240 4995 111 20 135 261 153 392 22966 533 4115 280 30510 6918 421 1 28300

State of *Missouri*, enumerated by me on the *23rd 1870* day of *Dec*, 1870.

David Postbone, Ass't Marshal.

YEAR ENDING JUNE 1, 1870.

Cotton.	Wool.	Pens and Deans.	POTATOS.		Orchard products.	Wine.	Produce of Market Gardens.	DAIRY PRODUCTS.			SEED.			SUGAR.					BEES.		Value of Home Manufactures.	Value of animals slaughtered for slaughter.	TOTAL VALUE.								
			Bales (150 lbs.)	Lbs.				Dash.	Bush.	Dash.	Dolls.	Gallons.	Dolls.	Lbs.	Lbs.	Gallons.	Tons.	Bush.	Bush.	Lbs.				Tons.	Lbs.	Dash.	Lbs.	Hds. (1,000 lbs.)	Gallons.	Lbs.	Lbs.
25	26	27	28	29	30	31	32	33	34	35	36	37	38	39	40	41	42	43	44	45	46	47	48	49	50	51	52				
			50		150			200			10													50	80	1200	1000				
								50																200	200	200	1200				
			15					80																		100	608				
			50					100													5	500				900	603				
			100					50																80	300		1610				
	350		80					365			10													50	180	70	1000				
	50		40	10				200													8	20		50	120	100	935				
			55					300			5													50		317	785				
			50					365																50			1065				
			20					365																50			490				
			400					100			60															80	1600				
			20					200			10													50		40	860				
			50					300			9										5	36			15	140	1768				
			40					300			33													50		20	1750				
								150																			875				
			10								3															80	335				
																											420				
			2					40			60													50	60	115	2275				
								300			10										5	15				80	370				
			150					300			15															50	650				
			50					300																		80	100				
	60		200					600			20										9	100	10	90	200	1000	2674				
																											850				
																											50	50			
			50					700																		25	60	910			
			4																								10	200			
			30		400			250			50															150	2749				
								500			4																145	433			
			50		100			500			10														36		100	942			
			10					250																				615			
			125					250			7															75	90	610			
			30					75																		50	2	161	280		
			25		50			300			2																160	1479			
			50					300			6															6	27	193	237		
					15			150			12																60	647			
			25		60			150																				20	285		
			25					100																					7	327	
								150																					11	126	97
																														260	
			60		25			520			20																			1605	
	460		1860	10	800			8860			367																		42121		
																														260	
																														260	

* This will include only such cheese as is made upon the farm. Milk sent to cheese factories will be regarded as milk sold off the farm.

State of *Missouri*, enumerated by me on the *6^d & 7th* days of *December*, 1870.

David Parkhorne, Ass't Marshal.

YEAR ENDING JUNE 1, 1870.

Cotton. Bales (450 lbs.)	Wool. Lbs.	Peas and Beans. Bush.	POTATOES.		Orchard products. Dolls.	Wine. Gallons.	Produce of Market Gardens. Dolls.	DAIRY PRODUCTS.			SEED.			SUGAR.			BEES.		Forest products. Dolls.	Value of Home Manufactures. Dolls.	Value of animals slaughtered or sold for slaughter. Dolls.	TOTAL VALUE. Dolls.						
			Irish. Bush.	Sweet. Bush.				Butter. Lbs.	Cheese.* Lbs.	Milk sold. Gallons.	Hay. Tons.	Clover. Bush.	Grass. Bush.	Hops. Lbs.	Hemp. Tons.	Flax. Lbs.	Flax-seed. Bush.	Silk cocoons. Lbs.					Maple. Lbs.	Cane. Hhds. (1,000 lbs.)	Molasses. Gallons.	Wax. Lbs.	Honey. Lbs.	
25	26	27	28	29	30	31	32	33	34	35	36	37	38	39	40	41	42	43	44	45	46	47	48	49	50	51	52	
								100													5					100	320	1
			50	20																	15					30	440	2
			100					364															400			275	4571	3
			20					350			10															80	358	4
			100					400			6													75	30	40	513	5
								150																			305	6
			100					300																50		100	1400	7
			50					250																25	100	300	1400	8
			8					400																15		300	350	9
			12					25														5				100	410	10
			25																								150	11
			150					300																	100	1300	1255	12
			100					275																200		900	1395	13
			25					150																25		100	375	14
			30					50																25		100	375	15
																												16
																												17
																												18
																												19
																												20
																												21
																												22
																												23
																												24
																												25
																												26
																												27
																												28
																												29
																												30
																												31
																												32
																												33
																												34
																												35
																												36
																												37
																												38
																												39
																												40
																												41
																												42
																												43
																												44
																												45
																												46
																												47
																												48
																												49
																												50
																												51
																												52

I do

*The foregoing returns of Agricultural Statistics in that portion of Chillicothe's sub-division
Township is correct & was taken according to law & instructions
Sub Dist No 55 Western Dist of Missouri*

David Parkhorne
Asst U. S. Marshall

420 20
21/4
16
50
915 130
3725
142620

* This will include only such cheese as is made upon the farm. Milk sent to cheese factories will be regarded as milk sold off the farm.

SCHEDULE 3.—Productions of Agriculture in *Chillicothe Township*, in the County of *Livingston*, in the

Post Office: *Gamersville*



Name of Agent, Owner, or Manager.	ACRES OF LAND.			PRESENT CASH VALUE.		Total amount of wages paid during the year, including value of board.	LIVE STOCK, JUNE 1, 1870.								PRODUCE DURING THE YEAR.																			
	Improved.	UNIMPROVED.		Of farm.	Of farming implements and machinery.		Horses.	Mules and Asses.	Milk Cows.	Working Oxen.	Other Cattle.	Sheep.	Swine.	Value of ALL live stock.	WHEAT.																			
		No.	Wood-land.												Other unimproved.	Dolls.	Dolls.	Dolls.	No.	No.	No.	No.	No.	No.	No.	Dolls.								
		No.	No.												No.	Dolls.	Dolls.	Dolls.	No.	No.	No.	No.	No.	No.	Dolls.	Spring.	Winter.	Rye.	Indian Corn.	Oats.	Barley.	Buckwheat.	Rice.	Tobacco.
1	2	3	4	5	6	7	8	9	10	11	12	13	14	15	16	17	18	19	20	21	22	23	24											
1 Gladieux August	200	67		15,000	600	100	7		5	15		25	250		500		2000	1000	400															
2 Roberts Joseph D	210	20		10,000	125	250	6		3	5	160	5	625		230	25	200	250																
3 Willard Brainerd	Renter						3		3	3		10	400		150		600	400																
4 Jenkins William	25	15		800			2		4			12	10	370		30		500	100															
5 Jenkins Henry W	80			3000			4					10		375		60		1000	100															
6 Morris John	300	200	160	18000	250	1000	8	18	5	2	65	30	20	2600		50	300	1500	400															
7 Ware John H	40	40		4000			3		4			2		360		150		800																
8 Sanders Burnett	40			1000			2	3	5				5	650				200																
9 Herthol Charles	46		74	5000	250	500	4		2				11	420				250																
10 Linkenfelter James	40	20	20	2500	150		2		2		4			280																				
11 Burr Sanford	40		40	3000	100		2		1					200				400	200															
12 Patter John	Renter				100		2		2		1		10	300		100		500	250															
13 Jones William B	80			3500	120		2		2		5		19	400		250		1500	300															
14 Jones Thomas	320			9000	300		3	4	3		10	40	18	1050		400		800	400															
15 Jones Charles E	160			4000	220		3	2	7		15	20	20	920		500	30	300	200															
16 Dale Lawrence	60		20	4000	100		2		3		3		9	320		400		900	200	215														
17 Fields John	120		80	7500	200	350	4	2	4		25		12	850		50		500	300							1500								
18 McMillen William H	40		40	2500	150		4		2		2		3	420																				
19 Smith John	100	20	40	4800	125	200	2		2		6		18	450		600		1000	250															
20 Kelly William	120	140		8000	350	50	9		3	2	10	20	40	1200		260		1600	200															
21 Meyers James	40	10	30	2500	100		2		2		3	7	5	350		65		200	60															
22 Hoge Morgan	60	80	60	4000	120		2	2	3		6		6	575	20	200		500	150															
23 Bradford David	20	60		1600	100		2		2				4	220		20		50	40															
24 Gore Andrew J	25	20	8	1500	50		3		2		1		11	350		50		300	100															
25 Bowman George	106	35		5500	250		6		3		2		5	550		525	30	800	400															
26 Gore John	75	20	20	4000	100		4		7					550		110		700	200															
27 Hoge Solomon	80	40	40	4500	150		5		5		15		10	725		170		600	180								800							
28 Burroughs John	150	150	100	7500	400	150	3		6		9		20	600		500		800																
29 Collier Abner	30		70	3500			2		3				10	350				200	300															
30 Collier Lewis	80			2500			6		2		3		8	550				400	200															
31 Cleveland John	65	80	20	3500	80		7		3		27		10	750		190		850																
32 Geter Elizabeth	120	10	80	6000	90		4		5		4	10	13	575		170	80	300	250															
33 Lilly John	40		40	2000	40		2		2		4		8	300		60		400	80															
34 Coole William	60	20	80	2500	100		6		4		6	20	16	650		225		500	280															
35 Slatery Richard	60	40	20	2500	60		1	2	4		4	14	20	525		220		450	400															
36 Pond David	160	70		5500	150		2		5		19		17	475		160		1000	500															
37 Patrick Margret	40	104		3500	80		2		5		7	8	10	400		45	20	500	85															
38 Wilson Drury	35	50	50	2500	150		1	6	3		7	10	8	750		210		800																
39 Bird John	40			120	50		2		2		4		2	300		50		200																
40 Smith William K	70	50		300	120		6		3		20	35	30	1200				700	400															
	3377	1346	1107	171100	5350	2430	142	44	133	4	322	386	408	22185	20	6700	485	24800	8175	615								2300						

State of Missouri, enumerated by me on the First day of June, 1870.
Thos. C. Fenold, Ass't Marshal.

YEAR ENDING JUNE 1, 1870.

	Cotton. Bales (50 lbs.)	Wool. Lbs.	Peas and Beans. Bush.		POTATOES. Bush.		Orchard products. Dolls.	Wine. Gallons.	Produce of Market Gardens. Dolls.	DAIRY PRODUCTS.				SEED.			SUGAR.					BEES.		Forest products. Dolls.	Value of Home Manufactures. Dolls.	Value of animals slaughtered or sold for slaughter. Dolls.	TOTAL VALUE. Dolls.		
			Butter. Lbs.	Cheese.* Lbs.	Milk sold. Gallons.	Hay. Tons.				Clover. Bush.	Grass. Bush.	Hops. Lbs.	Hemp. Tons.	Flax. Lbs.	Flax-seed. Bush.	Silk cocoons. Lbs.	Maple. Lbs.	Cane. Hhds. (1,000 lbs.)	Molasses. Gallons.	Wax. Lbs.	Honey. Lbs.								
	25	26	27	28	29	30	31	32	33	34	35	36	37	38	39	40	41	42	43	44	45	46	47	48	49	50	51	52	
1				100		150			300			40															200	2300	1
2		1100							300			30															380	1332	2
3				200					150			7															185	950	3
4		55							300																			420	4
5				50																		80					300	955	5
6		100		100		200			300			75															1500	3500	6
7				40					80																		180	775	7
8									60																		100	220	8
9				300					250													50					120	490	9
10																													10
11				40					60																		50	350	11
12				50					200																		100	510	12
13				100		300			150																		260	1755	13
14		150							100			15															750	1880	14
15		90		50		200			300			5										120				420	1600	15	
16				200		80			60			35															200	1670	16
17									200			15															250	1040	17
18																													18
19				110					200			12										60					280	1680	19
20				50					300			10															1800	3100	20
21				40					250			6										75					40	415	21
22									80			4															120	685	22
23									120																		100	200	23
24				40					60																		90	360	24
25									200																		130	1270	25
26				20					350																		260	900	26
27									320																		175	850	27
28									300																		250	1240	28
29				50					120																		80	330	29
30									80																		120	400	30
31									250													110					310	960	31
32		70		30					225													80					300	870	32
33				40					200			8										140					275	755	33
34				50		25			300													120					225	984	34
35		60		40					250																		180	865	35
36				50					60																		60	900	36
37									400			5										50					200	715	37
38		53		30					100													50					160	860	38
39				60					100																		80	340	39
40		120		40					150			10															400	1065	40
		1196		1880		955			7225			277										975				10630	39491		

* This will include only such cheese as is made upon the farm. Milk sent to cheese factories will be regarded as milk sold off the farm.

SCHEDULE 3.—Productions of Agriculture in Phillipps Township, in the County of Livingston, in the
 Post Office: Somersville



Name of Agent, Owner, or Manager.	ACRES OF LAND.			PRESENT CASH VALUE.		Total amount of wages paid during the year, including value of board.	LIVE STOCK, JUNE 1, 1870.								PRODUCE DURING THE										
	Improved.	UNIMPROVED.		Of farm.	Of farming implements and machinery.		Horses.	Males and Asses.	Milk Cows.	Working Oxen.	Other Cattle.	Sheep.	Swine.	Value of ALL live stock.	WHEAT.		Eye.	Indian Corn.	Oats.	Barley.	Buckwheat.	Rice.	Tobacco.		
		No.	Wood-land.												Other unimproved.	Dolls.								Dolls.	No.
1	2	3	4	5	6	7	8	9	10	11	12	13	14	15	16	17	18	19	20	21	22	23	24		
Barlow William	25	10		1000	50		2		2			8	8	300		15		150							
Lill Charles	20	30		1000	30		2		2		1	15	14	300		30		50	200						
Adams John	25	15		700	80		2	1	3					150		20	70	75	30						
Kenderson John	15	45		800	50		2		2			7	12	300				200							
Low John A	200	120		9000	500	365	12		3		35	55	22	1500		280		400	300						
Lile John	60			1800	50	30	11	2	2		4	15	12	700		108		50	50						
Thompson John	40	60		3000	75	25	9	4	4		4	15	10	1000				400	100						
Brazley Jacob	10	7		270			3	3	3		1	16	8	400		42		150							
Linnville William	120	40		4000	75		5		3		6	15	10	550		70		200	100						
Linnville Thomas							1		2				6	300		30		100							
Anderson Marion	40			1200	50		3		3		2	15	12	300				250							
Rosebaugh Nancy	40	40		500			2						1	100				100							
Jones Ambros Agent				500			2	2	2			9	7	350				100	47						
Carpenter Benj	13	7	20	600	100		1		2		2		1	150				200	100						
Box Able	70	60		900	50		3		2	2	13	15	20	600		50	25		30						
Gill Baldwin Gen	80	70		4500	100	480	3		4			30	27	500		60	20	300	100						
Bargdell Joel	40	20		2000	60	300	2		2		1		25	220		577		150	101						
Brewer Francis	20			2000	50		1		1				2	100				100	50						
Delano William	80			4000	75		2		2				3	150		20		200	20						
Kennyon Henry	5			600			2		1		2		7	250											
Reber Eli	60	20		4000	80		3		4					250		100		300							
Gibbins William	100	80		1000	100	300	4		5		4	25	30	800				200	500						
Mathews William	40	60		7000	100		3		1		4		15	400		60		150	300						
Box Andrew	160	100		6500	100		4		4	8	8	12	20	1240		200		550	175						
Linnville Willey	35	5		1000	100	100	10		6		12	30	7	600		85		800	100						
Deinst Benjamin	30	50		1000	100		2		1		4			500		42		200							
Graves Williams	40			800			2		1				3	300				200	100						
Cooper John	18	42		1800	20	75	2	1	2		2	8	30	380		55		300	100						
Box Sam	40	100		2800	30	75	4	1	2		3	14	35	550			15	300	60						
Box Sam (Agent)	40	20	60	1800			2		1			5		220				200	150						
Bradford John	20	60		1600			4						8	200				250	50						
Brewer William	15	15		200					1				1	30		10									
Adams Julia	20	45		1200			4		2		2			200			72		50						
Grandall Hampton	15	5		400	50		2						11	200				100							
Lile Sam B	40	60		2000	50		6	1	1		2	20	25	450		100		300							
Baxter William					100	25	21		1		3	15	18	450		140		200							
Baxter Richard	40	40		2800			1		1				6	100				400	200						
Stetair James									1				1	40											
Reeves Joseph	90	10		6000	100	180	8		4		8	35	17	1000		34		700					400		
	1646	1236	80	80570	2275	1955	134	15	88	10	123	379	434	14130		248	202	8825	3013					400	

State of *Missouri*, enumerated by me on the *First* day of *June*, 1870.
Thos. C. Fennell, Ass't Marshal.

YEAR ENDING JUNE 1, 1870.

Cotton. Bales (150 lbs.)	Wool. Lbs.	Pens and Bombs. Bush.	POTATOES.		Orchard products. Dolls.	Wine. Gallons.	Produce of Market Gardens. Dolls.	DAIRY PRODUCTS.			Tons.	SEED.		Hops. Lbs.	Hemp. Tons.	Flax. Lbs.	Flax seed. Bush.	Silk cocoons. Lbs.	SUGAR.			BEES.			Value of animals slaughtered or sold for slaughter. Dolls.	Estimated value of all other personal property not enumerated and addi- tions to stock. Dolls.	TOTAL VALUE. Dolls.			
			Irish. Bush.	Sweet. Bush.				Butter. Lbs.	Cheese.* Lbs.	Milk sold. Gallons.		Clover. Bush.	Grass. Bush.						Maple. Lbs.	Cane. Hhds. (1,000 lbs.)	Molasses. Gallons.	Wax. Lbs.	Honey. Lbs.	Forest products. Dolls.				Value of Home Manufactures. Dolls.		
25	26	27	28	29	30	31	32	33	34	35	36	37	38	39	40	41	42	43	44	45	46	47	48	49	50	51	52			
			40					50													28					40	175	1		
			20					80													20					40	190	2		
	20		10					150													15					30	190	3		
	12		10					150													20					30	205	4		
	100		150	30	75		50	365			20		5								200		50	75	500	1150	5			
	30		20					40			2										15				30	60	280	6		
	25		20					150													200				25	75	490	7		
	20		10																		25					40	185	8		
	30		25					100			2															80	455	9		
			20																							30	120	10		
	24							100													15					85	155	11		
			40																									60	12	
			25																		30					100	185	13		
								80																		20	190	14		
	23				20			40			2															50	180	15		
	50		100					100			3												30	30	150	460	16			
			200					40																		60	790	17		
			80																									105	18	
			90					200			18															30	270	19		
																													20 *	
																										100	350	21		
	60		80		200			100																		104	415	22		
			40					80																		80	350	23		
	40		20		100			100			3										35					350	1045	24		
	60		25		20			300																	40	100	800	25		
			10					50			2										10					50	235	26		
			60																							50	220	27		
	23		10					100													20					100	390	28		
	30		50					50			2												35	25	100		380	29		
																												145	30	
								40																		50	200	31		
																										20	30	32		
			40					80																				90	33	
			20																								40	100	34	
								40																		65	348	35		
	30		60		15		15	100			2										25				25	42	500	36		
			50																								45	275	37	
																													38	
	98		50					150																		40	100	240	880	39
																													40	
	675		1375	30	430		65	2835			56		5								5698		115	350	2456		12585			

* This will include only such cheese as is made upon the farm. Milk sent to cheese factories will be regarded as milk sold off the farm.

State of Missouri, enumerated by me on the Fifth day of June, 1870.

Sho. G. Fenwick, Ass't Marshal.

YEAR ENDING JUNE 1, 1870.

Cotton. (150 lbs.)	Wool. Lbs.	Fur and Beaus. Dush.	POTATOES.		Orchard products. Dolls.	Wine. Gallons.	Produce of Market Gardens. Dolls.	DAIRY PRODUCTS.			Hay. Tons.	SEED.			Hops. Lbs.	Hemp. Tons.	Flax. Lbs.	Flax-seed. Dush.	Silk cocoons. Lbs.	SUGAR.			BEES.		Forest products. Dolls.	Value of Home Manufactures. Dolls.	Value of animals slaughtered or sold for slaughter. Dolls.	TOTAL VALUE. Dolls.			
			Fish. Bush.	Sweet. Bush.				Butter. Lbs.	Cheese.* Lbs.	Milk sold. Gallons.		Clover. Bush.	Grass. Bush.	Maple. Lbs.						Cane. Hhds. (1,000 lbs.)	Molasses. Gallons.	Wax. Lbs.	Honey. Lbs.								
25	26	27	28	29	30	31	32	33	34	35	36	37	38	39	40	41	42	43	44	45	46	47	48	49	50	51	52				
																											200	385			
								100			5												100				50	230			
		6	16	30			2000	50			4																30	2135			
			20					106																			100	140			
	65							50																			125	230			
								50																			50	215			
		5	120	10																						1000	4000	3880			
		5	120	10			75	100																			50	235			
		5	120	10			75	100																			50	370			
			120	30	30			400			8													40	75	160	1184				
			300					200																		10	50	485			
		1	80	3			100	100					1													50	120	580			
		3	15				100	150		30																	80	310			
								200			3																180	310			
		9																									90	125			
																												360			
	150		30		150		60	500	60		25												20	100	75	246	1500				
					75																							300			
			30		75		50	260																			150	700			
			50		75			50																			100	535			
	42	3	25	5	50			200			2													15	200	75	150	725			
			10				20	100																			100	180			
	70	2	10		50		30	100			2																75	120	355		
			25					150																20	150		770	1000			
	22		20					150																			10	30	11	485	
	80		20	8			20	200			5																25	25	125	330	
			200					150																				50	315		
			200					150																				50	325		
	35		20					100																			40	20	30	230	
			35		50			520			30	3														20		200	1300		
			15					150			2																	20	215		
			150					150																				50	430		
	100		25	3	40			200			15																100	40	80	700	
	30		75					150																			40	40	46	355	
	594	39	1871	109	595		2530	4886	60	30	101		4													220	95	650	1435	7633	23154

* This will include only such cheese as is made upon the farm. Milk sent to cheese factories will be regarded as milk sold off the farm.

SCHEDULE 3.—Productions of Agriculture in *Chillicothe Township*, in the County of *Livingston*, in the
 Post Office: *Farmersville*



Name of Agent, Owner, or Manager.	ACRES OF LAND.			PRESENT CASH VALUE.		Total amount of wages paid during the year, including value of board.	LIVE STOCK, JUNE 1, 1870.								PRODUCE DURING THE YEAR.										
	Improved.	UNIMPROVED.		Of farm.	Of farming implements and machinery.		Horses.	Mules and Asses.	Milk Cows.	Working Oxen.	Other Cattle.	Sheep.	Swine.	Value of All Live Stock.	WHEAT.		Rye.	Indian Corn.	Oats.	Barley.	Buckwheat.	Rice.	Tobacco.		
		Wood-land.	Other unimproved.												Dolla.	Dolla.								No.	No.
1	2	3	4	5	6	7	8	9	10	11	12	13	14	15	16	17	18	19	20	21	22	23	24		
1 <i>Chaveland Roland</i>	40		40	2000	85		2	2	3			12	380		70	40	500	140							
2 <i>Palmer Jacob</i>	160			4000	150	150	4	6	8			9	720		150	200	100	700							
3 <i>Beal James</i>	80			2400	100		2	2	3			24	375		275		400								
4 <i>McBonnacks John</i>	200		56	6000	200	220	4	6	6			7	35	950	150	125	500	500							
5 <i>Roach Morgan</i>	20		18	600	80			2	2			4	9	400	65	25	100	200							
6 <i>Blackburn Johnathan</i>	40			1200	85		1	1	2				5	300			400	100							
7 <i>Allen Stennett</i>	80			2400	100		3	4				1	11	420			200	100							
8 <i>Grace Phillip</i>	180			5000	170	140	4	4	37				23	900	250		600	200	600						
9 <i>Burton Woolsey</i>	140	40	20	5000	150	75	14	2	6			4	10	1400	50	75	800	300							
10 <i>Jeffries Truman</i>	25			500	75		2	1	2				6	275			150	120							
11 <i>Daw Hiram</i>	80			2400	80		2	1					6	250			400	150							
12 <i>Steen Robert</i>	80	120		5000	120		8	3	5			10	8	1100			900	300							
13 <i>Shiren Levi</i>	130	44	100	10000	2000	160	7	8				13	8	980			1000	450							
14 <i>Foster Oliver</i>	120			5000	100	110	4	5				14	12	700			800	400							
15 <i>Coost Williams</i>	45			1300	80		4	2				5	2	450	150		350	100							
16 <i>Knaus William</i>	80		60	4000	125		3	4				7	13	500			500	650							
17 <i>Slattery James</i>	40	15		1200	80			2	2				10	320	50		700	170							
18 <i>Gorden Liston</i>	50	100	10	6000	100		4	1	4			12		625	185		800	200							
19 <i>Gifford Giles J</i>	160	70	50	9600	300	125	2	3	5			8	450	10	1780	472	150	250	800						
20 <i>Williams John</i>	130		70	8800	250	200	3	16	5			5		1600	60		900	200							
21 <i>Barnes Richard</i>	160		200	6500	100		2	3				2	8	340			500	300							
22 <i>Willard Judson S</i>	60		20	3000	150		7	6				3	12	850	188		300	150							
23 <i>Pierce Henry</i>	19			200	90		2	2				7	7	360	145		200								
24 <i>Larson Morgan</i>	8			1500										30											
25 <i>Graves Cyrus C</i>	140	120		7000	80		5	2	3			2	10	875			300	150							
26 <i>Wood Arnan</i>	40			1400	50		2	1					10	250			200	200							
27 <i>Hutchinson John P.</i>	140	40		3000	80		4	1	3			20	9	620	180		300	160							
28 <i>Drake Jay</i>	28			840	50		2					1	3	200			300	60							
29 <i>Morgan Charlotte</i>	60			1800	80			2	1				6	300	75		450	160							
30 <i>Sherman William</i>	160	40		12000	100	275	2	5				7	26	3	440	265	800	200	60						
31 <i>Young Andrew</i>	35			1000	85				1	2			10	235			250	150							
32 <i>Witz Mathias</i>	36			1000	100		1	1	1				3	260			175	120							
33 <i>Young George</i>	20			500	30	100	2	1					4	100			100								
34 <i>Ruggen Joseph</i>	40			2500	120	600	2	1				1	12	200			400		450						
35 <i>Hammond John H</i>	320			30000	300	1100	3	5				3	20	600	300			280							
36 <i>Stewart Admiran</i>	145	35		18000	500	800	9	2	4			7	6	1150	600		800	300							
37																									
38 <i>Twelve Stock Owners</i>							20	2	14			42	20	33	3335										
39																									
40																									
	3091	624	644	172640	6345	4055	116	44	113	2	176	516	319	21235	3680	615	18425	8010	1110						

State of Missouri, enumerated by me on the First day of June, 1870.

Thos. C. Arnold, Ass't Marshal.

YEAR ENDING JUNE 1, 1870.

Cotton.	Wool.	Pens and Beans.	POTATOES.		Orchard products.	Wine.	Produce of Market Gardens.	DAIRY PRODUCTS.			SEED.			Hops.	Hemp.	Flax.	Flax-seed.	Silk cocoons.	SUGAR.			BBES.		Forest products.	Value of Home Manufactures.	Value of animals slaughtered or sold for slaughter.	TOTAL VALUE.			
			Irish.	Sweet.				Butter.	Cheese.*	Milk sold.	Hay.	Clover.	Grass.						Maple.	Cane.	Molasses.	Wax.	Honey.					Dolls.	Dolls.	
25	26	27	28	29	30	31	32	33	34	35	36	37	38	39	40	41	42	43	44	45	46	47	48	49	50	51	52			
			25					100													20					150	585	1		
			120					320			8																240	1000	2	
								100													40						275	800	3	
			50					220																			350	1090	4	
			40					150																			180	455	5	
								80																			75	230	6	
								250																			140	345	7	
											40																220	1630	8	
			100					500			10										80					400	1300	9		
			50					80																				130	10	
			25					60																			40	305	11	
								125			20																120	850	12	
			150					475			50																140	1380	13	
								175																			180	750	14	
								125																			400	790	15	
			60					160													30					80	615	16		
								80																			175	750	17	
								110																			120	800	18	
	1487		160					360			15															180	1925	19		
								245																			85	725	20	
			100					300																		220	700	21		
			300					100			3																200	888	22	
			150					200																			220	600	23	
			50					500																			30	200	24	
			25					60																				225	25	
			40																								280	460	26	
	40		40					60																			120	670	27	
			20																								150	330	28	
			30																								200	555	29	
			150		180			350			6						12									640	1815	30		
			50																								65	255	31	
			100					75																			80	250	32	
			20																									110	33	
			50				Grapes 400																				100	850	34	
			200		200			100			46														300	350	1680	35		
			250	10	600			300			30																280	2450	36	
																														37
																														38
																														39
																														40
1307			2315	10	980		400	5760			228						12			2170				300		6485	28493			

* This will include only such cheese as is made upon the farm. Milk sent to cheese factories will be regarded as milk sold off the farm.

SCHEDULE 3.—Productions of Agriculture in *Crum Ridge, Sp.*, in the County of *Livingston*, in the

Post Office: *Farmersville*



Name of Agent, Owner, or Manager.	ACRES OF LAND.			PRESENT CASH VALUE.		Total amount of wages paid during the year, including value of board.	LIVE STOCK, JUNE 1, 1870.								PRODUCE DURING THE										
	Improved.	UNIMPROVED.		Of farm.	Of farming implements and machinery.		Horses.	Mules and Asses.	Milch Cows.	Working Oxen.	Other Cattle.	Sheep.	Swine.	Value of ALL live stock.	WHEAT.		Rye.	Indian Corn.	Oats.	Barley.	Buckwheat.	Rice.	Tobacco.		
		No.	Wood-land.												Other unimproved.	Dolls.								Dolls.	Dolls.
1	2	3	4	5	6	7	8	9	10	11	12	13	14	15	16	17	18	19	20	21	22	23	24		
1 <i>Wragger Robert</i>	100	100		6000	200	150	6		10		25	100	24	1350		120		800	200						
2 <i>Fryman John</i>	50	40	20	3000	200		2		2				6	220		80		300	150						
3 <i>Spaling John</i>	40		10	1500	200		2		2			4		220		80		300	150						
4 <i>Forster Samuel</i>	140	194		8000	300	150	8		3		25		40	1300		270		600	150						
5 <i>Prin Jackson</i>	70	130		5000	100	100	8		2		45	50	50	1600		120		300							
6 <i>Burns Calvary</i>	40	67		3000	75		6		4		15		40	800		40		800	40						
7 <i>Griffith Richard</i>	50	42		2500	100	100	1	2	4		6	14	29	520		80		200	200						
8 <i>Harlow James L.</i>	40		40	1600	100		8		5		4	19	9	725				300	60						
9 <i>Carter Lawson</i>	20	20	20	1200	50			2	1		4	14	6	340		75		300	100						
10 <i>Widener Samuel</i>	10		30	500	50		2		1					180				200	150						
11 <i>Austin Edwin</i>	80		80	2000	60		3		4		2		6	350				400	200						
12 <i>Smith Francis</i>	20		20	300	20		3		2			20	2	320				200	50						
13 <i>Wilcox William</i>	17		3	500	25		1		1				8	180				100	200						
14 <i>Drems Joshua</i>	60	40	100	3000	100		2		3				2	300				100							
15 <i>Selby Josiah</i>	120	128	60	3000	250	140	5	3	6	2	6		18	1050	70	200		200	200	20					
16 <i>Taylor Samuel C.</i>	<i>Parting farm in owner's name</i>						3		4	2	12			600				1000	300						
17 <i>Collins Lewis H.</i>	40		40	1600	60		3		2		2		25	450				400							
18 <i>Collins William</i>	100	30		4000	100		6		4		6		20	700	60	40	140	150	350	120					
19 <i>Vance William</i>	80	40	40	5000	60	80	2	2	2		2	25	30	600		153	300	400	100						
20 <i>Baker Isaac</i>	40	30		2000	150		2	2	2		4		5	475		55	45	100	150						
21 <i>Ballinger Thomas</i>	50		30	2000	50		3		2		3		15	375		120		600	200						
22 <i>Hill Alexander C.</i>	240	20		6500	150	140	9		6		10	20	20	900		150		500	200						
23 <i>May James</i>	160	30	85	8000	150		5	4	5		4		30	1000		150		350	180						
24 <i>Hill Samuel</i>	40	45	25	4000	300		5		2		3	25	8	460		150		300	120						
25 <i>Gibson Sabitha</i>	40		40	2400	50		20		2		7		9	820		50		150	100						
26 <i>Helf Frederick</i>	75	140		6000	150		5		7		22		18	600		120		750	200	40					
27 <i>Crans William</i>	150	100		8000	160		2	2	4		14	11	12	575		350	125	300	300						
28 <i>Edington Robert</i>	40	40		2000	80			2	3		4		21	450		65		300	100						
29 <i>Clowdas John</i>	140	153		7000	75	75	6	4	2		1	100	14	900		780	120	500	200						
30 <i>May Frank</i>	40		40	2000	50		2		1					200		200		200	50						
31 <i>Murphy Isaac</i>	25		55	2000	60		2		2		2		9	250				400	100						
32 <i>Mace Henry</i>	25	8	9	1500	80		7		2		1		8	450			30	200	400						
33 <i>Marsh Morris</i>	40		120	3000	120		2		1				2	200		60		100		60					
34 <i>Marsh Wilbur</i>	80	20		3000	25						4			300		25		250							
35 <i>Odell George W.</i>	30		10	7000	60		2		1				4	220	35	60	20	150	75						
36 <i>Turner Henry W.</i>	55	40	25	5500	120		6		3		9	25	6	600		90	80	600	120						
37 <i>Turner James</i>	24		16	1200	100		8		4		2	30		650				100	30						
38 <i>Uhlacker Nibbler</i>	40		40	1400	80		2		1				4	250				200	200						
39 <i>Wenon Jacob</i>	50		30	2400	100		4		2				5	400		40		300	200						
40 <i>Griffith John B.</i>	30			750	75		3				2		2	350				200							
	2521	4449	988	22500	4245	905	168	23	114	8	232	446	488	22260	165	3125	870	14300	5625	190	60				
		1447		122300									432												

J. G. ...

State of Missouri, enumerated by me on the First day of June, 1870.
Geo. C. Ferrell, Ass't Marshal.

YEAR ENDING JUNE 1, 1870.

Cotton.	Wool.	Peanut Beans.	POTATOES.		Orchard products.	Wine.	Produce of Market Gardens.	DAIRY PRODUCTS.			Hay.	SEED.		Hops.	Hemp.	Flax.	Flax seed.	Silk cocoons.	SUGAR.		Molasses.	BEES.		Forest products.	Value of Home Manufactures.	Value of animals raised for slaughter.	TOTAL VALUE.		
			Bush.	Bush.				Bush.	Lbs.	Lbs.		Gallons.	Tons.						Bush.	Bush.		Lbs.	Hds. (1,000 lbs.)					Gallons.	Lbs.
Bales (150 lbs.)	Lbs.	Bush.	Bush.	Bush.	Dolls.	Gallons.	Dolls.	Lbs.	Lbs.	Gallons.	Tons.	Bush.	Bush.	Lbs.	Tons.	Lbs.	Bush.	Lbs.	Lbs.	Hds. (1,000 lbs.)	Gallons.	Lbs.	Lbs.	Dolls.	Dolls.	Dolls.	Dolls.		
25	26	27	28	29	30	31	32	33	34	35	36	37	38	39	40	41	42	43	44	45	46	47	48	49	50	51	52		
	700		200		200			600			6										300					320	1350		
								110																			75	390	
								80																				300	
			30					200			30																1000	1915	
			20					200			25																400	950	
			50					500																			300	950	
			75																								175	450	
			50					300																			200	490	
			50					150														20					200	545	
			50					100																			120	325	
			40					220																			250	615	
			60					160																			160	355	
								75																			90	230	
			25																								70	132	
			150		100			500			5																200	1028	
								200																			60	720	
								60														40					100	344	
	65		80					40			4												40	300			160	785	
	50		150					200																				140	770
								250														40					50	340	
			40					150			3											80					325	920	
	50		20					200			16																505	1200	
	80		50		100			300			6											50					200	945	
	80							200																50			150	767	
			40					100																			60	270	
			80		250			400			12																250	1375	
	30		40					150			8																120	930	
			40					100																				175	570
	200		30		100			30			8											35					125	1000	
			40					40																			50	400	
			50					80																			150	430	
	20							150														60					110	455	
			50																										175
								80																				45	220
								50																				75	290
								100																				125	630
			80																									100	200
																												75	135
			40					80																				120	415
			100																									80	280
	1275		1730		750			6153			123											625	40	330			690	24891	

* This will include only such cheese as is made upon the farm. Milk sent to cheese factories will be regarded as milk sold off the farm.

SCHEDULE 3.—Productions of Agriculture in Cambridge Sp., in the County of Livingston, in the
 Post Office: Farmersville




Name of Agent, Owner, or Manager.	ACRES OF LAND.			PRESENT CASH VALUE.		Total amount of wages paid during the year, including value of board.	LIVE STOCK, JUNE 1, 1870.								PRODUCE DURING THE YEAR.										
	Improved.	UNIMPROVED.		Of farm.	Of farming implements and machinery.		Horses.	Mules and Asses.	Milch Cows.	Working Oxen.	Other Cattle.	Sheep.	Swine.	Value of All live stock.	WHEAT.		Eye.	Indian Corn.	Oats.	Barley.	Buckwheat.	Rice.	Tobacco.		
		No.	Wood-land.												Other unimproved.	Dolls.								Dolls.	Dolls.
1	2	3	4	5	6	7	8	9	10	11	12	13	14	15	16	17	18	19	20	21	22	23	24		
1 Carr Bentley	160	120	160	6500	400	120	1	6	3		2		30	750				300	400						
2 Calder H.A.	40			800	85		4	1		4			9	400				250	300						
3 Davis Charles A.	160	30		6000	250	100	6	2	10		30	50	40	1100	60	100	50	800	150	300					
4 Buck Edward	60	5	20	2000	75		2		3				5	275	250		250	300							
5 Lilly Barbara A.	160	60		3000	150	60	3	2	2				1	450	200	150	350								
6 Wittick Martin	80	10		2400	50		2	1		1			4	240			150	200							
7 Thompsons Adam	80		140	2500	100		3		2				3	300	120		300								
8 Thompsons Jesse	120		80	2000			1	2	2				3	350	60		100								
9 Chapman John	80	10		2500	150		4		1				4	300			500	200							
10 Smith Washington	120	40	40	4500	80	120	4	5		5			14	520	65		300	600							
11 Marshall James K.	80	15	80	3000	70		5	3		3			10	500	45		400	150							
12 McBride William A.	150	20	185	4000	360		6	3		1			14	600	230		2500	280							
13 Davis John S.	80			2500	150		2	1					3	200	100		300	50							
14 Leavel John H.	80	20		2500	100		5	5		4			10	500	90		400	100							
15 Thomas Israel	80			2400	200		2	2					3	225	120		1000	200							
16 Banks Simon B.	114	20	30	6000	200		6	7		8			10	700	140	60	500	200							
17 Slagle Joseph	300	600	1000	25000	500	250	4	2	5		10		12	750	200		800	300							
18 McDaniel Alexander	80	20		3000	100		5	1		2			14	350	60	45	400	170							
19 Davis John	160	80	160	10000	200	350	2	2	3		4		13	500			1200	450							
20 Snyder John W.	40	20		2000	150		2	2		1			1	225		150	400								
21 Poplin Allen	80	20		4000	800		2	1		1				200	90		300	200							
22 Swindle Christopher	80	20		4000	80		2	2					3	250	50	50		40							
23 Gordon Henry K.	80			2400	50		2	2					5	250	60	150	180	75							
24 Neis Simon	80			2500	100		2	2					2	250	500		300	80							
25 Neis Theodore	80			2200	80		2	3		4			4	320	250	100	400								
26 Tracy James B.	140	20	20	3000	250		7	1		13			1	800	445	200	1000								
27 Kappas John	80			2500	85		2	1		1			5	225	150		300								
28 Woyker Solomon B.	80	140		3000	200		7	1		4			5	450	170		1000	400							
29 Ward Charles W.	125		50	5000	200		13	8	3		30		7	1600	150		500	550							
30 Baker Henry	300	450	70	10000	225	600	5	2	10		60	150	20	1750	175		200	600							
31 Woodgate Jackson	25		30	1500	60		2	1					5	250	40	50	500	60							
32 Ward Joseph	135	60		4500	300		4	2	7		2		11	800	80	50	500	200							
33 Watson James	80			2000	100		2	3	4		16		20	700	150		450	300							
34 Sparling John	40		10	1500	200		2	2					4	240			350	140							
35																									
36																									
37																									
38																									
39																									
40																									
	3629	1680	2115	146700	5930	1650	123	31	105		220	200	305	17020	200	4010	975	18080	6855	300					

State of *Missouri*, enumerated by me on the *First* day of *June*, 1870.
Thos G. Fennold, Ass't Marshal.

YEAR ENDING JUNE 1, 1870.

Cotton. Bales (50 lbs.)	Wool. Lbs.	Peas and Beans. Dash.		POTATOES. Bush.		Orchard products. Dolls.	Wine. Gallons.	Produce of Market Gardens. Dolls.	DAIRY PRODUCTS.			SEED.			Flax-seed. Lbs.	Silk cocoons. Lbs.	SUGAR.		BEES.		Forest products. Dolls.	Value of Home Manufactures. Dolls.	Value of animals slaughtered or sold for slaughter. Dolls.	TOTAL VALUE. Dolls.					
		Bush.	Bush.	Butter. Lbs.	Cheese.* Lbs.				Milk sold. Gallons.	Hay. Tons.	Clover. Bush.	Corn. Bush.	Hops. Lbs.	Wheat. Tons.			Flax. Lbs.	Maple. Lbs.	Cane. Hhds. (1,000 lbs.)	Molasses. Gallons.					Wax. Lbs.	Honey. Lbs.			
25	26	27	28	29	30	31	32	33	34	35	36	37	38	39	40	41	42	43	44	45	46	47	48	49	50	51	52		
			25					120																	75	415	1		
																					60					40	245	2	
	200		40					600																		160	2740	3	
			60					80																			510	4	
	40		100					150																		160	751	5	
			150																							35	220	6	
			40					120																		140	470	7	
			60					100																		80	250	8	
																										20	330	9	
			20					250																		100	580	10	
			40					200													35					180	566	11	
			20					300																		900	2560	12	
			50					160																		225	615	13	
			25					300													20		50		240	720	14		
			100					250																		60	865	15	
								200																		370	930	16	
								150																		180	815	17	
			100					50																	450	200	700	18	
			50					200																		500	1318	19	
			100					150																		60	380	20	
			20																							40	330	21	
			100					80																		120	320	22	
			40																									280	23
								125																		75	885	24	
			60					120																		30	600	25	
			25					60																				1085	26
								40																		90	410	27	
			50					200																		500	1400	28	
			50					300													80					300	1025	29	
	700		200		400			300			40															900	2775	30	
			25					60																		180	350	31	
			50					300			6															100	685	32	
								120																		300	1050	33	
			25					50																		50	285	34	
																													35
																													36
																													37
																													38
																													39
																													40
	940		1025		400			5705			46														5195	480	6200	27440	
																									450	50	7850		

* This will include only such cheese as is made upon the farm. Milk sent to cheese factories will be regarded as milk sold off the farm.



SCHEDULE 3.—Productions of Agriculture in Cream Ridge Sp., in the County of Livingston, in the Post Office: Farmersville

Name of Agent, Owner, or Manager.	ACRES OF LAND.			PRESENT CASH VALUE.		Total amount of wages paid during the year, including value of board.	LIVE STOCK, JUNE 1, 1870.								PRODUCE DURING THE YEAR.										
	Improved.	UNIMPROVED.		Of farm.	Of farming implements and machinery.		Horses.	Mules and Asses.	Milch Cows.	Working Oxen.	Other Cattle.	Sheep.	Swine.	Value of all live stock.	WHEAT.		Rye.	Indian Corn.	Oats.	Barley.	Buckwheat.	Rice.	Tobacco.		
		No.	Wood-land.												Other unimproved.	Dolls.								Dolls.	No.
1	2	3	4	5	6	7	8	9	10	11	12	13	14	15	16	17	18	19	20	21	22	23	24		
1. Ganney Joseph	20		10	1400	50				2				3	100			25	300							
2. Handley James	30	40	68	2500	100		4		2		3		2	450		50	40		300						
3. Brudlow Joshua	10	22	12	800	100				2				4	100				400	100						
4. Jarvis Wesley & Bro.	20	30	130	3000	50		3		3		4	12	12	530		50	50	300	50						
5. Simpson Samuel	30			600	300		4		2		4		5	550				600	100						
6. Akerd Horner	40	40	40	2000	100		4		1		2	12	4	400		30		400							
7. Jolly William	300	240	100	10000	300	400	3	2	5		9	300	15	1200				500	250						
8. Livingston Isaac	25		15	800	100		2						5	175		70		200	200						
9. Richards Joseph	10	20	25	2500	150		2	2	3		10		4	720		30		150							
10. Kyle Elias	30	10		200	50		2		2				5	220	16	30	7	150							
11. Turner Alfred	40	10		1200	100		2	2	5		2		5	670		25	20	300	50						
12. Elmore Owen	10		40	800	50								5	40		65		500	250						
13. Cunningham Samuel	40			700	30			2	2			10	7	350	25			100	150						
14. Cunningham Achille	80	9		800	100		3		2				8	400	30			150	100						
15. Cunningham Leonard	40			700	75								5	110		80		225	120						
16. Scoville Richard	40		40	400	80		2		1				4	225			40	200	80						
17. Davis Joshua J.	75	70	120	5000	150		8		7		15		15	1400	25			1050	270						
18. Williams Thomas A.	80	10	20	2500	100		3	2	4		2	50	15	620		40		600	100						
19. Robinson Edward	20	20	40	1500	85	7	1		2				3	150	25	30		160							
20. Pipelay William H.	100	5	55	3500	200	125	2		1				5	280		150		200	200						
21. Saunders Amos	40	8	40	1600	200	80	2		2				11	300				400	250						
22. Wilson Sarah	20		20	800	50								8	200		50		250	150						
23. Bell John H.	70	40	90	3000	100		3		3				9	400	20			800	300						
24. Jacobs John J.	75	15	10	2500	350	100	3		5		3		18	450	40	60	100	300	200						
25. Eckles Samuel	40			900	150		3		1		2		5	400	40			200	100						
26. Crother John	32	15	15	1200	100		1		3		1		6	210		40	20	150	80						
27. Taylor William H.	50	15	15	2400	80		4	2	2		10		10	600	20	40	20	300	125						
28. Baker Ellis P.	30	50		2500	100		2		4		3	20	30	475	40			200	200						
29. Aldrich William	60	10	20	2500	100		2		1	2			9	520		80	20	100							
30. Eutaw William	30	10	10	1700	150				2	5			11	425			30	600	50						
31. Graham James	70		10	3000	150		2		1				2	210				200	140						
32. Howell Truman	45		125	2500	200		5		2		1		2	425				475	120						
33. Brigham Kelsey	30		50	750	100		2		2		1		2	220				150							
34. Ward Joseph A.	60	20	40	3000	120		2		4		3		8	340		80	100	600	300						
35. Gates Noel							3		2				3	300		100		500	240						
36. Ward William J.	80	60	100	2000	80		5		2				7	450		170		500	250						
37. Wait Prentiss	60	132		3500	80	200		2	7		13		8	650		200		500	140						
38. Trisk Caleb S.	90	50		4000	200		2		4				12	400		160	150	100	60						
39. Rowe David	120	100	20	2000	150	175	1	2	3		3		3	550		200		800							
40. Rice William	110			3000	1200	150			4	3			6	1150	20	60		500	400						
		2172	1032	1580	94450	6150	1230	87	32	104	4	95	416	285	17365	271	2010	615	13660	5425					

State of Missouri, enumerated by me on the _____ day of _____, 1870.

_____, Ass't Marshal.

YEAR ENDING JUNE 1, 1870.

	COTTON.		WOOL.		PEAS AND BEANS.		POTATOES.		ORCHARD PRODUCTS.		WINE.		PRODUCE OF MARKET GARDENS.		DAIRY PRODUCTS.			SEED.			SUGAR.			BEES.		FOREST PRODUCTS.	VALUE OF HOME MANUFACTURES.	VALUE OF SUBJECTS SLAUGHTERED OR SOLD FOR SLAUGHTER.	TOTAL VALUE.
	Bales (50 lbs.)	Lbs.	Bush.	Bush.	Bush.	Dolls.	Gallons.	Dolls.	Lbs.	Lbs.	Gallons.	Tons.	Bush.	Bush.	Lbs.	Tons.	Lbs.	Bush.	Bush.	Lbs.	Tons.	Lbs.	Hhds. (1,000 lbs.)	Gallons.	Lbs.	Lbs.	Dolls.	Dolls.	Dolls.
	25	26	27	28	29	30	31	32	33	34	35	36	37	38	39	40	41	42	43	44	45	46	47	48	49	50	51	52	
1				50					50			3															100	600	1
2				50					100			2											30				90	350	2
3									150															20			25	160	3
4				50					200														30				150	475	4
5		50							50														35				50	320	5
6		30		200					50														30				140	500	6
7		1300		50		100			350			45											26				200	1600	7
8				50					50														40				25	300	8
9				50					50														35				100	280	9
10				40					200														00				85	260	10
11				20					400														35				60	450	11
12				40					50																		175	530	12
13				50					100																		85	240	13
14									80														40				100	280	14
15									100																		60	245	15
16				80					200																		120	385	16
17				50					400			20															200	1150	17
18				50					250																		350	940	18
19				30					100																		80	345	19
20				100					80																		250	610	20
21									85																		700	1060	21
22																											85	310	22
23				50					300														30				250	405	23
24				100					400														40				120	870	24
25				75					50														30				75	310	25
26									200																		140	370	26
27				75					250																		180	565	27
28				50					200			4															120	507	28
29				100					100																		85	312	29
30				50					120														40				80	800	30
31				50					60																			217	31
32				50					150																		40	395	32
33				40					350			8											20				150	435	33
34				80					300			6											60				320	1060	34
35				20					150														40				80	590	35
36				100					200																		250	875	36
37				200					200																		130	780	37
38				40		125			200	200		14															70	740	38
39				50					250			20											50				300	1200	39
40				45					160																		200	795	40
	1380			2135		225			6685	200		122										567		20		5840	22586		

* This will include only such cheese as is made upon the farm. Milk sent to cheese factories will be regarded as milk sold off the farm.

State of Missouri, enumerated by me on the First day of Jan, 1870.

Geo. G. Arnold, Ass't Marshal.

YEAR ENDING JUNE 1, 1870.

Cotton. Bales (50 lbs.)	Wool. Lbs.	Peas and Beans. Bush.	POTATOES.		Orchard products. Dolls.	Wine. Gallons.	Produce of Market Gardens. Dolls.	DAIRY PRODUCTS.			Hay. Tons.	SEED.		Hops. Lbs.	Hemp. Tons.	Flax. Lbs.	Flax-seed. Bush.	Silk cocoons. Lbs.	SUGAR.		Molasses. Gallons.	BEES.		Forest products. Dolls.	Value of Home Manufactures. Dolls.	Value of animals slaughtered or sold for slaughter. Dolls.	TOTAL VALUE.		
			Irish. Bush.	Sweet. Bush.				Butter. Lbs.	Cheese.* Lbs.	Milk sold. Gallons.		Clover. Bush.	Grass. Bush.						Maple. Lbs.	Cane. Hhds. (1,000 lbs.)		Wax. Lbs.	Honey. Lbs.				Dolls.	Dolls.	
25	26	27	28	29	30	31	32	33	34	35	36	37	38	39	40	41	42	43	44	45	46	47	48	49	50	51	52		
	90		45					400													45					220	450	1	
			100					100													60					200	720	2	
			50					80			20										60					750	1060	3	
			45					100													40					100	680	4	
																													5
																													6
																													7
																													8
																													9
																													10
																													11
																													12
																													13
																													14
																													15
																													16
																													17
																													18
																													19
																													20
																													21
																													22
																													23
																													24
																													25
																													26
																													27
																													28
																													29
																													30
																													31
																													32
																													33
																													34
																													35
																													36
																													37
																													38
																													39
																													40
	90		240					680			20										205					770	2910		

* This will include only such cheese as is made upon the farm. Milk sent to cheese factories will be regarded as milk sold off the farm.

SCHEDULE 3.—Productions of Agriculture in Fairview Township, in the County of Livingston, in the

Post Office: Avalon



Name of Agent, Owner, or Manager.	ACRES OF LAND.			PRESENT CASH VALUE.		Total amount of wages paid during the year, including value of board.	LIVE STOCK, JUNE 1, 1870.								PRODUCE DURING THE YEAR.										
	Improved.	UNIMPROVED.		Of farm.	Of farming implements and machinery.		Horses.	Mules and Asses.	Milch Cows.	Working Oxen.	Other Cattle.	Sheep.	Swine.	Value of ALL live stock.	WHEAT.		Eye.	Indian Corn.	Oats.	Barley.	Buckwheat.	Rice.	Tobacco.		
		No.	Wood-land.												Other unimproved.	Dolls.								Dolls.	No.
1	2	3	4	5	6	7	8	9	10	11	12	13	14	15	16	17	18	19	20	21	22	23	24		
1 Reed E. C.	200	47	124	11,180	400	320	9	2	3		20		9	1280	57	28		1820	440						
2 McHenry Solomon	73	5	127	6150	200	140	5		3		3		7	821				500			30				
3 Davis Wm. B.	80	15		2960	400		3		4		1	18	8	640		98		1200	250						
4 Rambo Smith	350	35	170	22,200	358	417	15		7		9		25	1800	250	300	40	1800	400						
5 Hayes E. B.	15	7	23	900	40		2		3			5	15	350	11			300					1000		
6 Foster Lewis H.	8	10	32	750	30	16	1		1				1	200	14	50									
7 Zircle Hercules	8		72	1200	20						1		3	70	6										
8 McCracken James	40	20	40	2500	50		2		1				7	290	18	32		50					25		
9 Green Jackson	40	10	30	1600	40	120	3		4			5	9	425	9	25	20	300	150						
10 Condron Peter	200	40		2880	150	150	15	3	8		14	23	30	1790		130	40	1900	200						
11 Hayes J. S.	65	40	62	3340	150	10	4	2	3		8	16	12	750	30	80	20	300	50				800		
12 Grover Sylvanus	30	10		1000	150	25	3		2		3		8	400	120			400	150						
13 Sullivan Sarah A.	16		4	800	50	50	2		1			8	11	350				400							
14 Mayberry Thos. B.	20	15	10	900	100	70	2		2		1	16	12	250										1100	
15 Moore Levi	60	20		1600	100	10	5		2		2		14	650	30			700	500						
16 Miller Geo. W.	33	9	47	1602	125	220		2	1	2			3	470	18			250	300			42			
17 Barnes John	40	10	40	1800	100	16	2		2		1	5		180		7		800							
18 Wagner Abram	90	20	52	3220	125	35	2		1		7		31	463		65		1000	1100			15			
19 Good Anthony	45	25	10	1600	120	50		2	4		10		14	630		70		640	126					1000	
20 Morris Drury M.	60	20	8	1960	200	150	2		1		12		10	475	80	80		700	400						
21 Mathews Drury Sr	100	50	50	4000	200	100	5		5		15	20	15	1000		74		1000	200		50		6000		
22 Redwine John Sen	16	12	62	1800	100		2		2					260				450							
23 Vaughn Daniel	60	20		1600	125		2		3		2		20	450		250		1000	550						
24 Shields Wm. H.	60	20	40	2400	100	80	5		2		6		14	648				460	560						
25 Martin Samuel	20		20	800	25	80	1							50					600						
26 Squires Smith A.	20		20	800	25	15	2		2	2	3	7		420				480						400	
27 Dawson John C.	35	8	37	1600	100	50	5		3				8	600	50	20		300	240						
28 Bowen Anthony L.	240	20		6500	125	200	3	1	2		4	4		624		250		2000	500						
29 Patterson Archibald	40	20	100	8000	100	250	4		5		10	20	20	1190		200		375	560						
30 Goff Geo. O.	20		40	800	50		5		3		3	23	8	919											
31 Messer Isaac	30	8	120	3200	35	100	2		2		4	16	12	440				160	108						
32 Baker Robt. M.	40		80	3000	50		2		1				4	234				500							
33 Morris Francis M.	20	5	21	1380	50				1	3	2		5	295	10			400						2000	
34 McDaniel Nathan R.	18		40	1160	100		2						4	220		400		250							
35 Mayberry Geo. W.	30	4	6	1600	115				2	1			8	410		30		180							
36 Williams	100	100	80	7000	200	100	10	2	5		8		36	1540	30	100	80	600	400						
37 Thos. B.	7	10	23	1000	50		3		1					300				100							
38 Robinson	20	5	60	1700	100		3		2				10	310				100	200					1000	
39 Penn Joseph	40			1000	100		2	3		5			23	575		95		300	400						
40 Hartick Anthony	150	35	10	4800	50	100		2	2				6	300											

2520
 1615
 1660
 12348
 4108
 2784
 133
 23
 96
 11
 145
 195
 425
 2296
 433
 2384
 200
 21399
 8384
 131
 13225

State of *Missouri*, enumerated by me on the 10th, 12th, 13th & 14th days of *September*, 1870.

David Garrison, Ass't Marshal.

YEAR ENDING JUNE 1, 1870.

Cotton. Bales (150 lbs.)	Wool. Lbs.	Peas and Beans. Bush.	POTATOES.		Orchard products. Dolls.	Wine. Gallons.	Produce of Market Gardens. Dolls.	DAIRY PRODUCTS.			SEED.			Flax. Lbs.	Flax seed. Bush.	Silk cocoons. Lbs.	SUGAR.		BEES.		Forest products. Dolls.	Value of Home Manufactures. Dolls.	Value of animals slaughtered or sold for slaughter. Dolls.	TOTAL VALUE. Dolls.				
			Irish. Bush.	Sweet. Bush.				Butter. Lbs.	Cheese.* Lbs.	Milk sold. Gallons.	Hay. Tons.	Clover. Bush.	Grass. Bush.				Hops. Lbs.	Hemp. Tons.	Maple. Lbs.	Cane. Hhds. (1,000 lbs.)					Molasses. Gallons.	Wax. Lbs.	Honey. Lbs.	
			25	26				27	28	29	30	31	32				33	34	35	36					37	38	39	40
			50					200			3							9										1
			130					100			12							3										2
	60		200					240										4										3
			100		100			200			20	60						5										4
	12		20					200										6										5
			40		10			150										7										6
			25					50										8										7
			50					200										9										8
	20		30	5				400										10										9
			25					200										11										10
	70		30					400			2							12										11
	30		40					150			10							13										12
			20		100			150										14										13
			20		100			175										15										14
	60		50					175			5							16										15
	70		70					150										17										16
			50					50										18										17
			130					120										19										18
			150		50			575										20										19
			130		500			180			16							21										20
	50		100		500			750			16							22										21
			100															23										22
			70		50			200										24										23
			15		100			100										25										24
																		26										25
		3	40					50			3							27										26
	12		30	10				350										28										27
								70			18							29										28
	50		50		10			700			9							30										29
	40		10		10			60										31										30
	40		10		10			60										32										31
											6							33										32
	8		30					150										34										33
			50					50										35										34
								100										36										35
			30		50			50			4							37										36
								50										38										37
			30					100										39										38
			100					100										40										39
			70					100			3							41										40
	414	3	1940	15	1630			4520			119	3	160				594	20	480	2360	1148	4126	30	1600			37672	

* This will include only such cheese as is made upon the farm. Milk sent to cheese factories will be regarded as milk sold off the farm.



SCHEDULE 3.—Productions of Agriculture in Fairview Township, in the County of Sumner, in the Post Office: Avonlon

Name of Agent, Owner, or Manager.	ACRES OF LAND.			PRESENT CASH VALUE.		Total amount of wages paid during the year, including value of board.	LIVE STOCK, JUNE 1, 1870.								PRODUCE DURING THE YEAR.									
	Improved.	UNIMPROVED.		Of farm.	Of farming implements and machinery.		Horses.	Mules and Asses.	Milch Cows.	Working Oxen.	Other Cattle.	Sheep.	Swine.	Value of All live stock.	WHEAT.		Rye.	Indian Corn.	Oats.	Barley.	Buckwheat.	Pecan.	Tobacco.	
		Wood-land.	Other unimproved.												Dolls.	Dolls.								No.
1	2	3	4	5	6	7	8	9	10	11	12	13	14	15	16	17	18	19	20	21	22	23	24	
1 Stubbs Dean A.	80			3200	250	50	6		2	4		10	1000		150		1200	500	100					
2 Butler Gd W.	80			3200	100		3	1	4		1		525		20	100		1600	91					
3 Stubbs J. H.	190	100	140	10750	250	436	4		4		3		3785		60	260	300	500	470					
4 Carpenter David	160	40	160	12600	350	436	3	2	6	2	23		141482		110		25	1400						
5 Moore W. W.	80	60		8400	250	260	2		2		9		353455				800		358					
6 Bird John M.	25	20	35	2000	100				2				8364				300							Norms destroyed
7 Owsley Adams	80	13	80	5790	250	60	2		2	2			13550		190		1200	200						
8 Long J. M.	30	10	40	2000	120	30	1	1	1				1317		60		480	260			8			
9 Owsley Williams	80	12	80	4300	200	30	2		1	2			11275		30	120	60	600	120					
10 Price John	80			2400	200	60	3		2	2	1		161125		25	2	25	200	320		20			
11 Washburn John	80			2100	100	60	2		2	2			2330				1000	900						
12 Carpenter A. J.	25	17	58	3700	100	200	3		1	2			3450		71		300	250						
13 Pennick Saml. G.	10			400		50	3						300				200							
14 Fullerton James.	15	8	65	3200	25	50							17		7		150							
15 Altman Nelson	25	10	55	3700	100	200			2		1		7370		60		210							
16 Atkins Henry	80	2		2460	100		2						2350		80	80	1200	300	400					
17 Fullerton Saml.	40	10	40	2490	70		3		2		6	5	321		120		200	100			6			
18 Smith W. J.	30		40	2800	100	10	1	2	1		4	1	376		107	65	100							
19 Bishop H. H.	120	40	80	9200	250	1200	7		3		3	18	41275		125	500	1000	225						
20 Bishop Edward P.	120	63		9900	200	300	2		1		1		10400		85	14	1000	300						
21 Vanwormer M. L.	40	40	80	4800	100	25	2		4		10	1	5420		100		500	300			25			
22 Shoe John	61	20	19	3000	100	25	2		3		4		9425		256		1300	362						
23 Williams Joshua	50	16	6	1800	100	25			3				375		99	57	500							
24 Coburn M. A.	10	40	70	3600	100	50	3		3		5	15	3525				280	50						
25 Ingram Noah	40			1000	30				1	4	1		30410				Crops all destroyed by flood							
26 Ferguson A.	30	20		950	165	60	1	2			17		20885				Crops all destroyed by flood							
27 Linn Williams	80		120	4000	100	75	3		1	2	3		18490		6		1800	400						
28 Campbell Gordon	40	230	249	8304	200	40	10		4		15	15	251021				200	150					1000	
29 Watkins W. J.	40		7	1410	100	20	2		3		3	10	10400				1050	160	6					
30 Strong John	25	2	46	1600	75	25	3		2				39286		160		375							
31 Warren Sylvanus	40	1	31	1800	100	25	4		3		2		4520		140	150	700	250						
32 Stephens Solomon	40		70	3300	150	25	2		1		1		245		80		200	100						
33 Ford & Sloane	60		100	4800	100	50	4		2		2		25535		150	200	1350	250						
34 Walker Alexander	14	26		1200	100	20	6		4		8		12800		100		500	100						
35 Riggs Geo	10	5	70	2550	100	50	2		1				230		18		50							Grubs destroyed crops
36 Madner Urial	25	20	55	2800	100		4		2		1		1300				100				30			
37 Tobias H. W.	25	5	135	4900	275	350	2		2		15		3600		66		150	300						
38 Campbell John S.	25	40		1950	100	10	1		1		1		8185		30		600	150						
39 Campbell Smith	50		320	11100	200		13	1	8		20	12	301922		50	100	600						1000	
40 Barnes Cyrene	50	60	260	9250	250	30	8	1	3		5	20	91160		100		300	600						

2185 930 2511
 162854
 4324 121 14 84 12 168 101 413 25401
 1229 2944 1445 24095 6308 864 89 2000

State of Missouri, enumerated by me on the 15th-16-17th ^{Sept} day of September, 1870.

David Patterson, Ass't Marshal.

YEAR ENDING JUNE 1, 1870.

Cotton. Bales (50 lbs.)	Wool. Lbs.	Peas and Beans. Bush.	POTATOES.		Orchard products. Dolls.	Wine. Gallons.	Produce of Market Gardens. Dolls.	DAIRY PRODUCTS.			Hay. Tons.	SEED.		Hops. Lbs.	Hemp. Tons.	Flax. Lbs.	Flax seed. Bush.	Silk cocoons. Lbs.	SUGAR.		Molasses. Gallons.	BEES.		Forest products. Dolls.	Value of Home Manufactures. Dolls.	Value of animals slaughtered or sold for slaughter. Dolls.	TOTAL VALUE. Dolls.
			Irish. Bush.	Sweet. Bush.				Butter. Lbs.	Cheese.* Lbs.	Milk sold. Gallons.		Clover. Bush.	Grass. Bush.						Maple. Lbs.	Cane. Hhds. (1,000 lbs.)		Wax. Lbs.	Honey. Lbs.				
25	26	27	28	29	30	31	32	33	34	35	36	37	38	39	40	41	42	43	44	45	46	47	48	49	50	51	52
			100					200													400	50	100		500	1162	
			20					400													10				60	1248	
		2	50		12			600			25	18											200		160	2628	
					100			600			100														1000	2039	
					60			364			4												50		435	2820	
			No crops																							100	
		2	140					100			10												50	250	70	2247	
			30								3													50		458	
			3					100			3											40		25	180	744	
				10				312																	50	900	
			50	5	10			100																	40	2602	
			30																						5	332	
																										100	
			15																			13		50	60	1444	
			20								3													50	70	250	
			200								1											80		50	40	1343	
								50			6											50		50	55	398	
			10	6				100														70		21	60	322	
			75					156			12	11										13		240	130	2606	
			50					156			30	4										40		550	40	2585	
			100					104			4											20		60	2	100	660
			10					125			3											20		50	45	1120	
			15					150			16																577
			6					312														80			45	120	318
								150																		125	40
																								200	200	300	
			125					100														35		60		195	1095
		40	30					150			3													50	50	306	356
		30	100					520			4											40				60	796
			60					300														15				30	344
			50					520														120		50		90	867
								100														1600		50		20	1080
			50					200																		300	1111
								400																	50	180	525
			40					100														16		100			581
			30					208			3											40		50		70	723
			20					400			10														125	60	530
																								64		248	423
								250			20															960	2000
								300																		200	421

* This will include only such cheese as is made upon the farm. Milk sent to cheese factories will be regarded as milk sold off the farm.



SCHEDULE 3.—Productions of Agriculture in *Fairview Township*, in the County of *Livingston*, in the Post Office: *Avalon*

1	ACRES OF LAND.			PRESENT CASH VALUE.		7	LIVE STOCK, JUNE 1, 1870.								PRODUCE DURING THE										
	Improved.	UNIMPROVED.		Of farm.	Of farming implements and machinery.		Horses.	Mules and Asses.	Milch Cows.	Working Oxen.	Other Cattle.	Sheep.	Swine.	Value of all live stock.	WHEAT.		Rye.	Indian Corn.	Oats.	Barley.	Buckwheat.	Eggs.	Tobacco.		
		Woodland.	Other unimproved.												Dolls.	Dolls.								Spring.	Winter.
		No.	No.												Dolls.	Dolls.								Bush.	Bush.
2	3	4	5	6	8	9	10	11	12	13	14	15	16	17	18	19	20	21	22	23	24				
Name of Agent, Owner, or Manager.	No.	No.	No.	Dolls.	Dolls.	Dolls.	No.	No.	No.	No.	No.	No.	Dolls.	Bush.	Bush.	Bush.	Bush.	Bush.	Bush.	Lbs.	Lbs.				
1	2	3	4	5	6	7	8	9	10	11	12	13	14	15	16	17	18	19	20	21	22	23	24		
Jordan Jay W	50	20	130	6000	100	110	3	1	5			12	430				1000	1000							
Bowen Geo W	20	10	55	2550	100	20	2	3	4	3		2	535	20			600	40							
Alexander G. S.	15	10	20	1500	90		2	2	2				290				400								
McBuen William	80	40		3600	100		4	7	16	43	7	1173		40			2000	500							
Underhill J. B.	8	1	32	1000	75	150	2	1				2	190		18		80	70							
Burdick Lewis	50	50	100	6000	150	75	3	1	2	5		9	600		50	130	350	170							
Temple Henry	8	2	30	1260	100	10	2	2	2			6	360	13			240								
Patterson William	10		30	1200	100	10	4	1	1	8	10	533		40			300						4300		
McKinney James	100	40	60	5000	125	200	4	2	5	2	8	8	70	1383	100	100	1250	500					2600		
McKinney Jas. H.	200	80	40	9600	400	120	7	12		1	30	60	1660		323		2000	400					7000		
Berd Wm. R.	60	60	60	5880	150	200	6	4		1		40	614		93		500	260					5600		
Jones Joseph	75	40	225	12075	200	150	7	2	4	4	11	40	40	1800		40	750	300					4600		
Odell Saml	41			1230	100		1	2	3			20	10	575		63									
Burnside James	20	12	90	2440	100	50	5	5	2	10	10	6	970		40	200	300	140							
Green John S.	80	35	160	8250	100	200	2	4	2	7	20	25	670		100		350	600		50					
Fuller two Miles	80		80	4000	150	400	2	1	1			6	450	12	100	10	100	60		20					
Black Clark	45	10	35	2000	150	75	1	1	2		4	5	400	15	40	16	300	200		8					
Manso Edward	95	10	25	3250	200		2	2	2		2	8	5	760		225	70	300	60		25				
Cornister C. H.	35		5	1000	30	30		2	1			1	150		30		930								
Ginton David	20	4	20	1200	75		2		1			10	301		19		300	200		15					
Moon Augustus	160	20	40	8350	400	425	4		1			8	800		350		600	860							
Lambdridge Valentin	40	40	40	3600	200	25	3		2			3	450	50			150	110							
Wambaugh Fred	25	20	55	3000	125			2	2	2		14	520				750								
Blackwell Henry	25		15	1200	100		1				2	10	250				750								
Burphard J. S.	20			800			2		1				330				400	150							
Russell Thos	30		10	800	75	12	2		2			8	270				90			9					
Pice Thomas	25			1000	25		2						200				750								
Mallan Abram	10		30	600	60	50		2	1			2	160												
Burnside Pouly	120	120	52	7300	110	44	2	1	2			5	2	406		90	100	250							
Patterson Saml. H.	40			1000	100	44	2		6		5	13	10	500		21	700	180							
Riley Jacob	55		105	3200	100	25	2					2	225	10			2000	40							
Millay Saml	40	10	40	1800	200		3		2			1	370		150		1000	150							
Kerne John	80			2800	200		3		6			15	2	840	28		500	125							
Miller Saml	40			1200	50	10			2	2			160							33					
Miller P. J.	40		40	2000	100		2		1		1		200	12	40										
Blackhurst Wm	80	10		3000	100	50	2		1				235		50		200	125		11					
Japlin A. H.	32	10	8	1700	125	10	2		1			3	150		87		100	130		8					
Smith Tom	80	26	80	5560	300	50	2		2			2	280		200		1000	500		30					
Stephens Elisha	16	7	17	480	10		1		2			5	180				40								
Shields John W	40	12	68	1680	100		5		1			20	200	200	30		1500	300							

2090 699 1497 130105 5045 2415 101 14 94 22 84 220 418 20865 460 2339 426 22230 4420 209 24100

State of Missouri, enumerated by me on the 18-19-20 day of September, 1870.

David K. Ketchum, Ass't Marshal.

YEAR ENDING JUNE 1, 1870.

	COTTON.	WOOL.	PEAS AND BEANS.		POTATOES.		ORCHARD PRODUCTS.	WINE.	PRODUCE OF MARKET GARDENS.	DAIRY PRODUCTS.			SEED.			HOPS.	HEMP.	FLAX.	FLAX-SEED.		SILK COCOONS.	SUGAR.		MOLASSES.		BEES.		FOREST PRODUCTS.	VALUE OF HOME MANUFACTURES.	VALUE OF ANIMALS SLAUGHTERED OR SOLD FOR MEAT.	TOTAL VALUE.
	Bales (150 lbs.)	Lbs.	Bush.	Bush.	Bush.	Dolls.	Gallons.	Dolls.	Lbs.	Lbs.	Gallons.	Tons.	Bush.	Bush.	Lbs.	Tons.	Lbs.	Bush.	Lbs.	Lbs.	Hhds. (1,000 lbs.)	Gallons.	Lbs.	Lbs.	Dolls.	Dolls.	Dolls.	Dolls.			
	25	26	27	28	29	30	31	32	33	34	35	36	37	38	39	40	41	42	43	44	45	46	47	48	49	50	51	52			
1				10					100																			777			
2				50					750													3						80	549		
3									150													3						100	246		
4		90		100					1500			5										3				50	340	1476			
5				40					300													3						30	290		
6				50	6				100													3						230	278		
7				60					320													3					5	15	393		
8									100																			60	744		
9		60		70	10				300																	180	100	60	600	1463	
10		90		55	20	500			500			12										3						925	3204		
11				50					200			4														100	60	35	536	1076	
12		100		100	10	300			300			15													50	400	100	578	1752		
13		65		30					150																	50			142		
14		50							500													3						130	785		
15		65		45					300			8										3				50	18	155	877		
16									150			10																50	795		
17				35					400			2														100		165	726		
18		15		50					100			10										3					50	6	120	1150	
19				50					100													3								742	
20				10					100													3							90	295	
21				100								30															100		170	2290	
22				100																		3								577	
23																														375	
24																														375	
25																														237	
26				30					90			5																	70	130	
27				50					260													3					26	200	585		
28																														100	
29									200			8															50	200	800	760	
30		30		10	3				200													3					50	30		573	
31				20								3										3								1270	
32				30					100																		100		60	817	
33		90		150					300													8								1308	
34									50			*										3								223	
35									50			4																	20	502	
36				40					50													3								520	
37				50					150													3								375	
38				50					365			10										3								1123	
39				6					365													3								145	
40				20					200													3								1560	
		4150		1461	49	500			9800			126									2740		50	1000	2105	430	5950	37574			

* This will include only such cheese as is made upon the farm. Milk sent to cheese factories will be regarded as milk sold off the farm.



SCHEDULE 3.—Productions of Agriculture in Fairview Township, in the County of Livingston, in the Post Office: _____

Name of Agent, Owner, or Manager.	ACRES OF LAND.			PRESENT CASH VALUE.		Total amount of wages paid during the year, including value of board.	LIVE STOCK, JUNE 1, 1870.								PRODUCE DURING THE YEAR.									
	Improved.	UNIMPROVED.		Of farm.	Of farming implements and machinery.		Horses.	Mules and Asses.	Milk Cows.	Working Oxen.	Other Cattle.	Sheep.	Swine.	Value of All Live Stock.	WHEAT.		Rye.	Indian Corn.	Oats.	Barley.	Buckwheat.	Rice.	Tobacco.	
		Wood-land.	Other unimproved.												Dolls.	Dolls.								Spring.
	No.	No.	No.	No.	No.		No.	No.	No.	No.	No.	No.	No.	Dolls.	Bush.	Bush.	Bush.	Bush.	Bush.	Bush.	Bush.	Lbs.	Lbs.	
1	2	3	4	5	6	7	8	9	10	11	12	13	14	15	16	17	18	19	20	21	22	23	24	
1. <u>Wearbaugh Geo</u>	35	15	30	2000	150				3	2	3	26	4	300		15	30	150	100					
2. <u>Yodd Jas per</u>	160	52		6360	100	80	8	2	3		4	20	11	1670	20	40		1100	400					
3. <u>Lilly Geo</u>	80	20	80	5200	200	300	1	2	3					15600	50	120		1000	500		2			
4. <u>Plummer Thos R</u>	25	5	55	2020	60		3		1		1	2		285		125		250	250					
5. <u>Smith James</u>	20		180	5000	200		2							250				800	40					
6. <u>Banks Robt</u>	40			1200	50	10	3							200	25	75		200	300	12				
7. <u>Banks Wm</u>	10		30	850	50	9	4							200		25		300	25					
8. <u>Corning Geo</u>	40		40	1600	100	14	4		3		2		10	500		90		500	30		25			
9. <u>Spears J. M. & Bro</u>	140	60		8000	165	80	6		3		1		87	1400		48		1200		480				
10. <u>Hopp Martin</u>	120	40		6400	115	50	2	2	2		2		29	890	40	235		600	900					
11. <u>Browning Robt</u>	250	100	50	10000	800	400	5	3	5		40	15	40	275	125	58		1200		100				
12. <u>Gardner Geo</u>	60		20	2400	100	25	4		2					500	21			400	200					
13. <u>Jane Berry, R.</u>	50			1500	20		2		1		1			250	57			100			6			
14. <u>Miller Isaac H</u>	15		35	1200	50		1		1					150			100	300	40		25			
15. <u>Odell Lewis, A</u>	20			600	25		2		2					420	100			300						
16. <u>Yunkley D & W</u>	48	30	152	1800	11	15	2		2		2	23	12	534	27			300	160				1700	
17. <u>Rollins Fielding</u>	125	100		7000	85	160	3	5	3			25	30	655		400		1125	75					
18. <u>Wright Geo</u>	35	40	85	2400	14	83	2	1	2		1	4	15	432		40		200	210				1500	
19. <u>Riley Jas. H.</u>	10			300	8	15	2							110	110			130			12			
20. <u>Mills Geo. W.</u>	40			600	8	15	2		2			8	7	200				150						
21																								
22																								
23																								
24																								
25																								
26																								
27																								
28																								
29																								
30																								
31																								
32																								
33																								
34																								
35																								
36																								
37																								
38																								
39																								
40																								

1293 514 454 6580 1461 1309 53 15 38 2 54 123 300 12306 550 1241 130 10255 3230 592 40 2800



SCHEDULE 3.—Productions of Agriculture in Grand River Sp., in the County of Livingston, in the

Post Office: Deaford

1	ACRES OF LAND.			PRESENT CASH VALUE.		7	LIVE STOCK, JUNE 1, 1870.								PRODUCE DURING THE								
	Improved.	UNIMPROVED.		Of farm.	Of farming imple-ments and ma-chinery.		Horses.	Males and Asses.	Milk Cows.	Working Oxen.	Other Cattle.	Sheep.	Swine.	Value of All live stock.	WHEAT.		Eye.	Indian Corn.	Oats.	Barley.	Buckwheat.	Rice.	Tobacco.
		No.	Wood-land.												Other im-proved.	Dolls.							
2	3	4	5	6	8	9	10	11	12	13	14	15	16	17	18	19	20	21	22	23	24		
1	Sours Amos	35	5	45	2125	90	22	2	1		1	6	300	12				25		40			
2	Putz Jacob H	80	10	80	2450	40	50	2		2		9	208	50	3	9		140		30			
3	Perry Wm H	88	6	2	920	31		2		3		3	7	315	3	14		75	150				
4	Castle Winfred	60			1500	86	120	4			1		20	580	35	65		200	200				
5	Thompson Peter	40		20	1500	40	120	2					15	375	35	65		200	200				
6	Crook Samuel A	25		55	2000	19		2					6	310	5	37		100					
7	Causon Dashi	10			300					2				50				300					
8	Scott James	175	55		3220	74	300	6	2	6		17	50	45	2012	80	125	90	400	200		7000	
9	Shipp Obed	150	100	56	7650	50	150	7	3	4		7	40	25	1170		106		800	500		2000	
10	Lewis Reuben	83	117		4000	50	50	4	3	6		4	17	20	737	30	42		400	150			
11	Terr James	18	20	62	1000	67	4	3		2		1		4	285				300	100		400	
12	Shannon W. S.	400	120	30	9750	200	600	17	7	16	2	74	50	30	4050				4000	2000			
13	Compton Eli	100	60	60	4400		44	8	4	7		3	10	40	1385	10	14	20	200	200			
14	Scott John W	80	5		1870	40	28	2		1		3	3	23	494	40			300	150			
15	Scott Francis	40			600	6		2		1				6	223		40		200	40			
16	Merrell Albert A	100	20	60	2880	39	53			1	2	1		11	178	92			50	99			
17	Wason Chas E	30		50	1280	30		2		1					340		153		30	40			
18	Gutherson David S.	40			400	73	6	2		2			3	7	230		153		30	40			
19	Meeks Rich H	40	40	40	1800	254		2		2				2	295	30	60		500	200			
20	Hollon Jonathan	125	25	10	2240	368	10	6					25	17	1168	60	209		800	400			
21	Heice Amos S.	120	80	40	4500	181	237	2	2	9				4	1040		50		500		158		
22	Grube Albert W.	100	40	90	6430	270	25	2		1		1		3	290	30			100	200		5	
23	Ward James H	123	40		3760	55	8	5	2	4		7	16	1	915		55		700			1260	
24	Heming William	60	27	30	1755	75		2	2	2				6	450		10		100	1		5	
25	Singleton David	60	30	107	3940	70	22	8		6		10	50	25	1035				150			3200	
26	Singleton David A.	60	10	90	3400	78	23	6	6	6		9	35	35	2194	50	50		200	133		5	
27	Morgan Elisha	35	40	125	4000	93	15	2		1				7	210		36		200	40		5	
28	Canning Ross	40	40	40	2400	96	10	3		1		4		5	385		96	15	150	28		12	
29	Myers Simeon	30	10		600	20	20	2		2		2		1	235		50	11	40	40		2380	
30	Myers Benj. C.	10	1	29	500			2	4	2		3		2	300		50	30	80	20		1000	
31	Alexander Spence A	270	437	407	16620	82	30	10	4	10		15	30	25	1910	100	50	20	1500	200			
32	Alexander Benj	40	40		600		50			2					70				150			800	
33	Harris John	10		30	400	40		2		2				25	292			100					
34	Amel Robert	10	6	30	400	103		3		1					246								
35	Keenan Dr A	140	80	60	5870	103	407	6		3		12	30	26	930	50			1250	230		40	
36	Smith Wm J.	5		35	320	30		1		2		2	2		167		19		50	160		2500	
37	Smith James H	13	25	67	1260	256	50	3		3		1	45	12	445	50	80	78	400	460			
38	Milner John D	40	10	20	1400	120	15	4		3		3	42	23	507	8	8	4	400	90		3000	
39	Clute Wm H.	45	30	35	1560	45		1		1				2	115	26			300	75		8	
40	Brian John	40	30	40	1560	42	15			1				2	110	26			300	75		8	

2920 1560 1830 11260 3260 2525 130 20 119 40 20 45 46 2651 822 1640 354 15540 6684 158 118 29260

State of *Missouri*, enumerated by me on the *16.17.18* day of *November*, 1870.

David Patton, Ass't Marshal.

YEAR ENDING JUNE 1, 1870.

	Cotton.	Wool.	Peas and Beans.	POTATOES.		Orchard products.	Wine.	Produce of Market Gardens.	DAIRY PRODUCTS.			SEED.			SUGAR.					BEES.		Forest products.	Value of Home Manufactures.	Value of animals slaughtered or sold for slaughter.	TOTAL VALUE.						
				Irish.	Sweet.				Butter.	Cheese.*	Milk sold.	Hay.	Clover.	Grass.	Hops.	Hemp.	Flax.	Flax-seed.	Silk cocoons.	Maple.	Cane.					Molasses.	Wax.	Honey.	Dolls.	Dolls.	Dolls.
	Bales (50 lbs.)	Lbs.	Bush.	Bush.	Bush.	Dolls.	Gallons.	Dolls.	Lbs.	Lbs.	Gallons.	Tons.	Bush.	Bush.	Lbs.	Tons.	Lbs.	Bush.	Lbs.	Lbs.	Hhds. (1,000 lbs.)	Gallons.	Lbs.	Lbs.	Dolls.	Dolls.	Dolls.	Dolls.			
	25	26	27	28	29	30	31	32	33	34	35	36	37	38	39	40	41	42	43	44	45	46	47	48	49	50	51	52			
1			2																									560	750		
2			1	75																		8	40		24		675	157			
3		9		14					75			4															80	200			
4			1	40					75			2															80	323			
5			1	40					75			2															80	323			
6			1	40				10				4										5	10				40	156			
7		25		75					100			12													50	25	520	417			
8		100		10		15			50			4										8	76		108	38	412	1256			
9									200																			1000	1001		
10		41		25		13			75													8	18	6	25	58	27		521		
11			1	12					156													8	13		29		34		929		
12		200		60		150			500			40										8			1200	79	1173	3985			
13		15		10		20			150			3												6	66	97	138		829		
14		5		40					30													8	50		45		183		305		
15				40					20			2										8	25		24		64		209		
16			1	20								2										8	10						125		
17									50			5																	240		
18		9		50					58			6															60		275		
19									25																	34			472		
20				150		107			300			5													90				1298		
21				150					600	1200		6										8	40		380		92		1047		
22				20					50			3													350	133	16		610		
23		45	4	100					235													8	40			57	16	74		740	
24									50																	20		108		132	
25		79		60		100			200			26													275		279		1019		
26		85		25		6		10	400			4												17	312	100	24	363		1201	
27				75																						90	13	50		377	
28				50					50																50		25		407		
29		100		70		80			250			20										8	70	120	45	60	291		877		
30									25																62				248		
31		85		4					30																		12		1044		
32									50																	84			2026		
33		60		30		60			150			4													80	75	202		558		
34				5					200															35					76		
35		113		70					100																	95		117		1000	
36		125	5	20	8				100																50	35	442		600		
37				5	2				50															19		30			533		
38				5	2				50															19		30			587		
39				20					40															40		20		80		375	
40																													320		
	1046	14	1410	12	551	20	4511	1200	154																				320	6690	33761

* This will include only such cheese as is made upon the farm. Milk sent to cheese factories will be regarded as milk sold off the farm.



SCHEDULE 3.—Productions of Agriculture in *Grand River Township* in the County of *Springston*, in the Post Office: *Bedford*

Name of Agent, Owner, or Manager.	ACRES OF LAND.			PRESENT CASH VALUE.		Total amount of wages paid during the year, including value of board.	LIVE STOCK, JUNE 1, 1870.								PRODUCE DURING THE YEAR.									
	Improved.	UNIMPROVED.		Of farm.	Of farming implements and machinery.		Horses.	Mules and Asses.	Milk Cows.	Working Oxen.	Other Cattle.	Sheep.	Swine.	Value of all live stock.	WHEAT.		Rye.	Indian Corn.	Oats.	Barley.	Buckwheat.	Rice.	Tobacco.	
		Wood-land.	Other unimproved.												Of farm.	Of farming implements and machinery.								Spring.
	No.	No.	No.	Dolls.	Dolls.		Dolls.	No.	No.	No.	No.	No.	No.	Dolls.	Bush.	Bush.	Bush.	Bush.	Bush.	Bush.	Bush.	Lbs.	Lbs.	
1	2	3	4	5	6	7	8	9	10	11	12	13	14	15	16	17	18	19	20	21	22	23	24	
Walden Austin F.	45	89	35	1690	66	15	2	3				24	7	290				125	100					
Sauter Asa	40	40	40	1200			1	2				2	8	165										800
Sauter Trub	35	40	5	800	112	33	2		1		1	3	1	203	80	80		300	35	6	4			1200
Kous Jacob R.	285	200	75	700	310	431	4	12	4			15		1400	200	200		250	250					
Brown John	140	50	38	2840	225	253	11	4	5		10	30	25	1570	125	150	40	750	606					5000
Quinn John	40	10	30	640														75						
Miller Paul	10			300	30		2	1	1			7	13	325				100			14			1500
Wilson Mrs W	40			800	35		2		2		3	17	5	295	49		100	400						1570
Smith John	130	90	118	6760	170	400	4	3	7		20	90	28	1610	19		40	1000	170					
Deland Saml O	250	355	434	24780	337	1000	13	2	10		45	100	12	2370		50		2000	300					
Balling Thos R.	60			1200	106	25	4		3			5		625				300						4000
Patch Sanford	40			1800	30	10	2		1					260				500	75					
Kale Sewell	100	10		1650	100	135	2		3		2			370	20	242	50	300						3000
Hendrick Wiley	40			600	35	5	4		2		1	15	8	570				300	115					1300
Jacobs John B.	80	20	40	1200	140	100	4	3	5		4	25	10	1135		55	25	300	250					2000
Macomber Emory	15		105	1200	66	44	2		2					315				300						
Cameron Joshua	250	150	100	12050	200	500	6	2	8		100	25	20	3145	300		1500	300						
Wester Chas	140	50	182	6776	165	90	8		6	6	10			1520	530			1600	600					
Cooper Benj F	80			1600			2		1			20	12	346				900	200					5000
Eaton Samuel	67	100		3340	80	396	3		2		2			522		75		1000	350					600
Eaton John	40			800	73		4		2		2	13	4	463		40		300	100					1200
McDaniel Kittno	60	40	100	2400	87	75	7		5			30	24	980	8	80	40	400	20					1600
King Lafayette	150	40	10	5000	69	178	3	3	4		13	12	17	867		65		720	100					
Jackson Woodson	20			400	5		2		1		1			245		35		300						
Donaty John	100	75	25	3400	138	20	3		3			38	18	520	12	40		450						
Arnold Hampton	70	40	10	1920	129		6		3					620				300	60					
Kawkins Willard	50	25	13	2025	79	28	6		6		7	28	7	1360	36	84		200	78					1700
Robinson Theophilus	40			800	62		2		4		2	6	2	376				667	75					
Sester Michael	60		100	3000	219	180	6		3		3			575		360		800	500					
Ashby John	40			1000			2		1					370				500						7000
Bowen John	12	5	13	500			1							120				5						
Oden Wilson	20	6	34	1200	30	10	3	1	1					480										
Jones Jacob	80	16	15	1965	38				1		1	4	7	239				315	100					
Frates Tho	45	5		500	45		2		2	2	4			500		29		200						5300
Wescott Wm	4	13	5	660	10				1		1			75										
Henryford Wm	188	444		9480	199	259	9		12	2	40	40	50	2120		10		1000	350					230
Barney Frans. G	10			250					1					30				170						700
Stone Vicargi	40	45	25	1650	88	40	4		3		2	10	5	460		35		200	150					
Waker Archibald	10		150	800	31	20	3		3			60	5	440		24		107	119		10			
Burdell John C	60	35	25	2000	59	75	11	2	3		1	15	4	390	50	60		200	105					

1986 1993 1124 1064 3516 4314 142 39 121 10 294 620 420 28231 1049 1914 295 19234 5028 6 28 44330

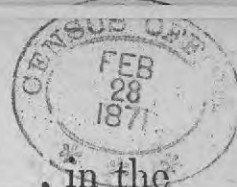
State of *Missouri*, enumerated by me on the *8. 19. 21. 22. 23* day of *November*, 1870.

David Patterson, Ass't Marshal.

YEAR ENDING JUNE 1, 1870.

Cotton. Bales (50 lbs.)	Wool. Lbs.	POTATOES.		Orchard products. Dolls.	Wine. Gallons.	Produce of Market Gardens. Dolls.	DAIRY PRODUCTS.			SEED.			SUGAR.			BEES.		Forest products. Dolls.	Value of Home Manufactures. Dolls.	Value of animals slaughtered & sold for slaughter. Dolls.	Estimated value of all farm produc- tion, including bet- terments and addi- tions to stock. Dolls.							
		Irish. Bush.	Sweet. Bush.				Butter. Lbs.	Cheese.* Lbs.	Milk sold. Gallons.	Hay. Tons.	Clover. Bush.	Grass. Bush.	Hops. Lbs.	Hemp. Tons.	Flax. Lbs.	Flax-seed. Bush.	Silk cocoons. Lbs.					Maple. Lbs.	Cane. Hhds. (1,000 lbs.)	Molasses. Gallons.	Wax. Lbs.	Honey. Lbs.		
25	26	27	28	29	30	31	32	33	34	35	36	37	38	39	40	41	42	43	44	45	46	47	48	49	50	51	52	
	45		15					200															200	83		67	362	
	12		12	1	15																					20	105	
			12	1				50														5	12	108	140	8	545	
			20		150			200			6														160	246	1180	
	60		15		100			150																	90	50	236	1690
																										68		105
	20		10					100																		170	112	410
	50		20					30																		50	61	527
	250		40		100			500			60																	1948
	236		40					480			60																240	1274
			75					100																				690
			3	20				150																				365
			40					150																				910
	48		20					150																				475
	60		20					150			6																	925
								200																				205
	80		20	150				200			40																	2500
			200					250																				1780
	75		50					150																				1130
			100	10	40			100			15																	1153
	40		100	10				180																				750
	70		30		150			150																				920
	30		15	5				200			8																	800
			30					180																				300
	120		30					25			9																	600
			3	50				200																				540
	53		20	3	75			300			3																	784
	14		100					200																				485
			50					200			2																	1085
			5					150																				910
			20								3																	150
			60																									70
			5					150																				220
			7	20																								680
			50		100																							210
	50		8		75			300			10																	1503
								100																				160
	30							150																				406
	186		16		20			80																				345
	25							100																				414
	1514		13		134			180			484																	6693
								100																				36094

* This will include only such cheese as is made upon the farm. Milk sent to cheese factories will be regarded as milk sold off the farm.



SCHEDULE 3.—Productions of Agriculture in Grand River Township, in the County of Livingston, in the

Post Office: Beafords

Name of Agent, Owner, or Manager.	ACRES OF LAND.			PRESENT CASH VALUE.		Total amount of wages paid during the year, including value of board.	LIVE STOCK, JUNE 1, 1870.								PRODUCE DURING THE YEAR.								
	Improved.	UNIMPROVED.		Of farm.	Of farming implements and machinery.		Horses.	Mules and Asses.	Milk Cows.	Working Oxen.	Other Cattle.	Sheep.	Swine.	Value of ALL live stock.	WHEAT.		Rye.	Indian Corn.	Oats.	Barley.	Buckwheat.	Rice.	Tobacco.
		No.	Wood-land.												Other unimproved.	Dolls.							
1	2	3	4	5	6	7	8	9	10	11	12	13	14	15	16	17	18	19	20	21	22	23	24
Lewis Henry W.	100	20	140	1900	470	200	3	5		2		3	590	35	90		300	400					
Miller Dewitt C.	85	30	65	5000	303	20	3		2		3	25	6	240	130	18			100				
Kininger Joseph	48			600	38	6	2		3		1		2	363		42	17	300	100				
Kininger Henry	47			1000	105	50	2		1		5			220		86		400	200				
James Wm. W.	30	40		1400	420	80	6		2		6	18	6	708		160		300	200				
Duncan Nancy	60	41	20	1805	54	10	5		5		6	14	7	610		54		400	180				750
Jacobs John	50	70	40	3200	200	30	3		4		4	60	4	496		39		700	140				850
Hoffman Paul V.	40			600	80		3		2				3	280				105				15	
Barr Henry	80	10		2250	90	50	5		2					685	30	25	27	500	325		25		1200
Daily Marion	10			200	30			1	1		4	10	3	236		18		200					
Seaton Wm.	100	100		5000	263	200	9	2	3		16	30	20	1650		116	10	400	200				300
Greenhall Cynthia	40	10	40	1800	64	69			2	2		3	4	316		28		250					100
Bedell Alfred	40			800	28		3		1		2	13		165				200					
Harris James F.	40			800	46		2		1		1			182				320	50				
Tapass James	30	25		2700	173	316	7		6		10	35	17	1050		126		720	60				1190
Silvery John W.	180	72	132	7680	190	596	4		8		18	40	13	867				1500	1000				5000
Warden John	40	15		675	47	5	2		3		1	10		260	10	30		225	103			7	
Whelan Henderson	40			600	25		2		4		4	21		331	8			300					
Silvery Sterling	35	5		600	126		2		2		4	11	14	526		40	40	500	125				1000
Doraty Sela	120	126		4920	63	5	2	3	2		4		6	558		50	36	200	15				
Haydon Benjamin	160	90		2750	315	75	4	2	3		35	30	6	1320		200		600	200				
Dorothy Joseph F.	84	16		1500	140	20			2	3		3	17	520		30		40					
Ballen Wiram W.	50	90	160	4500	43	115	5	1	2		8		17	763	10	15		250	200				1500
Ballen Athus	50	30		1200	45	25	3	1	2		2	7	8	445	80	130		800	75				
Ballen William	75	45		800	68		3	1	3		2	3	2	578	50	50	9	500	150				
Ballen Chas	20	20	20	1200	135		1	2	2		1		1	325	7			200	50				500
Olinger John	40			1300	110		2		2		3		2	380	25	37		750	200				
Squires John	80	17		1400	53		2		3		2	10		325	60		20	500	60				
Wendly Austin	80	60	71	3165	63		3	1	2		6	30	2	535	26			1000	75				
Foot Daniel	100	40	114	3048	263	25	7		10		9	33	25	1265	43	40		875	250				2000
Brent Joseph F.	60			1200					1			10		440				250	100				700
Wolfscole Andrew T.	100	60	140	3000	130	20	6	1	4		8	34	6	719	20	6	14	250	200				750
Custer Joseph	130	36	32	3300	220	50	4	2	2		6		5	675	103	43	52	550	200				
Campbell Alpheus	40			600		15			2					250		52		215	180				
Culver Sen Thos	40			600	55	137	3		1		1	17	1	194	95	31	105	450	100				
Headrick Jas	40	15		1100	40	38	2		3		2	12	5	293	60	50		350	150				1500
Pearson Chastain	80	40		1800	175	82	5		5			15	1	632		14		1000	450				150
Wolfscole Geo. W.	100	200		4500	230	30	5	4	5		20	40	18	1308		80	44	500	300				3200
Keall Walter S.	60	40	65	3000	45	176	2		4		2	17	20	355		25	50	750	150	50	14		3000
Perry Willard	20	150	441	3866	75		2		2		1			265				100					400

2666
 1583
 1450
 59424
 4995
 1395
 124
 21
 118
 205
 566
 723
 21300
 492
 1445
 424
 1440
 6281
 50
 61
 25892

State of Missouri, enumerated by me on the 23^d, 24th, 25th, 26th, & 28th day of December, 1870.

David Gathorne, Ass't Marshal.


YEAR ENDING JUNE 1, 1870.

	Cotton. Bales (150 lbs.)	Wool. Lbs.	Peas and Beans. Bush.	POTATOES.		Orchard products. Dolls.	Wine. Gallons.	Produce of Market Gardens. Dolls.	DAIRY PRODUCTS.			SEED.		Hops. Lbs.	Hemp. Tons.	Flax. Lbs.	Flax-seed. Bush.	Silk cocoons. Lbs.	SUGAR.		BEES.		Forest products. Dolls.	Value of Home Manufactures. Dolls.	Value of animals slaughtered or sold for slaughter. Dolls.	TOTAL VALUE. Dolls.				
				Irish. Bush.	Sweet. Bush.				Butter. Lbs.	Cheese.* Lbs.	Milk sold. Gallons.	Hay. Tons.	Clover. Bush.						Grass. Bush.	Maple. Lbs.	Cane. Hhds. (1,000 lbs.)	Molasses. Gallons.						Wax. Lbs.	Honey. Lbs.	
	25	26	27	28	29	30	31	32	33	34	35	36	37	38	39	40	41	42	43	44	45	46	47	48	49	50	51	52		
1				75					30			6																997	1	
2		70		100		5			100			12																575	2	
3				25					75																			375	3	
4																												385	4	
5		30		15					25			16													20		142	600	5	
6		50							100																			550	6	
7		150		50		50			200			1																830	7	
8				30					100																			315	8	
9		8		45		40			50			5																800	9	
10		10		40					75																			335	10	
11		60		20					100			5																892	11	
12		20		5					235			1																400	12	
13		55							50																			200	13	
14				20																								180	14	
15		100		55					200			10																1100	15	
16		100		40		300			500																			2433	16	
17		30							150																			438	17	
18		60							200																			350	18	
19		32		6					50																			600	19	
20		25		10		15			50			5																425	20	
21		75							300			20																1075	21	
22		20		12					25																			182	22	
23				25		5			100			3																585	23	
24		10		50		80			100																			880	24	
25		5		5		75			150			2																530	25	
26				5					150																			255	26	
27		8				30			200																			690	27	
28		25		30					200																			455	28	
29		50							150																			775	29	
30		100		40	6	25			445			4																1265	30	
31						16			50			1																288	31	
32		29				50			200			1																475	32	
33				75					300			1																463	33	
34				10																								330	34	
35		30		100					40																			527	35	
36		40		75					200			1																575	36	
37		25		10		20			265																			880	37	
38		60		100		150			400			2																1250	38	
39		25		125		30			150			2																975	39	
40									182																			180	40	
	1350			1205	6	891			6294			980																	295360	

* This will include only such cheese as is made upon the farm. Milk sent to cheese factories will be regarded as milk sold off the farm.

SCHEDULE 3.—Productions of Agriculture in *Grand River Township*, in the County of *Livingston*, in the

Post Office: *Bedford*



1	ACRES OF LAND.			PRESENT CASH VALUE.		7	LIVE STOCK, JUNE 1, 1870.								PRODUCE DURING THE YEAR.												
	Improved.	UNIMPROVED.		Of farm.	Of farming implements and machinery.		Total amount of wages paid during the year, including value of board.	Horses.	Mules and Asses.	Milch Cows.	Working Oxen.	Other Cattle.	Sheep.	Swine.	Value of all live stock.	WHEAT.		Eye.	Indian Corn.	Oats.	Barley.	Buckwheat.	Tritic.	Tobacco.			
		No.	Wood-land.													Other unimproved.	Dolls.								Dolls.	No.	No.
2	3	4	5	6	7	8	9	10	11	12	13	14	15	16	17	18	19	20	21	22	23	24	25				
1	Bradford Henry	30	20	30	1600	72	64	3	1	4	5	10	1	410	20	30	46	125	100							1	
2	Pickensdown Henry	120	10		2250	185	20	6		2	2	3	17	620				250	20						7000	2	
3	Clayton Thomas	40			800	20	15	3	1	3				430				600	120							3	
4	Singleton Chas. W.	30			1000	20	39			3			3	90	25			800	172						3000	4	
5	Swamby Asenath	60	30	60	250	35		4	1	5	12	16	1	295			40	200			12					5	
6	Jones Frederick	47	23		1050	71	291	1	1	2			7	10	310			700	75						5000	6	
7	Colier Abner A.	30	70		2500		10	1		1				110		65		110								7	
8	Burgh J. A. B.	50			4100	20	778	2		1				175				125							20000	8	
9	Hann, J. A. G.	43	5	39	2157	73	412	2	1	3			1	400				100								9	
10	Philips Thos. W. B.	30			600					2				125	120			100	150							10	
11	Davis Alex	60	140		4000	155	20	5		3	8	30	20	980	8	75	84	900	100							11	
12	Humphreys W. P.	80	60	20	2400	524	128	3		3			9	335		69		200	200							12	
13	Yeiser Martin	35	146	179	1800	67	80	3		4	4		10	2	585	30	90	200	150						2000	13	
14	Might James	70	150	40	3900	47	25	1		1			13	205	12	13			30							14	
15	Chaisee J. M. P.	90	54	66	5250	390	521	3		4		7	9	20	759	13	275	1000	240							15	
16	Guy Samuel W.	74	25	57	2250	145	33	4		2		5		2	510	32	120	66	300	325		16				16	
17	Guy Wm. J.	40		61	1210	50		2						300	13	23		150	35							17	
18	Busby Greenbury	80	10		1450	57	5	8		3			2	515	9			700	80							18	
19	Gardner Joshua	40			1800	263	100	3	2	2				570	40			200	100		12					19	
20	Cosar Benjamin	6	100	24	2600	40		1	1	4		4		370											4200	20	
21																											21
22																											22
23																											23
24																											24
25																											25
26																											26
27																											27
28																											28
29																											29
30																											30
31																											31
32																											32
33																											33
34																											34
35																											35
36																											36
37																											37
38																											38
39																											39
40																											40

1045
 963
 596
 4292
 1734
 2541
 55
 8
 50
 6
 54
 85
 105
 9054
 337
 460
 186
 6460
 1894
 40
 43400

State of Missouri, enumerated by me on the 28th 29th 30th 1870 day of Dec, 1870.

David Washburne, Ass't Marshal.

YEAR ENDING JUNE 1, 1870.

	Cotton. Bales (50 lbs.)	Wool. Lbs.	Fur and Hens. Bush.	POTATOES.		Orchard products. Dolls.	Wine. Gallons.	Produce of Market Gardens. Dolls.	DAIRY PRODUCTS.			SEED.			Hops. Lbs.	Hemp. Tons.	Flax. Lbs.	Flax seed. Bush.	Silk cocoons. Lbs.	SUGAR.		BEES.		Forest products. Dolls.	Value of Home Manufactures. Dolls.	Value of animals slaughtered or sold for slaughter. Dolls.	TOTAL VALUE.			
				Irish. Bush.	Sweet. Bush.				Butter. Lbs.	Cheese. Lbs.	Milk sold. Gallons.	Hay. Tons.	Clover. Bush.	Grass. Bush.						Maple. Lbs.	Cane. 1000 lbs.	Molasses. Gallons.	Wax. Lbs.				Honey. Lbs.	Dolls.		
	25	26	27	28	29	30	31	32	33	34	35	36	37	38	39	40	41	42	43	44	45	46	47	48	49	50	51	52		
1		23		12					220														3	90	30	27	138	276		
2				80					100													30	3	100	60		96	835		
3				40		8			365																60	10	62	530		
4				30					200																70		37	990		
5		48		12		8			200														32	32	100	110	50	122	420	
6		48		70																						157		192	985	
7				15					156																	130		50	295	
8				20																								48	1667	
9								150																	300		36	475		
10				20				150				3														25	21	295		
11		120		80	6	25			300																	120	471	875		
12																													209	
13		22		15																			18					78	421	
14				7					10																	60	12	72	106	
15		32		50								5														36	69	22	268	1025
16				70					150					6									67		25	54		186	1927	
17				6																									130	
18				200					150																		115	63	438	
19				200																									235	
20																													236	
21																														
22																														
23																														
24																														
25																														
26																														
27																														
28																														
29																														
30																														
31																														
32																														
33																														
34																														
35																														
36																														
37																														
38																														
39																														
40																														

*Trust Census is Sub. with 1870's Return of Missouri
 The foregoing census returns of Agricultural Production
 in Grand River Census slip was taken under the supervision
 David Washburne
 Ass't U. S. Marshal*

290 ✓ 932 ✓ 6 ✓ 41 ✓ 150 ✓ 215 ✓ 8 ✓ 6 ✓ 157 ✓ 38 ✓ 351 ✓ 1354 ✓ 121 ✓ 1940 ✓ 11920 ✓ 14555 ✓

* This will include only such cheese as is made upon the farm. Milk sent to cheese factories will be regarded as milk sold off the farm.

SCHEDULE 3.—Productions of Agriculture in *Green Township*, in the County of *Livingston*, in the

Post Office: *Ulaca*



Name of Agent, Owner, or Manager.	ACRES OF LAND.			PRESENT CASH VALUE.			LIVE STOCK, JUNE 1, 1870.								PRODUCE DURING THE YEAR.										
	Improved.	UNIMPROVED.		Of farm.	Of farming implements and machinery.	Total amount of wages paid during the year, including value of board.	Horses.	Mules and Asses.	Milch Cows.	Working Oxen.	Other Cattle.	Sheep.	Swine.	Value of All Live Stock.	WHEAT.		Eye.	Indian Corn.	Oats.	Barley.	Buckwheat.	Etc.	Tobacco.		
		No.	Woodland.												Other unimproved.	Dolls.								Dolls.	Dolls.
1	2	3	4	5	6	7	8	9	10	11	12	13	14	15	16	17	18	19	20	21	22	23	24		
<i>Dietrich Martin</i>	20	2	2250	75	50	3	1	6	10	13	700			600	185										
<i>Mathews A. P.</i>	80		2000	10		3	2	1			350			<i>This farm is on Grand River bottom & the</i>											
<i>Webster O. W.</i>	14		750	25	25	1	1				7	200		10	75										
<i>Lynn O. M.</i>	50		2000	1012	100	3		2				360		900											
<i>Thompson John</i>	40		1600	1012	100									50			1000	50							
<i>Bultman Fred</i>	21		2000	150	30	2	2	2	6		9	300		30	350										
<i>Yeates Isaac B.</i>	25	20	1500		75			1	1		6	70		174	<i>This farm is on Grand River bottom</i>										
<i>Donne Joseph</i>	42	10	1410	150	100	16		3	7		19	820		150	1000	840									
<i>McLaughlin Chas.</i>	8		380	40	10	2		3			2	345		97											
<i>Jemiller John E.</i>	70	17	3000	100	25	2		5	2		25	555		130	600	150									
<i>Crain Lewis</i>	80	40	3160	69	50	2		2	3		5	200	15	300	<i>Overflowed in June 1869</i>										
<i>Hastings Thomas</i>	10		300	20	6	1		1	9			200			150	150									
<i>Genou William</i>	40		1600	7	130	1		2			5	125	15		300	200									
<i>Pico M. J.</i>	80	20	4000	100	100	7		1				730	50	400	600	300				5					
<i>Stelplig Joseph</i>	17	10	1535	75	25	6		3	3		2	500		75	1000	125									
<i>Smith George</i>	45	45	3500		125			1	2		3	110		90	300	100									
<i>Sigguart Wendell</i>	55	35	3000	100	150		2	2	4		6	400		265	100										
<i>Jarrel William</i>	10		2000	50	200	1		2	5	30	17	500			500										
<i>Pitt Daniel</i>	17	13	1500	25	50	2		1			7	115		175	200										
<i>Walz Jacob</i>	80	40	3500	330		7	2	5	5		4	1065		15	200						2				
<i>Blankenship Mitchel</i>	80	157	2500	20	50	5	2	7	60		30	2465		80											
<i>Howard O. W.</i>	70	67	10,000	200	1000	3		3	4		9	600		380		200	200								
<i>Stone David</i>	40	120	5000	50	50			2			8	100	15	70	300										
<i>Baltis Mathias</i>	54	39	4800	50	75	5		4	4		11	630		120	500	130									
<i>Miller Mary</i>	17		1000	300	30									30	250	70									
<i>Stone John C.</i>	300	60	14,400	200	350	6	6	2	2	8	60	30	1785		600	800	600	60							
<i>Stone Ashford</i>	74	60	5360			3	2		1			650		40											
<i>Ston Thomas</i>	83	133	8640	120	250			2				300		150	250	250									
<i>McMiller John W.</i>	70	50	4850	100	50	7		2			10	505	90	65	200	125									
<i>M. J. Williams</i>	160	40	11,200	320	300	9	3	6	10		20	1810			3360	1500									
<i>Mousson Edward</i>	100	20	4800	165	250	3		3	12		17	831		180	1500	150				20					
<i>Vandick Levi</i>	80	20	3600	360	200	2		3	3		13	687		180	1000	780									
<i>Armstrong C. C.</i>	113	5	6320	200	160			2	2		15	795	65		800	300									
<i>Cosner Harvey</i>	40		1600	25	48	2		3			12	365	60		1000	50	100								
<i>Cosner Adam</i>	40		1600	25	50	1		1	1		3	105		150	300	50									
<i>Gallup Nelson</i>	35	16	1000	100	150	2		4			8	370	12	70	300	180									
<i>Bagley Wash</i>	70	40	3400	100	25	2		1	4	150	7	324		100	900	500									
<i>Poyers James W.</i>	55	20	13,000	315	300	5		2			1	1000			700	400									
<i>Mutimbu A. W.</i>	100	40	8000	150	500	6		7			15	1100		150		900									
<i>Mutimbu E.</i>	155	40	9000	200	500	4		2	2	8	15	815			1000	200									
			2580																						
			1191																						
			1115																						
			161015																						
			6350																						
			5639																						
			114																						
			2194																						
			114																						
			154																						
			241																						
			353																						
			23082																						
			312																						
			5116																						
			19035																						
			5485																						
			410																						
			24																						

1
2
3
4
5
6
7
8
9
10
11
12
13
14
15
16
17
18
19
20
21
22
23
24
25
26
27
28
29
30
31
32
33
34
35
36
37
38
39
40

State of *Missouri*, enumerated by me on the *18th + 19th* day of *July*, 1870.

David Root, Ass't Marshal.

YEAR ENDING JUNE 1, 1870.

	Cotton.	Wool.	Peas and Beans.	POTATOES.		Orchard products.	Wine.	Produce of Market Gardens.	DAIRY PRODUCTS.				SEED.			SUGAR.				BEES.		Forest products.	Value of Home Manufactures.	Value of animals slaughtered or sold for slaughter.	Estimated value of all farm produce from individual farms to stock.	TOTAL VALUE.			
				Irish.	Sweet.				Butter.	Cheese.*	Milk sold.	Hay.	Clover.	Grass.	Hops.	Hemp.	Flax.	Flax seed.	Silk cocoons.	Maple.	Cane.					Molasses.	Wax.	Honey.	Dolls.
																													Dolls.
	Bales (50 lbs.)	Lbs.	Dush.	Dush.	Dush.	Dolls.	Gallons.	Dolls.	Lbs.	Lbs.	Gallons.	Tons.	Dush.	Dush.	Lbs.	Tons.	Lbs.	Dush.	Lbs.	Lbs.	Hds. (1,000 lbs.)	Gallons.	Lbs.	Lbs.	Dolls.	Dolls.	Dolls.	Dolls.	
	25	26	27	28	29	30	31	32	33	34	35	36	37	38	39	40	41	42	43	44	45	46	47	48	49	50	51	52	
1				50					150	91	10																328	792	
2		<i>River</i>							<i>Over flooded the</i>	<i>25</i>	<i>banks</i>	<i>10</i>	<i>& destroyed the crops</i>													40	40		
3				5																								90	
4																												1125	
5																												337	
6				75		50	30		50			5											3	30		10	150	421	
7									<i>a flood in June</i>	<i>over flooded</i>	<i>156</i>	<i>the banks</i>	<i>8</i>											80		1	40	294	
8				100		50		100	400			50													90			1361	
9			2					50	100																			161	
10																								50		100		412	
11				150					100			20													50		400	935	
12				30				50	50			10	1															230	
13				50				25	150																			90	425
14				50																									1059
15				100				75	200		7																	902	
16						8		10	50			2																509	
17									100		100	10																828	
18			116				75	30	50			5													60		45	559	
19																										25	10	281	
20									800			15																500	
21									180			5																503	
22			40			50			365			15																5000	
23							400	150			150															20	150	1620	
24								20	100																		80	700	
25									<i>This year over flooded by hard rain</i>																			179	
26			100						100			40															20	25	1525
27																													50
28																													280
29			200						50																				760
30									730			40																	2812
31									300																				1200
32								20	400			6																	1454
33								100	365			5																	2527
34									25			2																	640
35									50			3																	461
36									100																				757
37		1200				200	8		700	750		6																	1866
38		160				50		50				40																	2083
39				150	20	100			300			30															200	300	800
40				150	20	100			300			20																	1000
		1446	42	910	40	1083	158	530	6546	450	208	353										975	3	260	1903	26	4515	45305	

* This will include only such cheese as is made upon the farm. Milk sent to cheese factories will be regarded as milk sold off the farm.

SCHEDULE 3.—Productions of Agriculture in Green Mountain, in the County of Seneca, in the

Post Office: Utica



Name of Agent, Owner, or Manager.	ACRES OF LAND.			PRESENT CASH VALUE.		Total amount of wages paid during the year, including value of board.	LIVE STOCK, JUNE 1, 1870.							PRODUCE DURING THE YEAR.									
	Improved.	UNIMPROVED.		Of farm.	Of farming implements and machinery.		Horses.	Mules and Asses.	Milch Cows.	Working Oxen.	Other Cattle.	Sheep.	Swine.	Value of ALL live stock.	WHEAT.		Rye.	Indian Corn.	Oats.	Barley.	Buckwheat.	Rice.	Tobacco.
		No.	Wood-land.												Other unimproved.	Dolls.							
1	2	3	4	5	6	7	8	9	10	11	12	13	14	15	16	17	18	19	20	21	22	23	24
1 <u>Frank A. St.</u>	<u>140</u>	<u>30</u>	<u>230</u>	<u>9000</u>	<u>100</u>	<u>430</u>	<u>4</u>	<u>0</u>	<u>1</u>	<u>0</u>	<u>0</u>	<u>0</u>	<u>3</u>	<u>415</u>				<u>800</u>	<u>240</u>				<u>30</u>
2																							
3																							
4																							
5																							
6																							
7																							
8																							
9																							
10																							
11																							
12																							
13																							
14																							
15																							
16																							
17																							
18																							
19																							
20																							
21																							
22																							
23																							
24																							
25																							
26																							
27																							
28																							
29																							
30																							
31																							
32																							
33																							
34																							
35																							
36																							
37																							
38																							
39																							
40																							

140 30 230 9000 100 430 4 1 3 415 800 240 30

SCHEDULE 3.—Productions of Agriculture in *Jackson Township*, in the County of *Livingston*
 Post Office: *Spring Hill*



Name of Agent, Owner, or Manager.	ACRES OF LAND.			PRESENT CASH VALUE.		Total amount of wages paid during the year, including value of board.	LIVE STOCK, JUNE 1, 1870.								PRODUCE DURING THE YEAR.								
	Improved.	UNIMPROVED.		Of farm.	Of farming implements and machinery.		Horses.	Mules and Asses.	Milch Cows.	Working Oxen.	Other Cattle.	Sheep.	Swine.	Value of Agr. live stock.	WHEAT.		Rye.	Indian Corn.	Oats.	Barley.	Buckwheat.	Rice.	Tobacco.
		No.	Wood-land.												Other unimproved.	Dolls.							
1	2	3	4	5	6	7	8	9	10	11	12	13	14	15	16	17	18	19	20	21	22	23	24
<i>Sibergheim Leo</i>	25	105	30	2500	40	10	7	4	1	38	9	550			39		60	50					
<i>Sibb David</i>	55	105	77	6500	300	90	9	2	6	12	36	11	1200			78		350	350				
<i>Stockwell Robert</i>	30	130		3200	50		3	3	3	6		9	400	25	100		200						
<i>Pynton Nora</i>	30	50		1600	100	50	3	1	1			3	350										
<i>Hargrave Jesse</i>	11	29		300	15	10	4		2	1	14	6	350			27		150	90				
<i>Hargrave John</i>	40	40		1500	75	15	1		2	2	16	5	200			69		150	25				
<i>Hargrave Phebe</i>	8	32		600	50	50	4		2			12	4	300			7		20				
<i>Strait Marion</i>	60	60		2000	60		1						75			100		400					
<i>Rouk Valentine</i>	20	20		500	60		1		2	1		4	150					100					
<i>Noble Robert</i>	60	60		1500	60		2			6			230			47		500					
<i>Dawkins Mary</i>	15	25		1000	15	15	1		1	2		5	100			50		200					
<i>Walker Nicholas</i>	40	68		2700	25		3		2	1		4	260			110	10	200					
<i>Herring Mary</i>	44	26		600	20		2		2			9	175					150					
<i>Penness Samuel</i>	200	200	200	8000	300	75	4		4	6	15	100	25	1200			100		200	200			
<i>Clark Louis</i>	30	15	35	1600	125	20	2		2	2			350					200					
<i>Sportsman Andrew</i>	80	35	45	2100	50		8		2	3	25	20	625					250					
<i>Maddie James</i>	15	25		500	60		4		2		7	11	325			60		150					
<i>Baird Jacob</i>	40	52		2500	100		2		2	1		3	300			300		75					
<i>Hargrave Benjamin</i>	25	50		1600	80		2		1			1	250			89		250	50				
<i>Bewell John</i>	35	15		1000	125	25	7		2	1		12	575			60		300	125				
<i>Stevinger David</i>	55	23		1900	100		5					2	350										
<i>Storath John</i>	40	20		1000	20	30	2		1	1		1	250	40	110			350	30				
<i>Cunningham James</i>	160	80	240	12000	200	384	11		3		37	65	22	1400			107	230	150	260			
<i>Allnutt Joseph</i>	3		73	800	20		3					7	225			15		180	127				
<i>Hartwell George</i>	25	10	45	500	25		4		3	2	20	3	375					50					
<i>Hartwell George</i>	18	8	14	350			2		2	3		2	250					30					
<i>Newton William</i>	20	5	55	600	30			2				1	200										
<i>Simmons William</i>	16	5	19	800	70		5		2	1		12	500			31							
<i>Mathis Morilda</i>	14	15	57	1200	30		4		2		7	7	325			31		100					
<i>Mathis Lucinda</i>	30	50		1000			1		1	1		4	200			42		60	8				
<i>Sneed Elisha</i>	10	15	50	400	20					2	1		100			97							
<i>Schwab John</i>	50	30		2000	40	60	2		2		9	5	250	50	125			150	25				
<i>Troeger Peter</i>	18	2		600					1				40										
<i>Dryden David</i>	14	26		1200	10		4		2	1	10	10	350	5	50	12		75	60				
<i>Dryden Leander</i>	35	3	22	1400	75		1		2	2	15	8	225			7	15	60	40				
<i>Allnutt John</i>	30	40	50	2500	200		2	2	1			11	300			100		30	50				
<i>Butler Louis</i>	40		40	1600	125		4		1			10	325	14	48			25					
<i>Sneed Malinda</i>	5			200				2	2			5	200					25					
<i>Sneed Lebron</i>	10	30		400	100	15	1		2	6		13	350			52							
<i>Sneed Hiram</i>	3			150	15			1	1	2	6	12	4	225	24	16		25					
	1429	1504	1046	72400	2740	849	121	13	70	16	109	395	259	14405	158	2067	267	5035	1570				

Handwritten signature or initials

State of Missouri, enumerated by me on the 25th day of July, 1870.
James F. Croft, Ass't Marshal.

YEAR ENDING JUNE 1, 1870.

Cotton.	Wool.	Peas and Beans.	POTATOES.		Orchard products.	Wine.	Produce of Market Gardens.	DAIRY PRODUCTS.			SEED.			Hops.	Hemp.	Flax.	Flax-seed.	Silk cocoons.	SUGAR.		Molasses.	BEES.		Forest products.	Value of Home Manufactures.	Value of animals slaughtered.	TOTAL VALUE.		
			Irish.	Sweet.				Butter.	Cheese.*	Milk sold.	Hay.	Clover.	Grass.						Maple.	Cane.		Wax.	Honey.					Dolls.	Dolls.
Bales (50 lbs.)	Lbs.	Bush.	Bush.	Bush.	Dolls.	Gallons.	Dolls.	Lbs.	Lbs.	Gallons.	Tons.	Bush.	Bush.	Lbs.	Tons.	Lbs.	Bush.	Lbs.	Lbs. (1,000 lbs.)	Gallons.	Lbs.	Lbs.	Dolls.	Dolls.	Dolls.	Dolls.			
25	26	27	28	29	30	31	32	33	34	35	36	37	38	39	40	41	42	43	44	45	46	47	48	49	50	51	52		
	88				8			50																	50	70	290	1	
2	75		60		100			200			10										8	100	20	120		60	300	1150	2
3	40		40		50			100													8	40	14	150		50	50	460	3
4																												150	4
5	33		20					50													8	100				35	40	295	5
6	80		20					40			2										8	35					125	370	6
7	30							40													8	40					40	100	7
8					25						6																	325	8
9								25																				60	9
10																												297	10
11			50					25																			60	240	11
12			25					60																				260	12
13	20																				8	70						118	13
14	300		30		150			100			15													50		150	1000	14	
15			20					50																			90	215	15
16	50							30			5																50	300	16
17	34		100					40																			65	300	17
18								60			1																30	500	18
19								25													8	20				20	70	350	19
20			100					40													8	12				20	100	430	20
21																										50		50	21
22			150					20													8	28					50	500	22
23	225		75					100			3	12											15	450		125	900	23	
24			20																								20	165	24
25	53							40													8	5	36			60	130	25	
26								25																			30	75	26
27																												400	27
28								30													8	35	40			65	150	28	
29	18							50													8	24			20	80	215	29	
30					30			25																			25	140	30
31																												80	31
32			200		30			30													8	29				70	500	32	
33																												20	33
34	37		12					30																			70	240	34
35	12							18			1																40	130	35
36			10																		8	20				50	105	36	
37			12		10			20																			50	160	37
38								10																			30	60	38
39																											80	130	39
40	20							40													8	16				60	140	40	
	1066		944		403			1365			43	12								8	574	99	496		305	2195	11102		

* This will include only such cheese as is made upon the farm. Milk sent to cheese factories will be regarded as milk sold off the farm.



SCHEDULE 3.—Productions of Agriculture in Jackson Township, in the County of Livingston
 Post Office: Spring Hill

1	ACRES OF LAND.			PRESENT CASH VALUE.		7	LIVE STOCK, JUNE 1, 1870.								PRODUCE DURING THE									
	Improved.	UNIMPROVED.		Of farm.	Of farming implements and machinery.		Horses.	Males and Asses.	Milk Cows.	Working Oxen.	Other Cattle.	Sheep.	Swine.	Value of All live stock.	WHEAT.		Rye.	Indian Corn.	Oats.	Barley.	Buckwheat.	Rice.	Tobacco.	
		No.	Wood-land.												Other unimproved.	Dolls.								Dolls.
2	3	4	5	6	7	8	9	10	11	12	13	14	15	16	17	18	19	20	21	22	23	24		
1	Forester Miller	22	20	16	1000	25		4	1	2			4	300				15						
2	Sneed Silas	32	70	12	1800	20		3		2	4	3		15	495			400						
3	Clark Joseph	26	10	84	1600	75		3	2	3		3			450									
4	Dales Ocasus	12	22	6	800	50		2		2			8	7	250			100						
5	Walker William	20		20	500	60		1	2						200									
6	England John	15	25		600	40		2		2			4	9	250		80		20					
7	Wilson John	15	25		650	50		4		1		2		8	295		30		60	30				
8	Bibbens Harriet	60	20		2000	40		2		3		2		5	300		87	25	150					
9	Dales George	25	15		800	75		2		1			8	200		30	8	50	50					
10	Boyle Thomas	12			300	100		4		2			25	12	350	12			30					
11	Fryden Caroline	40	120		450	100		4		2		1	12	7	325		130	20	25	80				
12	Brown John	10	70		1200	20		4		1		2	10	10	450	16	80	16	25	49				
13	Willborn Ruben	30	40		2500	100		2		1		2		5	200		15		200					
14	Pitchee James	7	13		200														50					
15	Oyounge Samuel	25	35		800	25		3		1		1	2	2	200				50					
16	Brassfield Adlam	30	50		1600	50		2	1	4		1	6	9	295		15		100	10				
17	Brassfield James	50	26		1800	25		6		3		1	21	15	495		14		50	50				
18	Brassfield Scott	4			150	40		2		1		1	2		250		18		25				200	
19	Webster William	25	15		900	40		2		2		2	8	2	295		50		100	60				
20	Reader Jacob	18	2		500	50	100	2				2		3	225		115		8	8				
21	Webster Miles	12	28		700	70		2		2		3	8	9	295		12		100	40				
22	Brown Robert	40	40		1800	200		2		2		4	21	8	300		80		50	100			200	
23	Smith Johnathan	50	110	120	5600	40	20	1		4			6	7	250				100	75				
24	Smith William	7	60	20	1500	80	25	2		3		3	3	5	350		130		100					
25	Potter Joseph	35	65		2500	80	25	2		3		2	12	6	350		90		400					
26	Allmatt James	40	40		2000	100	40	4		2				5	300		90		100	300				
27	Henry William	3	37		500									6	30				50					
28	Frammel Tomas	35	50		2000	100	50	3		4	4		20	10	500		170		300					
29	Snyder William	15			400	25		1					12	9	150									
30	Walker John	20	20		800	10		4						10	250				50					
31	Slifer Aaron	80	20	60	3000	50		3		2	4			3	300	60			500	400				
32	Brown Rosanna	40	40		1800	10		3			2	1	15	5	300	70								
33	Todd William	3	17		400	20				1	2			4	120		30							
34	Orlich John	80			2500	200			2	1		4		1	220				100					
35	Whitaker John	120	85	75	4500	200	50	8	1	6		16	12	15	1200		200		25	15				
36	Messure William	30	50		2000	20	40	5		2		4	25	8	400		100		200					
37	Thomas Semina	40	40		2000			4		2		6	18	17	407		80							
38	Sterling Joseph	50	60		3000	100		4		3		1	20	19	450			400	75					
39	Hughes Andrew	40	40		1500	60		3		2		3	8	11	325		153		300					
40	Breeze John	8	42		700	20		2							120		40		150					

1226 1428 413 59350 2370 350 107 9 42 16 70 278 279 12315 158 1839 69 4363 1362 400



SCHEDULE 3.—Productions of Agriculture in Jackson Township, in the County of Livingston,
 Post Office: Spring Hill

Name of Agent, Owner, or Manager.	ACRES OF LAND.			PRESENT CASH VALUE.		Total amount of wages paid during the year, including value of board.	LIVE STOCK, JUNE 1, 1870.								PRODUCE DURING THE YEAR.										
	Improved.	UNIMPROVED.		Of farm.	Of farming implements and machinery.		Horses.	Mules and Asses.	Milch Cows.	Working Oxen.	Other Cattle.	Sheep.	Swine.	Value of all live stock.	WHEAT.			Indian Corn.	Oats.	Barley.	Buckwheat.	Rice.	Tobacco.		
		No.	Wood-land.												Other unimproved.	Dolls.	Dolls.							No.	No.
1	2	3	4	5	6	7	8	9	10	11	12	13	14	15	16	17	18	19	20	21	22	23	24		
Stewart Eli	40	60		1500			3	3				350		114		150									
Bamber Isaac	20	20		800	60		4	3	4	16	5	1150	8			100	50								
Curtis Branick	57	103		3000	60		4	2	1	14	8	1400		36		200	50								
Hughes John	15	15		600	70			2		2	15	7	300		8		75								
Kraus Henry	40	35		1500	100	30	2	1	1		6	275		20		100	100								
Benschle George	20	10	50	1600					1			140													
Boucher John	75	225		7000	70	50	13	2	4	13	18	22	1100	33	127		350	200							
Sibbons William	40	50	130	4500	200		5	2	7	7	25	4	750		217		150	25							
Ewen William	50	170	10	5000	300		4	5			25	15	450		206		250								
Breeze William	12	48	20	1500	25		1	1	2	10	5	200		100		100	60								
Woodworth Nathan	50		10	600	50		2	1				2	225												
Minnick Thomas	85	15		2000	20		6	2	3	2	27	12	750		150		75	50							
Brooks Thomas	60	100		3000	60	40	1	2	3	3	20	20	450		152		300								
Ewen Andrew	75	125		5000	200		4	3	10	15	25	700		60		50									
Brookshire Thomas	25	29	15	1400	70	70	3	2	1	5	2	350		23		150									
Brookshire Martha	40	96		3000	100	30	7	3	4	20	15	450				100									
Litton George	40	60		1800	90		3	2	1	13	6	350				200									
Brookshire Leander	19	56		1200	10		5	3		7	10	400				50	40								
Litton Thomas	50	110		2500	125		12	2	3	12	40	15	1000		60		600	200							
Smith Lorenza	18	62		1500	5			2	1		6	1	175				75								
Smith William	12	28		800	5		2	1			8	7	200				40	15							
Brookshire William	14	26		900	15		2	2	2		15	8	300		15		75								
Haddock William	7	33		400	25		1	1			9	6	200		40		130								
Minnick James	3	77		800			4	2			12	12	400		30		12	75							
Mansfield Reuben	30	90		2500	90	10	4	3	3	2	20	6	700		80		50	60							
Sam Howard	23	3		400	40		3	2			9		300				50	100							
Sam Abraham	50	120		3000	50	50	6	4	6	15	19	800		130		300	100								
Quekworth George	13	67		800	5			1	3	4	5	130		73		100									
Carter Naomi	37	43		1800			1	1			5	100													
Minnick Susan	40	120		2000	10		2	1	2	13	3	300		200		50	200								
Miller John	50	190		3000	20		7	2	2	5	15	19	720		84		150	100							
Bills Harriet	93	80		4000	10		6	2	5		20	16	650		40		400	150							
Kirk James	50	220		6000	100	60	8	2	4	3	35	20	850				400	300							
Geper Henry	90	150		4000	90	30	6	3			6	400				400	85								
Painter Jasper	28	10	2	1000	70		2					150				300									
Stephens Jesse	30	10		1000	40		1	1			8	12	100				100	30							
Cole Moses	70	40		2000	100		6	4	4	1	30	5	700	74			200	300							
Wilson James	35	65		1000	75		3	2			10	13	290		85		200	300							
Hicks Francis	12	66		800	45		3	1	2		13	200		40		50	30								
Black Anderson	20	25		700		15		1	1		10	60	12	20		50	25								
				85800																					
	166	285	237	85800	2405	385	146	27	92	2	88	499	368	16695	127	2110	606	2745							

State of Wisconsin, enumerated by me on the 1st day of August, 1870.
James F. Prop, Ass't Marshal.

YEAR ENDING JUNE 1, 1870.

Cotton.	Wool.	Fens and Beans.	POTATOES.		Orchard products.	Wine.	Produce of Market Gardens.	DAIRY PRODUCTS.			SEED.			Hops.	Hemp.	Flax.	Flax-seed.	Silk cocoons.	SUGAR.			BEES.		Forest products.	Value of Home Manufactures.	Value of animals raised or sold for slaughter.	TOTAL VALUE.		
			Irish.	Sweet.				Butter.	Cheese.*	Milk sold.	Hay.	Clover.	Grass.						Maple.	Cane.	Molasses.	Wax.	Honey.					Dolls.	Dolls.
Bales (150 lbs.)	Lbs.	Dush.	Dush.	Dush.	Dolls.	Gallons.	Dolls.	Lbs.	Lbs.	Gallons.	Tons.	Bush.	Bush.	Lbs.	Tons.	Lbs.	Bush.	Lbs.	Lbs. (1,000 lbs.)	Gallons.	Lbs.	Lbs.	Dolls.	Dolls.	Dolls.	Dolls.			
25	26	27	28	29	30	31	32	33	34	35	36	37	38	39	40	41	42	43	44	45	46	47	48	49	50	51	52		
																											220		
	28							100																	30	100	280		
	27		25		25			40														10	100			80	250		
	34																				8				20	60	160		
			12		40			30													8				30	12	200		
																					8								
	110		50		40			125			9										8	10	100			80	300	1100	
	70		30		25			150			7										8					50	325	900	
	70		50					150			6															50	150	950	
	15							35													8					15	100	320	
	28		15					20			3										8						50	390	
	40		60					200			6										8				15	90	160	700	
	9		65		80			150			4															100	200	500	
	14		30					125													8						108	290	
	46							50													8						80	200	
	22		20					60													8						15	40	150
	12		12					50													8						20	50	140
	95				40			100			4										8					15	300	1000	
	25		8					25													8						30	160	
	18							15													8						40	165	
	18		10					50													8						12	50	140
	11							50													8						10	350	1180
	15		7																								10	50	195
	48				40			100																	6		40	100	380
			30					50																			25	25	120
	40		25		45			125													8					6		170	650
	11		6					15																			8	64	220
	35							50			1																50	80	1155
	38		30		50			70			6										8						35	400	
	40		10					200																			100	1195	
	60		100		150			75			12										8						160	900	
			15					100			4																50	360	
			20																									45	200
	18							15													8						12	28	150
	58		15					50													8						100	395	
			25					60													8						70	300	
			15					30																			120	250	
			5					10													8						32	130	
	975		690		535			2475			62																412	3844	14015

* This will include only such cheese as is made upon the farm. Milk sent to cheese factories will be regarded as milk sold off the farm.

State of Missouri, enumerated by me on the 5th day of August, 1870.

James H. Cook, Ass't Marshal.

YEAR ENDING JUNE 1, 1870.

	Cotton. Bales (450 lbs.)	Wool. Lbs.	Peas and Beans.		POTATOES.		Orchard products. Dolls.	Wine. Gallons.	Produce of Market Gardens. Dolls.	DAIRY PRODUCTS.			SEED.		Hops. Lbs.	Hemp. Tons.	Flax. Lbs.	Flax seed. Bush.	Silk cocoons. Lbs.	SUGAR.		Molasses. Gallons.	BEES.		Forest products. Dolls.	Value of Home Manufactures. Dolls.	Value of animals slaughtered or sold for slaughter. Dolls.	TOTAL VALUE. Dolls.	
			Dush.	Dush.	Dush.	Dush.				Butter. Lbs.	Cheese. Lbs.	Milk sold. Gallons.	Hay. Tons.	Clover. Bush.						Grass. Bush.	Maple. Lbs.		Cane. Hds. (1,000 lbs.)	Wax. Lbs.					Honey. Lbs.
	25	26	27	28	29	30	31	32	33	34	35	36	37	38	39	40	41	42	43	44	45	46	47	48	49	50	51	52	
1		90		100		20			100													25				30	50	900	
2		20		100		30			200			2										45					140	750	
3				75					50			4										20					100	500	
4		16		60					100			4															125	500	
5		17		65					40													120				20	100	525	
6		14		115		75			100													55					50	400	
7				15		50			50			4															150	500	
8		6		25					60													15					40	350	
9		33							100			1										50				20	125	340	
10		15																				30				10	60	250	
11																											40	100	
12		17							20													25					50	75	
13		21		15		30			30															28	150		50	400	
14		80		20		40			125			1										100				25	100	675	
15		10		15					20													30					20	250	
16		80				40			100													39				6	75	350	
17									70			15															350	1200	
18						50			50													25					60	200	
19				30					75			20										35					500	1800	
20		60		10					70			4										8					150	550	
21		37							40																		70	250	
22		35		5					100																		30	350	
23																												50	
24		35		20					70													36				20	100	400	
25		37		8					20																		45	200	
26				20		50			100			15										40				100	700		
27		60		30		15			50			2										60		30	25	75	450		
28		80		50		100			80			2										80				20	80	650	
29				20		20			150			10															25	100	1250
30		40		30					50													30				15	80	800	
31				8																							35	150	
32				8					25																		110	150	
33				50					100													30				30	50	200	
34		20		20					100													27				20	100	475	
35				35					50													14					200	700	
36		15		8		15			100			5															200	900	
37		125		45		40			200			5														15	250	1100	
38		22		5					50																		125	500	
39		20		20																							18	150	400
40		20		25					75													10			100	4	70	1150	
	1025																												
			982			575			2720			94										949	28	180	100	303	4325	20790	
																													20990

* This will include only such cheese as is made upon the farm. Milk sent to cheese factories will be regarded as milk sold off the farm.

State of Missouri, enumerated by me on the 8th day of August, 1870.

James F. Map, Ass't Marshal.

YEAR ENDING JUNE 1, 1870.																									TOTAL VALUE.						
Cotton.	Wool.	Peas and Beans.	POTATOES.		Orchard products.	Wine.	Produce of Market Gardens.	DAIRY PRODUCTS.				SEED.			Hemp.	Flax.	Flax-seed.	Silk cocoons.	SUGAR.		Molasses.	BEES.		Forest products.	Value of Home Manufactures.	Value of animals slaughtered or sold for slaughter.	Estimated value of all farm produce, including herds, teams and additions to stock.				
			Dolls.	Gallons.				Dolls.	Lbs.	Lbs.	Gallons.	Tons.	Bush.	Dolls.					Lbs.	Hbls. (1,000 lbs.)		Gallons.	Lbs.					Lbs.	Dolls.	Dolls.	
25	26	27	28	29	30	31	32	33	34	35	36	37	38	39	40	41	42	43	44	45	46	47	48	49	50	51	52				
					50			200			2										40		50		50	100	650				
			40					50													20					40	150				
	28		25		60																				15	80	875				
								40													10						12	50			
																												200			
	18							150			2															100	475	800			
			5					100																			70	400			
																												50			
	40							100																		20	40	280			
	50		15					150																		30	40	290			
	30		80					75			1															10	65	425			
	50				30			150			1																150	900			
	36				50			150			2																200	700			
	80		40		40			100			12																150	800			
	41		20		200			50			4																150	750			
	100		75		25			150			1															20	200	725			
			5					40																			40	150			
																												160			
	17							100																			65	1180			
								200																			200	650			
			30		150			60			1																75	600			
																											18	100			
	50		40		50			200			20																200	900			
	90		50					50																			20	150	1500		
	16							50			4																200	125	700		
	60		10		20			150			1																60	100	400		
	30				15			50			4																	40	340		
	35		25		20			50			2																	225	675		
	50		350					200																				80	485		
			10					40																				40	200		
			5					75																				50	50	300	
			30		100			50			4																	40	125	650	
	25							25																					30	125	
																														250	
																														175	
	25		12		40			100																				20	100	400	
	40		20					50																				15	250	650	
	45		20					75																				7	125	500	
	70		15					100			2																		75	175	650
	40		15					50																					50	100	450
	1066		937		800			3180			63																			18885	

* This will include only such cheese as is made upon the farm. Milk sent to cheese factories will be regarded as milk sold off the farm.

SCHEDULE 3.—Productions of Agriculture in Jackson Township, in the County of Livingston
 Post Office: Spring Hill



1	ACRES OF LAND.			PRESENT CASH VALUE.		7	LIVE STOCK, JUNE 1, 1870.								PRODUCE DURING THE YEAR.														
	Improved.	UNIMPROVED.		Of farm.	Of farming implements and machinery.		Horses.	Mules and Asses.	Milch Cows.	Working Oxen.	Other Cattle.	Sheep.	Swine.	Value of All Live Stock.	WHEAT.				Rye.	Indian Corn.	Oats.	Barley.	Buckwheat.	Rice.	Tobacco.				
		No.	Wood-land.												Other unimproved.	Dolls.	Dolls.	No.								No.	No.	No.	No.
2	3	4	5	6	8	9	10	11	12	13	14	15	16	17	18	19	20	21	22	23	24								
1	Venable Joseph	5	35	110	1000	5						4	20																
2	Walden A H	25	95		1500	15				2	1		2	200															
3	Black James	160	40		4500	350	100	5	2	3		40	30	850		96		1000	400										
4	Rosson Elizabeth	80	40		1000	50		4		3	1	18	12	500				50	40										
5	Rosson James	15	65		800	25		2		1	1	10	12	275			18	40	20										
6	Jackson H K	60	20		1800	60		3		1		2	12	300				200	100										
7	Black William	75	145		2000	75		2		2	1		8	300				300	100										
8	Black William	55	25		1900	150	50	4		3	1		14	350				600	200										
9	Hall James	115	120	80	8000	250	250	6		6	3		23	650	75			300	250										
10	Francis James	60	50	90	3000	225		8	2	3		12	25	25	300			300	250										
11	Allen William	80	100		3000	100		10	2	2		4	30	12	800		40		500	200									
12	Williams James	20	20		500	50		4		2		15	4	400		50		300	100										
13	Anderson Andrew	45	60		2000	85		12	1	4	3	33	30	1600				500	70										
14	Anderson James	20	110		1000	75		5		2	1	10	18	400	12	20		400	100										
15	Rosson William	30	50		500	25		6	1	3	6	17	25	500		50		100	20										
16	Prothro Jesse	80	80		3000	30		9	1	5	1	24	21	850		150		300	300										
17	Goodrich George	80	50		1500	100		2	2	3		10	10	375		119		100	40										
18	Morris Ashford	25	55		1500	80		3	1	4	1	15	25	425		28		250	50								900		
19	Morris Oliver	15	145		1800	4		1	2			2	24	10	300		12		150								1200		
20	Ranes William	28	57		1200	15		1		1			6	80		50		40	40										
21	Dockery George	20	20		500			1		1		8	8	100		8		150											
22	Dockery Robert	35	38		1000	40		3		2	2	18	15	425				300	200								500		
23	Dockery Alexander	20	40		800	20				2	1	14	14	350				75											
24	Hibuckle George	6			200	10		1		2		14	17	200		12		100											
25	Brigle John	50	90		1800	40		3		1	5	24	15	300		40		100	45										
26	Dockery John	7	18		200	10		3				5	5	200				30											
27	Rous Rachel	4	28		400					2			2	80				25											
28	Sharp Adam	20	50		1000					2		11	8	100															
29	Sharp John	30	115		1200	25		4		3	3	25	8	450		25		200	50										
30	House James	35	30		1000	15		3		1		5	3	250		70		100	50								400		
31	Coy Henry	80	20		2000	100		5		3		16	20	450		100		100	100										
32	See Enquire	35	60		1200	100		5		2	5	20	10	600		100		500									500		
33	Rosson Charles	65	315	10	3000	15		7	7	4	5	14	7	900				200	100										
34	Dockery Alexander	80	40	20	3000	200		13	4	12		23	70	30	1600		53		700	400									
35	Campbell Sarah	17	16		600	50		2		2		8	8	275				100											
36	Davidson John	100	20	40	3500	100		5	3	3	6	40	10	1000		16		150	50										
37	Marlow William	100	50	20	5000	150		11	2	3	11	20	12	1200				800	200										
38	Hutchison John	60	100		3500	250		5	2	4	4	25	15	800		12		400	400										
39	Davis James	17		113	1000	50		3	1	3	1	15	11	300				300											
40	Davis William	100	60	40	5000	70		9		5	12	20	17	850		20		200	50										

18992287383 775002964 \$100 172 35 105 2 116 650 526 20405 87 1071 18 99603925 3500

State of Missouri, enumerated by me on the 12th day of August, 1870.

James F. Moser, Ass't Marshal.

YEAR ENDING JUNE 1, 1870.

Cotton.	Wool.	Figs and Dema.	POTATOES.		Orchard products.	Wine.	Produce of Market Gardens.	DAIRY PRODUCTS.			Hay.	SEED.		Hops.	Tannin.	Flax.	Flax-seed.	Silk cocoons.	SUGAR.		Molasses.	BEES.		Forest products.	Value of Home Manufactures.	Value of animals slaughtered for sale.	TOTAL VALUE.	
			Irish.	Sweet.				Butter.	Cheese.*	Milk sold.		Clover.	Grass.						Maple.	Cane.		Wax.	Honey.					Dolls.
Dales (450 lbs.)	Lbs.	Dush.	Dush.	Dush.	Dolls.	Gallons.	Dolls.	Lbs.	Lbs.	Gallons.	Tons.	Bush.	Bush.	Lbs.	Tons.	Lbs.	Bush.	Lbs.	Lbs.	Hhds. (1,000 lbs.)	Gallons.	Lbs.	Lbs.	Dolls.	Dolls.	Dolls.	Dolls.	
25	26	27	28	29	30	31	32	33	34	35	36	37	38	39	40	41	42	43	44	45	46	47	48	49	50	51	52	
																											20	
	80							150			2															80	850	
	26							100			1														10	120	250	
	30																				10				12	70	150	
	25	25						50																	25	60	250	
			15		20						2										10					60	310	
			20		25			125			4										20					200	700	
			10		50			100			10															125	930	
	80		15					75			14										15				20	240	650	
	70		30					10																	40	140	600	
	40		30					100													18				15	40	375	
	65		25		50			100			3														55	223	800	
	20		10					40																		50	430	
	39																				12				20	80	250	
	40		25					50			1														5	140	600	
	25		11					25																		40	950	
	30		15		100			200			1										15				50	50	540	
	45		12					50													20				20	40	245	
																										50	175	
	10																								50		230	
	35		15					100													18				30	80	425	
	25							40																	20	60	200	
	25		24					50																	20	50	200	
	40		20					100																	25	75	325	
	10		10																						12	35	75	
			10																							50	100	
	25		25					20																		30	75	
	40		10					100			3										15				15	70	300	
											2															70	300	
	40		15					100			5										100				160		495	
	60		25					100																	35	75	650	
	60		15					20																		40	200	
	105		5					100			5															100	125	1000
	6		15																								55	175
	60		15		15			75			6														12	120	400	
	60		25		40			100			6														10	100	700	
	60		15					100			3															30	200	750
	20		15					150																		25	80	350
	30				40			75			5														25	75	495	
	1326		502		340			2405			103														759	3338	16140	

* This will include only such cheese as is made upon the farm. Milk sent to cheese factories will be regarded as milk sold off the farm.

SCHEDULE 3.—Productions of Agriculture in

Jackson Township in the County of *Livingston*

Post Office: *Spring Hill*



Name of Agent, Owner, or Manager.	ACRES OF LAND.			PRESENT CASH VALUE.		Total amount of wages paid during the year, including value of board.	LIVE STOCK, JUNE 1, 1870.								PRODUCE DURING THE YEAR.									
	Improved.	UNIMPROVED.		Of farm.	Of farming implements and machinery.		Horses.	Mules and Asses.	Milch Cows.	Working Oxen.	Other Cattle.	Sheep.	Swine.	Value of ALL live stock.	WHEAT.		Rye.	Indian Corn.	Oats.	Barley.	Buckwheat.	Rice.	Tobacco.	
		Wood-land.	Other unimproved.												Dolls.	Dolls.								No.
1	2	3	4	5	6	7	8	9	10	11	12	13	14	15	16	17	18	19	20	21	22	23	24	
Hutchinson Thomas	200	280		11000	300	125	7	4	8		5	20	110	1000		90		1000	500					
Ramsey Porter	40	40	50	3500	125		4	3	3		2	25	14	650		10		400	100					
Lewis William	140	70	74	7000	150		4		4		12	30	8	700		40		100	110					
Throop Henry	40	40	90	11500	125		2		2				3	250				200	200					
Henton Hamulter	60		40	2500	100		1		2		8		7	150		10		200	100					
Garman E C	90	30	29	4000	50		2		1		1		5	250				100	50					
Staley A E	40		20	1200	100		2		3		3	15	1	275		11		300	50					
Thompson Francis	17		20	800	10		2		1				11	230		25		200	200					
Ashby William	40			500	100		2						2	200										
Mastrian George	50	50	70	3500	90		9		6		8	10	37	1100		34	50	1000	200					
Brooks Aaron	50	50		3000	100		3	3	3		3	15	10	650			20	1200	300					
Garmichael David	18	80	300	3500	125		3		1				5	200										
Rose Joseph	130	70		5000	125	300	13		5		12		20	1000		16		600						
Pittman Joseph	60	40	20	2000	200		5		2		1		28	400				150	150					
Baird Alexander	80	40		2500	125		4		5		9	18	12	550	6	16		450	300					
Faulk John	50	58	100	11000	130		5		4		7		5	550				200	400					
Paper W W	80		60	2000	125		9	3	4		4		20	900				800	170					
Patton Joseph	40	20	40	1500	100		3		3		20		14	875				200	50					
Ashby Isaac	65	50	15	1700	100		3		1				6	250										
Woolley Stephen	75	40	40	3000	10		4		2				6	400		44		500	60					
Jordan Isaac	20	20	20	1400	20		4	1	3		2	21	12	650				400	95					
Wilson John	25	10	145	1200	75		4		2				12	400				120	100					
Peery John	200	100	100	10000	300		4	2	2		4	40	30	2000	35			1200	500					
Pullen W A	50			1500	125		4		4		4	20	12	600				200	240					
Williams Mary	50	40		1500	100		3	1	2				7	300				600						
Williams David	160	40		5000	200	125	6		9		16	18	17	1100				1200	800					
Blackburn Ellen	40	20		1200	60		2		2				12	300				400	150					
Snidow Augustus	100	50	60	5000	200		8	1	3				20	800				900	60				200	
Hutchinson Thomas	40	20	40	3000	250		4	1	4				18	10	525			600	200					
Strait Pelson	40	6	17	1400	25		3		3		1		10	975				200	200					
Curtis David	60	100		3000	250		4		4		8	30	20	700		115		700						
Poe John	38	52		2000	75	15	6	1	2		2	30	11	575		55		400	100				2000	
Robinson William	50	60		2000	100		8		3		7	20	10	750		70		200						
Robinson Charles	20	91		1200	10		1		1				7	200				150	20					
Brammett Sarah	10	30		900	5		3	1					3	200				20						
Lauderdale Robert	80	120		2000	325	150	20	15	5		50		20	3900	70	200	80	500	400					
Ware Munro	40	30		900	50	50	6	4	3		23		7	600				250	200				1200	
Curtis Richard	30	70		1200	20		4		4		2	15	10	500				250	50					
Hosman James	40	40		1800	250		7		3		10	25	9	450		100		500	150					
	264	197	125	11280	4730	765	188	40	119		224	455	520	2705	111	766	150	16390	6185					3400

State of Wisconsin, enumerated by me on the 16th day of August, 1870.
James J. Prof, Ass't Marshal.

YEAR ENDING JUNE 1, 1870.

	Cotton. (Bales (50 lbs.))	Wool. Lbs.	Tans and Deans. Bush.	POTATOES.		Orchard products. Dolls.	Wine. Gallons.	Produce of Market Gardens. Dolls.	DAIRY PRODUCTS.			SEED.		Hops. Lbs.	Hemp. Tons.	Flax. Lbs.	Flax-seed. Bush.	Silk cocoons. Lbs.	SUGAR.		Molasses. Gallons.	BEES.		Forest products. Dolls.	Value of Home Manufactures. Dolls.	Value of animals slaughtered or sold for slaughter. Dolls.	TOTAL VALUE. Dolls.				
				Fish. Bush.	Sweet. Bush.				Butter. Lbs.	Cheese.* Lbs.	Milk sold. Gallons.	Hay. Tons.	Clover. Bush.						Grass. Bush.	Maple. Lbs.		Cane. Lbs. (1,000 lbs.)	Wax. Lbs.						Honey. Lbs.		
	25	26	27	28	29	30	31	32	33	34	35	36	37	38	39	40	41	42	43	44	45	46	47	48	49	50	51	52			
1		60		40		25		150	150			30															375	1650	1		
2		35							75			5															80	1150	2		
3		80				4			125			3															150	410	3		
4				9					100			6															15	300	4		
5									115			1										6					45	210	5		
6				7		5			40																		35	200	6		
7		40		10					100																		300	500	7		
8				10					50																		75	300	8		
9																													100	9	
10		88		10		100			150			3										8		100	50	325	1100	10			
11		30		35					150													8					400	1350	11		
12																													150	12	
13				18		50			150			15															175	825	13		
14				15					75																		65	300	14		
15		60		30		20			200			2										8			50	90	700	15			
16																											100	400	16		
17				40					100			1										8					250	900	17		
18				6					125																		200	350	18		
19																														19	
20		16		50		100			100			1														10	100	725	20		
21		50		8					100																		50	75	350	21	
22		40							100																		30	90	250	22	
23						100			50																			2900	4000	23	
24																														24	
25		100		15		25			150			2															75	425	25		
26						75			100																				350	26	
27		40		30					800			14														50	245	1425	27		
28		26		9					100																		15	30	325	28	
29		70				20			200																		15	250	900	29	
30		42		10					100																		35	150	600	30	
31				10		40			150																		20	300	31		
32		60		8		75			250			10															75	150	1300	32	
33		55		60		50			100			3															30	100	800	33	
34		40		20					125			1															15	50	350	34	
35		10							15																		8	60	275	35	
36				6																								30	100	36	
37				50		200			200			15															150	1500	37		
38				15					150			1																85	400	38	
39		17				30			100			2															20	200	500	39	
40		75		50		200			200			4															60	125	1000	40	
	1034			571		1119			4425			119															447	100	513	7875	26700

* This will include only such cheese as is made upon the farm. Milk sent to cheese factories will be regarded as milk sold off the farm.

SCHEDULE 3.—Productions of Agriculture in Jackson Township, in the County of Livingston, in the Post Office: Spring Hill



Name of Agent, Owner, or Manager.	ACRES OF LAND.			PRESENT CASH VALUE.		Total amount of wages paid to laborers, including value of board.	LIVE STOCK, JUNE 1, 1870.							PRODUCE DURING THE YEAR.																								
	Improved.	UNIMPROVED.		Of farm.	Of farming implements and machinery.		Horses.	Males and Asses.	Milk Cows.	Working Oxen.	Other Cattle.	Sheep.	Swine.	Value of ALL live stock.	WHEAT.			Indian Corn.	Oats.	Barley.	Buckwheat.	Rice.	Tobacco.															
		No.	Wood-land.												Other unimproved.	Dolls.	Dolls.							No.	No.	No.	No.	No.	No.	Dolls.	Spring.	Winter.	Rye.	Bush.	Bush.	Bush.	Bush.	Lbs.
1	2	3	4	5	6	7	8	9	10	11	12	13	14	15	16	17	18	19	20	21	22	23	24															
1 Walls James	30	140		2500	75		5	3	4		3	16	18	500		90		400	100																			
2 Cooke James	9	291		2500	50		1							60																								
3 Bosan Henry	30	50		800	60		3		2					250				200																				
4 Kingraid Newton	40	10		175	25		2	1	1		3	10	4	300				50																				
5 Prewitt Neal	8	32		350	5		2		1			10		200				10																				
6 Allen Andrew	40	10	90	1800	5		2		1			6	150		63		100	20																				
7 Kenady Elgan	25	15		400	25		4		2		2	3	19	300		86		100	35																			
8 Kingraid Frank	4			100	10		2		2				2	250				20																				
9 Kenady William	10	40		700	5		2		1		2	5	5	250		15		100						700														
10 Long John	10	50		500	10		3		2		4	15	12	300				150																				
11 Caddell James	10	15	9	500	5		1					5	7	100		8		150																				
12 Foster Robert	6	34		400	15		3						12	200				150																				
13 Oyoung Sophia	14	18		500									2	10		24		250						800														
14 Tyler George	60	100	20	3600	30		10		2					700		50		40	100																			
15 Hale William	125	195		6400	90	50	3	4	4		12	23	10	500		349	64	400	565																			
16 Frieby Susan	30	50		2000	70		3		1			15	9	200		39		200																				
17 Bumble Jackson	22	18		800	10		3	3	2			15	7	300				200	130																			
18 Billispe John	60	115	60	3000	40		3		2	4	2	39	14	600		80		400																				
19 Billispe Thomas	8	32		800					1				10	70																								
20 Caddell John	5	75		150	5				2	1				200																								
21 Bibb Franklin	5	16		250	25		2						4	125				30																				
22 Billispe Ellis	70	60		3000	100		6		1		13	20	30	600		96		400	160																			
23 Guthridge Elias	30	80		2400	100		5		2		3	23	16	550		40	100	25	60																			
24 Moseley Alexander	10	30		1200			4		2		1	12	16	150		25	100	25	60																			
25 Varney William	4	96		500	30				2	1		1	7	200			3	30																				
26 Irwin Joseph	5	35		300	25		2		2				4	250		28																						
27 Irwin Charles	10	30		350			1		2				2	150				30																				
28 Hughes Milton	40	40		1600	50		4		3			30	8	400		115		20	50																			
29 Brassfield Riley	100	100		4000	125	50	5	2	2		8	35	25	800		350		1500	75																			
30 Pond J B	12	88		2000	100		4		2					400		25		100																				
31 Miller John	100	267		8000	300	100	7	2	17	6	40		6	2500		700		400																				
32 Bevell James	20	20		1000	60		2		1		1	16	5	300				200																				
33 Johns Adam	75	45		1800	100		2		3		1		14	300		95		40																				
34 Duckworth Robert	9	70		800	25		3		4	2		20	12	400		40		50	60																			
35 Turner James	60	60		3000	200		8		2		3	15	7	500		75		500																				
36 Powell Elijah	80	80		4000	300		5		3		4	30	12	600		116		1000	420					1800														
37 Gibbs James	50	30		2000	125		6		2		7	23		700		80		500	50																			
38 Buster J L	30			700	10		2		1		3	5	7	300																								
39 Cooper John	120	200		6500	75		5		1		8	22	30	600		25		300	600																			
40 Kirk Joseph	85	315		8000			1		3		1		95	1200				600	150																			
															1493	2902	159	79375	2265	200	126	19	83	12	122	419	427	17365	1999	264	8270	3065						3300

State of Missouri, enumerated by me on the 24th day of August, 1870.
James F. Mox, Ass't Marshal.

YEAR ENDING JUNE 1, 1870.

	Cotton. Bales (430 lbs.)	Wool. Lbs.	PEAS AND BEANS.			POTATOES.		Orchard products. Dolls.	Wine. Gallons.	Produce of Market Gardens. Dolls.	DAIRY PRODUCTS.			SEED.			Flax. Lbs.	Flax seed. Bush.	Silk cocoons. Lbs.	SUGAR.		Molasses. Gallons.	BEES.		Forest products. Dolls.	Value of Home Manufactures. Dolls.	Value of animals slaughtered or sold for slaughter. Dolls.	TOTAL VALUE. Dolls.			
			Bush.	Dush.	Dush.	Irish.	Sweet.				Butter. Lbs.	Cheese.* Lbs.	Milk sold. Gallons.	Hay. Tons.	Clover. Bush.	Grass. Bush.				Hops. Lbs.	Hemp. Tons.		Maple. Lbs.	Cane. Hbds. (1,000 lbs.)					Wax. Lbs.	Honey. Lbs.	
			25	26	27	28	29				30	31	32	33	34	35				36	37		38	39					40	41	42
1		20		15							150		2														250	675	1		
2																												150	2		
3																												110	3		
4		20		15																	10				20	20		90	4		
5		40									150																	95	5		
6																												40	6		
7				6							20											8						30	7		
8				4																		8						15	8		
9		10																				9						30	9		
10		16									50															15	100	225	10		
11				5							20											8						35	11		
12		21		12																		15				15	35	150	12		
13				20																		25						50	225	13	
14				30							200																	100	300	14	
15		87		50		500					200		5													100	120	1800	15		
16		64		40							50																25	60	300	16	
17				75							50																	70	260	17	
18		100									200														1000		100	500	18		
19		6		25							40																	30	60	19	
20											25																	15	20	20	
21																												20	25	21	
22		42		12							200											30					23	150	575	22	
23		80		20	15	200					150													60		80	140	700	23		
24		26		15							60											5				20	100	400	24		
25				10							50											10							35	25	
26				12							75																	24	70	26	
27				10							75																	24	65	27	
28		45		25							50																	8	40	250	28
29		75		50							150		5											300		75	210	1750	29		
30				20							75																	16	125	30	
31						900					200																		1400	31	
32		29		117																					50		18	80	295	32	
33				30		25					75		4															80	290	33	
34		60		15							150																45	75	325	34	
35		40									150															40	80	500	35		
36		100		25		100					200		15															130	1600	36	
37		30									100		2															30	100	500	37
38																															38
39		100		20		30							1															25	170	575	39
40				100		500					100																			900	40
	1011		778	15	2255					3025		34									180		1416		494	2514	16055				

* This will include only such cheese as is made upon the farm. Milk sent to cheese factories will be regarded as milk sold off the farm.



SCHEDULE 3.—Productions of Agriculture in Jackson Township, in the County of Livingston, in the Post Office: Spring Hill

1	ACRES OF LAND.			PRESENT CASH VALUE.		7	LIVE STOCK, JUNE 1, 1870.								PRODUCE DURING THE								
	2	UNIMPROVED.		5	6		8	9	10	11	12	13	14	15	WHEAT.		18	19	20	21	22	23	24
		3	4												16	17							
Name of Agent, Owner, or Manager.	Improved.	Wood-land.	Other unimproved.	Of farm.	Of farming imple-ments and ma-chinery.	Total amount of wages paid during the year, in-cluding value of board.	Horses.	Mules and Asses.	Milch Cows.	Working Oxen.	Other Cattle.	Sheep.	Swine.	Value of all live stock.	Spring.	Winter.	Eye.	Indian Corn.	Oats.	Barley.	Buckwheat.	Rice.	Tobacco.
	No.	No.	No.	Dolls.	Dolls.	Dolls.	No.	No.	No.	No.	No.	No.	No.	Dolls.	Bush.	Bush.	Bush.	Bush.	Bush.	Bush.	Bush.	Lbs.	Lbs.
Gibens Washington	50	150		3500	125		9	5	8	25	20	400		290	60	1450	250						
Mathews Stephen	45	55		2500	125		4	2	4	10	6	500		60	18	600	200						
Allen Jackson	45	35		2000	75		3	3	1	30	15	375		156		350	50						
Mop R B	90	70		6000	100	50	3	1	4	2	18	17	600		125		500	75					
Steering Chloe	45	35		2500	50		2	2	1	12	7	350				200	60						
Harris Greenburg	35	45		1200	25		3	3	2	5	4	4	400		10		200	40					
Girgner James	60	140		5000	240	150	6	5	1	13	25	750		150		500							
Peniston Robert	100	60		5000	75	100	6	4	6	20	50	1000		60		500	400						
Clouel William	20	20		500	60			2	2		16	7	300		5		200	25					
Boon Andrew	16	22		600	20		2	3			15	6	400		50		100						
Chumbley Robert	40	180		3000	50		2	1				12	250		100		600	100					
Shumate William	50	80		3000	75		2	3	4	25	10	350		300		300							
Pearl Horatio	30	50		1600	60	80	3	1	4	1	3	10	400		35	22	200	30					
Pearl John	15	25		800	25			2	2	1	9	10	250		30		100						
Frith William	100	140		7000	100	35	5	1	2	35	12	20	1200		40		400	50					
Girdner Charles	60	100		2500	200		5	5	5	10	15	700		58		30							
Tibergien William	20	20		600	100		3	3	5	20	15	400		40		250	100						
Tibergien James	3	27		600			1	1	1	4		150				100							
Walker Amos	40	80		2500	150		5	2	4	18	35	20	500		180		150						
Lanson David	38	42		900	10		1	3				2	200										
Almott Matilda	18	16		700			2	2			15	18	300				200	60					
Parr Samuel	20	20		1000	18		3	2				15	350		30		200						
White William	60	140		3000	5		1	2				6	150										
Donahoe Michael	25	95		1800	15		2	1	1			2	230										
Melin Patrick	25	95		1200	50		2	2				6	275										
Offield John	25	135		1800	20		2	1			8	4	250		35		100						
Crane William	10	30		500	25			1	1	1		1	140				100						
Gann Thomas	16	14		400	25		3	1	7	10	6	350				100							
Gann Annias	12	148		1800	80		2					150				50							
Mcconnick Stephen	12	28		700	75		1	3	2			6	6	400		7		50					
Cooper Robert	20	75		1800	100		2	1			7	5	350				75	240					
Wagner Francis	60	30		1800	100		2	2	9			16	375		200		200	175					
Thompson Samuel	40	120		2000	50		2	1				5	200				50						
Lorentze William	50	110		3000	150	15	3	3	4	15	16	450		118		150	130						
Haines Simpson	90	74		4000	470		5	2				20	500		125		300						
Hargrave Samuel	25	55		1600	100		6	3	2	15	20	550		50		300	100						
Hoskins Joseph	80	120	150	7000	500		14	1	9	12	40	25	1200		75		500	100					
Lay R W	20	60		500	100		2	2	2	2	12	15	400		60		300	100					
Dowell John	20	10	50	1500	100		3	2				5	300		50			10					
Stephens Susan	10	70		900	5		1	1					60				50						
	1590	2791	266	83600	3599	390	124	15	98	6	136	415	461	1625	2434	100	8455	2095					

17255

State of Missouri, enumerated by me on the 27th day of August, 1870.

James Finlay, Ass't Marshal.

YEAR ENDING JUNE 1, 1870.																									TOTAL VALUE.							
Cotton. Bales (450 lbs.)	Wool. Lbs.	Peas and Beans. Bush.	POTATOES.		Orchard products. Dolls.	Wine. Gallons.	Produce of Market Gardens. Dolls.	DAIRY PRODUCTS.			SEED.			SUGAR.					BEES.		Value of Home Manufactures. Dolls.	Value of animals slaughtered or sold for slaughter. Dolls.	Estimated value of all farm produce, including her- ternents and addi- tions to stock. Dolls.									
			Irish. Bush.	Sweet. Bush.				Butter. Lbs.	Cheese.* Lbs.	Milk sold. Gallons.	Hay. Tons.	Clover. Bush.	Grass. Bush.	Hops. Lbs.	Hemp. Tons.	Flax. Lbs.	Flax-seed. Bush.	Silk cocoons. Lbs.	Maple. Lbs.	Cane. Hhds. (1,000 lbs.)				Molasses. Gallons.	Wax. Lbs.	Honey. Lbs.	Forest products. Dolls.					
25	26	27	28	29	30	31	32	33	34	35	36	37	38	39	40	41	42	43	44	45	46	47	48	49	50	51	52					
	60		100		150			200			1														40	150	1200	1				
	128		100		20			200			3																120	500	2			
	63		40					100																	40	80	550	3				
	40		150		400			175			3										8						120	1200	4			
	58		100		50			25													8						45	100	500	5		
	12							100													8							30	295	6		
	115		30					200			5										8							100	300	7		
	50				40			200			6										8						35	200	925	8		
	40		20					40													8							40	70	300	9	
	36		19					50													8							15	40	295	10	
			50					75													8								400	885	11	
	75		50					100													8							40	175	750	12	
	12		100		200			50			1										8							50	100	540	13	
	20		20					40													8							25	40	190	14	
	20		10		40			100			12										8								300	895	15	
	70							100			6										8							40	150	350	16	
	45				40			100													8							30	50	420	17	
																					8								35	85	18	
	50		15		50			75													8								150	520	19	
								50													8								12	140	20	
	11							100													8							50	150	380	21	
			25					50													8								75	235	22	
																					8									250	23	
																					8										24	
																					8									300	25	
	12		10					20													8								35	185	26	
			15					20													8									75	27	
	25							25													8								20	30	115	28
																					8									30	29	
	15		15					50													8								40	100	30	
																					8									40	31	
			60		25			50													8								45	450	32	
								40													8								100	80	220	33
	35				150			100													8								65	550	34	
			40																		8									200	35	
	35		20					100													8								25	75	350	36
	110		20		60			300			6										8								100	340	1100	37
	35							100													8									120	410	38
			20					100													8								45	150	39	
																					8									20	50	40
	1127		129		1225			3035			43									599							695	3542	16840			

* This will include only such cheese as is made upon the farm. Milk sent to cheese factories will be regarded as milk sold off the farm.



SCHEDULE 3.—Productions of Agriculture in Jackson Township, in the County of Livingston, in the Post Office: Spring Hill

1	Name of Agent, Owner, or Manager.	ACRES OF LAND.			PRESENT CASH VALUE.			LIVE STOCK, JUNE 1, 1870.								PRODUCE DURING THE YEAR.								
		UNIMPROVED.			Of farm.	Of farming imple-ments and ma-chinery.	Total amount of wages paid to hired hands including value of board.	Horse.	Mules and Asses.	Milk Cows.	Working Oxen.	Other Cattle.	Sheep.	Swine.	Value of all live stock.	WHEAT.		Rye.	Indian Corn.	Oats.	Barley.	Buckwheat.	Flax.	Tobacco.
		Improved.	Wood-land.	Other unim-proved.												Spring.	Winter.							
		No.	No.	No.	Dolls.	Dolls.	Dolls.	No.	No.	No.	No.	No.	No.	No.	Dolls.	Bush.	Bush.	Bush.	Bush.	Bush.	Bush.	Bush.	Lbs.	Lbs.
2	3	4	5	6	7	8	9	10	11	12	13	14	15	16	17	18	19	20	21	22	23	24		
1	Brown William	15	65		800	60		2	1				150											
2	Curtis Moses	15	85		2000	100		3	2			20	20	400			200	200						
3	Vann John	15	30	35	800	100		3	2	2			12	500		50								
4	Mathis Martin	10	70		1200	100		2	2			15	3	250			100							
5	French John	70	90	50	3500	50		6	2		3	25	6	500			400							
6	Simpson John	21	134		4000	20	40	1	3				24	250		16	140	50						
7																								
8																								
9																								
10																								
11																								
12																								
13																								
14																								
15																								
16																								
17																								
18																								
19																								
20																								
21																								
22																								
23																								
24																								
25																								
26																								
27																								
28																								
29																								
30																								
31																								
32																								
33																								
34																								
35																								
36																								
37																								
38																								
39																								
40																								
		146	464	115	12300	430	40	17	2	12		3	60	65	2050		66		840	250				

SCHEDULE 3.—Productions of Agriculture in Medicine Township, in the County of Linneton, in the Post Office: Farmersville

Name of Agent, Owner, or Manager.	ACRES OF LAND.			PRESENT CASH VALUE.		Total amount of wages paid during the year, including value of board.	LIVE STOCK, JUNE 1, 1870.							PRODUCE DURING THE YEAR.									
	Improved.	UNIMPROVED.		Of farm.	Of farming implements and machinery.		Horses.	Mules and Asses.	Milch Cows.	Working Oxen.	Other Cattle.	Sheep.	Swine.	Value of ALL live stock.	WHEAT.		Rye.	Indian Corn.	Oats.	Barley.	Buckwheat.	Rice.	Tobacco.
		No.	Wood-land.												Other unimproved.	Dolls.							
1	2	3	4	5	6	7	8	9	10	11	12	13	14	15	16	17	18	19	20	21	22	23	24
Dunlop Emmitt	94	40		3600	200	100	10		1			2	1000		200		250	450	570				
Cummings Howard	73	10		2500	75		2		2		2	3	1	400	12	140		100	40				
Wilson Emock	125	40	120	5000	150		1	2	2		4	110	4	600	40	140		400	150		10		
Jordan George	40			1200			4		1					440				250	400				
Jordan Saylor	20	7		400	150		1						4	100				200					
Kinsley Solomon	25	7	15	800	25		2		2		2	3	1	160	16	30	5	150	95				
Kline David	35	9	15	900	50			2	5		2		4	500				300	50				
Waydelick Jacob	35	20	85	1800	50		3		5		3		6	450		69	40	200	400		10		
Waydelick Phillip	40	60		1400					1					30				400	200				
Phillips William	100	10	40	3000	75		4		2	2	1	11	5	385	20	50		200	150				
Angelman Lydia	20	1	15	600			1		2			12	2	140		25		150					
Breed John F.	34	7	6	800	50			2	1				2	225		30		400		50			
Dutcher Henry D.	65	40	95	4500	50	40	2		2				1	280		120		500					
White Benjamin	80	20		2300	25		3		2	2	1	10	1	400		60		300	125				
White Scott H.	20			500					2			2	4	80			38	100					
Palmer William				R					1					410		120		200			18		
Barwood Henry	35		17	1000	40		2		1					4		130	52						
Worden William	40	35	15	2500		25			1				4	45		300		100					
Jacobs Peter	83			2000	40		3		1				1	250				500	200				
Constant William	5	40		500	200			2	2					325									
Darivan John W.	65	50		3000	85		2		1		1	2	2	260	15	50		150	200	100	10		
Rickets John	74	60	246	4000	300		7		8	6	6	20	35	400		86	160	200	200				
Rickets Johnathan	38	40	42	1200	10	20	2							160		174		150					
Rickets Cyrus	16		24	400					2		1	1	4	100		34		150			5		
Bushfield George	15		35	400			1		1		2	10	5	140		65		150					
Bushfield Josiah	40			600	10									40		65		150					
Rickets Joseph	15		35	400	10		2		2			8	4	150		39		100					
Cameron David	20		60	800	10	20	2		2		2		5	300	50	100		200	100				
Cameron Charles	20		60	800	10		1		2		4			100				250					
Clem Emanuel	80	40	80	2500	300	70	11		11		3	60	2	1000		150		600					
Taylor Christopher	75	10	88	3500	100			3	1		1	3	4	350		130		50	100		9		
Theridge Martin	35	10	25	1900	80		4		3		3		36	450		44		300	250				
Waring Wmmy				R	150		4		2					380				200	300				
Lewis Solomon	100	80	700	7000	300	80	2		7	2	9	27	40	875		300		700	250				
Finck Peter	20		40	600	10		1		1				5	150									
Cooper Josiah	80	40		3000	200		6		2		4		40	500	100	240		500	200				
Roane John	45	35	240	5000	50		2		5		2		40	550		75		300	300		15		
White Josiah	45	12	23	1000	125		1		3	3	3		9	550	25	25		200			18		
Wogan Patrick	75	40	85	2000	150		3		4				2	500				600	300				
Angelman Jacob	40	60	310	8180	200		6		5		2	10	13	600		25		200	180				
	1887	788	2356	81880	3280	355	95	15	97	12	59	246	288	13609	278	246	335	9850	4640	660	95		
																2996	295						

State of *Missouri*, enumerated by me on the *First* day of *June*, 1870.
Sho. C. Penold, Ass't Marshal.

YEAR ENDING JUNE 1, 1870.																																																			
Cotton. Bales (150 lbs.)	Wool. Lbs.	Peas and Beans. Bush.	POTATOES.		Orchard products. Dolls.	Wine. Gallons.	Produce of Market Gardens. Dolls.	DAIRY PRODUCTS.				SEED.				SUGAR.		BEES.			Value of Home Manufactures. Dolls.	Value of animals slaughtered or sold for slaughter. Dolls.	Estimated value of all farm produce terminating and addi- tions to stock. Dolls.																												
			Irish. Bush.	Sweet. Bush.				Butter. Lbs.	Cheese.* Lbs.	Milk sold. Gallons.	Hay. Tons.	Clover. Bush.	Grass. Bush.	Hops. Lbs.	Hemp. Tons.	Flax. Lbs.	Flax-seed. Bush.	Silk cocoons. Lbs.	Maple. Lbs.	Cane. Hhds. (1,000 lbs.)				Molasses. Gallons.	Wax. Lbs.	Honey. Lbs.	Forest products. Dolls.																								
25	26	27	28	29	30	31	32	33	34	35	36	37	38	39	40	41	42	43	44	45	46	47	48	49	50	51	52																								
	15		50					150			20										10						990	1																							
	25							150													26					125	400	2																							
	450		50					200			6										30					260	1018	3																							
			50					75			3															50	365	4																							
	5							150													15					150	300	5																							
			80																							75	265	6																							
								300																		100	355	7																							
			15					300			3										20					215	780	8																							
								75																		50	330	9																							
	25		40					150													60					150	360	10																							
	30		20					80													30					75	235	11																							
			40																		15					50	345	12																							
								100																		120	520	13																							
	25		10					150													70					100	440	14																							
	10							150													110						175	15																							
	5		25					75													75					60	375	16																							
								75													20					20	200	17																							
	5		40					75													18						400	18																							
			80																							150	500	19																							
								150																					20																						
	20		15					75			10										14					14	400	21																							
	67		20					350			20															160	800	22																							
			5					150																		17	310	23																							
			5					150													15					125	295	24																							
	18		20					75													23					60	245	25																							
			20																							30	180	26																							
	80		10					150			2										30					200	400	27																							
			10					150													15					60	340	28																							
								100																		20	175	29																							
			80																							100	490	30																							
	32		10					75																		15	245	31																							
			50					350																		380	770	32																							
			80																							75	300	33																							
	35		100					400			4										150					525	1525	34																							
																													35																						
			50					150																			260	940	36																						
			40					150													70					175	580	37																							
			25					140																		100	315	38																							
								150																		80	515	39																							
	30							225																		100	350	40																							
	877		1040					5245			68										816					4846	17528																								

* This will include only such cheese as is made upon the farm. Milk sent to cheese factories will be regarded as milk sold off the farm.

SCHEDULE 3.—Productions of Agriculture in Medicine Township, in the County of Livingston, in the
 Post Office: Farmersville



Name of Agent, Owner, or Manager.	ACRES OF LAND.			PRESENT CASH VALUE.		Total amount of wages paid during the year including value of board.	LIVE STOCK, JUNE 1, 1870.								PRODUCE DURING THE YEAR.									
	Improved.	UNIMPROVED.		Of farm.	Of farming implements and machinery.		Horses.	Males and Asses.	Milk Cows.	Working Oxen.	Other Cattle.	Sheep.	Swine.	Value of All live stock.	WHEAT.		Rye.	Indian Corn.	Oats.	Barley.	Buckwheat.	Rice.	Tobacco.	
		No.	Wood-land.												Other unimproved.	Dolls.								Dolls.
1	2	3	4	5	6	7	8	9	10	11	12	13	14	15	16	17	18	19	20	21	22	23	24	
Andrews John	60		20	1600				1				8	75				200							
Salsbery Isaac	40			800	100		3					7	1	300	16		300	28		40				
Andrews James C	30		30	1600	10		2	4				18	350		158		200	25		22				
Rolls William J	60	20	120	4000	25	250	3	2	4		12	10	800	150			1000	100		25				
James Eleazer	120	10	60	3000	200	125	6		7	2	4	50	8	700		200	300	200	150					
Kinsley Lawrence	30	30	10	1500	100		2		7		10	12	3	800				300						
Park George W	100	10	8	3500	125		2		4		1		3	300		200	130	400						
Winteround Selder	40	4 1/2		1000	75		2		2		1		8	225			150	40						
Budlestino Henry				R			1	1						100			400	150						
Ashtbaugh Henry	50	4	30	1000	150		2		2					300			300	200						
Norman Henry	120	10	20	2750	100	100	2	2	3		4		5	735		120	140	400	300					
Weat Martin				R	200		5		3		8		9	870	160		200	250						
Woolf Jacob G.	50		110	4000	100		1		2					140										
Gish George W	140	90	170	8000	200	100	9		4		8	58	25	1000	100	140	20	350	300					
Gish John "jr"			82	1200			1		1		1			250										
Fisher Cyrus	10		30	1000		150	2		1					250										
Bathgate Agnes	40			1500	100				1					40		50	300							
Carlisle Alfred	50	50	70	5000	100		2		3		1		8	300		150	300							
Warren Charles R.				R	20		2		3		7		6	600			500	300						
Goodman Reubin	40	20	20	2000	30	50	2		3				1	300			100	50						
Worce Louis	125		35	5000	500	440	5		1		3		18	600		80	200	200						
Lighter Joseph	40	20	50	4000	150	400	2		2		2		3	300		40	400							
Boach James	40	8	30	2500	50		2		1		1			350			300	90						
Gish Joel	75	8	170	5000					2	2	2			300		100	600							
Bitterel William	50	100	30	4500	200				2	3		3		650		100	300							
Neal George	60	20	20	2200	100		2		2			18	2	275			400	130						
Barey William	40	20		1750	60		2		4		2		1	400			250	200						
Wells Manderville	20	18	140	3000		20	1							100			200	150						
Wildreth William	100	26	20	3000	100		2		3		2		7	400		50	75	1000						
Jackson Stephen L.	20		40	800	75		2		1					150			200							
Nasson William		5	40	800	70		2		2					300										
Slaven John A.	50		30	3200	100		1		3	4	5		1	600			300	100						
Barnes Horcks				R			2		1					140										
Gish Samuel J	45		35	2000	50		3		3				7	200		170	400	160						
Wiley Augustin	50	10	30	2500	150		1	2	3		4		9	45		160	400							
Kosker Phillip	40			1000	100		2							200			300	200						
Gilbert James	40			1000	100		3		4				1	400			100	150						
Gregg Adgati	140		20	4000	160		2		2		1		1	350		100	600	200						
Gregg Edgar	160			4000	160	100		2	2		1		1	350		200	700	150						
Rolls William A.	60	20	120	4000	700	250	3	2	4		12		15	800	15		1000	100		25				
		2135	503	1610	97700	4460	1985	84	15	97	6	95	145	192	15205	441	2018	235	12780	4473	150	112		

State of Missouri, enumerated by me on the 21st day of June, 1870.

W. B. Fernald, Ass't Marshal.

YEAR ENDING JUNE 1, 1870.																									TOTAL VALUE.				
Cotton. <small>Bales (50 lbs.)</small>	Wool. <small>Lbs.</small>	Peas and Beans. <small>Bush.</small>	POTATOES.		Orchard products. <small>Dolls.</small>	Wine. <small>Gallons.</small>	Produce of Market Gardens. <small>Dolls.</small>	DAIRY PRODUCTS.			Hay. <small>Tons.</small>	SEED.		Hops. <small>Lbs.</small>	Hemp. <small>Tons.</small>	Flax. <small>Lbs.</small>	Flax-seed. <small>Bush.</small>	SILK cocoons. <small>Lbs.</small>	SUGAR.		BEES.		Forest products. <small>Dolls.</small>	Value of Home Manufactures. <small>Dolls.</small>	Value of animals slaughtered or sold for slaughter. <small>Dolls.</small>	Estimated value of all farm produce, including herds, swarms and additions to stock. <small>Dolls.</small>			
			Irish. <small>Bush.</small>	Sweet. <small>Bush.</small>				Butter. <small>Lbs.</small>	Cheese.* <small>Lbs.</small>	Milk sold. <small>Gallons.</small>		Clover. <small>Bush.</small>	Grass. <small>Bush.</small>						Maple. <small>Lbs.</small>	Cane. <small>Hhds. (1,000 lbs.)</small>	Molasses. <small>Gallons.</small>	Wax. <small>Lbs.</small>					Honey. <small>Lbs.</small>		
25	26	27	28	29	30	31	32	33	34	35	36	37	38	39	40	41	42	43	44	45	46	47	48	49	50	51	52		
			40																							100	220	1	
	20		25																		9					10	300	2	
			100					250													48					40	440	3	
			100					300																		260	965	4	
	180							400			2															100	818	5	
	45		300					300			4															75	540	6	
	45		150					100			4															50	667	7	
	23							70													75					25	175	8	
			80																							60	445	9	
								100																		20	260	10	
			25					150																		110	700	11	
			20					300																		85	510	12	
																													13
	80				50			500			10															410	1285	14	
																													15
																													16
			40					60																		30	270	17	
			20					300			20															150	710	18	
	30		10					300																		200	645	19	
			50					200																		20	165	20	
			50					100																		200	495	21	
			30					75																		30	300	22	
			15					75																		30	295	23	
								150																				24	
			25					300																		150	500	25	
								50																		25	285	26	
								75																		15	220	27	
																												28	
			20					150																		50	670	29	
								40																		20	130	30	
																												31	
			50					100																		50	285	32	
																												33	
			18		10			200			6															90	630	34	
			10					300			6															120	635	35	
			50																							75	410	36	
			25					300																		100	300	37	
			50					100																		80	595	38	
								120																		100	730	39	
			10					300																		260	922	40	
	423		1313		60			5765			52															3140	17107		

* This will include only such cheese as is made upon the farm. Milk sent to cheese factories will be regarded as milk sold off the farm.

SCHEDULE 3.—Productions of Agriculture in Medicine Township, in the County of Livingston, in the
 Post Office: Farmersville



Name of Agent, Owner, or Manager.	ACRES OF LAND.			PRESENT CASH VALUE.		Total amount of wages paid during the year, including value of board.	LIVE STOCK, JUNE 1, 1870.								PRODUCE DURING THE																						
	Improved.	UNIMPROVED.		Of farm.	Of farming implements and machinery.		Horses.	Mules and Asses.	Milk Cows.	Working Oxen.	Other Cattle.	Sheep.	Swine.	Value of all live stock.	WHEAT.		Rye.	Indian Corn.	Oats.	Barley.	Buckwheat.	Rice.	Tobacco.														
		No.	Wood-land.												Other unimproved.	Dolls.								Dolls.	No.	No.	No.	No.	No.	No.	Dolls.	Spring.	Winter.	Bush.	Bush.	Bush.	Bush.
1	2	3	4	5	6	7	8	9	10	11	12	13	14	15	16	17	18	19	20	21	22	23	24														
Edwards David	40			800	40		1	1					80				200	100																			
Batholomew Robert	50	20	10	1200	100		3	2					450				350																				
Owens Elizabeth	70	40	114	3000	100		4	4	2	25	5	625		40			120																				
Owens Charles B				R			1						100	28	20	30	300	125																			
Gore Charles				R	50		2	2					7	850				100	100																		
Guthrie William	80	40	120	2400	100		5	2	8		10	23	5	1070		56	40	300	100																		
Utley James W.	20		20	500	100		3	3					14	350				150																			
Rudd William	40		40	1000	100		6	1	4		10		4	800		100		400																			
Bitholomew Henry	20		40	500	50			2	1				1	300				60	125																		
Hoover Reubin	20		20	500	50		4	1					5	350	33			300																			
Utley Thomas	160	20		3600	250		4	3	3				14	400		70		400	500																		
Utley Josiah	40	4		1000			2				1			200				200																			
Gates John	13		47	1000				2	6					500				150																			
Christian John	40		20	1000					1				1	40				220	200																		
Pridemore George W				R				2	1				6	100				400	100																		
Utley Jonathan	40			800	100		2	3					7	300	5			200	178																		
Utley Daniel		5	40	800	30		2								32			120	140																		
Lightner James	30	40	250	6500	130		12	3		10	30	23	1000		79	40	100	500																			
Kilburn Solomon	85	50	145	4000	175	75	4	2	8		15	30	17	1200		97	156	300	300																		
Pridemore James				R	100		2	2						200		40		140																			
Lister David	50	35	35	2500	50		2	3	3	8	12	275						150	100																		
Walker James	40		60	1600	100		1	2	2		1	30	18	750	130	55	260	500	70																		
Kilburn William	100	60	165	4500	120	100	3	1	4		22		8	1000	128	128		1000	300																		
Palmer William				R					1					35		8		150			12																
Bicket John W														2	10																						
Hammond Cubber	80	20	100	4000	300		5	4		7	100	8	900	140	78		500	300																			
Finsley John W.	40		70	1700	50		1	1					2	150	50			300	200																		
Glore Oliver P	30		10	800	100		2	1					2	200				200																			
Holmes Edward	40	20	50	2000	250		5	4		5	10	14	650	60				300	100																		
Frasue William	10		30	800	30				2				3	100																							
Ramsey James	40		60	2000	100		3	3		4			3	50		70		400																			
Bushong Samuel				R	30		3	3		2	18	7	350	12		20		300	200																		
Irland Joseph	40	80	200	5000	100		4	3		6	19	12	600			25		300	200																		
Burnett Joseph	15		5	500	30		1	1						100		16		50																			
Urre Thomas	30	10		400			2	1			3	4	200			50		100	100																		
Wilson Thomas	20			400				2	1				3	250				200	140																		
Trumb Thomas	120	60	20	4000	120		3	3	2	2	45	25	600	40	60	40		600	175																		
Barce Henry				R	100		2	2					9	230	20		90	300	90																		
M. Duade John	30		10	800	30	30	1	1	2		4	5	250		25			100	120		12																
White John	30		10	800	30		1	2	2				5	250				200	100																		
															1483	504	1641	59900	2985	205	96	18	88	10	104	345	251	12365	678	972	781	10160	4663		12		
																									249		5355										

State of Missouri, enumerated by me on the First day of June, 1870.

Thos. C. Arnold, Ass't Marshal.

YEAR ENDING JUNE 1, 1870.

Cotton.	Wool.	Peas and Beans.	POTATOES.		Orchard products.	Wine.	Produce of Market Gardens.	DAIRY PRODUCTS.			SEED.			Hops.	Hemp.	Flax.	Flax-seed.	Sik cocoons.	SUGAR.		Molasses.	BEES.		Forest products.	Value of Home Manufactures.	Value of animals slaughtered or sold for slaughter.	TOTAL VALUE.		
			Bales (50 lbs.)	Lbs.				Bush.	Bush.	Bush.	Dolls.	Gallons.	Dolls.						Lbs.	Lbs.		Gallons.	Tons.					Bush.	Bush.
25	26	27	28	29	30	31	32	33	34	35	36	37	38	39	40	41	42	43	44	45	46	47	48	49	50	51	52		
			40					40																		50	210	1	
																											20	185	2
								200																				160	3
	25		30					300			8											30					100	560	4
			25					75																			50	175	5
	88		35					600			3											80					250	630	6
								250																			60	305	7
			40					200																			50	430	8
			50					75														9					30	150	9
	22		7					150														24					150	295	10
								150			5																125	290	11
			50																								20	145	12
																												75	13
			40					40																			40	240	14
			60					80																			100	325	15
			16					150			1											12				50	260	16	
			14																									140	17
	66		50					400																		200	675	18	
	70		50					700			2											30				200	920	19	
								80																		50	185	20	
	14		15					300														20				90	345	21	
	100		60					500			2															450	1265	22	
	60							310																		550	1500	23	
			50																								60	170	24
																													25
	144		20					200			12															300	1000	26	
			25					75														5				60	375	27	
																										20	120	28	
	19		10					300			5											46			100	520	29		
																													30
								100																		50	350	31	
	30		20					75														80			200	500	32		
	30							400														40			125	490	33		
			20					75																	10	80	34		
	10		25					75														50			40	200	35		
			40					50																	20	205	36		
	60		20				300	300														40			150	1060	37		
			50					150														40			75	395	38		
	10		100					75																	40	230	39		
			40																						30	180	40		
	718		1003				300	6475			38														3915	15340			

* This will include only such cheese as is made upon the farm. Milk sent to cheese factories will be regarded as milk sold off the farm.

SCHEDULE 3.—Productions of Agriculture in Medicine Township, in the County of Livingston, in the
Post Office: Farmersville



1	ACRES OF LAND.			PRESENT CASH VALUE.		7	LIVE STOCK, JUNE 1, 1870.							PRODUCE DURING THE YEAR.												
	Improved.	UNIMPROVED.		Of farm.	Of farming implements and machinery.		Total amount of wages paid during the year, including value of board.	Horses.	Mules and Asses.	Milk Cows.	Working Oxen.	Other Cattle.	Sheep.	Swine.	Value of ALL live stock.	WHEAT.		Rye.	Indian Corn.	Oats.	Barley.	Buckwheat.	T.ocs.	Tobacco.		
		No.	Wood-land.													Other unimproved.	Dolls.								Dolls.	Dolls.
2	3	4	5	6		8	9	10	11	12	13	14	15	16	17	18	19	20	21	22	23	24				
1	Beck Stephen	40		800	60		2		1				230				200	100								1
2	Clark Amos	60		1800	100		2	4	2				300				250	200								2
3	Rzal William			R			2		1				250		100		400									3
4	Whispy Aaron			R			2		2	1		5	300		160		500	300								4
5	Dart Gorbarr	280	25	400	22000	1775	350	1	2	5	3	2	13	675	160		200	150								5
6	Furrier Watson	60	10	20	2200	200		4		5		4	5	500		80		400	200							6
7	Bathgate William	50		110	1800	90		2		1		4	1	280	75			250								7
8	Bathgate John	50		110	1800	90		2		2			4	280				300	150							8
9	Brunk Edward	50	15	30	1500	100		2		3		3	12	7	45		300		300	100						9
10	England Benjamin	20		20	400			1				2		2	50				100							10
11	England Columbus	20	10	90	1800	100		3		1		2		1	180				175							11
12	Shillet Jessie	10	20	30	1500		20	2		1			2	200				50								12
13	Hill Thomas J.	30		40	1500	50		2		1		3	2	200	30			100	100							13
14	Stuart Charles	20		20	1000	100		2		3				300				50								14
15	Hill John R.	130	56	84	750	310		3		3	1	15	4	500		368		300	300							15
16	Bagley William	30		10	1000	200		2		2			6	300				50	350							16
17	Bagley George	20		40	1000	300		2		1				200				120	100							17
18	Austin William	25		15	1000	100		3		3	2		3	350		30		300	200							18
19	Weed William	10		150	350	100		2		2				250				100	150							19
20	Boyer William	35	5	80	1500			1		1			1	175				200	100							20
21	Bow James	80	20	73	4325	100		2	2		4			400		18		400								21
22	Dore Robert H.	40	40	120	3000	50		3	2	1	2		2	3	400	600		150								22
23	McDonald Alexander	60		20	1600	100		2		1				150				300	150							23
24	Staubury Martin	80		40	2500	200		3		4	2	25	10	3	800		125		120							24
25	Buckens Olley	110	20	90	4500	100		4	2	3		5	10	15	500	16	90	30	400	300						25
26	Chapman Geo W.	40	22		1200	50		6	1	2				9	575	75	96	18	300	354						26
27	Dietrich Phillip	50		35	800			2		1				3	50		40		200							27
28	Lung Jacob	200	100	300	10000	1000	500	5		12	8	15	30	20	1800		400		1500	800						28
29	Whitehead Henry	20	5		600	50		1		3		3		6	300	50			100							29
30	Roe Louis F.	30		10	800	60		3		1			3	200		100		200								30
31	Roderick John	30	20	10	1200			1		1				130		150		150	100							31
32	Marcum Elisha			80	800	100		5		3	1	17	8	450		22		200	100					13		32
33	Owens Corilton	100	60		2880	100		8	1	3				22	1175		65	50	500	200						33
34	Loug Andrew				R			2						200				300	100							34
35	Weldes John	10	10		400	50			2	1			10	10	350		35		150	50						35
36	Capliger John	40	40	40	2000	40		1		2			3	250				200	200							36
37	Whitehead Josiah	40			600	50		1		3				1	200				120							37
38	Martin John A.D.	8	12	40	800	80		4			1	8	10	250		25		100								38
39	Mays William	20	10	30	1000	100		3		2	1	12	7	375		18		200								39
40	Hodges Thomas	60	40	100	3000	75			2	1			2	300	50	90	20	100	100							40
		1988	543	2237	80705	5980	870	98	18	84	16	73	139	177	14420	1056	2163	118	10135	4454					13	

Y X V

State of Missouri, enumerated by me on the First day of June, 1870.
Thos. C. Fernald, Ass't Marshal.

YEAR ENDING JUNE 1, 1870.

Cotton.	Wool.	Fens and Beans.	POTATOES.		Orchard products.	Wine.	Produce of Market Gardens.	DAIRY PRODUCTS.			SEED.			Hops.	Hemp.	Flax.	Flax-seed.	Silk cocoons.	SUGAR.			Molasses.	BEES.		Forest products.	Value of Home Manufactures.	Value of animals slaughtered or sold for slaughter.	TOTAL VALUE.	
			Irish.	Sweet.				Butter.	Cheese.*	Milk sold.	Hay.	Clover.	Grass.						Maple.	Cane.	Hhds. (1,000 lbs.)		Wax.	Honey.					Dolls.
(150 lbs.)	Lbs.	Bush.	Bush.	Bush.	Dolls.	Gallons.	Dolls.	Lbs.	Lbs.	Gallons.	Tons.	Bush.	Bush.	Lbs.	Tons.	Lbs.	Bush.	Lbs.	Lbs.	Gallons.	Lbs.	Lbs.	Dolls.	Dolls.	Dolls.	Dolls.			
25	26	27	28	29	30	31	32	33	34	35	36	37	38	39	40	41	42	43	44	45	46	47	48	49	50	51	52		
			20					50																		25	180	1	
								80																			60	260	2
			40																								30	350	3
			25					60																				480	4
			40					75																			30	370	5
								200																			140	530	6
			50					50																			80	300	7
								100																			60	285	8
	40		50					150			1										20					130	700	9	
			20																								20	80	10
			40					50																			50	130	11
			45					60																			30	95	12
								40																			80	190	13
			50					50																			100	160	14
	30		30					250			28										25					150	880	15	
			40					150																			50	285	16
			20					80																			40	160	17
			25					200													300					50	500	18	
								50																		30	140	19	
			50					80													80							215	20
			80					120																		120	390	21	
								150													160					60	785	22	
	20							80																		80	300	23	
								200																				290	24
	20							200																		200	500	25	
			8					150			2															60	530	26	
			10					75																				165	27
								300																		150	1625	28	
			30					150													40				100	300	29		
			20					75													50				40	295	30		
																										20	275	31	
	30		20					200													25				75	327	32		
								450													20				110	650	33		
																											180	34	
	15		60					75													20				50	240	35		
			30					100																	40	245	36		
			30					150																	40	190	37		
	30							75																	80	195	38		
	30		10					200																	75	265	39		
			10					75																	150	385	40		
	310		803					4600			31														795	2615	14362		

* This will include only such cheese as is made upon the farm. Milk sent to cheese factories will be regarded as milk sold off the farm.

SCHEDULE 3.—Productions of Agriculture in Medicine Township, in the County of Livingston, in the

Post Office: Farmerville



1	ACRES OF LAND.			PRESENT CASH VALUE.		7	LIVE STOCK, JUNE 1, 1870.								PRODUCE DURING THE										
	Improved.	UNIMPROVED.		Of farm.	Of farming implements and machinery.		Total amount of wages paid during the year, including value of board.	Horses.	Mules and Asses.	Milch Cows.	Working Oxen.	Other Cattle.	Swine.	Value of ALL live stock.	WHEAT.		Eye.	Indian Corn.	Oats.	Barley.	Ruckwheat.	Rice.	Tobacco.		
		No.	No.												No.	No.								No.	No.
	2	3	4	5	6		7	8	9	10	11	12	13	14	15	16	17	18	19	20	21	22	23	24	
1					100		2						150											1	
2				R	30		2	1		1	15	8	250	27	70			300	125					2	
3	80	20	55	3000	100			2	4	4	25	5	550	52				100	150		5			3	
4				R	100		2	1					5	150										4	
5	40	10		1000	60		3	2			7	7	300	27				200	300					5	
6	40	10		1000	60		3	2		2	5	1	300	20	25			200	100					6	
7	10	40	60	5000	400	75	6	2	4		60	20	30	3000		300		1000	150					7	
8	211	175	40	10600	200		2	2	7		60	55	19	3010	10	120	90	500	500					8	
9	45	20	115	4000			2	1					22	350										9	
10	35		15	1000	50		2	1			18	1	200		19			150	100					10	
11	55	65	40	3500	100		2	2		1			15	300	15	100		250	350					11	
12	35	20	25	1600	50	100	3	1			9	4	475											12	
13	135	80	115	6600	50		7	6	2	8		4	830	21	19	14		300	250					13	
14				R	50		6	1		1	6	6	470		70			200	140					14	
15							2	2		3	16		270												15
16							1	1		1		1	130												16
17							1	1					160												17
18				20			2	1		1	4	3	215												18
19							1						100												19
20				R	50		4	2				8	400	122				50	165						20
21	200	200	200	8000	60		3	4			20	15	500		400			500	1200						21
22					100		4	1		25		6	600												22
23								2	4	4		15	730												23
24							1						100												24
25					100		4	3		8		6	750												25
26	60	40	115	4300	100		6	3				25	600		50			300	400						26
27																									27
28																									28
29																									29
30																									30
31																									31
32																									32
33																									33
34																									34
35																									35
36																									36
37																									37
38																									38
39																									39
40																									40
		946	680	780	44620	1400	175	33	7	41	2	137	180	175	234	1173	104	4050	3930		5				
														11685											



SCHEDULE 3.—Productions of Agriculture in Monroe Township, in the County of Livingston

Post Office: Bluff City

1	ACRES OF LAND.			PRESENT CASH VALUE.		7	LIVE STOCK, JUNE 1, 1870.								PRODUCE DURING THE YEAR.								24													
	Improved.	UNIMPROVED.		Of farm.	Of farming implements and machinery.		Total amount of wages paid during the year, including value of board.	Horses.	Mules and Asses.	Milk Cows.	Working Oxen.	Other Cattle.	Sheep.	Swine.	Value of all live stock.	WHEAT.		Eye.	Indian Corn.	Oats.	Barley.	Buckwheat.		Rice.	Tobacco.											
		No.	Woodland.													Other unimproved.	Dolls.									Dolls.	No.	No.	No.	No.	No.	No.	No.	Dolls.	Spring.	Winter.
		No.	No.													No.	Dolls.									Dolls.	No.	No.	No.	No.	No.	No.	No.	Dolls.	Bush.	Bush.
1	60		60	3600	150	200	3	4	2	10	10	455	70	15	100	500			25						1											
2	45	5	40	2550	100	25	4	1	1		8	560	65		100	80			21					25	2											
3	60		70	3600	120	25	5	2	1		10	500	50	35	50	200	200							25	3											
4	40			1400	100	25	2	1	2			22	500			125	100							10	4											
5	130	90		8659	250	50	5	1	2	8	20	35	955	14	186		450	720							5											
6	130	150		5500	300	70	2	2	1	2		6	585		70		500	295							6											
7	75	8	105	2560	25		3			8	4	30	394			40	75	40							7											
8	160	10		5950	200	230		4	4	2		30	1215		100	60	1650	125							8											
9	110	25		4725	100	25	5	7		10		25	1040		14		600	800							9											
10	60	10		2450	100	30	7	2		2	6	16	646		101		500	300							10											
11	40	10	20	2450													500								11											
12	15	8	25	1200	100		2	1				8	380				200								12											
13	45	20	75	4900	150	100	3	2		2		12	560	90	90		900								13											
14	25			600	50		2					9	350	30			500								14											
15	20			800	10		2	2				11	8	400			640								15											
16	100	70	70	7200	175	100	8	1	10	15	64	30	2248		70		1200	300							16											
17	30	3	10	1290	52	16	2	1		1		8	350				1000	75							17											
18	20		20	500	25	50	4	1	1	2		5	825				500	250							18											
19	40		40	2400	90		2	2	5			14	3	615		60		700							19											
20	40	20	60	4200	140	20	1	2	1			23	655				500	200							20											
21	40	10		1300	30	20		2	1			3	380		100	30	300	100							21											
22	20	7	135	4000	100	5	2	1				4	6	148		8		300							22											
23	25			125	100		2	2	2				6	250				200							23											
24	70	40	10	3000	100	100	6	5	5	16	12	500		100		700	200								24											
25	25	5	10	800			2					18	3	265			300								25											
26	40	5	20	800	25		1	1		4	2	8	230		40		300								26											
27	5			200	30		1	1		1	18	4	120				250								27											
28	25	30	25	1600	35		4	6		3	8	3	692				750	150							28											
29	40	25	15	2000	200		5	5		24		11	1495				1250	250							29											
30	40	44	66	2590	1125	25	8	3		3	40	29	900	14	56		400	112							30											
31	18			500	150	75	2	1				4	350				720								31											
32	30	10	40	2400	100	160	3	3		5	16	7	558		57		600	100							32											
33	38	100	22	4000	100	50	3	4		2	22	8	462		101		1050								33											
34	150	30	20	5000	125		2	7		20		15	815	60	100		700	40							34											
35	50	30	20	3000	100		3	1		4	22	4	400		72		50								35											
36	40	15	45	3000	125	5	6	4		9	19	18	1000		125		800								36											
37	100	100		8000	100		8	1	7	2	15	30	40	1775		75		500	100						37											
38	15			600	114		5	5				15	877		40		150	50							38											
39	40	10		1500	100	130	2	1				3	200	20	10		600	100			14				39											
40	80	60		2800	125	50	4	4		8		3	705	25	80		500	600							40											

2031 956 1023 1084 511 1636 13 14 110 2 154 344 500 25155 438 404 750 21560 5289 60 60

State of Missouri, enumerated by me on the 20th 21st 22nd & 23rd day of July, 1870.

David Rathbone, Ass't Marshal.

YEAR ENDING JUNE 1, 1870.

	YEAR ENDING JUNE 1, 1870.																									TOTAL VALUE. Dolls.			
	Cotton. (150 lbs.)	Wool. Lbs.	Peanut Beans. Bush.	POTATOES. Irish. Bush. Sweet. Bush.		Orchard products. Dolls.	Wine. Gallons.	Produce of Market Gardens. Dolls.	DAIRY PRODUCTS. Butter. Lbs. Cheese. Lbs. Milk sold. Gallons.			Hay. Tons.	SEED. Clover. Bush. Grass. Bush.		Hops. Lbs.	Hemp. Tons.	Flax. Lbs.	Flax seed. Bush.	Silk cocoons. Lbs.	SUGAR. Maple. Lbs. Cane. Hhds. (1,000 lbs.)		Molasses. Gallons.	BEES. Wax. Lbs. Honey. Lbs.		Forest products. Dolls.		Value of Home Manufactures. Dolls.	Value of animals slaughtered or sold for slaughter. Dolls.	Estimated value of all farm production, including bet-terments and addi-tions to stock.
	25	26	27	28	29	30	31	32	33	34	35	36	37	38	39	40	41	42	43	44	45	46	47	48	49	50	51	52	
1		25	10	50					200			12										80					80	2465	
2				4								2										50					10	465	
3			1	50					100			10															200	527	
4				20					300			5															60	282	
5		50							100			10															442	1255	
6				20								5	3									10		35		79	693		
7		4																									85	166	
8				60					300			15	2											300	90	14	300	3160	
9				10		63			364			8												60			180	927	
10		15																									175	505	
11				30					260													20		40			320		
12			1	40								4										8					10	180	
13				20																				50			140	650	
14																											160	430	
15		35		25					300			9														30	60	445	
16		300		30		75			144			4										100		25		200	1471		
17				100					312			6												15			12	710	
18				40					50													40					150	700	
19		40		20					208	12												20					60	754	
20		8		35		20			208			10															200	455	
21				100					200			1												100			96	1045	
22		10		5								6										5					180	380	
23																											120	100	
24		30		50					150													60		100		40	800		
25		36		25					150													130					150	272	
26		6		30					150													65					25	520	
27				5					100																		60	190	
28		25		20					150													5					200	750	
29		200							150															40			175	895	
30		66		50		40			100			3										80	10	100	50	30	223	602	
31									100																		60	375	
32		25		20		20			150															10	100	50	40	245	713
33		22		12		20			200			2															180	820	
34		30		50	5				624													120					280	935	
35				100					100			1															117	275	
36		100		80					364			2										80		60			180	915	
37		80		50		100			416			4										5		40	50	55	345	972	
38				20	6				156			2										5					356	215	
39				25		15			365			6										9					100	534	
40				20		30			520			10															320	1320	
	1104	12	1200	11	383			699	12		137	5								996	20	650	575	169	6055	35243			

* This will include only such cheese as is made upon the farm. Milk sent to cheese factories will be regarded as milk sold off the farm.



SCHEDULE 3.—Productions of Agriculture in Monroe Township, in the County of Livingston, in the

Post Office: Bluff City

Name of Agent, Owner, or Manager.	ACRES OF LAND.			PRESENT CASH VALUE.		Total amount of wages paid during the year, including value of board.	LIVE STOCK, JUNE 1, 1870.								PRODUCE DURING THE											
	Improved.	UNIMPROVED.		Of farm.	Of farming implements and machinery.		Horses.	Mules and Asses.	Milch Cows.	Working Oxen.	Other Cattle.	Sheep.	Swine.	Value of all live stock.	WHEAT.		Rye.	Indian Corn.	Oats.	Barley.	Buckwheat.	Rice.	Tobacco.			
		No.	Woodland.												Other unimproved.	Dolls.								Dolls.	Dolls.	No.
1	2	3	4	5	6	7	8	9	10	11	12	13	14	15	16	17	18	19	20	21	22	23	24			
McCook Pease	70	40	50	6400	150	400	20	6	4		20	20	30	9500	100	30	850	250								
Gudgell Robt E.	22	12	115	3000	237	75	6		2	2	3	36	8	750		53		150	200							
Gregory Spence H	460	850	1435	45700	106	1060	5	1	6		7	15	65	1800		246		36000	200							
Lewis Wm H	10		30	500			4							300				200								
Risley Monroe	120	170		11700	300	600	12	2	8		60	20	30	3180	150	200		1800	400							
Rudolph Samuel	100	10	20	4200	100	50	7		6		10		30	1545	6	300		1050	392							
Jennings Thomas	45	90		2700	200	150	3	2	4	2	4		4	870		25		800	125							
Gudgell Henry	8	7	7	600	20		1	1					16	255				200								
Bryan John	65	69		4020	125	30	10		6		10		30	1000	70	160		1000	200							
Austin Spence H	80	85		4950	200	75	7	4	5		4	18	14	1209		128		600	380							
Austin Andrew M	80	40		3600	125	145	7	4	6	2	12	29	20	1698	27	128		700	500							
Turner Benj	80	80		4000	200	200	5	2	4		15		5	1070				600	85							
Bryan A J	70	160	20	4500	150	25	4	4	3	2	4	12	20	637	65	40		800	400							
Anderson Ward	80	8		3520	200	20	7	1	6		10	25	25	1570	8	140	15	300	300							
Anderson Preston	20	20	40	1500	115	30	4		3		3	15	15	440		180		800	400							
McClure Wm	240	40		11200	400	180	2		2		6	12	17	727	40	150		300	500							
Anderson John	40	60		3000	300	210			7		13	14	25	644		60		500								
Anderson Wm H	80	40	80	3800	160	60	2	2	5		15	22	9	717		169		200	70							
Coppie Wm	80	6		2600	200	200	1	2	3		3		10	400	58	50		1350								
Coppie Stark	80			3200	125	100	2		1				6	520	25	50		2000	1000							
Crispale Franklin	120	10		3000	150	125	4	2	2		11		15	920		280		1000	75							
McClure H B	40	10		1600	250	150	5		2		5		20	565	40	30		1200	130				10			
Coppie Peter	185	110	60	9750	175	185	2	2	9		42		50	1900		450		1200	150							
Eibler Francis	70	30	110	6250	100	200	2		7		17	23	34	1147		29	70	1000	230	30						
Smith Francis A	140	30		5000	300	175	3	2	5		18	36	20	1000	44	25	25	1000								
Stone Hanson C	120	4		3720	300	20		4	7		10		5	1000	64		25	1200	400							
Coppie Alfred	65	20		2555	100	60	1		3	2	35		25	860		200		1000	100							
Dannerill John	40	40		1600	120	40	3		2		3	18	18	433		66		200	150							
Critchfield Alex	90	70		5600	100	60	10	1	4		3	40	9	800	80	150		1400	300							
Stone John E	25			750	40				2	1			3	100	12			100								
Seely Wm F	40			1400	100	10	1	1	1		1		2	184		77		520								
Stone David C	227	45	65	10110	400	157	2		2		1	15	11	405	15	75		6000	25							
Johns August	40	10	40	2700	60	210	3		3		2	7	10	400		90		50	100							
Robinson Wm H	40			1000	15		3						7	180		80		250								
Holest Samuel	30	6	10	1350	200		2		5		2	10	8	600	40			400	100			6				
Brien John R	15	30	20	1950	100		5		3		4		20	500				750	25							
Gregory P	20	15	299	7000	25	130							10	40	15			225	250							
Wilson Jas R	100	20		3600	200	150	4	1	2		6	30	30	625	100	300		1000	150						2500	
Wilson John H	30	10	2	1260	30	25	2		2	2	3	15	13	575				250								
Wright Paul W	40	10	40	2400	100	20	3		1		3		20	500				250								

3300
 2250
 2445
 198115
 5955
 6244
 164
 117
 110
 12
 365
 416
 687
 35236
 821
 405
 175
 69045
 4851
 50
 21
 2500

State of Missouri, enumerated by me on the 23, 26, 27 & 28 day of July, 1870.

David B. Bann, Ass't Marshal.

YEAR ENDING JUNE 1, 1870.																										TOTAL VALUE.						
Cotton. <small>Rales (50 lbs.)</small>	Wool. <small>Lbs.</small>	Pean and Beans.		POTATOES.		Orchard products. <small>Dolls.</small>	Wine. <small>Gallons.</small>	Produce of Market Gardens. <small>Dolls.</small>	DAIRY PRODUCTS.			SEED.			Hemp. <small>Tons.</small>	Flax. <small>Lbs.</small>	Flax-seed. <small>Bush.</small>	Silk cocoons. <small>Lbs.</small>	SUGAR.		BEES.		Forest products. <small>Dolls.</small>	Value of Home Manufactures. <small>Dolls.</small>	Value of animals slaughtered or sold for slaughter. <small>Dolls.</small>	Estimated value of stock on hand, including herds, flocks and additions to stock. <small>Dolls.</small>						
		Lbs.	Bush.	Irish. <small>Bush.</small>	Sweet. <small>Bush.</small>				Butter. <small>Lbs.</small>	Cheese. <small>Lbs.</small>	Milk sold. <small>Gallons.</small>	Wheat. <small>Bush.</small>	Barley. <small>Bush.</small>	Oats. <small>Bush.</small>					Maple. <small>Lbs.</small>	Cane. <small>(1,000 lbs.)</small>	Molasses. <small>Gallons.</small>	Wax. <small>Lbs.</small>					Honey. <small>Lbs.</small>					
		25	26	27	28				29	30	31	32	33	34					35	36	37	38					39	40	41	42	43	44
					30				100			15													180	940						
	63		10		7				400												5				140	342						
	50		70	10	80				320													10	100	50	533	19831						
			10																							100						
	60								500															30	30	1000	2159					
	60		25						884			5												280		491	2711					
			15						520																		507	702				
																							30			14	200	180				
	60		50		100				416			6												20		60	500	1755				
	60		50		38				312			7														100	700	1077				
	50		40	5	300				475			15												50	325	75	457	2334				
	50		20		400				120			3												20		330	930					
	40		20		100				520			2												250	25	160	1210					
	70		25		30				788			8													20	30	140	960				
	25		1		6				365			3												50	70	10	100	792				
			50	5	100				100			2											3		75	60	115	70	1153			
	40		100	7	200				600			80												400	25		80	1340				
	60		15						1082			2													40	35	100	450	707			
			26						183			6															650	1138				
			20						500			8															260	1635				
			5	30		8			150			7													20	50	100	1450				
																												700				
			20	20	115				260			12												5	370	75	1700	2150				
	59		60						600			20												20	2	20	60	230	1228			
	94		100						150			20														20	200	995				
			20						700			40	7											30		50	575	1740				
									208																		100	440	1875			
	39	1	25		10				156			2												3			180	335				
	60		25		50				500			3															300	1325				
	1		1		5				10																		27	82				
			50						75																		85	435				
	60		200	50	50				150																		178	3895				
			50						185			10															60	380				
			30																								30	575				
	20	5	50						365																		30	320	855			
			20		20				260																		30	650				
	20		25	1	20				200																		15	254	280			
	75		50						300																			305	1320			
	25		20						180																			124	310			
			100		50				60																							
	1191	11	1433	98	1699				1288			231	4	5												505	370	1450	1550	544	12166	73950

* This will include only such cheese as is made upon the farm. Milk sent to cheese factories will be regarded as milk sold off the farm.

State of Missouri, enumerated by me on the 28th day of July, 1870.

David Rathbone, Ass't Marshal.

YEAR ENDING JUNE 1, 1870.

	Cotton.	Wool.	POTATOES.		Orchard products.	Wine.	Produce of Market Gardens.	DAIRY PRODUCTS.			Hay.	SEED.		Hops.	T Hemp.	Flax.	Flax seed.	Silk cocoons.	SUGAR.		Molasses.	BEES.		Forest products.	Value of Home Manufactures.	Value of animals slaughtered or sold for slaughter.	Estimated value of all property, real and personal, including improvements and additions to stock.	TOTAL VALUE.
			Bales (50 lbs.)	Lbs.				Bush.	Bush.	Barter.		Cheese.*	Milk sold.						Bush.	Bush.		Lbs.	Tons.					
	25	26	27	28	29	30	31	32	33	34	35	36	37	38	39	40	41	42	43	44	45	46	47	48	49	50	51	52
1				175	3			50	300			1									25				100		80	1286
2		50		10					200			20															430	1647
3				100					300												60			100		200	800	
4				50					300			5									80			200		300	1000	
5				100								3									80					100	900	
6				80					600			5									90					2000	2800	
7				50					600												40				80	500	1100	
8				100					100												90							1000
9				100					100												60				100	600	800	
10				50					200												40				50	800	900	
11				10					200												60						400	700
12				50					100												40							650
13				100		100			300												40				50	800	1200	
14				10					50																	50	40	300
15				20					200												50						100	500
16				100					500												40				100	200	1200	
17				100																	80						200	865
18																											200	400
19				100		50			400												90				100	250	1000	
20																												
21																												
22																												
23																												
24																												
25																												
26																												
27																												
28																												
29																												
30																												
31																												
32																												
33																												
34																												
35																												
36																												
37																												
38																												
39																												
40	50			1305	3	150		50	14450			34									900			1430		6250	24348	

Worth Census sub Dist No 55 Western Dist of Missouri
 The foregoing Census Returns of Agricultural Productions in Missouri
 Township are correct & were taken according to Law & instructions
 David Rathbone
 Ass't U.S. Marshall

* This will include only such cheese as is made upon the farm. Milk sent to cheese factories will be regarded as milk sold off the farm.



SCHEDULE 3.—Productions of Agriculture in Marysville Township, in the County of Livingston, in the

Post Office: Marysville

Name of Agent, Owner, or Manager.	ACRES OF LAND.			PRESENT CASH VALUE.		Total amount of wages paid during the year including value of board.	LIVE STOCK, JUNE 1, 1870.								PRODUCE DURING THE YEAR.																														
	Improved.	UNIMPROVED.		Of farm.	Of farming implements and machinery.		Horses.	Males and Asses.	Milk Cows.	Working Oxen.	Other Cattle.	Sheep.	Swine.	Value of All Live Stock.	WHEAT.				Barley.	Buckwheat.	Rice.	Tobacco.																							
		Wood-land.	Other unimproved.												Dolls.	Dolls.	Spring.	Winter.					Rye.	Indian Corn.	Oats.	Bush.	Bush.	Bush.	Bush.	Bush.	Bush.	Lbs.	Lbs.												
	No.	No.	No.	Dolls.	Dolls.		No.	No.	No.	No.	No.	No.	No.	Dolls.	Bush.	Bush.	Bush.	Bush.	Bush.	Bush.	Lbs.	Lbs.																							
1 Miller Mary	74	30		4050	140	100	2		1			7	420	16			50	200	13																										
2 Miller A.B.	70	20	10	3600	250	270	2		1	1		1	317		150		400	90	300																										
3 Brown Wm	80	17		3400	130	250	7		4	35		14	1262		127		450	390		10																									
4 Vanstone Wellington	80	22		3400	130	25	3		3	9	1	4	583		300		800	100																											
5 Blackman Allen	120	40	40	3000	100	200	2	2	1	4		10	850		312		2000	400																											
6 Redvine John H.	100	60	30	7000		30				1		2	135	12	40	8	60																												
7 Clark Thomas M.	93	20		3455		150	3		1			3	400	20	390		200	90	122	10																									
8 Barclay John	60	93		6120	30	100	4	1	4	9	27	20	948		120		500																												
9 Comstock F.W.	80	40		5000	200	100	2		2	5		15	560		150		300																												
10 Comstock G.R.	20	40		2000	50	150	2	2	2	9		19	695		80		25																												
11 Holder John A.	70	40	10	5200	30	10	8		3	1		20	1020		90		750																												
12 Ireland Wm	80	100		5000			3	1	3	5		50	850				7000	750																											
13 Peters Calvin	40	20		2400			2		4	7	5	7	590				400	165																											
14 Falconer McNeil	40	23		2570	100				2	2	4	5	290	30	160		50																												
15 Wells Agur	100	90		10000	50	200	80	3	1	1		20	1230		240		500	200																											
16 Rockhold James	60		20	3200	25		3		2	2	2	12	575				3000																												
17 Mansfield Wm	30	130		3000	125	30	3		4			6	15	529		30		500	25																										
18 Mead & Bros	80	140		9000	125	200								60	110		600	180																											
19 Rockhold John	160	200	100	16000	330	50	4	2	6	15	100	50	950		450	100	900	300																											
20 Murry Francis	20		20	1600			2		1			3	355	23			400																												
21 Dunningham A.J.	200	180		13000	400	500	6	2	5	90	150	40	4500		200		1200	100																											
22 Gregg Thomas	97	60		6290	160	160	4	5	2	4	24	45	1080				500	50																											
23 Kistley Marcus	160	80		7200	400	520	4	4	7	17		25	1720		264		1080	300																											
24 Kistley Edmund	75	60	25	6400	300	570	3	2	5	22	27	30	1900		340		1250	460																											
25 Atkins Wm	10	70		1000	25	20	1	1	1			4	160				250																												
26 Pileg Abram	6	74		800	40	25	2		1	1	5		360																																
27 Kellan Wm	15	65		1200	25		2		2			1	9	100		22		60						25																					
28 Patterson George	4	36		600																																									
29 Maple Wm	10	36		400	25		2					6	130	3	30		50	6																											
30 Murry Sarah	15	25		600	25		4		1			10	20	680																															
31 Tomlin Michael	30	30		1600	25		3		1	1	20	14	500		60		750																												
32 Eugert Silas	25	95		3400	25	10	2	1	1	2	4	6	450				450																												
33 Beshford James	10	30		600	50	30	2					12	395				200																												
34 Gobin Layton	25	15		1000	10		2		1				400				100																												
35 Tomlin John	12	18		420	15	35	2		1			12	12	290			200	50																											
36 Sibley John	10	70		1600	75				2	2	2	3	225		50		100	200																											
37 Charles M.	10	60		2250	500	50	2	1	2			2	530		100		1000	125																											
38 Vassar Albert	7	4		600	15	62	1		1			6	130				100																												
39 Conker Wm	50			1500	25	25				1		7	75		150		300	100																											
40 Harlow Wm	15			400	10		1						10	150		50		600	120																										
Total																					2253	2205	320	155440	3905	181	24	50	60	246	294	525	26203	164	3545	108	24945	1401	405	20					25

State of Missouri, enumerated by me on the 29th July 8th day of August, 1870.

Quinn Gatchman, Ass't Marshal.

YEAR ENDING JUNE 1, 1870.

Cotton. Bales (50 lbs.)	Wool. Lbs.	Peas and Beans. Bush.	POTATOES.		Orchard products. Dolls.	Wine. Gallons.	Produce of Market Gardens. Dolls.	DAIRY PRODUCTS.			SEED.			Hops. Lbs.	Hemp. Tons.	Flax. Lbs.	Flax-seed. Bush.	Silk cocoons. Lbs.	SUGAR.		BEES.		Forest products. Dolls.	Value of Home Manufactures. Dolls.	Value of animals slaughtered or sold for slaughter. Dolls.	TOTAL VALUE. Dolls.																
			Irish. Bush.	Swet. Dush.				Butter. Lbs.	Cheese.* Lbs.	Milk sold. Gallons.	Hay. Tons.	Clover. Bush.	Grass. Dush.						Maple. Lbs.	Cane. Hhds. (1,000 lbs.)	Molasses. Gallons.	Wax. Lbs.					Honey. Lbs.															
25	26	27	28	29	30	31	32	33	34	35	36	37	38	39	40	41	42	43	44	45	46	47	48	49	50	51	52															
			12					90													5						195															
	70		100																		14			50			1230															
	80		80					1092				25									5						613	1289														
	20		120					100				10									5						225	1140														
								50													5						50	1675														
																												774														
			25	3				50				7									5						30	721														
	40		30		80			150				10															300	1026														
			100	10	150			250				6															500	10	60	1390												
			150																											50	567											
			60					100				1															50	300	880													
			200		10			100				10																			722											
			15					300				7																			500	395										
					50			50																							20	317										
			100		24			100																							100	1493										
																																400	1700									
			100					200				3																			125	591										
	125				35							25																				304	1200									
	200		50					100				15																				125	25	304	1200							
			20					50																									50	240								
	700		20		100			365				50																					200	2570	2000							
	75		10	5	10			50				12																					4	50	50	10	569	1093				
			50					250				17																							150	540	2120					
	75		70		250			200				20																							660	750	3375					
			100																																25	25	400					
																																			10		130					
								30																											5	12	1	40	25	130	763	
																																				5		100		140		
			50																																30	10	50	250	250			
																																							100	700		
	60		50					40																												7	50	115	7711			
	10		5					40																														100	50	521		
			50																																			500	75	717		
					75																																		60	195		
			25																																				25	131	321	
																																								25	150	
			25									5																												270	1072	
			50					100																																159	30	535
			175					300																																	120	600
								50																																	90	300

1455 ← 1542 ← 18 ← 184 ← 1181 ← 223 ← 699 ← 22 ← 1065 ← 244 ← 40 ← 1010 ← 51520

* This will include only such cheese as is made upon the farm. Milk sent to cheese factories will be regarded as milk sold off the farm.

SCHEDULE 3.—Productions of Agriculture in *Morrisville Township* in the County of *Livingston*, in the

Post Office: *Morrisville*



Name of Agent, Owner, or Manager.	ACRES OF LAND.			PRESENT CASH VALUE.			Total amount of wages paid during the year ending value of board.	LIVE STOCK, JUNE 1, 1870.							PRODUCE DURING THE YEAR.										
	Improved.	UNIMPROVED.		Of farm.	Of farming implements and machinery.	Dolls.		Dolls.	Horses.	Mules and Asses.	Milk Cows.	Working Oxen.	Other Cattle.	Sheep.	Swine.	Value of ALL live stock.	WHEAT.								
		No.	Wood-land.														Other unimproved.	Dolls.	Dolls.	No.	No.	No.	No.	No.	No.
1	2	3	4	5	6	7	8	9	10	11	12	13	14	15	16	17	18	19	20	21	22	23	24		
Cooper Wm J	10			2250	10			1	1	3			8	200				50	20						
Gausart Wm H	65	45		3600	65	175		7	3	10	17	12	1069	93	47		230	100							
Grant Samuel	40	40		2400	50			3	2				5	405	117	27									
Dimmonds James	114	76		4500	30	30		7	2	3			10	35	1435		300	800	150						
Goodman Peter	12			450														250	150						
Mason H. H.	50	180		5525	175	160		2	5	2			1	35	865			450	350						
Reynolds Jeremiah	30	50		2400				5	2	1					1000		100								
Eller Edna P.	5			200	15			1		1	4	9	2	200				100							
Lawson Andrew J	37	20		3990	50	40		2		1	2				440			1850							
Henderson Benjamin	10			400		25		2		1				5	250			400							
Grant Robert	110	80		3800	208	40		the crops in this farm reported by tenants																	
Reynolds Stephen	30	30		1200	100	250		5		1		1	9	30	726		150	100	40						
Keeler John	100	100		5000	260	100		10	2	6	20		50	1530		100	1000	500							
Fields Thomas	26	227		5060	350	100		6	6	1		6	20	15	1316			300	75						
Stout Jacob N & Bros	40	70		3200	100	15		2		3		4	26	20	800	50		200	35		20				
Gordon John	80	200	10	7350	100	50		2		2				6	455	100	208	300	200						
Owing Perry S.	40	110		4520	200	100		3		4	2	40		30	2120		200	1600	100						
Orland Geo. J	20	30		1500	100	200		3		2		3		18	400		130	400	100						
Austin W. P.	26	20	8	2160	125			4		4			9	15	528		75	480	250						
Clegg John	37	37		3000	100	442		2		1		2		7	440			700	120						
Wiggins Warren	55			2200	125			4	1	2		4		30	710		25	750							
Lydick Adair	200	70	40	12400	315	50		5	2	5	2	7		25	1500		80	750	250						
Cleveland James	20		20	1200	50	22		1		1				12	267		56	100	85						
Holland Wm.	25		45	1600	50	300		4		1		1		16	270		14	900	100						
Glaze H. S.	30	60	70	5000	125	40		5		4		3	8	18	831		108	350	100						
Wartman & Ball	25	44	15	4320	60			3		3		3		26	575		35	600	100				15		
Hamblin John & Sons	160	80		6000	280	30		5	1	4	4	20	25	30	1147		416	1200	600						
Austin Wm. S.	40	125	30	5850	75	130		4	3	5		5	7	11	1116		130	750	400						
Smith B. B.	60			2400	50	112		2		3		2		40	680		50	200	500						
Austin John S.	30	34	20	2520	100	50		3		2		2	8	15	410		60	25	450	200					
Austin L. C.	80	37	20	5720	150	150		7		5		16	8	9	1400		130	60	1200	285					
McCroskie Andrew	125	80	25	6000	90	200		6		4		1		14	600	80	60	35	200	265					
Carnold Joseph	45	9	3	2280	225	100		5	4	4		14	30	13	1523		63	30	500	200					
Glazier E. W.	10			500	275			2		2				5	372		120	200							
Goldman Isaac	11			550	18	50				3				4	150			220							
Wart Charles	60	10	10	2400	300	75		4	1	3		3	36	15	828	20	200	25	360	230					
Bray Cavell	120	80		4000	100	50		4	2	7		8	32	21	1107			300	319				100		
Jones Smith S.	100	20	20	4200	30	50		4		6		12		5	805		280	800	300						
Jones Thomas	120	51		5985	160	200		4		5		7		50	1255	25	81	700	200			7			
Bryan R. & Son	50	170	100	5400	75	21		3		2		3	14	8	445		160	150							

2368
2185
4576
143660
4511
3304
142
37
111
10
206
265
650
30162
185
3405
175
21670
6269
24
115

State of Nipari, enumerated by me on the 10th, 11th, 12th & 13th day of August, 1870.

David Garrison, Ass't Marshal.

YEAR ENDING JUNE 1, 1870.

Cotton.	Wool.	Peas and Beans.	POTATOES.		Orchard products.	Wine.	Produce of Market Gardens.	DAIRY PRODUCTS.			Hay.	SEED.			Hops.	Hemp.	Flax.	Flax-seed.	Silk cocoons.	SUGAR.			BEES.		Forest products.	Value of Home Manufactures.	Value of animals slaughtered or sold for slaughter.	TOTAL VALUE.		
			Irish.	Sweet.				Butter.	Cheese.*	Milk sold.		Clover.	Grass.	Maple.						Cane.	Molasses.	Wax.	Honey.	Dolls.					Dolls.	Dolls.
25	26	27	28	29	30	31	32	33	34	35	36	37	38	39	40	41	42	43	44	45	46	47	48	49	50	51	52			
								30																			60	1236		
	60		40		50			200			22												6	50	50	81	250	1200		
																											20	184		
			30		12			350																			385	1487		
																												100		
	33		125	6	200			365			4												8	60	1000	90	567	2242		
											2																	500		
	40		15				5	150																		263	70	448		
			100	15	50		50	150			5																80	1242		
			15																									200		
	5		20		60			30			7												5	50		15	150	668		
			50					12			10													100	100		1000	930		
	30		15		10			365														5	6	10	100	150	40	600	1164	
			60	6				40															30		35			344		
			40	5	50			50			25												34	10	100	1500	177	2375		
			10		100			400																			20	1850	2300	
			30					100																		50	1250	150	562	
	32				20			125																				108	738	
			15					50			5															500	8	150	1119	
			75					1448																				240	799	
			18		45			200			14													100			250	1669		
		1	15					50																				84	545	
			20					100			2																	420	665	
	30		10					100																			1600	243	600	
			30		100			500															5			61	100	463	1054	
	100		15					150															200			50	100	468	1450	
	21		50		20			300			20															50	60	165	733	
			40					200															5					300	1250	
	30		15					40			5																	65	504	
	50		75					100			6												5				30	375	1287	
	39		50					100			12																	250	527	
	100		170					624			18															40		276	1085	
	15		25					100	50																			50	268	
			120					300																				40	243	
	70		12					100			2												5			25	5	100	243	693
	72		30					400			4																	120	701	
			50					730			10																25	150	1357	
	40							150			10		6														25	17	465	900
	25							100															5						40	455

* This will include only such cheese as is made upon the farm. Milk sent to cheese factories will be regarded as milk sold off the farm.

me on the 13, 15, 17, 18, 19, 20 day of August, 1870.

Dennis Archibon, Ass't Marshal.



												SEED.		SUGAR.					BEES.		Forest products.		Value of Home Manufactures.		Value of animals slaughtered or sold for slaughter.		TOTAL VALUE.				
												Clover.	Grass.	Hops.	Hemp.	Flax.	Flax seed.	Silk cocoon.	Maple.	Cane.	Molasses.	Wax.	Honey.	Forest products.	Value of Home Manufactures.	Value of animals slaughtered or sold for slaughter.	Estimated value of all farm production, including berries, tomatoes and other items to be sold.				
Bales (150 lbs.)	Lbs.	Bush.	Bush.	Bush.	Dolls.	Gallons.	Dolls.	Lbs.	Lbs.	Gallons.	Tons.	Bush.	Bush.	Lbs.	Tons.	Lbs.	Bush.	Lbs.	(1,000 lbs.)	Gallons.	Lbs.	Lbs.	Dolls.	Dolls.	Dolls.	Dolls.					
25	26	27	28	29	30	31	32	33	34	35	36	37	38	39	40	41	42	43	44	45	46	47	48	49	50	51	52				
1			50	3				150																		40	956	1			
2			6					400																			195	1009	2		
3			15					75																			100	557	3		
4			60					1825																50	70	200	1476	4			
5			40																									770	5		
6			20		45			300			17											10	60	100	40	725	1722	6			
7	30		40					40			4																312	1212	7		
8	30		50					496													5	40		50	5	265	1495	8			
9																													9		
10	30		50		100			100																50		100	1573	10			
11	157		100					100																50			338	480	11		
12	70		50					200			29		3										50			100	1901	12			
13			100					400													5	30		300	30	331	1902	13			
14	100										10		9															770	14		
15			15					100																			60	172	15		
16	20		20					50																		25	30	213	16		
17	25		10					250				1									5	20				17	100	358	17		
18			15																								80	83	18		
19			20																		5	40					80	108	19		
20			15																								50	58	20		
21	100		40					300			10											1/2	50	50	45	624	632	21			
22			60		150			200			15														140	290	1030	22			
23			100					100			5													10		120	340	23			
24			50					670			3												40			825	1913	24			
25	150	15	50					300			2										5						120	1052	25		
26			3					700													5						40	324	26		
27	50		25					100																			425	1065	27		
28			15					150													5						54	180	28		
29			75		75			100			6										150			400		3695	1670	29			
30			30	3	300			125			15												5	50	60	20	669	1291	30		
31	200		100		50			350			210										5			500		1000	4800	31			
32	100		30					840			8										5					100	100	37	1285	2017	32
33	260		100	5	100			360			10										5					70	500	2056	33		
34			40					30			15																80	1162	34		
35			40		25			182																200			185	800	35		
36			40					547																			80	435	36		
37	30																										160	52	37		
38			30		100			730			6													20			180	1649	38		
39			40					362																20		20	50	310	500	39	
40			100					200																					1000	40	

1346 15 1644 11 945 1335 365 12 650 15 310 1940 590 1440 54591

* This will include only such cheese as is made upon the farm. Milk sent to cheese factories will be regarded as milk sold-off the farm.

State of N. H.

me on the 13, 15, 17, 18, 19, 20 day of August, 1870.

Devid Nathan, Ass't Marshal.

*State of N. H. Purchase
 Devid Nathan
 8 in the element
 this lot in view day to farm
 from cow on corner of
 do 55 best lot out of
 from milk from ship but not
 of 40 or 50 in the production in
 the quantity even in summer*

No.	SEED.											SUGAR.		BEES.		Forest products.	Value of Home Manufactures.	Value of animals slaughtered or sold for slaughter.	TOTAL VALUE.								
	Hay.	Clover.	Grass.	Hops.	Hemp.	Flax.	Flax seed.	Silk cocoons.	Maple.	Cane.	Molasses.	Wax.	Honey.	Dolls.	Dolls.					Dolls.	Dolls.						
6																		40	956								
7																		195	1009								
8																		100	537								
9													50		70		200	1476									
10																		770									
11																		10	60	100	40	725	1722				
12																							312	1212			
13																		5							40	265	1494
14																											
15																											
16																											
17																											
18																											
19																											
20																											
21																											
22																											
23																											
24																											
25																											
26																											
27																											
28																											
29																											
30																											
31																											
32																											
33																											
34																											
35																											
36																											
37																											
38																											
39																											
40																											

This will include only such cheese as is made upon the farm. Milk sent to cheese factories will be regarded as milk sold off the farm.

1346 15 1644 11 945 1335 365 1 12 650 15 310 1940 509 1440 54591

State of *Missouri*, enumerated by me on the *8, 9, 10, 12* day of *December*, 1870.

David Rathbone, Ass't Marshal.

YEAR ENDING JUNE 1, 1870.

Cotton.	Wool.	Peanut Beans.	POTATOES.		Orchard products.	Wine.	Produce of Market Gardens.	DAIRY PRODUCTS.			SEED.			SUGAR.			BEES.		Forest products.	Value of Home Manufactures.	Value of animals slaughtered or sold for slaughter.	TOTAL VALUE.						
			Irish.	Swet.				Butter.	Cheese.*	Milk sold.	Hay.	Clover.	Grass.	Hops.	Hemp.	Flax.	Flax-seed.	Silk cocoon.					Maple.	Cane.	Molasses.	Wax.	Honey.	
Dolls (100 lbs.)	Lbs.	Bush.	Bush.	Bush.	Dolls.	Gallons.	Dolls.	Lbs.	Lbs.	Gallons.	Tons.	Bush.	Bush.	Lbs.	Tons.	Lbs.	Bush.	Lbs.	Lbs. (1,000 lbs.)	Gallons.	Lbs.	Lbs.	Dolls.	Dolls.	Dolls.	Dolls.		
25	26	27	28	29	30	31	32	33	34	35	36	37	38	39	40	41	42	43	44	45	46	47	48	49	50	51	52	
1																												
2																												
3																												
4																												
5																												
6																												
7																												
8																												
9																												
10																												
11																												
12																												
13																												
14																												
15																												
16																												
17																												
18																												
19																												
20																												
21																												
22																												
23																												
24																												
25																												
26																												
27																												
28																												
29																												
30																												
31																												
32																												
33																												
34																												
35																												
36																												
37																												
38																												
39																												
40																												

Spunk Census Pub out No 55 West Dist Summ
The above figures are taken according to the census taken in this
David Rathbone
Asst U.S. Marshal

12 1/2 *16* *6 1/2* *4* *25* *29 1/2* *80* *48* *230* *230* *345* *38* *235* *14885*

* This will include only such cheese as is made upon the farm. Milk sent to cheese factories will be regarded as milk sold off the farm.

Add total of Col 51 to total of Col 52