

SCHEDULE 3.—Productions of Agriculture in Tabular Township, in the County of Marion, in the Post Office: Palmyra Mo

Name of Agent, Owner, or Manager.	ACRES OF LAND.			PRESENT CASH VALUE.		Total amount of wages paid during the year, including value of board.	LIVE STOCK, JUNE 1, 1870.								PRODUCE DURING THE YEAR.								
	Improved.	UNIMPROVED.		Of farm.	Of farming implements and machinery.		Horses.	Mules and Asses.	Milk Cows.	Working Oxen.	Other Cattle.	Sheep.	Swine.	Value of All Live Stock.	WHEAT.		Rye.	Indian Corn.	Oats.	Barley.	Buckwheat.	Rice.	Tobacco.
		No.	Wood land.												Other unimproved.	Dolls.							
1	2	3	4	5	6	7	8	9	10	11	12	13	14	15	16	17	18	19	20	21	22	23	24
Brown Francis	60	15		4500	200	100	2	3	4	8	6	600	1500										
Barter James W.	120	125		9800	100	300	6	4	8	4	30	900	600	100									
Berendge Isabella	70	50		4000	50		2	1			2	200	180										
Craze Silas	8	130		3500			2	2	3	25	15	300	120	100	200								
Gast William	50	50		3000	100		2	2			7	25	400	75	250								
Krummel Justin	40	31		3000	150		2	2			16	7	375	225									
Walter John	120	100	200	4000	400	400	4	4		30	15	850	425	200									
Kabbe Jack Hois	100	94		6000	100	600	8	1	3	4		19	1700	500	800								
Lewis Thomas George	120	120		7000	150	300	6	3		6	40	20	925	800	150								
Lucke Frederick	40	100		3200	300	500	3	5		7	16	15	650	180	500								
Moore Roy B.	200	90	50	25000	500	500	16	2	4		38	60	3200	630	2250	230							
Matthew Rufus	90	30		6000	200	500	10	2	4		11	15	30	1500	2000	400							
Gash Martin W.	90	70		6000	75	200	4	7	3		7	25	1000	350	750	100							
Fagle Eliza	100	118		9000	800	600	9	4	5		13	19	44	2400	700	650							
Tom Augusta	45	76		2500			3	2	7		2	1	18	700	400	250	100						
Geager John R.	125	35		10000	500	700	9	2	7		4	15	15	1300	1000	700							
Beder George A.	60	25		4000	200	300	4	6		4	12	20	700	600	450								
Palmer Benjamin	90	75		8000	200	500	7	8		6	40	20	950	700	400	50							
Greer Washington	10			500			2	2				6	275	75	100								
Miller Barney W.	140	100		4800	200		18	7		15		28	1775	600		60							
Hassel Peter	7			300			2	1				9	10	300									
Schofield Willa	45	30		4500	150	100	4	2		2	23	23	400	400	300								
Schofield Edward	80	80		3200	100	100	3	2				10	400	165	75	50	150						
Schofield Ell.	160	62		11000	300	200	6	7	2		72	16	3800	927	400	340							
Montgomery Ephraim	14			700	50		2						200		300								
Deriger Edward C.	14			700	25		1					1	100		420								
Jacoby Ludwig	80	39		6000	300		3	2	2		9	11	18	425	832	100	50						
Judd George W.	100	155		13000	100	200	10	2	4		5	5	30	800	800	250	50						
Young James W.	28	8	48	800	50		2	1	1				250										
Young Morca	15	40		550	50	250	2	1		1		5	300										
Young Henry Jr.	35			700	100	250	5	1	5				26	500									
Louzy Andrew	20	159		1500	50	240	5		2				7	200									
Kilmer Albert G.	30	130		1600		50	2	3	2			1	250			500							
Robb Benjamin	30			1000	25	200	4		2				2	250	450	50							
Expositi Luis	125	35		1800	150	300	8		7		15	10	950	700	1000								
Hullard Emanuel	30	72		800	50		2		3		2	20	325	300	100								
Wedge Cassel	8			450			2						3	175		400							
Show Marcellus	18			400					2	1			18	350		500							
Jackson James	20			1000			4						23	400		625							
Brown Nelson	90	70		4000	200	200	2	3		40	12	20	1600	750	500	100							
	2027	2264	298	46800	5925	4590	188	38	15	4	300	279	649	32675	16984	75	13545	1390					
	177800																						







SCHEDULE 3.—Productions of Agriculture in *Lake County, Wisconsin*, in the County of *Manitowish*, in the Post Office: *Palmyra Wis*

1	ACRES OF LAND.			PRESENT CASH VALUE.			7	LIVE STOCK, JUNE 1, 1870.								PRODUCE DURING THE										
	2	UNIMPROVED.		5	6	Dolls.		Dolls.	8	9	10	11	12	13	14	15	WHEAT.		18	19	20	21	22	23	24	
		3	4														Spring.	Winter.								
	No.	No.	No.	Dolls.	Dolls.	Dolls.		No.	No.	No.	No.	No.	No.	No.	No.	Dolls.	Bush.	Bush.	Bush.	Bush.	Bush.	Bush.	Bush.	Lbs.	Lbs.	
1	Byant Sanford	110	50		10000	600	300	12		5	4	14	1	40	1800	600		500	700							1
2	Gordon Sarah	60	20		4000	100	250	4		2					23	400	360		400							2
3	Dingle Marcus	55	5		2400	100	100	4	1	1				5	25	400	160		100	300						3
4	Kern Jacob	150	90		8200	100	500	7		6	2	20	30	36	1500	600		500	50							4
5	Hickerson Sanford	60	20		3200	100	200	4		4		5	3	18	600	400		150								5
6	Mathews Peter	60	20		2400	475	500	2		2		10	24	19	500	399		600	140							6
7	Rice William	65	15		2400	75		4		2		3		2	500	260		250	200							7
8	Yeggs Blain J.	60	105		1800	100	300	3		2		10	25	13	600	400	50	200								8
9	Ambs Daniel	60	100		4000	300	50	4		2		2		6	300	300		50	50							9
10	Gosh Joseph	25	15		1200	50		1	2	1		3		10	250	116		300								10
11	Payne Levi H	90	200		9900	100	300	14	3	5				8	11	1100	900		50	80						11
12	Anderson Henry	10			400	50		3		2				5	300	50		50								12
13	Webb George	60	53		4000	100	200	5		2		17		14	950	900		100								13
14	Keith Michael	60	60		2800			2		1				3	300	600			100							14
15	Boame John A	30	50		3500	100	150	3	1	7		8	5	7	900	430		50								15
16	Holt George W	47			1600	200				2	2			4	10	500	860									16
17	Smith Jessie	19	21		1600	50				2	1			5	450	170		300								17
18	Johnson Thomas	40	40		2000	50		8	1	1		40	20	16	2000											18
19	Dingle Winder C	300	60		10000	100	800	4	2	5		5	25	8	800	400		200	300							19
20	Hickerson William	33	7		1200	75		3						10	350	200		100								20
21	Koskinen Amos A	100	140		4000	100	100	16	4	7		8		60	1600		75	500	300							21
22	Schofield Spurt	160	80		8400	300	800	6	11	7		25	15	31	2000	500		100								22
23	Maddux John D	95	145		7200	75	100	5		3				20	15	600	500		50	140						23
24	Maddux William	70	41		3300	100	150	6		2				30	12	700	200		300	250						24
25	Lean Thomas M	100	63		4800	100		1	4	6		3	25	2	800			600	100							25
26	White Henry C	180	135		9000	225	200	6	1	3		25		6	1000	600		100								26
27	Wood John B	170	30		6000	250	250	7		4		35	30	6	1800	250		100	250							27
28	Reed John	91	10		3500	50	50	5		3		6		25	725	25		100	350							28
29	McWhe James	600	400		30000	600	500	12	35	6		35	50	30	4500	400		90	900							29
30	Hitch Clever	60	57		2700	100	50	2	1	1		3	7	14	525	150		125	50							30
31	Taylor John B	80	40		2400	100	50	7		6		2	25	14	1100	150		125	50							31
32	Casman William	60	160		4000	100		2		3		2	7	11	425	35		25								32
33	Caspar George	40	60		3000	100		5	4	5		10	33	28	1000			50	100							33
34	Towler Robert	250	250		10000	200		17		8		15	14	40	1000	260		250	300							34
35	Borman David	20			400			2		2				15	10	300			250	100						35
36	Evel Nicolas	17	5		825	100				2		3		4	100	125		180	16							36
37	Rivers Christopher	30	10		1500	75		5	4	5		8	24	4	700	34		125	125							37
38	Coatsug James	12	10		350	50				3		4	11	7	400			50								38
39	Johnson Joel	20	20		700			2	1	2					250											39
40	Nolle George	100	150		5000	100		2		2		5		4	600	230		250	50							40
		3649	2783		18760	5550	5900	197	81	133	6	326	461	599	34725	11565	125	4180	5001							

State of Missouri, enumerated by me on the 30<sup>th</sup> day of December 1872 days of July, 1870.

John Baum, Ass't Marshal.

YEAR ENDING JUNE 1, 1870.

	Cotton. Bales (50 lbs.)	Wool. Lbs.	Peas and Beans. Bush.	POTATOES.		Orchard products. Dolls.	Wine. Gallons.	Produce of Market Gardens. Dolls.	DAIRY PRODUCTS.				SEED.		Hops. Lbs.	Hemp. Tons.	Flax. Lbs.	Flax-seed. Bush.	Silk cocoons. Lbs.	SUGAR.			BEES.		Forest products. Dolls.	Value of Home Manufactures. Dolls.	Value of animals slaughtered and sold for slaughter. Dolls.	TOTAL VALUE. Dolls.			
				Irish. Bush.	Sweet. Bush.				Butter. Lbs.	Cheese.* Lbs.	Milk sold. Gallons.	Hay. Tons.	Clover. Bush.	Grass. Bush.						Maple. Lbs.	Cane. Hhds. (1,000 lbs.)	Molasses. Gallons.	Wax. Lbs.	Honey. Lbs.							
	25	26	27	28	29	30	31	32	33	34	35	36	37	38	39	40	41	42	43	44	45	46	47	48	49	50	51	52			
1									70		20																800	1700	1		
2											8																525	809	2		
3				20							15																404	609	3		
4	80		20								20													10	300	150	450	1600	4		
5				15																								750	5		
6	84			50							3																720	985	6		
7				30																							109	609	7		
8	66			50					100		3												8	40	150	250	750	8			
9				15																							200	425	9		
10				10																							200	409	10		
11	30					25						8															309	1009	11		
12																												150	100	12	
13				10		100			25		6															150	100	1200	13		
14																													900	14	
15	20																									200	225	600	15		
16																											100	875	16		
17																													350	17	
18	75																												125	18	
19	100		100		50						20				3											40	200	1200	19		
20																												125	475	20	
21	100								100		50																500	900	21		
22	50										10															50	650	1150	22		
23	54					25			100		5																250	700	23		
24	85										5															60	200	800	24		
25	60					50					10																200	700	25		
26				25																							450	800	26		
27	200		10		100						50																550	1200	27		
28											2																200	225	28		
29	300			50					50		50																900	1800	29		
30	20										3																100	450	30		
31	55										3																100	400	31		
32																													209	32	
33	68			30					250		15																100	475	33		
34	60			15							40															50	425	1200	34		
35	50																										100	350	35		
36				50		50			15																		125	360	36		
37	90			40		300					5																300	600	37		
38																												75	150	38	
39				15																							100	200	39		
40				100																							170	675	40		
	1647		655		700				710		343				3										40	10	300	1000	10290	28870	

\* This will include only such cheese as is made upon the farm. Milk sent to cheese factories will be regarded as milk sold off the farm.



State of *Missouri*, enumerated by me on the *5, 6, 7, 8, 9, & 11<sup>th</sup>* day of *July*, 1870.

*John Baum*, Ass't Marshal.

YEAR ENDING JUNE 1, 1870.

Cotton.	Wool.	Pean and Beans.	POTATOES.		Orchard products.	Wine.	Produce of Market Gardens.	DAIRY PRODUCTS.			SEED.			Hops.	Hemp.	Flax.	Flax-seed.	Silk cocoons.	SUGAR.			BEES.		Forest products.	Value of Home Manufactures.	Value of animals slaughtered or sold for slaughter.	TOTAL VALUE.			
			Irish.	Sweet.				Butter.	Cheese.*	Milk sold.	Hay.	Clover.	Grass.						Maple.	Cane.	Molasses.	Wax.	Honey.					Dolls.	Dolls.	
																														Bales (450 lbs.)
25	26	27	28	29	30	31	32	33	34	35	36	37	38	39	40	41	42	43	44	45	46	47	48	49	50	51	52			
			15								10															200	800	1		
			15																					150		100	675	2		
			25								2															120	570	3		
			15					100			6															100	400	4		
			25	25							40															285	900	5		
	70		40	20				25			12													50		425	800	6		
			20	25				25			3												8	50	500	800	1700	7		
	26			30							4															50	310	8		
	26			30							6														40	50	75	600	9	
			30					50			5															225	625	10		
	180		20	100							12															450	980	11		
	70			30							20															480	1780	12		
											5															60	350	13		
	23		50					100																		200	400	14		
	24							150																		175	325	15		
			20					25																		75	220	16		
	75		40								2													20		255	675	17		
											10															75	225	18		
			10					20			50															425	1625	19		
			10																									200	20	20
	70										6													8	40	75	250	21		
			8																								200	250	22	
								100			6															100	150	23		
											1																210	300	24	
	60		20								5													8	25	240	575	25		
	20																									100	200	26		
	50			50				50			10															600	1550	27		
	50																											190	28	
	22																											125	29	
			25	25				50																		100	295	30		
	22																									150	240	31		
	40		40								5															175	500	32		
	120		10					25																		200	520	33		
																												450	34	
	40		100	75				100																		250	1300	35		
	18							50																		150	300	36		
	50		50	35				150			10															360	1900	37		
	25																										460	600	38	
																											100	175	39	
	70		20								50															300	770	40		
	151		588		445			1020			250															8345	24740			

\* This will include only such cheese as is made upon the farm. Milk sent to cheese factories will be regarded as milk sold off the farm.





State of Missouri, enumerated by me on the 12. 13. 14<sup>o</sup> 15<sup>a</sup> day of July, 1870.

John Baum, Ass't Marshal.

YEAR ENDING JUNE 1, 1870.

	YEAR ENDING JUNE 1, 1870.																									TOTAL VALUE.				
	Cotton. Bales (450 lbs.)	Wool. Lbs.	Peas and Beans. Bush.	POTATOES. Irish. Sweet.		Orchard products. Dolls.	Wine. Gallons.	Produce of Market Gardens. Dolls.	DAIRY PRODUCTS. Butter. Cheese.* Milk sold.			Hay. Tons.	SEED. Clover. Grass.		Hops. Lbs.	Hemp. Tons.	Flax. Lbs.	Flax seed. Bush.	Silk cocoons. Lbs.	SUGAR. Maple. Cane.		Molasses. Gallons.	BEES. Wax. Honey.		Forest products. Dolls.	Value of Home Manufactures. Dolls.	Value of animals sold for slaughter. Dolls.	Estimated value of all farm produce, including bet- terments and addi- tions to stock. Dolls.		
	25	26	27	28	29	30	31	32	33	34	35	36	37	38	39	40	41	42	43	44	45	46	47	48	49	50	51	52		
1		15										2															50	150		
2		50										6															200	400		
3		7																									50	275		
4		8																									50	225		
5		24		5								30															520	750		
6		30																									400	450		
7																											50	250		
8		100		20																							200	250		
9		22							50			4															350	600		
10		60										1															200	400		
11				16																							50	180		
12		100		20								20															500	1300		
13		50										3															320	580		
14		15																									100	220		
15		50										2															200	280		
16		25																									100	150		
17		25																									100	200		
18				30																							50	210		
19		11																									50	150		
20				12					25																		50	100		
21		25																										350		
22		25		35																							50	100		
23		75							40			4															175	700		
24		75		10																								100		
25		8		25								6																900		
26		90		20								3															100	400		
27		75										15															50	450		
28									25			1															100	250		
29		80		20																							100	450		
30		50							50			8															400	700		
31		20										5															200	625		
32												8															50	500		
33																											100	300		
34				20								4																140	350	
35												5																75		
36																									50	200	490			
37				40		150			30			2															50	230		
38		75																											400	
39																												75	575	
40		50							25																		225	400		
	1165		273			150			245			129														50	3605	15465		

\* This will include only such cheese as is made upon the farm. Milk sent to cheese factories will be regarded as milk sold off the farm.



SCHEDULE 3.—Productions of Agriculture in *Jackson Township*, in the County of *Warren*, in the  
 Post Office: *Palmyra Mo*

1 Name of Agent, Owner, or Manager.	2 ACRES OF LAND.			3 PRESENT CASH VALUE.			4 LIVE STOCK, JUNE 1, 1870.									5 PRODUCE DURING THE YEAR.									
	6 Improved.	7 UNIMPROVED.		8 Of farm.	9 Of farming imple- ments and ma- chinery.	10 Total amount of wages paid for labor in- cluding value of board.	11 Horses.	12 Mules and Asses.	13 Milch Cows.	14 Working Oxen.	15 Other Cattle.	16 Sheep.	17 Swine.	18 Value of All live stock.	19 WHEAT.			20 Indian Corn.	21 Oats.	22 Barley.	23 Buckwheat.	24 Rice.	25 Tobacco.		
		26 No.	27 No.												28 No.	29 Spring.	30 Winter.							31 Rye.	32 Bush.
1	<i>Mussick John W</i>	25	55	800	100	100	2	2	2	1		8	360		40			30							1
2	<i>White Edward W</i>	65	55	3500	500	25	4	5		8		30	775		500			450	75						2
3	<i>Williams Albert</i>	95	65	4000	100	50	3	3		8	45	15	520		450			100	100						3
4	<i>Pitts James</i>	75	165	5000	200	100	5	1	3	10	20	30	870		305			500	200						4
5	<i>Deaning Alfred</i>	150	90	4500	600	500	10	5	10	20	60	60	1345		975			400	250						5
6	<i>Tamner Robert D</i>	80	80	4000	200		2	4	4		3	10	20	860		300	100	500	200						6
7	<i>Corbit James</i>	80	80	1600	100		5		1	2	1		12	700		100		50							7
8	<i>Logan James</i>	60		1200	50		5				1	15	15	665		250	25	300							8
9	<i>Kassel Elijah</i>	80	47	2400	100		4					2	2	350		300		100							9
10	<i>Carter Abigail B</i>	100	170	1900	100	100	4	2	5	12	25	40	920		300			200	100						10
11	<i>Casey Burlington</i>	60	100	2000	100		1	2	1				6	350											11
12	<i>Jackson James</i>	12	23	470	50		2							150		100		25	150						12
13	<i>Taylor James</i>	30	50	1800	75		6		3	6			700		125			300							13
14	<i>Kemp George</i>	40	60	1200	100		2	1	3		1	15	450		100			100							14
15	<i>Johnson William</i>	100	100	6000	200	300	10		7	10	15	25	1400		500			500	200						15
16	<i>Kelly James</i>	30	10	700	100		6		4	2		5	650		100			25							16
17	<i>Lovelace Nelson</i>	200	270	8000	300		9	3	9	20	40	40	1885		450			800	250						17
18	<i>Wiseman Adam</i>	100	10	200	50		3		2	1		4	325		53			100							18
19	<i>Benz Archibald</i>	70	90	4000	200		4		4	4	2	30	610		500			350	300						19
20	<i>Swisher Noah</i>	50	30	4000	100		3		3	1	6	12	400		260			100	75						20
21	<i>Moss Virginia</i>	50	30	4000	100		5		3	8	16	10	800		70			100							21
22	<i>Smith Benjamin</i>	40	30	2800			4	1				5	5	425		50			50						22
23	<i>Maddux Charles</i>	160	80	8000	200	500	8		3	2	10	50	900		700			500							23
24	<i>Lovelace Earlton</i>	50	30	1600	100	100	4	1	1		3		30	625		200			150	150					24
25	<i>Cook Winchester</i>	100	100	6000	200	300	6		4	22		20	980		600			1000	50						25
26	<i>Estlin Jackson</i>	30		300			2		1				20	275		30			500						26
27	<i>Smith George W</i>	30	32	2200	100		2	1	1				1	350		100			300						27
28																									28
29																									29
30																									30
31																									31
32																									32
33																									33
34																									34
35																									35
36																									36
37																									37
38																									38
39																									39
40																									40
	<i>1882</i>	<i>1852</i>		<i>82170</i>	<i>4025</i>	<i>2075</i>	<i>121</i>	<i>16</i>	<i>79</i>	<i>4</i>	<i>135</i>	<i>226</i>	<i>505</i>	<i>18640</i>		<i>4458</i>	<i>125</i>	<i>4500</i>	<i>2130</i>						

State of *Missouri*, enumerated by me on the *16th* day of *July*, 1870.

*John Baum*, Ass't Marshal.

YEAR ENDING JUNE 1, 1870.

Cotton. Bales (450 lbs.)	Wool. Lbs.	Peas and Beans. Bush.	POTATOES.		Orchard products. Dolls.	Wine. Gallons.	Produce of Market Gardens. Dolls.	DAIRY PRODUCTS.			SEED.			SUGAR.					BEES.		Value of animals slaughtered or sold for slaughter.	Estimated value of all farm production, including bet-tions to stock.	TOTAL VALUE. Dolls.							
			Irish. Bush.	Sweet. Bush.				Butter. Lbs.	Cheese.* Lbs.	Milk sold. Gallons.	Hay. Tons.	Clover. Bush.	Grass. Bush.	Hops. Lbs.	Hemp. Tons.	Flax. Lbs.	Flax-seed. Bush.	Silk cocoons. Lbs.	Maple. Lbs.	Cane. Hhds. (1,000 lbs.)				Molasses. Gallons.	Wax. Lbs.	Honey. Lbs.	Forest products. Dolls.	Value of Home Manufactures. Dolls.		
25	26	27	28	29	30	31	32	33	34	35	36	37	38	39	40	41	42	43	44	45	46	47	48	49	50	51	52			
								25																	100	150	1			
				50							5															300	1200	2		
	200		15								3															360	875	3		
	60		20		75			40			5															300	1300	4		
	70		125								10												25			425	1825	5		
	25		40								14															175	1060	6		
																										100	300	7		
																											500	500	8	
																											380	380	9	
	80		50								3															225	720	10		
			25																								75	75	11	
																											200	200	12	
																											400	400	13	
																											500	500	14	
			10																							100	1200	15		
	100		20								3															100	275	16		
			20																							200	1525	17		
	25		50								12															100	275	18		
	12		20		150			200																		350	1250	19		
	22							50																		200	800	20		
			20																							200	300	21		
	60				50																					220	250	22		
																										500	1450	23		
											6																50	500	24	
			10																							400	1400	25		
																												430	430	26
			20					25			4															100	450	27		
																														28
																														29
																														30
																														31
																														32
																														33
																														34
																														35
																														36
																														37
																														38
																														39
																														40
	66.3		44.5		32.5			340			61															20	4605	19890		

I hereby certify that the foregoing returns have been well and truly made, and that the enumeration of population is full and correct and all the facts required by law, have been fully collected according to the tenor of my oath of office.

*John Baum*  
Ass't Marshal

\* This will include only such cheese as is made upon the farm. Milk sent to cheese factories will be regarded as milk sold off the farm.

SCHEDULE 3.—Productions of Agriculture in Liberty Township, in the County of Marion, in the Post Office: Palmyra Mo



1	ACRES OF LAND.			PRESENT CASH VALUE.		7	LIVE STOCK, JUNE 1, 1870.								PRODUCE DURING THE YEAR.									
	Improved.	UNIMPROVED.		Of farm.	Of farming implements and machinery.		Total amount of wages paid during the year, including value of board.	Horses.	Mules and Asses.	Milk Cows.	Working Oxen.	Other Cattle.	Sheep.	Swine.	Value of ALL live stock.	WHEAT.		Rye.	Indian Corn.	Oats.	Barley.	Buckwheat.	Rice.	Tobacco.
		No.	Wood-land.													Other unimproved.	Dolls.							
	No.	No.	No.	Dolls.	Dolls.		Dolls.	No.	No.	No.	No.	No.	No.	No.	Dolla.	Bush.	Bush.	Bush.	Bush.	Bush.	Bush.	Bush.	Lbs.	Lbs.
1	Carry Francis M	75	80		8000	100	1000	8	4				60	1300		500								
2	Walz Henry C	28			4200		500																	
3	Schakel Robert	80	80		10000		200	5	3	2	6	36	500		120		150							
4	Chandler Taylor	120	136		8000	200	350	10	1	4	10	36	20	1200		800		225	100					
5	Bennett Joseph	230	115		14000	300	600	4	4	7	33	110	70	3100		1000		1000						
6	Rose Oliver	60	56		4000	1200	400	7		6	15	16	12	1400		210	15	50	30					
7	Rose Oliver	54	58		5000	400	400									50		25						
8	Gillis Joe Alexander	240	280		8000	250	800	18		10	70	46	50	3000		1600		400	200					
9	Suter John J.	120	200		4000	100	600	7	3	5	8	12	24	1400		1300		700	250					
10	Calbertson James	23			6000			1		1			4	300										
11	Hayden David W	7			500			2						200		15								
12	Foster William B	70	165		3500			2		2	2			250		200		350						
13	Goffman John T	25	55		2000	100		2		3	2	3	14	300		300		500						
14	Pratt Thomas A	26	24		1000		50	5		4	4		12	700		120		300						
15	Fordman Alexander	40			1000			2		3			6	300		60		50	100					
16	Armstrong James	40	80		1500			3		2			45	15	400									
17	Kiser John	80	100		5000	100	500	4		2	7		8	350		15		15						
18	Hartton John	10	110		1000			4	1	1			3	100		495		500	100					
19	Drescher William Sr	40	40		1600		200	4		4	4	18	15	700		180		350						
20	Higgins Henry	8	72		800			1					8	150			15	15						
21	Estwell John M		40		1400					1				50										
22	Rick Robert	10	5		1000			3		3	2		16	500										
23	Reynolds Joseph F	32	70		1500			2		4			20	8	300		43		35					
24	Thrasher Abel	58	130		3500			4		3	10	10	10	500		247		400						
25	Heather Barton	90	120		5000	100		15		1	100			600		700		200						
26	Kelton Andrew C	25	55		2000	200	600	10		3	7		20	900		600		600						
27	Moore Jacob	50	30		1200			2					5	200				50						
28	Atwell Shelton	20	20		600			4		2			8	400		50		50						
29	Barkett James	8			200			2						200										
30	Barkett J. N.	140	160		8000	200	800	15		8	2	50	50	25	1200		1000		1200	200				
31	Lougheed James S	600	200		40000	600	2000	12	1	4	4	300	50	16000		5000		2000						
32	Platt George	15	25		300			3		2			8	250				100						
33	Jacoby Ignaz	4			1200					2				50										
34	Garner John	40			2000		600	8	4	4	7		14	1500		400		2000						
35	Garner Richard	60	78		7500	150		2		2				250										
36	Gardner Andrew	60	78		7500	150		2		2				250										
37	Clark Samuel	40			3500			4		1			60	800		200		1000						
38	Bryan Thomas	110	350		20000	300	1500	8		14	16		14	2000		600		800						
39	Wyers Charles C	75	55		2500	75		2	2	7	7		19	700		350		200						
40																								
		2813	3017		198000	4525	11100	184	16	124	6	656	372	614	42300		16155	30	12900	1345				

State of Missouri, enumerated by me on the 1<sup>st</sup> 2<sup>nd</sup> 3<sup>rd</sup> and 4<sup>th</sup> day of June, 1870.

John Baum, Ass't Marshal.

YEAR ENDING JUNE 1, 1870.

1	2	3	POTATOES.		Orchard products.	Wine.	Produce of Market Gardens.	DAIRY PRODUCTS.			SEED.					SUGAR.		BEES.		Forest products.	Value of Home Manufactures.	Value of animals slaughtered or sold for slaughter.	Estimated value of all the produce, including per-tonments and additions to stock.						
			Irish.	Sweet.				Butter.	Cheese.*	Milk sold.	Hay.	Clover.	Grass.	Hops.	Hemp.	Flax.	Flax-seed.	Silk cocoons.	Maple.					Cane.	Molasses.	Wax.	Honey.		
																												Bales (450 lbs.)	Lbs.
25	26	27	28	29	30	31	32	33	34	35	36	37	38	39	40	41	42	43	44	45	46	47	48	49	50	51	52		
				150							10																1000	3000	1
											6																	800	2
											6																175	400	3
	100		30					200			10																250	1500	4
	100		40								30																1100	1500	5
			40		50						1																250	1200	6
											3																	150	7
	200		50		50			100			10																500	3000	8
	100		25		25			100																			200	2000	9
			40								6																	1000	10
																												75	11
			40																									400	12
			25																								100	800	13
			15								4																50	500	14
																											250	250	15
																										200	200	16	
																											150	1600	17
			15																									250	18
	25		150																								100	700	19
	25																										50	75	20
																											100	200	21
					50																						50	100	22
	22										1																50	150	23
											2																100	700	24
																												1500	25
																											400	1200	26
																											50	200	27
																												200	28
																											50	100	29
	150		20								6																200	2000	30
			500		500						50																3500	12000	31
			18		100																							150	32
																											75	200	33
			25					200			5																200	2000	34
																												150	35
																												150	36
			150																									1300	37
	50		150		200						20																2500	3500	38
			50								15																100	900	39
	772		1383		1125			600			185															200	10750	46100	40

\* This will include only such cheese as is made upon the farm. Milk sent to cheese factories will be regarded as milk sold off the farm.



SCHEDULE 3.—Productions of Agriculture in *Liberty Township*, in the County of *Marion*, in the Post Office: *Palmyra Mo*

1	Name of Agent, Owner, or Manager.	ACRES OF LAND.			PRESENT CASH VALUE.			LIVE STOCK, JUNE 1, 1870.							PRODUCE DURING THE									
		UNIMPROVED.			Of farm.	Of farming implements and machinery.	Total amount of wages paid during the year, including value of board.	Horses.	Mules and Asses.	Milk Cows.	Working Oxen.	Other Cattle.	Sheep.	Swine.	Value of All Live Stock.	WHEAT.		Rye.	Indian Corn.	Oats.	Barley.	Buckwheat.	Rice.	Tobacco.
		Improved.	Woodland.	Other unimproved.												Spring.	Winter.							
2	3	4	5	6	7	8	9	10	11	12	13	14	15	16	17	18	19	20	21	22	23	24		
1	Card Benjamin	190	250		2000	400	1200	10	4	18	70	24	35	3000		800		1700	200					
2	Shropshire James	15	25		1800			2		3			2	300		400								
3	Henry William H	12	18		1500			3		5			5	400										
4	Stewart John	20	30		1600		250		2	3			4	300			400							
5	Anderson Henry	50	100		1600		100	7		5	8	30	13	800		200		250						
6	McCoy Francis	30	30		600			2		1			5	200			50							
7	Johnson Obed	70	110		2000			14		3	15		35	400		140								
8	Tracy America	50	40		1000			2		2	3	5	5	200		75		150						
9	Shropshire Howard	30	140		2000			9		6	5	10	20	300		125								
10	Dickson Margaret	35	75		800			2		1			10	200			300	100						
11	Wenger George	75	125	145	2000		400	7		3			20	500		225		60						
12	Shropshire Marion	57	119		3000			2		2	2	6		300		150		100						
13	Hayden Elijah	80	120		3000		200	5	2	7	7		24	800		600		500	100					
14	Brumwell Peter	40	40	80	1600			7		4	9	6	10	700		50		100	40					
15	McCoy Franklin	40	40		800			2		3	6		6	350		270		500						
16	Stork George	30	50		800			6		2	7		18	500		200		350						
17	Violet Essieville	50	30		1000			2		2	5		10	250				50						
18	Goethman Fritz	60	95		2000	75		2		1			15	350		300		250						
19	Johnson Richard W	100	145		3500	200	150	6		5	10		25	900		250		300						
20	Sims William	180	152		2000	150	250	8		4	5		25	1000		150		250						
21	Bross John	140	100		4000	200	500	10		8	15	20	25	800		1100		200	150					
22	Bross Jacob	120	80		5000	300		8	3	7	12		25	1000		400		500						
23	Baker Susan	10			500			5		2			10	400				250						
24	Ward Ignaz	20	35		2000	50		2		2	3		20	275		300		50						
25	Wanner Thomas J.	8			1000																			
26	Sandridge Deland	50	110		2000	50	500	5		8	2	3	30	1000		140		50	50					
27	Byrnes Maurice	20	80		2500	100		2		2	15	15		300		50								
28	Garner James	40	40		2700	25		2		2	2		9	250		300		50						
29	Suit National	40	40		1200			2		1				300				100						
30	Byrnes John	150	220		4500	400	1000		3	5	25		20	700		600		500						
31	Habitz Casper C.	6			3000			2		1			2	200				100						
32	Taylor Thomas	55	10		6500	100		2	2	2			1	400		150		500						
33	Baker Thomas	14			1500	100		2	1	1			10	275		150		250						
34	Baker John	25	10		3000	100		2		2			2	250		100		100						
35	Morris Henry B	13			5000				2	1				400										
36	Schoeffe William	95	65		5000	200	500	6	3	5	20		30	1000		1130		300						
37	Taylor John H	50	55		4500	100	400	3	1	4	8			400		100		100						
38	Summers Beky	175	113		20000	300	500	7		3	2	25	80	2500		800		1200	300					
39	Moore David	40	80		4000			4	4	3	2		6	1000		100			175					
40	Dulany John	25	15		800	50		2		3				300		100								
		2304	2797	225	11730	2900	5950	104	27	142	4	284	112	557	23600	9459		9350	1325					

State of Missouri, enumerated by me on the 4<sup>th</sup> 6<sup>th</sup> and 7<sup>th</sup> day of June, 1870.

John Baum, Ass't Marshal.

YEAR ENDING JUNE 1, 1870.

Cotton. (450 lbs.)	Wool. Lbs.	Peas and Beans. Bush.	POTATOES.		Orchard products. Dolls.	Wine. Gallons.	Produce of Market Gardens. Dolls.	DAIRY PRODUCTS.			Hay. Tons.	SEED.		Hoys. Lbs.	Hemp. Tons.	Flax. Lbs.	Flax-seed. Bush.	Silk cocoons. Lbs.	SUGAR.		Molasses. Gallons.	BEES.		Forest products. Dolls.	Value of Home Manufactures. Dolls.	Value of animals slaughtered or sold for slaughter. Dolls.	TOTAL VALUE. Dolls.		
			Lish. Bush.	Sweet. Bush.				Butter. Lbs.	Cheese.* Lbs.	Milk sold. Gallons.		Clover. Bush.	Grass. Bush.						Maple. Lbs.	Cane. Hhds. (1,000 lbs.)		Wax. Lbs.	Honey. Lbs.						
25	26	27	28	29	30	31	32	33	34	35	36	37	38	39	40	41	42	43	44	45	46	47	48	49	50	51	52		
			100							25																100	3000	1	
																										100	600	2	
					100																						500	3	
			40		100																						600	4	
										1																	500	5	
			20					50		1																50	175	6	
																										150	400	7	
																										100	300	8	
	30									4																150	300	9	
		30			50																					100	500	10	
			50							5																100	500	11	
										5																100	300	12	
			20					100		5																450	1000	13	
								50		2																100	400	14	
																										200	600	15	
			20							3																100	550	16	
																											100	100	17
										2																150	800	18	
																										200	650	19	
																										100	600	20	
	65		30					100		10																200	2100	21	
	5									10																150	900	22	
			20																							150	350	23	
			20					50																		100	600	24	
																											200	200	25
			25					100		5																225	600	26	
	50																									150	350	27	
			15																							50	450	28	
																											150		29
			30							10																300	1200	30	
																										75	300	31	
			50		50					40																100	750	32	
																										50	500	33	
			15																							25	300	34	
										4																		400	35
			30							4																150	1700	36	
			50					50		5																150	500	37	
			40	20				50		1																1500	3000	38	
																										150	250	39	
																										60	350	40	
145			605	20	300			550		138															200	5835	27325		

\* This will include only such cheese as is made upon the farm. Milk sent to cheese factories will be regarded as milk sold off the farm.



SCHEDULE 3.—Productions of Agriculture in Liberty Township, in the County of Madison

Post Office: Palmyra Ind



Name of Agent, Owner, or Manager.	ACRES OF LAND.			PRESENT CASH VALUE.		Total amount of wages paid during the year, including value of board.	LIVE STOCK, JUNE 1, 1870.								PRODUCE DURING THE YEAR.									
	Improved.	UNIMPROVED.		Of farm.	Of building, implements and machinery.		Horses.	Mules and Asses.	Milk Cows.	Working Oxen.	Other Cattle.	Sheep.	Swine.	Value of all live stock.	WHEAT.		Rye.	Indian Corn.	Oats.	Barley.	Buckwheat.	Rice.	Tobacco.	
		No.	Woodland.												Other unimproved.	Dolls.								Dolls.
1	2	3	4	5	6	7	8	9	10	11	12	13	14	15	16	17	18	19	20	21	22	23	24	
1 Andig William	45	40		4000	150		2	4	7				200		300		750							
2 Crane James	60	100		3500	300	400	4	3				20	10	650		400								
3 Carter James	20			500			1	4						500										
4 Brown Morgan	12	20		700	50		2						5	100										
5 Marshall George	18			350			2						7	100		50		100						
6 Schaffer Abraham B	4	16		100			3	1					6	175				100						
7 Asah John	7	12		900			2	1		9			6	450				100						
8 White John B	175	325		9000	100	200	7	3		10			7	1000				1500						
9 Ropney Jacob	18	102		1200				2	1			5	3	300										
10 White Marcus C	90	136		4150	600	800	7	2	6		1	20	25	1000		200		700						
11 Asorner William S	105	58		3600		100	5	2		3			6	450		50								
12 Fords Charles	44	64		2200			3	2					10	600		50		300						
13 Edwards William L	145	145		14000	1000	1000	13	30	11		33	35	30	6000		400		500	1500					
14 White Thomas B	60	60		2800	100		4	2		1	1	2	500				50	300						
15 Fagon William	130	20		3000	100	500	8	4		6	19	25	900		390			200						
16 Fagon Silas M	100	103		5500	200	200	4	7	3		13		17	1185		600		500						
17 McRayolds Hugh	60	20		6000	100	150	3	2		2	6	9	425				500							
18 Ross Thomas P	20	5		2000			1	1					5	200				100						
19 Vandenberg Samuel W	85	5		4000	100		4	2					7	500				50	100					
20 Shropshire James S	200	166		15000	200	500	8	3		4	1	15	1000		400		500	1000						
21 Alterson William W	100	400		7500	100	200	4	2	5			18	5	800		200		200	50					
22 Slee Henry C	5			4000			4	3	2				4	700										
23 Smith William W	35	88		2000	100				2				6	55				360	240		12			
24 Johnson James	20	80		1800			2	1		1			2	150		45		45						
25 Pemberton James	80	80		2000			5	1	2		2		16	680		200		300						
26 Correy Samuel	20	145		3000	100		10	3		5	38	13	280				350	100					400	
27 Clay Martin	5			100			1	1						100										
28 Williams Morganet	40	40		800			2	2						150		20								
29 Kimball James	20	60		1100			3	1	1	2	2		10	500										
30 Vaughn Lorenzo	70	85		2000	100	25	4	2	7			16		745		100		250						
31 Dickson Rodrick	150	43		10000			6	1	5		15		6	900				750						
32 Avenport Fred	110	90		8000			2	4	2		4		2	900				100	400					
33 Spooner Lemuel	180	177		7000	500		3	2	5		4		5	700		190		100	500					
34 Day Fielony	200	150		14000	200	350	9		5		12		14	1500		300		100						
35 Nicheloe Richard L	20	10		3200			5	1	2		1			400				500	300					
36 Healyman Gleamm A	120	93		6000	200		12	4		6		30	2000		300		50	200						
37 Young Thomas	150	124		16500	400	900	10	2	8		52	58	48	3750		1100		500	200					
38 Brown Daniel	300	340		12000	300	500	20	3	9		40	30	50	3000		700		500						
39 Bradbury Edward	160	80		10000	500	400	4	2			20			1000		150		100	800					
40 Moneys Jacob	120	120		9000	500	100	4		5		30	40	10	1000		100		300	600					
	3349	3599		103500	6000	6325	193	66	123	4	283	312	416	36195		6305		9535	4290		12		400	

State of Missouri, enumerated by me on the 7<sup>th</sup> 8<sup>th</sup> and 9<sup>th</sup> days of June, 1870.

John Baum, Ass't Marshal.

YEAR ENDING JUNE 1, 1870.

	Cotton. Hales (450 lbs.)	Wool. Lbs.	Peas and Beans. Bush.	POTATOES.		Orchard products. Dolls.	Wine. Gallons.	Produce of Market Gardens. Dolls.	DAIRY PRODUCTS.			SEED.			SUGAR.			BEES.		Forest products. Dolls.	Value of Home Manufactures. Dolls.	Value of animals slaughtered or sold for slaughter. Dolls.	TOTAL VALUE.								
				Irish. Bush.	Sweet. Bush.				Butter. Lbs.	Cheese.* Lbs.	Milk sold. Gallons.	Hay. Tons.	Clover. Bush.	Grass. Bush.	Hops. Lbs.	Hemp. Tons.	Flax. Lbs.	Flax-seed. Bush.	Silk cocoons. Lbs.				Maple. Lbs.	Cane. Hds. (1,000 lbs.)	Molasses. Gallons.	Wax. Lbs.	Honey. Lbs.	Dolls.			
	25	26	27	28	29	30	31	32	33	34	35	36	37	38	39	40	41	42	43	44	45	46	47	48	49	50	51	52			
1				75																							50	450	1		
2				100																								750	1300	2	
3				15																								50	400	3	
4																												50	750	4	
5																												50	700	5	
6																													150	6	
7																													150	7	
8				40								18																175	300	8	
9				15		175						4															30	300	1000	9	
10																												100	1200	10	
11																												100	350	11	
12												5																75	425	12	
13		100		200								170																1000	4000	13	
14												15																	500	14	
15		60		20		200																						200	1100	15	
16				25								40																150	1600	16	
17												2																150	600	17	
18																												100	200	18	
19				100								15																200	600	19	
20				20																								250	1000	20	
21		50		40					50			10																100	600	21	
22																										800			800	22	
23				20																								90	100	400	23
24				25																								40	150	350	24
25																													425	25	
26		50		50																								25	150	500	26
27																												25	100	27	
28				100					50																				200	28	
29																												50	350	29	
30									100			33																	600	30	
31																													300	31	
32				50								60																	175	1100	32
33				14					100																			10	300	800	33
34				25		50						50																300	1400	34	
35				25																									500	35	
36				25								25																	500	1000	36
37		200		100		100						50																2000	4500	37	
38		500		100		400			100			80																1000	2000	38	
39		x																											600	39	
40		150										50																150	1200	40	
		1760		1144		925			400			577															185	800	8300	33550	

\* This will include only such cheese as is made upon the farm. Milk sent to cheese factories will be regarded as milk sold off the farm.

State of Missouri, enumerated by me on the 9<sup>th</sup> and 10<sup>th</sup> day of June, 1870.

John Baum, Ass't Marshal.

YEAR ENDING JUNE 1, 1870.

	Cotton.	Wool.	Peas and Beans.	POTATOES.		Orchard products.	Wine.	Produce of Market Gardens.	DAIRY PRODUCTS.			Hay.	SEED.		Flax.	Flax-seed.	Silk cocoons.	SUGAR.		Molasses.	BEES.		Forest products.	Value of Home Manufactures.	Value of animals slaughtered or sold for slaughter.	TOTAL VALUE.				
				Irish.	Sweet.				Butter.	Cheese.*	Milk sold.		Clover.	Grass.				Maple.	Cane.		Wax.	Honey.					Dolls.			
	Bales (50 lbs.)	Lbs.	Bush.	Bush.	Bush.	Dolls.	Gallons.	Dolls.	Lbs.	Lbs.	Gallons.	Tons.	Bush.	Bush.	Lbs.	Tons.	Lbs.	Bush.	Lbs.	Hhds. (1,000 lbs.)	Gallons.	Lbs.	Lbs.	Dolls.	Dolls.	Dolls.	Dolls.			
	25	26	27	28	29	30	31	32	33	34	35	36	37	38	39	40	41	42	43	44	45	46	47	48	49	50	51	52		
1		30		25					150			60															200	900	1	
2				50					60			6									maple 30						200	500	2	
3		200				50			100			35									maple 25						260	2400	3	
4		120		50					50			20															260	800	4	
5				150					400			18															150	1000	5	
6		48		50	5	50			200			10															1000	2500	6	
7		22		20		25			50			2															100	400	7	
8				25		50			100			15															500	1200	8	
9				25								2															100	350	9	
10				25																							100	300	10	
11				50								50															1800	3200	11	
12						400						30															1630	4000	12	
13				150		50					2000	2															770	2000	13	
14									30			15																100	100	14
15																											100	200	15	
16				250								12															175	900	16	
17												15															300	1200	17	
18				250	25			1500																				1800	1800	18
19				20				200				4																350	350	19
20				400								4																650	650	20
21				30		250			30			20												100			1000	3500	21	
22				10		50																						200	200	22
23				80	10																							200	200	23
24				100		50																					50	300	24	
25				30																							100	150	25	
26																											100	200	26	
27																												330	330	27
28								300																				600	600	28
29				20								10															50	350	29	
30																														30
31																														31
32																														32
33																														33
34																														34
35																														35
36																														36
37																														37
38																														38
39																														39
40																														40

I hereby certify that the foregoing returns have been well and truly made and that the enumeration of population is full and correct, and all the facts required by law, have been fully collected according to the tenor of my oath of office

John Baum  
Ass't Marshal

415 1740 60 975 2200 1160 2000 330 55 100 8945 30580

1770

\* This will include only such cheese as is made upon the farm. Milk sent to cheese factories will be regarded as milk sold off the farm.



SCHEDULE 3.—Productions of Agriculture in Macon Township, in the County of Macon, in the Post Office: Hammer

Name of Agent, Owner, or Manager.	ACRES OF LAND.			PRESENT CASH VALUE.		Total amount of wages paid during the year, including value of board.	LIVE STOCK, JUNE 1, 1870.								PRODUCE DURING THE YEAR.													
	Improved.	UNIMPROVED.		Of farm.	Of farming implements and machinery.		Horses.	Mules and Asses.	Milk Cows.	Working Oxen.	Other Cattle.	Sheep.	Swine.	Value of ALL live stock.	WHEAT.		Rye.	Indian Corn.	Oats.	Barley.	Buckwheat.	Rice.	Tobacco.					
		No.	Wood-land.												Other unimproved.	Dolls.								Dolls.	No.	No.	No.	No.
1	2	3	4	5	6	7	8	9	10	11	12	13	14	15	16	17	18	19	20	21	22	23	24					
Owen Edney	80			10000	1000		2		3		4			350														
" W. B. I.	80			6000	1000		2		1		6			500														
Ed R.	80			6000	1000		2		1		6		10	500														
Carlin	57			4000	1000																							
McCullough							1		1					100														
Guyby Wm							2		1					3 200														
Thos							2							100														
Wheeler J							2		4		1			325														
Blum Chas									2					2 100														
Phoe Chas									1					1 50														
Payson J							1		1					6 150														
Guyby Wm							1		1					3 150														
J. W. H.							1							40														
Holmes Henry	40			5000			12		2		1			5 300														
Priddy Wm							4							400														
Langston James	35	13		5000	50	300	6	3	5			1	15	1000	360		100											
Olney James	90	80	90	15000	100	200	7		6		3		13	1100	400		400											
Smith (Richard)	60	115		10000		75	3		1		2			6 400														
Dickson Wm	30			5000			3		2		2			7 500														
Burman Chas	12			3000	50	200	1		2		3			2 200					20									
Westfall Wm	27			7000	25	800	2		2		1			3 300					20									
Shelton Thos							1		3					2 200														
Jones	8			4000			1		1					3 175														
Smalley J. S.	15	100		4000			1	2	1		4			5 4000														
Walt G.									2					5 100														
Johnson									1					100														
W. A. H.	8			3000			2		2		3			3 400														
Morris	7			3000			1		2					6 200														
Fry Wm	7			4000		200	1		1					2 200														
Jones G. H.	9			10000			1		1					3 125														
Green Amos	3			1500			2				1			100														
Wulford Wm	14		13	10000	250	300	4		3					17 600				100										
Jackson M.							2		2		1	8	8	400														
Hawkins J.	10	222		12000	150	700	11	1	5	4	5	20	21	2000														
Stevenson	26			7000	200	100	2		3					12 400					150									
Johnson J.	60	16	6	10000	50		1		1					100														
Wardman N.	25	25		7000	200	50	5		2		4			9 2000														
Brigg B.				3000			2		2		4			25 700														
Murphy M.	35	105		10000			2		2					300														
Young J.							3		2					6 1000														

816 600 104 186500 1075 3225 68 8 51 4 50 29 175 106450 760 1140 290

State of \_\_\_\_\_, enumerated by me on the \_\_\_\_\_ day of \_\_\_\_\_, 1870.

\_\_\_\_\_, Asst Marshal.

YEAR ENDING JUNE 1, 1870.

Cotton. Bales (450 lbs.)	Wool. Lbs.	Peas and Beans. Bush.	POTATOES.		Orchard products. Dolls.	Wine. Gallons.	Produce of Market Gardens. Dolls.	DAIRY PRODUCTS.			SEED.			Flax. Lbs.	Flax-seed. Bush.	Silk cocoons. Lbs.	SUGAR.		Molasses. Gallons.	BEES.		Forest products. Dolls.	Value of Home Manufactures. Dolls.	Value of animals slaughtered or sold for slaughter. Dolls.	TOTAL VALUE. Estimated value of all farm produc- tion, including bet- terments and addi- tions to stock. Dolls.				
			Irish. Bush.	Sweet. Bush.				Butter. Lbs.	Cheese.* Lbs.	Milk sold. Gallons.	Hay. Tons.	Clover. Bush.	Grass. Bush.				Hops. Lbs.	Hemp. Tons.		Maple. Lbs.	Cane. Hhds. (1,000 lbs.)					Wax. Lbs.	Honey. Lbs.		
25	26	27	28	29	30	31	32	33	34	35	36	37	38	39	40	41	42	43	44	45	46	47	48	49	50	51	52		
1																											1		
2																												2	
3																												3	
4																												4	
5																												5	
6																												6	
7																												7	
8																												8	
9																												9	
10																												10	
11																												11	
12																												12	
13																												13	
14																												14	
15																												15	
16			88					75			12															300	800	16	
17								75																		400	1000	17	
18																										100	500	18	
19																												19	
20																												20	
21											25																	21	
22					200						5																	22	
23																										40	550	23	
24																												24	
25																												25	
26																												26	
27																												27	
28																												28	
29			200		20		100				30																1000	29	
30			20																								400	30	
31																												31	
32			200		150		300																			500	1600	32	
33			20																							140	100	250	33
34					300		300		200																			400	34
35			200	75	500		1000																			300	2000	35	
36			300		300		30																			300	1000	36	
37			50		300		30																			150	100	200	37
38			150	25		150	200			150																	1000	1000	38
39																													39
40																													40
																												10825	

\* This will include only such cheese as is made upon the farm. Milk sent to cheese factories will be regarded as milk sold off the farm.



SCHEDULE 3.—Productions of Agriculture in Madison Township, in the County of Deane, in the Post Office: Hannibal

1	ACRES OF LAND.			PRESENT CASH VALUE.			LIVE STOCK, JUNE 1, 1870.								PRODUCE DURING THE YEAR.										
	Improved.	UNIMPROVED.		Of farm.	Of farming implements and machinery.	Total amount of wages paid during the year, including value of board.	Horses.	Males and Asses.	Milk Cows.	Working Oxen.	Other Cattle.	Sheep.	Swine.	Value of ALL live stock.	WHEAT.		Rye.	Indian Corn.	Oats.	Barley.	Buckwheat.	Rice.	Tobacco.		
		No.	Wood-land.												Other unimproved.	Dolls.								Dolls.	Dolls.
2	3	4	5	6	7	8	9	10	11	12	13	14	15	16	17	18	19	20	21	22	23	24			
1	Southern	35	177		15000	200	500	1	2	2			4	550		200			50						1
2	Omanen Berry	8			2000			3		20			3	6	1200										2
3	White Pine							3		5					300										3
4	Brown Hair							2							200										4
5	do do												1		40										5
6																									6
7	Ducaly Wellin	9	80		8000			2		2			4	5	400										7
8	do do	3			1200			2		2					800										8
9	Hannan Lewis	240	40		2320			3		2			1		500			20							9
10	Hannan Lewis	5			7000			1		1					200										10
11	Richard JP	9			9000	50	1500	1		1			1		150										11
12	do do							1		1					100										12
13	do do							20							2000										13
14	do do	37			13000	50	400	2		2	2			8	400										14
15	Jordan John	48	12		1500	30		2		2	1			8	200										15
16	Holmes Henry A	27			8500		300	1		1	2		1		500										16
17	do do	80			7000			4		3			4	11	700			50							17
18	do do							20							2000										18
19	do do							10							500										19
20	do do							15							750										20
21																									21
22																									22
23																									23
24																									24
25																									25
26																									26
27																									27
28																									28
29																									29
30																									30
31																									31
32																									32
33																									33
34																									34
35																									35
36																									36
37																									37
38																									38
39																									39
40																									40

367 167 12 200 300 2900 22 6 37 3 14 42 2600 500 520 50

State of Nebraska, enumerated by me on the \_\_\_\_\_ day of \_\_\_\_\_, 1870.

St. Brown, Ass't Marshal.

YEAR ENDING JUNE 1, 1870.

	YEAR ENDING JUNE 1, 1870.																		TOTAL VALUE.														
	Cotton. (450 lbs.)	Wool. Lbs.	Fens and Demers. Bush.	POTATOES.		Orchard products. Dolls.	Wine. Gallons.	Produce of Market Gardens. Dolls.	DAILY PRODUCTS.			SEED.		Hops. Lbs.	Hemp. Tons.	Flax. Lbs.	Flax-seed. Bush.	Silk cocoons. Lbs.	SUGAR.		BEES.		Forest products. Dolls.	Value of Home Manufactures. Dolls.	Value of animals slaughtered or sold for slaughter. Dolls.	Estimated value of property including improvements and additions to stock. Dolls.							
Irish. Bush.				Sweet. Bush.	Butter. Lbs.				Cheese.* Lbs.	Milk sold. Gallons.	Hoy. Tons.	Clover. Bush.	Grass. Bush.						Maple. Lbs.	Cane. Hhds. (1,000 lbs.)	Molasses. Gallons.	Wax. Lbs.					Honey. Lbs.						
	25	26	27	28	29	30	31	32	33	34	35	36	37	38	39	40	41	42	43	44	45	46	47	48	49	50	51	52					
1																												500	1				
2										75	5184																	500	2				
3																														3			
4																														4			
5																														5			
6																														6			
7																														7			
8																														8			
9																													400	9			
10																														10			
11																														11			
12																														12			
13																														13			
14																												200		14			
15																														15			
16																														16			
17																														17			
18																														18			
19																														19			
20																														20			
21																														21			
22																														22			
23																														23			
24																														24			
25																														25			
26																														26			
27																														27			
28																														28			
29																														29			
30																														30			
31																														31			
32																														32			
33																														33			
34																														34			
35																														35			
36																														36			
37																														37			
38																														38			
39																														39			
40																														40			

I hereby certify that I have carefully collected the facts in the foregoing schedule in my sub divisions according to law and my oath of office

St. Brown  
 Asst. Marshal

Horses 177  
 Mules 172  
 Cows 110  
 Work cattle 7  
 Other cattle 64  
 Sheep 32  
 Hogs 255  
 814

\* This will include only such cheese as is made upon the farm. Milk sent to cheese factories will be regarded as milk sold off the farm.



8 Marion ~~Horton~~  
Marion



SCHEDULE 3.—Productions of Agriculture in Marion, in the County of Marion, in the

Post Office: Hannibal

1	ACRES OF LAND.			PRESENT CASH VALUE.			LIVE STOCK, JUNE 1, 1870.								PRODUCE DURING THE YEAR.								
	Improved.	UNIMPROVED.		Of farm.	Of farming implements and machinery.	Total amount of wages paid during the year, including value of board.	Horses.	Mules and Asses.	Milk Cows.	Working Oxen.	Other Cattle.	Sheep.	Swine.	Value of ALL live stock.	WHEAT.		Rye.	Indian Corn.	Oats.	Barley.	Buckwheat.	Rice.	Tobacco.
		Wood-land.	Other unimproved.												Spring.	Winter.							
	No.	No.	No.	Dolls.	Dolls.	Dolls.	No.	No.	No.	No.	No.	No.	No.	Dolls.	Bush.	Bush.	Bush.	Bush.	Bush.	Bush.	Bush.	Lbs.	Lbs.
2	3	4	5	6	7	8	9	10	11	12	13	14	15	16	17	18	19	20	21	22	23	24	
1	Brown Thomas	80		2000	200	500	2	2	1			30	300		120		500	30					
2	Shultz George	80	80	2700	200	700	2	5				6	225										
3	Goodwin R B	15	15	2000	150	150	2	1				4	300										
4	Raper G W				50	100	2	1					300										
5	Anderson Wm						2						200										
6	Roughley Wm	80		80			3	2	1			12	400				150						
7	Cambell P R	12	110	1500	100	150	2	2	1			15	300		75		100						
8	Muddy	19		1000	50		1	2	2			5	150										
9	Gipeau J R	25	15	3000	50	25	2	1				6	200		215								
10	Rush P P	70		5000	200		5	3	2	15	21	850											
11	Pepin	100	100	12000	500	800	24	2	4	2		14	1000		125		500	110					
12	Henderson O	80	80	10000	550	300	2	3				26	500										
13	Henderson S D	188	100	22000	500	1000	10	8			2	75	1500		1200		1000	300					
14	Whaley Frank	200	200	36000	500	1000	9	10	20			60	2000		1000		1000						
15	Whaley N G	80	80	22000	300	500	3	7	10			20	700		600		500	300					
16	McWilliam	220	189	30000	300	800	7	8	81	6	77	3000		700		2500							
17	Anderson Robert				150	200	8	6	35	20	20	2000		900		2500	300						
18	Jayson Wesley	75	85	10000	150	400	10	4	25	30		6	2000		700		500	430					
19	Jayson M W	100	50	11000	250	150	6	6	10	5	20	1400		220		200							
20	McRay	75	75	10000	200	350	7	1	2			6	1000		430		1000						
21	Remick	50	26	2500	150	200	1	1		3		10	200		300		700						
22	Hornick	15	88	4000	100	150	2	2				2	250		68								
23	Gibson Hannibal						2					4	150										
24	Foster	60	20	7000	50	100	5	3		3		2	700		190		150	200					
25	Gordon Wm	115	200	200	38000	300	600	4	4	12		25	900		220		750						
26	McArthur	100	20	30000	100	350	4	3	22	7	10	800		366		400							
27	Gleason A	200	40	14000			4	3				22	550				200						
28	Weldon G C						3	3				10	500		200		450	100					
29	Weldon G P	150	90	14000	200	300	8	2	15	5	20	1400		300		500	200						
30	Weldon G S						3	1	15			20	800		300		500	200					
31	Cope J J						4	2				7	600		80		900	600					
32	Binney J R	120		6000			3	2	1	10	10	450					300						
33	Bathrop B	60	32	4500	200	1200	3		4	7	20	600					300						
34	de B N P						1	3				6	300				50						
35	Johann						1	1				11	150										100
36	Burke						5	4	10	00		800											
37	Ellis G Y	90	20	7000	100	250	6	5	1	3		50	1200		300		250						
38	McCreary M H	55		3500	100	350	7	5	1			15	1550				100	150					
39	McClure G	50		3500	200	350	3		4	2		4	1180			20	100	250					
40	Worthington P C	20	180	14000	200	300	8	2	2	22	13	20	2000										

2400 1971 380 20200 4500 5780 5950 75 75 24 80 119 297 95 721 2655 627 40 4900 112 100

State of \_\_\_\_\_, enumerated by me on the \_\_\_\_\_ day of \_\_\_\_\_, 1870.

*W. Brown*, Ass't Marshal.

YEAR ENDING JUNE 1, 1870.

	Cotton. Bales (50 lbs.)	Wool. Lbs.	Peas and Beans. Bush.	POTATOES.		Orchard products. Dolls.	Wine. Gallons.	Produce of Market Gardens. Dolls.	DAIRY PRODUCTS.			SEED.			Hops. Lbs.	Hemp. Tons.	Flax. Lbs.	Flax-seed. Bush.	Silk cocoons. Lbs.	SUGAR.		Molasses. Gallons.	BEES.		Forest products. Dolls.	Value of Home Manufactures. Dolls.	Value of animals slaughtered or sold for slaughter. Dolls.	TOTAL VALUE. Dolls.	
				Irish. Bush.	Sweet. Bush.				Butter. Lbs.	Cheese.* Lbs.	Milk sold. Gallons.	Hay. Tons.	Clover. Bush.	Grass. Bush.						Maple. Lbs.	Cane. Hhds. (1,000 lbs.)		Wax. Lbs.	Honey. Lbs.					
	25	26	27	28	29	30	31	32	33	34	35	36	37	38	39	40	41	42	43	44	45	46	47	48	49	50	51	52	
1		31	3	15					50																		200	500	
2																												200	500
3																												150	300
4																													
5																													
6																												75	90
7																												100	150
8																												250	300
9																												75	150
10																												250	350
11		30	3	15																								300	550
12																												500	600
13				100		100																						550	3100
14																												600	2000
15																												500	1475
16				50		130																						800	2275
17		30		25		100			100																			700	2534
18																												500	1180
19		60							250																			300	600
20		80				10																						1000	1700
21						25			50																			250	800
22																												300	350
23																												500	1250
24				30		30			50																			500	1250
25		25				15			150																		50	400	725
26									50																			600	600
27																												250	280
28																												100	560
29																												200	710
30																												200	700
31																												300	500
32																												200	500
33		40																										150	200
34																												250	250
35																												100	200
36																												500	600
37		10		10		5																						350	350
38																												350	550
39																												1500	1500
40		30	6	250		395			250																		50	1000	1600
	380	6	245		410				600																		50	1250	28349

\* This will include only such cheese as is made upon the farm. Milk sent to cheese factories will be regarded as milk sold off the farm.



SCHEDULE 3.—Productions of Agriculture in Miller Township, in the County of Harrison, in the Post Office: Hannibal

Name of Agent, Owner, or Manager.	ACRES OF LAND.			PRESENT CASH VALUE.		Total amount of wages paid during the year, including value of board.	LIVE STOCK, JUNE 1, 1870.								PRODUCE DURING THE									
	Improved.	UNIMPROVED.		Of farm.	Of farming implements and machinery.		Horses.	Mules and Asses.	Milk Cows.	Working Oxen.	Other Cattle.	Sheep.	Swine.	Value of all live stock.	WHEAT.		Rye.	Indian Corn.	Oats.	Barley.	Buckwheat.	Rice.	Tobacco.	
		Wood-land.	Other unimproved.												Spring.	Winter.								
	No.	No.	No.	Dolls.	Dolls.		No.	No.	No.	No.	No.	No.	No.	Dolls.	Bush.	Bush.	Bush.	Bush.	Bush.	Bush.	Bush.	Lbs.	Lbs.	
1	2	3	4	5	6	7	8	9	10	11	12	13	14	15	16	17	18	19	20	21	22	23	24	
Weaver A B	75		25	8000	125	125	2	1			14	5	250											
Dudley Jr R	225	175		16000	400	1000	12	2	7	2	90	110	80	17000		800		1000						
Weiss Robert	7			1000			1		1					100			75							
Warter Sarah	60	40	20	8000	125	100	5		3				30	700		400		1500	200					
Haynes T	110	50		9600	125	100	6		3				7	850		400		800						
Wenderson	130	200	100	17000			7		3		33		75	1750		600		300	100					
Smarr John	100	60	30	12000	100	200	5	3	6		4	11	30	1400		300		800	300					
Brown Robert	35		60	4000	100	100	2		2				5	350		100		125						
Oran Nathan	25	30		3300	25	100	1							100						25				
Hearnes Chris	80	75		16000	100	150	6	2	4		3		25	1500		500		1500	200					
Brown Wm	47	18	63	8300	100	200	3		2		15	6	25	600		500		1800	200					
Ray Frank	160	100	40	15000	100	200	6		4		10	4	4	900				300	300					
Whaley	75	30		5000	100	200	5	1	3		2	35	35	1000		150		350	300					
McCall R J	100		38	4000	100	150	3		4		4	12		500		50			100					
Boyer John R	50	50	77	9000	100	100	6	1	7	2	2	30	7	1200		200	20	500	400					
Mason Wm	90	36		7600	75	100	6	3	5		8	20	12	1800		450		150	400					
Gilbert Baxter	40	4		5000	50	150	3	1	1		2	30	17	600		250		375						
Lisson Megan	160	40		12000	200	150	7		7			14	40	1000		800		250	200					
Jones Martha	50	80		7000	50	75	3		2			10		380		70								
Chinner John C	76	130	10	13000	50	150	7	1	3		9	30	25	1400		125		500	100					
Turner George S	10			800	20	75	2		1			7		250		130		50						
Brown G W	50		180	8000	150	250	2		2			6	25	300		550		400	200					
Turner Wm	150	55	195	16000	200	500	9	2	5		6	20	18	1600		500		500						
Barber William	90	60	80	12000	150	300	3	1	5		8		10	700										
Bird William	300	340		6000	500	500	8	1	7		35	115	20	2000		500			200					
Eggleston John	75	145		12000	200	250	4	1	7		3		20	1400		260								
Chapman Gt	60	50		7000	75	250	2	2	2		10			300		300		300	200					
Thompson Geo A	750	1057		70000	300	1000	25	5	10		180	20	3300		200		500	300						
Lafayette Sargent	80	80		8000			2		2			2	20	450		150			50					
Heatch Wm	50	50		10000	75	400	8		3			28	15	1000										
Atkins Henry	75	35	30	8000	500	500	5		4		3		10	500		300			300					
James Sam	120	80		12000	100	200	6	2	3		10		24	1400		375		375	350					
Collier G F	80	20	20	8000	100	300	4	1	4		6		15	1200		200	120	200	100					
Gentry William	160	60	80	15000	50	100	3	2	4		4		23	1100		230		500						
Glenn Stephen	80	50		10000	50	250	4	2	5		4		16	1300										
Lear James	32	4		2000			2		3		2		17	400		200		1000	100					
Whaley Sargent	290			44500	100	300	6		2		3		60	1000		1400		500	800					
Turner John P	90	70		12000	150	350	4	2	6		3	21	40	1100		2000		300	200					
McReynolds (Mary)	280	250	300	48000	200	500	6		2		2		50	1100		500		1100						
Steffen John	100	100	45	14000	250	500	7		5		5	3	35	1100		1500			50					

4597 372 138 5000 50 605 - 08 25 4 9 24 2 15 200

State of \_\_\_\_\_, enumerated by me on the \_\_\_\_\_ day of \_\_\_\_\_, 1870.  
 \_\_\_\_\_, Ass't Marshal.

YEAR ENDING JUNE 1, 1870.

Cotton. Bales (50 lbs.)	Wool. Lbs.	PEAS AND BEANS.		POTATOES.		Orchard products. Dolls.	Wine. Gallons.	Produce of Market Gardens. Dolls.	DAIRY PRODUCTS.			Hay. Tons.	SEED.		Flax. Lbs.	Flax seed. Bush.	Silk cocoons. Lbs.	SUGAR.		Molasses. Gallons.	BEES.		Forest products. Dolls.	Value of Home Manufactures. Dolls.	Value of animals slaughtered or sold for slaughter. Dolls.	Estimated value of all farm produc- tion, including her- termans and addi- tions to stock. Dolls.		
		Bush.	Bush.	Bush.	Bush.				Butter. Lbs.	Cheese.* Lbs.	Milk sold. Gallons.		Clover. Bush.	Grass. Bush.				Maple. Lbs.	Cane. Hhds. (1,000 lbs.)		Wax. Lbs.	Honey. Lbs.						
25	26	27	28	29	30	31	32	33	34	35	36	37	38	39	40	41	42	43	44	45	46	47	48	49	50	51	52	
																										100	200	
	200		300		100						25															3000	4000	
																										100	100	
			500		100																					300	1000	
			1000		20																					500	1500	
			120																							700	1200	
	30				20						40															500	1500	
																										150	500	
																											400	
			300					50																		800	1800	
	50																									1000	1000	
											100															1000	2200	
	15		100					100				10														700	1000	
	50										30												12	54	75	500	700	
	150							50			70															750	1000	
	100		1	50		100																				500	1500	
	100										8															450	700	
	80										30															750	2000	
	300										10															75	500	
	100										20															600	1000	
																										150	200	
			125		75			200			4															300	1000	
	18							200			15															500	1200	
																										200	3000	
	300		150		50						80															1500	2000	
				10				200			10															400	750	
				100							100															500	1800	
	500																									1000	1000	
					25			50			4															300	500	
					100																					500	1000	
			250		60						6															300	1000	
					100						25															1000	1500	
			50		150			50																		1000	1000	
					50						25															500	1000	
	50		30					50			15															300	1000	
	50																									300	1000	
																										500	1000	
	80							200																		500	1500	
																										300	800	
	20										2															500	2000	

\* This will include only such cheese as is made upon the farm. Milk sent to cheese factories will be regarded as milk sold off the farm.

2100 2975 140 120 950 640 10 12 54 75 2225 46350



SCHEDULE 3.—Productions of Agriculture in *Wells Township*, in the County of *Mason*, in the

Post Office: *Wells*

1	ACRES OF LAND.			PRESENT CASH VALUE.		7	LIVE STOCK, JUNE 1, 1870.								15	PRODUCE DURING THE YEAR.								24	
	2	UNIMPROVED.		5	6		8	9	10	11	12	13	14	16		WHEAT.		18	19	20	21	22	23		
		No.	Wood-land.													Other unimproved.	Doll.								Doll.
<i>Wells John</i>	74			8400	200	800	3	2	3			17	600	1000	1000										
<i>King J. C.</i>	167			10000	750	200	4		4	12		30	1000												
<i>Merrill William</i>							5		3	2		9	700												
<i>Rechie Cyrus</i>	175	125	55	16000	200	300	11	2	7	10		50	2000	1100		1500	200								
<i>William W. L.</i>	100	57		9500	200	350	6		2	4		60	1800	600		200									
<i>Ellis Wm</i>	90	70		8000	300	200	4		1	2	9	9	750	650		80									
<i>Wenning</i>	30		50	2000	200	100	1		2	1	4	9	250												
<i>Mitchell</i>	50	50	25	4500	100	200	8		5	3	5	3	1300	200		500	150								
<i>Mitchell G.</i>	100	100	170	22000	500	200	8	4	4	16		35	2300	250		750	150								
<i>Davis Agt</i>	127		70	12000			8	1	2			16	600	600		500	175								
<i>Shaver H. S. Agt</i>	210		10	13000			3		4	12		14	800	800		800	300								
<i>Barkley</i>	150		50	15000	400	700	7		6	20	50	50	1800	750		300									
<i>Bass M. Agt</i>							5	2	3	25		50	1600	850		600									
<i>Smarr A.</i>	125	35		9600	100	300	7		5	5		30	1100	600		750	200								
<i>Smith Geo.</i>	50	100	10	4000	50	200	2		1	2		4	300												
<i>Bracewell D.</i>	55	15		2500		250	3	1	1	5		5	650	130		180	100								
<i>Baker John</i>	14	6		1600	25		1					2	120			125									
<i>Wimmer</i>	100	50	50	15000	300		7	4	5	10	5	40	2600	1900		1500									
<i>King Thos. Jr.</i>	71	65		7000	800		8		4	12		18	1300	460		1000									
<i>Wagner A.</i>	65	55		8000		150	4		2			7	500	550		750	400								
<i>Shield P. H.</i>	160	40	20	12500	300	200	9		7	11	15	65	1750	450		900									
<i>Stacy A.</i>	180	60	7	12000		400			2				300												
<i>Turner Wm</i>	20	15		2000			4		2		1	3	350	66											
<i>Maupin Geo.</i>	120	50		10000			7		2	2	3	10	500	90											
<i>Turner F. H.</i>	70	55		7500		300	6	4	4	4		30	2150	200		500	100								
<i>Turner George</i>	170	40		9600		250		2	5	10		20	800	150		500	100								
<i>Gregory Squire</i>	26			1000																					
<i>Loan O. P. H.</i>	90	40		13000	500	400	6	1	2	2		12	1000	800		200	400								
<i>Polmer Wm</i>	60	40		6000		250	3		3	1		24	500	700		120									
<i>Near Thomas</i>	100	100		6000	100	360	6		4			21	900	550		300									
<i>Turner B. N. Agt</i>	40	20		5000	50	250	7		1			1	150	130											
<i>Polk Geo.</i>	42	30		1500	40		2		3	7		4	300			30									
<i>Hershey S.</i>	70	30	20	7000			3		3	3		12	500	190		175									
<i>Hershey George</i>	70	30		6000	500	425	5		4	9	16	9	1100	260	150	750	50								
<i>Wood Geo.</i>	60	20		4000	150	150	4	1	15				1125	200		500	200								
<i>Lounsbury Mack</i>	70	120	10	13000	200	150	6		11			17	1400			100	100								
<i>Maupin Geo.</i>	60	100		6000	350	30	2		2	4		3	300												
<i>Loan Thos</i>	75	26		7000	300	75	2		1			4	200												
<i>Rupner M. H.</i>	55			5000	50		2						200				200								
<i>Nelson Geo.</i>	80	70		7500	300	400	3		2	5		14	500	250		200									

3360 1664 560 109500 6035 7910 105 26 102 17 196 107 24 2448 1244 14293 150 14790 3225

State of *Massachusetts*, enumerated by me on the \_\_\_\_\_ day of \_\_\_\_\_, 1870.

*W. Brown*, Ass't Marshal.

YEAR ENDING JUNE 1, 1870.

Cotton.	Wool.	Peas and Beans.	POTATOES.		Orchard products.	Wine.	Produce of Market Gardens.	DAIRY PRODUCTS.			Hay.	SEED.		Hops.	Hemp.	Flax.	Flax-seed.	Silk cocoons.	SUGAR.		Molasses.	BEES.		Forest products.	Value of Home Manufactures.	Value of animals slaughtered or sold for slaughter.	Estimated value of all farm produce, including betterments and additions to stock.	
			Irish.	Sweet.				Butter.	Cheese.*	Milk sold.		Clover.	Grass.						Maple.	Cane.		Wax.	Honey.					
Bales (450 lbs.)	Lbs.	Bush.	Dash.	Bush.	Dolls.	Gallons.	Dolls.	Lbs.	Lbs.	Gallons.	Tons.	Bush.	Bush.	Lbs.	Tons.	Lbs.	Dash.	Lbs.	Hds. (1,000 lbs.)	Gallons.	Lbs.	Lbs.	Dolls.	Dolls.	Dolls.	Dolls.		
25	26	27	28	29	30	31	32	33	34	35	36	37	38	39	40	41	42	43	44	45	46	47	48	49	50	51	52	
																											1400	
																												500 2450
	40				15						6																100 900	
	60		75								4																500 300	
																											350 450	
	12																										300 600	
			30		40			50			88																500 1500	
			20		20			75			10																1000 1800	
	15		100	100	200		250				20																300 2500	
																												1000 1200
			3000																									300 2500
																												250 300
			30					100			95																	100 500
			75		160						14																	1000 3500
					400						4																	500 2000
																												250 1500
	35							300			35										50							750 1650
					200			25		10																		500 500
			140		150						10																	300 400
																												150 300
																												350 600
																												100 500
																												500
			100		700		100	100			20												300					400 1000
					100			25			9																	500 1200
								100																				250 600
			50		30			50																				150 300
					5		250																					75 300
								300																				300 500
	50		50					250			37																	300 700
					35			100			5																	1000 2000
	60				50						10																	500 500
			25		25						2																	100 200
																												150 200
																												250 300
					50			125			25																	500 1000
	272		3045		2425		350	1300			10									40		300				13000	38200	

\* This will include only such cheese as is made upon the farm. Milk sent to cheese factories will be regarded as milk sold off the farm.



SCHEDULE 3.—Productions of Agriculture in Northampton, in the County of Massachusetts, in the Post Office: Northampton

Name of Agent, Owner, or Manager.	ACRES OF LAND.			PRESENT CASH VALUE.			LIVE STOCK, JUNE 1, 1870.								PRODUCE DURING THE										
	Improved.	UNIMPROVED.		Of farm.	Of farming implements and machinery.	Total amount of wages paid during the year, including value of board.	Horses.	Mules and Asses.	Milch Cows.	Working Oxen.	Other Cattle.	Sheep.	Swine.	Value of ALL live stock.	WHEAT.										
		No.	Wood-land.												Other unimproved.	Dolls.	Dolls.	Dolls.	No.	No.	No.	No.	No.	No.	Dolls.
1	2	3	4	5	6	7	8	9	10	11	12	13	14	15	16	17	18	19	20	21	22	23	24		
Dowley Noah	75	75		10000			2		2		2	10	400					150	400						
Lowin Fred	25	15		2000	20		2		4				300			180	40	180							
Meenan John	70	70		7000	200	100	6	1	8	7	25	20	850			400		150	150						
Berthel Wm							2					10	200												
Mcampin							2		4	2	13	11	30	1000		500		300	40						
Bush Geo S	200	160		76000	300	2400	6	4	6	4	160	50	100	9300		1100		1800	300	15000					
Isaac							5		2				10	500											
Weller R D	10	10		1200			2		2				5	200				150	100						
McArthur Wm				5000	150	100		2	3					350											
Bush Geo	130	110		16000	50	400	5	2	3		6		19	1000		600		800							
Hoarlan	84			5000	150	100	4	1	7		7			700		350		100	100						
Hilwell J A	40	18		4800	75	100	3						9	300											
Walker Richd	30	60	10	4000	75	100	7		10		7	6	30	1100		200		200	200						
Young A J Wm	400	30		50000			5		4		1		10	700											
Sutton D	1			1000			1		1				4	100											
Andrus	8	14		2000		4	1		1					100											
Wauke Lane	30	30		6400	75	50	2		2	2			5	300				150							
Brown S J	120	62		9000	200	300	3		2		40		14	7200		1150		1000	100						
Dyer Benj	25	5		3000			2		2				1	250											
Wolm Wm							2		1					200											
Meredith Mr B	80	29		10000	50		5	2	2		4		3	800											
Warren William	80			5000	150	100	4		7		20		25	700		350		100	100						
Proctor Thos							3	2	2		4		10	450											
Goodwin R B							2		2		1		6	500											
Amos H Wm							1		1		1			150											
Walter Robert							1		1					100											
Robt Thomas							1		2					150											
Wm Wm									7		1			120											
Wm Wm							1		2					140											
Wm Wm									7		1			100											
Wm Wm							1		2					150											
Wm Wm									7		1			100											
Wm Wm							1		2					150											
Wm Wm									7					100											
Wm Wm							1		1					140											
Wm Wm							1		1					100											
Wm Wm							1		1					100											
Wm Wm							1		2					140											
Wm Wm							1		1					100											
Wm Wm							1		2					100											
Wm Wm							1		2					100											

1511 1679 10 157200 1495 12050 12 68 4 320 94 280 19950 480 40 4950 1190

State of \_\_\_\_\_, enumerated by me on the \_\_\_\_\_ day of \_\_\_\_\_, 1870.

Ass't Marshal.

YEAR ENDING JUNE 1, 1870.

Cotton.	Wool.	Peas and Beans.	POTATOES.		Orchard products.	Wine.	Produce of Market Gardens.	DAIRY PRODUCTS.			SEED.			Hops.	Hemp.	Flax.	Flax-seed.	Silk cocoons.	SUGAR.		Molasses.	BEES.		Forest products.	Value of Home Manufactures.	Value of animals slaughtered & sold for slaughter.	TOTAL VALUE.		
			Irish.	Sweet.				Butter.	Cheese.*	Milk sold.	Hay.	Clover.	Grass.						Maple.	Cane.		Wax.	Honey.						
Bales (450 lbs.)	Lbs.	Bush.	Bush.	Bush.	Dolls.	Gallons.	Dolls.	Lbs.	Lbs.	Gallons.	Tons.	Bush.	Bush.	Lbs.	Tons.	Lbs.	Bush.	Lbs.	Hhds. (1,000 lbs.)	Gallons.	Lbs.	Lbs.	Dolls.	Dolls.	Dolls.	Dolls.			
25	26	27	28	29	30	31	32	33	34	35	36	37	38	39	40	41	42	43	44	45	46	47	48	49	50	51	52		
	20																									200	350		
	90				25			200			3													90		150	600		
																											500	1000	
	30						25				18																100	400	
			50		100		25	100																			100	1000	
								300			6																15000	15000	
																												200	
			20					50			2																750	1500	
	30				50			150			4															500	800		
	30		10					200																				500	
																												500	
			200				400	200																				600	
							300	200																				500	
							300	200																		5000	3000		
			60		200			100			8																	400	
																												550	

200 340 390 1050 1150 40 4

This will include only such cheese as is made upon the farm. Milk sent to cheese factories will be regarded as milk sold off the farm.

90 22300 20900





SCHEDULE 3.—Productions of Agriculture in Waller Township, in the County of Madison, in the Post Office: Waller

Name of Agent, Owner, or Manager.	ACRES OF LAND.			PRESENT CASH VALUE.			LIVE STOCK, JUNE 1, 1870.								PRODUCE DURING THE								
	Improved.	UNIMPROVED.		Of farm.	Of farming implements and machinery.	Total amount of wages paid during the year, including value of board.	Horses.	Mules and Asses.	Milk Cows.	Working Oxen.	Other Cattle.	Sheep.	Swine.	Value of all live stock.	WHEAT.		Rye.	Indian Corn.	Oats.	Barley.	Buckwheat.	Rice.	Tobacco.
		No.	Wood-land.												Other unimproved.	Dolls.							
1	2	3	4	5	6	7	8	9	10	11	12	13	14	15	16	17	18	19	20	21	22	23	24
<del>Harley D</del>							3		5		5			8 600									
<del>W. M. Williams</del>										2				100									
<del>Bruggs</del>									1		2			1 00									
<del>Thomson Chas</del>							1	1	2		4			2 200									
<del>Neal James</del>										2		11		20 500									
<del>Gibson John</del>										1				5 100									
<del>Olson John</del>									1		2			5 000									
<del>Parker Robert</del>							1							100									
<del>Turson Lewis</del>	80 80				1700		4		5		9			10 000									
<del>Johnson James</del>							1		1		1			4 150									
<del>Gibson Jas</del>							1		1		2			4 125									
<del>Lamon Henry</del>									1		1			5 100									
<del>McNeill John</del>							1		2		3			5 250									
<del>Masterson Sam</del>							2		2		5			10 500									
<del>Goetzell M</del>							1		2		3			6 200									
<del>Clayton Thos</del>	80				5000		2		2		5			7 500									
<del>Adams George</del>							1		1		2			5 125									
<del>Minor Thomas</del>							1		1					5 100									
<del>Bison G</del>							1		2		1			3 150									
<del>Stovall Jacob</del>							1		2		1			1 50									
<del>Noton James</del>										2		1		5 125									
<del>Manuel Luther</del>							1				3			2 100									
<del>Chittenden</del>										1		4		1 00									
<del>Hermany Mary</del>										1		1		4 100									
<del>Buallin David</del>											1			4 150									
<del>Barnes Andrew</del>										1		3		3 100									
<del>Young Philip</del>										1		2		5 100									
<del>Edwin Thomas</del>							2		2		2			5 250									
<del>Scott James</del>										1				10 100									
<del>Colman J. C.</del>							1		2		2			5 200									
<del>Wendell</del>							1		1		2			1 50									
<del>Greenham Thos</del>									2		2			4 150									
<del>Armed Road</del>							2		2		3			3 00									
<del>Kempen W. B.</del>										2		2		6 200									
<del>Payson W. H.</del>							1		1		2			4 200									
<del>Lacey James</del>										1		1		6 200									
<del>Wagner John</del>										1		2		4 100									
<del>Parker James</del>							2				1			1 200									
<del>Schubert John</del>							1		1					4 100									
<del>Waller John</del>							2		2					10 300									
							55		60		84		4	187	9240								

160 80 10000 10000 6 7 14 17 1500





State of \_\_\_\_\_, enumerated by me on the \_\_\_\_\_ day of \_\_\_\_\_, 1870.

\_\_\_\_\_, Ass't Marshal.

YEAR ENDING JUNE 1, 1870.

Cotton. Bales (50 lbs.)	Wool. Lbs.	Peas and Beans. Bush.	POTATOES.		Orchard products. Dolls.	Wine. Gallons.	Produce of Market Gardens. Dolls.	DAIRY PRODUCTS.			Hay. Tons.	SEED.		Hops. Lbs.	Hemp. Tons.	Flax. Lbs.	Flax seed. Bush.	Silk cocoons. Lbs.	SUGAR.		Molasses. Gallons.	BEES.		Forest products. Dolls.	Value of Home Manufactures. Dolls.	Value of animals sold for slaughter. Dolls.	TOTAL VALUE. Dolls.	
			Irish. Bush.	Sweet. Bush.				Butter. Lbs.	Cheese.* Lbs.	Milk sold. Gallons.		Clover. Bush.	Grass. Bush.						Maple. Lbs.	Cane. Hhds. (1,000 lbs.)		Wax. Lbs.	Honey. Lbs.					
25	26	27	28	29	30	31	32	33	34	35	36	37	38	39	40	41	42	43	44	45	46	47	48	49	50	51	52	
1																											1	
2																												2
3																												3
4																												4
5																												5
6																												6
7																												7
8																												8
9																												9
10																												10
11																												11
12																												12
13																												13
14																												14
15																												15
16																												16
17																												17
18																												18
19																												19
20																												20
21																												21
22																												22
23																												23
24																												24
25																												25
26																												26
27																												27
28																												28
29																												29
30																												30
31																												31
32																												32
33																												33
34																												34
35																												35
36																												36
37																												37
38																												38
39																												39
40																												40

*I hereby certify that I have carefully  
collected all the facts in the foregoing  
Schedule to my satisfaction according  
to law and my duty.*

*A. M. M. M.  
Asst. Marshal*

\* This will include only such cheese as is made upon the farm. Milk sent to cheese factories will be regarded as milk sold off the farm.



SCHEDULE 3.—Productions of Agriculture in Round Grove Township in the County of Marion, in the  
Post Office: Palmyra Mo

1	ACRES OF LAND.			PRESENT CASH VALUE.		7	LIVE STOCK, JUNE 1, 1870.								PRODUCE DURING THE											
	Improved.	UNIMPROVED.		Of farm.	Of farming imple- ments and ma- chinery.		Total amount of wages paid to laborers including value of board	Horses.	Mules and Asses.	Milch Cows.	Working Oxen.	Other Cattle.	Sheep.	Swine.	Value of ALL live stock.	WHEAT.										
		Wood-land.	Other unim- proved.													Dolls.	Dolls.	No.	No.	No.	No.	No.	No.	No.	Dolls.	Spring.
	No.	No.	No.	Dolls.	Dolls.		Dolls.	No.	No.	No.	No.	No.	No.	No.	Dolls.	Bush.	Bush.	Bush.	Bush.	Bush.	Bush.	Bush.	Bush.	Lbs.	Lbs.	
2	3	4	5	6	7	8	9	10	11	12	13	14	15	16	17	18	19	20	21	22	23	24				
1	Scott John M.	100	230		4950	200	300	8	1	4		23.51	31.10	89	200		150	300							1	
2	Kalls William D	90	120		2570	150		6	3	4		14.55	25.11	90	125		50	100							2	
3	Lovoy John	20	80		1000	100		2		1				12	300										3	
4	Scott Samuel	75	85		1600	100		8		2		2.15	18.77	70	100		40	100							4	
5	Whitaker Hawg	13	27		400	50		1	1	1		1.10	6.20	0	11	5	5	20							5	
6	McElroy Jesse	10			300	50		2		2				10	250		50	50							6	
7	McPike Edward	200	280		8000	200		10		3		15.40	30.12	40	200	30	1000	200							7	
8	Robert John	45	75		2000	150		6		1		10.13	12.67	5	150		100	50							8	
9	Jefford Noah	100	100		3000	200	150	4				5.60	60.70	0	365		150	100							9	
10	Whitaker Thomas	30	10		600			2		2		4.14	10.40	0	54	20	200								10	
11	Campbell Smith	50	30		1200			7		4		4.16	27.85	0	136		300								11	
12	Johnson Barr	60	60		1500			5		3		5.10	8.70	0	200		100	200							12	
13	Kaden William	20	20		450			2		2			3.30	60	25	10									13	
14	Leffler Robert W.	140	180		12000	150	400	5	2	6		13.17	40.12	40	250		200	250							14	
15	Crane Amos	100	86		3000	75		3		4		4.13	17.52	0	188		100								15	
16	McChristy Willie	65	118		3000			7		2		6.25	25.80	0	160	30	250								16	
17	McChristy Marcus	65	85		1600	100		5		2		24.1	4.25	0	97	50	250	50							17	
18	Crane Thomas	20	80		800	50		4		2		6.3	3.75	0											18	
19	Duncan John	100	60		2500	150		10		3		15.20	9.00	0	185		125								19	
20	Mason Silas	40	27		5000	100	100	6		2		3.9	17.65	0	50		650	100							20	
21	Marks Bay Willie	150	170		5000	125		8	3	5		8.21	12.12	0	442		100	200							21	
22	McChristy Willie	50			800			4		1			3.00												22	
23	Bowles Gustav	300	575		8150	125	200	8	2	8		15.130	40.500	0	200		20	50							23	
24	Davis John G.	25			500			4		2		2.21	4.00	0	200		100	100							24	
25	Judith Elwood	25			300			3	1	1		1.5	2.40	0											25	
26	Samuel George	100	100		5000	100		3		1		3.10	18.40	0	200		350	100							26	
27	Halley John D.	37	10		2000		25			1		1.1	3.50	0	30		40								27	
28	Hygel David	10			700			2		2		1.4	2.50	0	44		25	30							28	
29	Schroeder Henry	80	80		1600	50	100	3		2		1.9	3.10	0	200		25								29	
30	Mason Hawey W.	100	165		3500	200	250	11	2	7		20.20	20.13	0	75		160								30	
31	Kerrick Steven	50	30		1200	150	300	2		2			3.30	100		125									31	
32	McPike William	100	120		2700	150	300	8	2	1		14.45	30.12	45	200		375	800							32	
33	McPike William	200	120		4800	200	700	6	3	4		36.9	25.13	70	400		500	400							33	
34	Gullion Elijah	100	250		5200	100	150	8	3	6		9.15	9.12	40	375		400								34	
35	Banks Henry P.	200	200		4000	200		11		7		10.36	19.10	85	224		500	200							35	
36	Smoot Isaac N.	60	70		2000	50		5		3		2.18	10.59	0	140		525								36	
37	Dunn Gilbert	45	35		1500	25		2		1		9.15	10.38	0	105	35	100	240							37	
38	Hudsonson Willie	20			400			2		1			2.50												38	
39	Dunn William	60	100		2500	50		6	1	2		7.10	7.20	0	100		150	120							39	
40	Salle William	60	140		1700			3		2		2.16	6.30	0			150	50							40	
		3115	4097		109000	3450	2975	202	24	112		232	334	626	27155	2616	195	6580	4555							

State of Missouri, enumerated by me on the 19<sup>th</sup> 20<sup>th</sup> day of July, 1870.  
John Baum, Ass't Marshal.

YEAR ENDING JUNE 1, 1870.

Cotton. (450 lbs.)	Wool.	Peas and Beans.	POTATOES.		Orchard products.	Wine.	Produce of Market Gardens.	DAIRY PRODUCTS.				SEED.		Hemp.	Flax.	Flax-seed.	Silk cocoons.	SUGAR.			BEES.		Forest products.	Value of Home Manufactures.	Value of animals slaughtered or sold for slaughter.	Estimated value of all farm produce on hand and additions to stock.	TOTAL VALUE.				
			Irish.	Sweet.				Butter.	Cheese.*	Milk sold.	Hay.	Clover.	Grass.					Hops.	Maple.	Clare.	Molasses.	Wax.						Honey.	Dolls.	Dolls.	Dolls.
25	26	27	28	29	30	31	32	33	34	35	36	37	38	39	40	41	42	43	44	45	46	47	48	49	50	51	52				
	120										40															200	900	1			
	175										9																100	425	2		
	50										5																50	125	3		
	35		10																								120	350	4		
	30		10																								75	125	5		
			15																								50	175	6		
	80		50					50			26																50	785	1540	7	
	40							50			2																225	525	8		
	110										2																100	125	750	9	
	40		30		40						1															50	50	375	10		
	40		15																								180	420	11		
	20																											275	550	12	
	33		20		20			100			6																	100	275	13	
																											150	500	14		
	55										8																225	385	15		
	30																										180	480	16		
	45		20								8																270	600	17		
	18																										50	100	18		
	30							50																			525	700	19		
	30		20								2																225	675	20		
	75				15			50			5																10	225	800	21	
	200							50			10																	225	325	22	
			15																									500	530	23	
	40		20								6																	150	460	24	
			25																									50	100	25	
			15																									50	575	26	
																													125	27	
																													130	28	
																												100	290	29	
																												200	300	30	
																												390	570	31	
	60		15								20																	10	415	1260	32
	50										20																		1000	1600	33
	75							30			40																	210	1100	34	
	75							50			50																	225	1275	35	
	45										3																	100	625	36	
	25																											255	420	37	
	50										3																	100	250	38	
								50			1																	100	300	39	
	50		30																									75	325	40	
	1720		310		45			480			26																	8330	21205		

\* This will include only such cheese as is made upon the farm. Milk sent to cheese factories will be regarded as milk sold off the farm.

SCHEDULE 3.—Productions of Agriculture in Round Grove Township in the County of Manion, in the

Post Office: Palmyra Mo



1	ACRES OF LAND.			PRESENT CASH VALUE.		7	LIVE STOCK, JUNE 1, 1870.								PRODUCE DURING THE YEAR.									
	Improved.	UNIMPROVED.		Of farm.	Of farms, imple-ments and ulti-chnery.		Horses.	Mules and Asses.	Mich Cows.	Working Oxen.	Other Cattle.	Sheep.	Swine.	Value of all live stock.	WHEAT.		Rye.	Indian Corn.	Oats.	Barley.	Buckwheat.	Rice.	Tobacco.	
		Wood-land.	Other unim-proved.												Dolls.	Dolls.								Spring.
	No.	No.	No.	Dolls.	Dolls.		No.	No.	No.	No.	No.	No.	No.	Dolls.	Bush.	Bush.	Bush.	Bush.	Bush.	Bush.	Bush.	Lbs.	Lbs.	
1	Richard August	35	45		800	200		6	4	3	18	11	680		243		60	40						1
2	Waddell Phil	20			200			5	2		10	10	525		100		125	75						2
3	Benedict Frederick	15	17		900	50		5	5	4	20	10	600		106		100							3
4	Benedict William	50			500			3	1	1	6		304		164		100	48						4
5	Green John	20	20		400			2	3	2		4	325		150		60							5
6	Scott John	25	45		700			5	3	1	24	8	500		110		50	500						6
7	Scott Samuel R.	22			300			2	1			9	250	14	30		25							7
8	Kelly James F.	40	76		1000	50		3	3		20	8	350		170		50							8
9	Couser Joseph	20	60		800			6	3	8		2	575											9
10	Hier Howard	15	15		500			3	1	1	2	5	375		40		50							10
11	Scott Samuel S.	25	65		900	100		2	1	3	10	14	400		100		75	30						11
12	Schallenberg Benjamin	50	70		600			4	3	5	12	3	450		200		50							12
13	Benedict Henry	13	32		400			1	1	1		5	200		67		60							13
14	Weatherly George	100	300		4000	100		2	4	7	28	28	550		300	90	250	300						14
15	Garnard Edward	100	157		4000	100	50	3	2	2	11	15	410		200		240							15
16	Dean's Matthew	30	50		1200			3	1	1	12	10	390		16		100							16
17	Hopkins E. E.	65	25		4000	100	50	10	6	5		20	1100		155		25	100						17
18	Wiseman Alexander	35	5		1000			4	1	3	2	9	600		88		125							18
19	Kirkman Brown	50	30		2000			7	6	2		8	750		100		100	250						19
20	Weatherly George	100	140		3600	100		4	3	1	10	10	470		45		60	220						20
21	Eulow Thomas	35	25		1200	100		2	1	2		3	300		40		350	200						21
22	Johnston Abraka	45	85		2400			5	5		17	20	520		60		250	200						22
23	Lindley Alexander	20	60		1000			2	2		11	6	330		50		50							23
24	Wiseman Jonathan	60	140		3000	100	200	7	5	1	17	16	750		105		200	200						24
25	Lake Benjamin	60	160		1200			5	3	2	5	22	11	700		144		245						25
26	Logan James	15	35		500			5	1	3	5	7	5	710		40		40	160					26
27	Dary James	10	20		300			2	2	1		2	300				25	50						27
28	Gaine Edmund	70	70		4000	200		3	4	5	12	10	450		150		50	90						28
29	Owen Asbury	15	25		400			2	1	1		4	325				300							29
30	Becker Robert	60	140		4000	350		8	2	8	40	8	830		75	30	50	100						30
31	Bowls Eli	35	45		1200	100		3	5	4	10	4	500		58		40							31
32	Shultz Lavita	25	55		800	100		2	1	2		5	400		43	20	100							32
33	Lake Saul K.	35	300		3000			5	5	1	12	7	600		133	50	50	30						33
34	Man Samuel	40	40		1600			4	3	3	7	6	500		75									34
35	Lake Charles E.	5	35		250			2			6	3	250											35
36	Schofield Merion	40	260		2000	100		2	1	1	12	8	300		100		50	250						36
37	Peake William	50	110		1000	100		2	2	2	2	6	5	410		140		20	200					37
38	Tucker James W.	12	28		3000			2	1	1		13	370		95									38
39	Gibson Henry	40	40		1000	100		4	3	2	1	5	17	720		23		100	200					39
40	Shumate Edward	30	100		1500	100		3	1	2	4	20	19	630		69		40	140					40
		1612	3195		6150	2150	300	149	10	107	8	90	396	372	19695		3784	190	2765	4353				

State of *Missouri*, enumerated by me on the *21<sup>st</sup> & 22<sup>nd</sup>* day of *July*, 1870.

*John Baum*, Ass't Marshal.

YEAR ENDING JUNE 1, 1870.

Cotton.	Wool.	Peas and Beans.	POTATOES.		Orchard products.	Wine.	Produce of Market Gardens.	DAIRY PRODUCTS.			SEED.			Flax.	Flax-seed.	Silk cocoons.	SUGAR.		Molasses.	BEES.		Forest products.	Value of Home Manufactures.	Value of animals raised on farm for slaughter.	Estimated value of all farm production, including betterments and additions to stock.												
			Bales (450 lbs.)	Lbs.				Bush.	Bush.	Dolls.	Gallons.	Dolls.	Lbs.				Lbs.	Gallons.		Tons.	Bush.					Bush.	Lbs.	Tons.	Lbs.	Hhds. (1,000 lbs.)	Gallons.	Lbs.	Lbs.	Dolls.	Dolls.	Dolls.	Dolls.
	25		20								8								24						285	495	1										
	30																								110	350	2										
	60							100											8	25					120	410	3										
	15		15																						75	320	4										
	71										4														175	370	5										
	40																								75	450	6										
	40							50			1														75	210	7										
																											220	8									
											3														50	100	9										
	5																		3	30					75	210	10										
	25		10																						105	300	11										
	24																			8	10				225	440	12										
																									106	225	13										
	90		10								3									8	22				180	750	14										
	40										10														90	435	15										
	30																								50	200	16										
			30								3									5	50				200	500	17										
	15																			5	25				125	290	18										
			15																	8	15				100	310	19										
	20		10								1									8	12				75	260	20										
			40																						120	470	21										
	40		15																	5	30				200	570	22										
	40										1									8	20				200	210	23										
	47		15					25			10											20	40		250	675	24										
	30		8								14														230	395	25										
	40		12					30																	125	215	26										
																											125	27									
	40		10								10									5	15				200	435	28										
																				8	40				100	375	29										
	80		20								15									50					150	525	30										
	25																								75	250	31										
																									50	150	32										
	33		10					50																	155	375	33										
	20		10					25												8	30				60	200	34										
																									50	100	35										
	20		20								5														200	475	36										
	20		10					25			6														90	410	37										
																										105	210	38									
	18							50			2														100	205	39										
	40																								225	350	40										
	1023		280					355			93														4980	13505											

\* This will include only such cheese as is made upon the farm. Milk sent to cheese factories will be regarded as milk sold off the farm.



SCHEDULE 3.—Productions of Agriculture in Round Grove Township, in the County of Manion, in the  
 Post Office: Palmyra Wis



1	ACRES OF LAND.			PRESENT CASH VALUE.		7	LIVE STOCK, JUNE 1, 1890.								PRODUCE DURING THE YEAR.									
	2	UNIMPROVED.		5	6		8	9	10	11	12	13	14	15	WHEAT.		18	19	20	21	22	23	24	
		3	4												16	17								
No.	No.	No.	Dolls.	Dolls.	Dolls.	No.	No.	No.	No.	No.	No.	No.	Dolls.	Bush.	Bush.	Bush.	Bush.	Bush.	Bush.	Bush.	Lbs.	Lbs.		
1	Hindman David R.	30	40	50	2500	100		2	2			7	250				200	125						
2	Bohon Joseph H.	65	55		1800	100		2	2	2		4	13	10	350	40		125	100					
3	Hanison David	160	97		3750	100		2		3		3	15	5	375	100		150	100					
4	Morton Samuel P.	5	25		120			2		1		1	4	5	200	15		50						
5	Early Martin	5	5		150			1		1		1			100									
6	Bohon John D.	40	80		1200	150		4		3		3	9	8	350	50	80	50	100					
7	West John	60	60		1200	100		2	1	3		2	12	5	325	65	100		150					
8	Sanford John R.	80	80		1600	150		7		3		6	100	25	675	175		50	250					
9	McCann Thos J.	100	180		3500	300		10	2	3		45	70	20	1400	275		250	300					
10	Ravencraft Wm	10	30		400			1		1		2		1	200	20		20						
11	Winchell Jenni	30	50		850	75		5	1	5		9		8	700	40		375						
12	Fisher Elijah	80	80		1500			2		2		1	6	3	400				130					
13	Appelbey Asa	35	45		800			7	2	3		2		19	775	20		500	200					
14	Shumate Joseph	40	60		1000	150		4		3		3	20	9	475	40	10		20					
15	Beach Dennis	30	50		450	75		2		3		3	15	10	400									
16	Shumate John D.	45	90		1500			3		1		1	12	15	325	95	24		150					
17	Parker Geny D.	75	117		3500	150		4		2		5	30	10	500	100		50	250					
18	Kerrick John	27			550			5		4			15	7	375				50	200				
19	Jaman George	20	344		3475			3		1		1	8	17	250	48		25	150					
20	Hickman Samuel	110	40		2500	100		6	1	4		25	40	20	1000	40			400					
21	Killebrew William	5	25		2000			4		3		4		9	300	30								
22	Mann Hawy J.	55	105		1500			4	2	5		8	8	18	600	20		50	100					
23	Hicks John D.	40	50		1350			3		2		1		15	200	15	0		100	100				
24	Crow William	16			300			2		2				2	175	21								
25	Blackwood Frank	9			400			2		1				2	200									
26	Adams Joseph	15			1200			3		2		5	20	6	400	20			25					
27	Turpin John W.	110	100		3200	200	250	6		2		17	20	10	600	20	80		300	400				
28	Brown Edward S.	32	108		2100	200		2		1		2		18	200	20			200	100				
29	Johnston David C.	200	250		6000	200	150	8	2	10		40	100	20	1700	25	60		300					
30	Vanarsdall James D.	80	60		2100	100		7		3		1	36	14	450	50			375					
31	Warksbury Isaac S.	60	20		1600			2		3		2	15	6	300	32			500	100				
32	Darr Marshal C.	115	45		2500	100		5		4		8		30	475	45			30	100				
33	Daw Samuel J. F.	70	200		2500			6		3		3	20	2	500	40			100					
34	Engleb. Elishua	60	60		1800			2	3	3		2	45	16	700	100			150					
35	Miller Thos H.	55	65		1200			4	1	3		3	21	8	600	50	16		25	60				
36	Sanders William	20	60		700				2				10		135									
37	Atkinson Joel	70	230		2240			4	2	3		2	28	11	630	25			100	270				
38	Pierfield John	14	26		400			2		3		3	18	4	300	30								
39	Valley George	28	112		700					1			8		150	155			50					
40	Baile Alfred W.	4			250			4							300									
		2125	3050	50	6685	2350	400	145	21	104		224	418	395	18340	120	1841	250	3605	4400				

State of Missouri, enumerated by me on the 22<sup>nd</sup> & 23<sup>rd</sup> days of July, 1870.  
*John Baum*, Ass't Marshal.

YEAR ENDING JUNE 1, 1870.

Cotton.	Wool.	Peas and Beans.	POTATOES.		Orchard products.	Wine.	Produce of Market Gardens.	DAIRY PRODUCTS.			SEED.			SUGAR.			BEES.		Forest products.	Value of Home Manufactures.	Value of animals slaughtered or sold for slaughter.	TOTAL VALUE.								
			Bales (450 lbs.)	Lbs.				Bush.	Bush.	Bush.	Dolls.	Gallons.	Dolls.	Lbs.	Lbs.	Gallons.	Tons.	Bush.					Bush.	Lbs.	Tons.	Lbs.	Bush.	Lbs.	Hhds. (1,000 lbs.)	Gallons.
25	26	27	28	29	30	31	32	33	34	35	36	37	38	39	40	41	42	43	44	45	46	47	48	49	50	51	52			
																										60	300			
	20		15																								160	360		
	25											3															75	375		
	5																										50	150		
	25											5										1	10	100				100		
	25											5										8	10	100			50	400		
	10				25			65																			105	425		
	175		30		100							7										25	5				170	670		
	200		25		100							16															475	1000		
																												125		
												2																400		
	18											2																275		
			40					50	50													13					195	800		
	40		10									2															70	125		
	35		10					25				3										8					100	350		
																												200		
	75		10									12															210	415		
	45							25																			100	200		
	20																					3					100	200		
																											75	275		
																											40	100		
	30		40		76			100				20															130	500		
			10																								75	210		
																												100		
																											50	75		
	40		15					25																			50	150		
	50											5															210	650		
																												200		
	300				100			100				60															800	1200		
	60							40				12														80	240	800		
	35							40				1															195	495		
								25				13															295	350		
	40				100			25				5															60	380		
	100							25				10															180	410		
	40							25				8															400	230		
																												290		
	60											3															90	360		
	35																										50	140		
	19																										40	200		
																											50	100		
	1527		205		501			570	30			194														159	15	100	4650	14085

\* This will include only such cheese as is made upon the farm. Milk sent to cheese factories will be regarded as milk sold off the farm.



SCHEDULE 3.—Productions of Agriculture in Round Grove Township, in the County of Marion, in the Post Office: Palmyra Pa.

Name of Agent, Owner, or Manager.	ACRES OF LAND.			PRESENT CASH VALUE.		Total amount of wages paid during the year, including value of board.	LIVE STOCK, JUNE 1, 1880.								PRODUCE DURING THE YEAR.											
	Improved.	UNIMPROVED.		Of farm.	Of farming implements and machinery.		Horses.	Mules and Asses.	Milch Cows.	Working Oxen.	Other Cattle.	Sheep.	Swine.	Value of ALL live stock.	WHEAT.				Barley.	Buckwheat.	Rice.	Tobacco.				
		No.	Wood-land.												Other unimproved.	Dolls.	Dolls.	No.					No.	No.	No.	No.
1	2	3	4	5	6	7	8	9	10	11	12	13	14	15	16	17	18	19	20	21	22	23	24			
1. <u>Katman William B.</u>	28	12		500		100	1					7	125					200	200							
2. <u>Clark, Asa S.</u>	50	30		2600			6	10	8			2	900		120			500	250							
3. <u>Blackwood William</u>	50	70		2000			3	3			20	8	360	15	50	15	100	70								
4. <u>Scott John C.</u>	60	100		1500			5	2	3	27	5	400		102				50	190							
5. <u>Kain Steiner Henry</u>	28	52		1000	100		2	2			2	4	200													
6. <u>Martin Jefferson</u>	25			400	75		1				1	24	7	195				125								
7. <u>Yarbrough William</u>	35	45		1200	100		10	4			10	5	800		200			50	150							
8. <u>Allen Thornton</u>	22	18		600			2	1				5	260		200			80								
9. <u>Muench Otto</u>	28	52		1000	50		3	2	4	6	9	310		155				50								
10. <u>Clark John</u>	80	200		2500	100		2	1				12	200		200				100							
11. <u>Martin William</u>	50	50		1100			5	2	2	10	6	415		60				100								
12. <u>Kenick William</u>	20	60		1000	100	100	2	2				7	190		100			120								
13. <u>Scott James</u>	25	55		1000			4	4	2	7	13	500		130				250	100							
14. <u>Ellis James H.</u>	120	55		1800			6	1	5	13	20	7	710													
15. <u>Indeth Barbara</u>	20	80		1000			9	3		10		4	865					75								
16. <u>Edwards Addison</u>	20			450			2	2	2	22	10	280		21				50	100							
17. <u>McKamey John</u>	18	42		400			2	3	5		8	324		45					140							
18. <u>Baker Clark M.</u>	70	190		5000	150		5	3	2	24	22	625		75				150	200							
19. <u>Murray George</u>	80	240		1400	100		8	4	7	35	5	700		50				200								
20. <u>Kirk Gary</u>	15	65		1000			2					2	130						30							
21. <u>Hunter Iron</u>	60	40		800			2					4	100						30							
22. <u>Morton William</u>	18	26		440			1	1	1			5	200		50			100								
23. <u>Smithheld Oliver</u>	70	90		2500	100		7	3	5	24	20	665		20				125	100							
24. <u>Brown William P.</u>	55	75		2800	125		2	3	5		4	265		60				40	75							
25. <u>Kutschein Mill</u>	100	40		2800	100	100	4	4	6	30	25	25	1225	20	100			500	200							
26. <u>Hawkins Luis</u>	40			800	100		2	3	6	12	12	345		20	28			150	85							
27. <u>Nelson William</u>	4	6		300			2	1	2				200													
28. <u>Brown William J.</u>	200	155		5000	150		11	1	7	30	40	14	1300		200			375	175							
29. <u>Yarbrough James</u>	50	46		1800	100		4	4	6	17	12	540		87				125	200							
30. <u>Holt Jeremiah</u>	20	60		850			2	2				8	240													
31. <u>Baker Isaac B.</u>	14	26		700			2	2	7	12	10	330		80				50	50							
32. <u>White John R.</u>	50	70		880			4	3	3	13		300		110				455	111							
33. <u>Hisey Henry D.</u>	33	7		600			2	3	2		10	260		10				330	350							
34. <u>Cass John</u>	15	25		400			2	1				15	225		50				50							
35. <u>Smith Steven</u>	20	60		800					3			10	100		100											
36. <u>Reckard William</u>	170	100		5400	300		10	2	5		12	650						20	300	850						
37. <u>Windsor Luis</u>	15	68		600			2	1			3	6	170													
38. <u>Water John</u>	50	110		2400	100		6	1	4	5	15	10	530		25	10		50	200							
39. <u>Pollack Ephraim</u>	5	35		400			4	2			20	10	440					50	25							
40. <u>Brown Steven</u>	20	60		800			2	2			10	5	195		27			150	75							
	1853	3512		58440	1850	300	151	8	107		167	396	341	16745	55	2455	45	4710	4336							

State of Missouri, enumerated by me on the 25<sup>th</sup> or 26<sup>th</sup> day of July, 1870.  
Blu Baum, Ass't Marshal.

YEAR ENDING JUNE 1, 1870.																									TOTAL VALUE.					
Cotton. Bales (450 lbs.)	Wool. Lbs.	Peas and Beans.		POTATOES.		Orchard products. Dolls.	Wine. Gallons.	Produce of Market Gardens. Dolls.	DAIRY PRODUCTS.			SEED.			Hops. Lbs.	Heaps. Tons.	Flax. Lbs.	Flax seed. Bush.	Silk cocoons. Lbs.	SUGAR.		BEES.		Forest products. Dolls.	Value of Home Manufactures. Dolls.	Value of animals slaughtered or sold for slaughter. Dolls.	Estimated value of all farm produc- tion, including bet- terments and addi- tions to stock. Dolls.			
		Bush.	Bush.	Irish. Bush.	Sweet. Bush.				Butter. Lbs.	Cheese.* Lbs.	Milk sold. Gallons.	Hay. Tons.	Clover. Bush.	Grass. Bush.						Maple. Lbs.	Cane. Hds. (1,000 lbs.)	Wax. Lbs.	Honey. Lbs.							
25	26	27	28	29	30	31	32	33	34	35	36	37	38	39	40	41	42	43	44	45	46	47	48	49	50	51	52			
																										75	225			
					50			200			25															200	800			
	40		10								1											5				140	450			
	40		10								4															75	375			
																												175		
	50		40								1										30					75	275			
	35										1															200	440			
																										75	300			
	16										2															120	275			
			40								3															120	310			
	28										1															200	280			
																										100	220			
	50																									120	400			
	75										12															120	320			
																										105	100			
	100		50					100																		8	150	350		
																										27				
																										80	100	250		
	80		12		30						15															15	120	525		
	78		8								5															18	200	300		
	26									25																15	105	100		
	30		25								18															8	300	385		
			10																								20			
																											100	240		
	100				40			25			13															3	210	580		
	20		10					25																		100	210	580		
			30																							35	105	280		
																										15	25	625		
																													275	
																													100	
	100		40								16															5	210	950		
	40		20		15			20																		100	210	950		
	50		25					100																		20	60	375		
	60		10								6															30	125	275		
																										13	800	520		
																										15	100	560		
																												75	400	
																													100	
			10																									75	200	
			20		20						60																27	105	975	
	6										1																25	100		
	36										5															15	100	300		
	24																											25	100	
	25				20						5																27	195	490	
	1109		370		175			695			194										30						4235	14300		

\* This will include only such cheese as is made upon the farm. Milk sent to cheese factories will be regarded as milk sold off the farm.

SCHEDULE 3.—Productions of Agriculture in Round Grove Township in the County of Manitou, in the  
 Post Office: Palmyra Wis



Name of Agent, Owner, or Manager.	ACRES OF LAND.			PRESENT CASH VALUE.		Total amount of wages paid during the year, including value of board.	LIVE STOCK, JUNE 1, 1870.								PRODUCE DURING THE YEAR.									
	Improved.	UNIMPROVED.		Of farm.	Of farming implements and machinery.		Horses.	Males and Asses.	Milk Cows.	Working Oxen.	Other Cattle.	Sheep.	Swine.	Value of ALL live stock.	WHEAT.		Eye.	Indian Corn.	Oats.	Barley.	Buckwheat.	Rice.	Tobacco.	
		No.	Wood-land.												Other unimproved.	Dolls.								Dolls.
1	2	3	4	5	6	7	8	9	10	11	12	13	14	15	16	17	18	19	20	21	22	23	24	
Morgan Edward	70	110		1800	100		2	1	1	2	10	1	250		15	8	125	100						
Randolph Thomas	75	145		2500	100		3	4	3			6	18	560		100		100	80					
Brown Luis S.	16	24		800		150	3		2				15	300				200						
Brest John	2	30		450			2		2		1		19	275				400	40					
Beatty George	20	70		900			1		3		6	30	14	250				200	100					
Randolph Samuel	10	30		400			2		1		1		8	200				75	50					
Carpenter William	50	70		1200	75		3		2		3		16	300		20		30						
Bowman George	25	15		400			7		2			6	3	375		20	16	100	60					
Bohon Henry	15	25		400			4		3		3	7	12	425		30		200	25				1000	
Mullen James	10	70		800			3	2	2		1		12	375		60		100	350				200	
Rollins Thomas	60	100		1600			2		1				8	190				30	50					
Bohon Joseph	60	100		2400			4		2		1	20	6	325		59		150						
Emble Samuel	15	25		500			3		1		2		10	225	20	20		100	250					
Vener James J.	15	65		800			4		1		3		29	375	20			100	250					
Bohon Josiah	25			250			1		1		1		9	125				50	100					
Roy Jantley J.	160	160		5000	50		3	2	5		6	40	20	600		150		500	40					
Einhoff Michael	17			300			3		1			24	5	325		30	10	100	20					
Keinble Collin B.	240	200		11000	200	50	15		6		20	100	27	1325		60	50	450	550					
Bohon Reuben	100	140		3500			10		7		14	45	23	1025		45	50	500	500					
Bohon John W.	25			500			3		4		3		12	400		40	40	500	60					
Windsor Joseph	15	65		800			2		1				1	175		25		25						
Boyer Samuel	30	50		800			4		2		5		8	450		77		150						
White William	55	40		1000			4		2		1	4		425		150		50						
Leach Elias	40	80		1200			4		1			3	5	350		16		50	100					
Payer John	60	70		2500	100		3		4		1	25	21	385		80		60	200					
Spratt Charles	80	80		1600	100		5	5	4		5	15	14	1225		56		375	40					
Wiseman Michael	80	80		2400	50		4	1	6		2	25	15	645		130	30	200	100					
Kavanaugh Frank	35	05		500			2		2		2	7	8	270		125		150	40					
Wiseman George	30	50		800			2		1		1	5	6	250		30		150						
East Philip	20			250			3		2		2	18	5	340				25						
Bank William	60			650			2		2			28		225		30		200						
Hanniel Thomas	10	35		2500			2							200		64		1000	500					
Wright Canob				300			2		1				1	225		127		150	119					
Kilbren Samuel	25	55		7000			5		4		1		20	520		150		100						
Kelley James	60	20		800	100		3	1	3			25	10	450		142		250	125				2000	
Morrow Thomas	10			100			1		1			4	7	110				25						
Ballinger Esthan	120	150		2800	100		5		2		2	90	74	765		54	9	150	200					
Brookhart Byron	12	8		200			2		2			5	2	275		50	10	50						
Bohon Josiah	30	200		2500	100		5		2		1	13	600				250	100						
Bowles Wandell	80	80		2500	100		6		2		1	10	7	595				100						
	190 <sup>2</sup>	2467		60700	1175	200	144	16	93	1	90	552	424	16705	40	1945	223	1270	4399					3200

State of Missouri, enumerated by me on the 27<sup>th</sup> & 28<sup>th</sup> day of July, 1870.

John Bann, Ass't Marshal.

YEAR ENDING JUNE 1, 1870.

Cotton. Bales (450 lbs.)	Wool. Lbs.	Fens and Beans. Dush.	POTATOES.		Orchard products. Dolls.	Wine. Gallons.	Produce of Market Gardens. Dolls.	DAIRY PRODUCTS.					SEED.		SUGAR.				BEES.		Forest products. Dolls.	Value of Home Manufactures. Dolls.	Value of animals sold for slaughter. Dolls.	TOTAL VALUE. Estimated value of all farm produc- tion, including bet- terments and addi- tions to stock. Dolls.																																
			Irish. Bush.	Sweet. Bush.				Butter. Lbs.	Cheese.* Lbs.	Milk sold. Gallons.	Hay. Tons.	Clover. Bush.	Grass. Bush.	Hops. Lbs.	Hemp. Tons.	Flax. Lbs.	Flax-seed. Bush.	Silk cocoons. Lbs.	Maple. Lbs.	Cane. Hhds. (1,000 lbs.)					Molasses. Gallons.	Wax. Lbs.	Honey. Lbs.																													
																												25	26	27	28	29	30	31	32	33	34	35	36	37	38	39	40	41	42	43	44	45	46	47	48	49	50	51	52	
	15											3																						90	275																					
	25		15																															80	180	480																				
																																		120	350																					
										75		1																						5	115	575																				
	80									100																									38	210	300																			
																																				80	30	200																		
																																				80	100	275																		
																																					1	140	230																	
	15		15							50																											50	90	450																	
			30																																		2	5	200	425																
																																					8	50	130																	
	70																																				8	105	235																	
						50				70																											18	190	370																	
						50				50																													18	295	450															
																																								75	160															
	75		20		25																																		3	165	700															
	30		50																																				4	45	200															
	200		15		40					200		40																											7	40	225	1300														
	140		40		50					50		10																											5	40	180	1050														
			20							40																													8	20	170	670														
																																								8	50	125														
																																							8	165	260															
	12		18																																					40	180	370														
																																										2	75	200												
	40		8																																						8	210	375													
	30																																							40	30	210	475													
	90		25							500		14																													50	50	100	710												
	14		10																																								3	100	325											
	20		10																																						5	50	285													
	25		20																																							25	165	200												
	40																																									8	50	250												
			10																																								16	25	1150											
			20																																										8	100	400									
										100																																			8	180	310									
	60				25																																									8	120	750								
	10		15																																													20	125							
	120					100				100		10																																					8	90	540					
	10		10																																														8	50	200					
			5		50																																														16	100	400			
	30				35																																														8	75	250			
	1151		350		425					1335		127																																									573	4890	16465	

\* This will include only such cheese as is made upon the farm. Milk sent to cheese factories will be regarded as milk sold off the farm.

SCHEDULE 3.—Productions of Agriculture in Round Cove Township, in the County of Manion, in the

Post Office: Palmyra Mo



Name of Agent, Owner, or Manager.	ACRES OF LAND.			PRESENT CASH VALUE.		Total amount of wages paid during the year, including value of board.	LIVE STOCK, JUNE 1, 1870.								PRODUCE DURING THE											
	Improved.	UNIMPROVED.		Of farm.	Of farming implements and machinery.		Horses.	Mules and Asses.	Milk Cows.	Working Oxen.	Other Cattle.	Sheep.	Swine.	Value of ALL live stock.	WHEAT.		Rye.	Indian Corn.	Oats.	Barley.	Buckwheat.	Rice.	Tobacco.			
		Wood-land.	Other unimproved.												Dolls.	Dolls.								Spring.	Winter.	
	No.	No.	No.	Dolls.	Dolls.		Dolls.	No.	No.	No.	No.	No.	No.	Dolls.	Bush.	Bush.	Bush.	Bush.	Bush.	Bush.	Bush.	Lbs.	Lbs.			
1	2	3	4	5	6	7	8	9	10	11	12	13	14	15	16	17	18	19	20	21	22	23	24			
1 Robert Isaac	50	30		1200	50		4	1	2			6	15	550	100			40	140						1	
2 Michiey John	5	15		200			3		2			10	4	375	16			10	80						2	
3 Samuel John J.	55	145		3000	150		5		3			2	30	11	700	70			25	60					3	
4 Sanford Thomas	50	70		1800	100		8		4			4	45	30	1150	110			25	300					4	
5 Lovelace Thomas	100	220		4500	150		4		4			15	20	850	50			100	150						5	
6 Sides William K	100	100		3000	150		4	1	6			2	22	17	600	400	20		15	85					6	
7																										7
8																										8
9																										9
10																										10
11																										11
12																										12
13																										13
14																										14
15																										15
16																										16
17																										17
18																										18
19																										19
20																										20
21																										21
22																										22
23																										23
24																										24
25																										25
26																										26
27																										27
28																										28
29																										29
30																										30
31																										31
32																										32
33																										33
34																										34
35																										35
36																										36
37																										37
38																										38
39																										39
40																										40
	360	590		13700	600		28	2	21			23	113	97	4125	446	20		215	775						

State of *Missouri*, enumerated by me on the *28<sup>th</sup>* day of *July*, 1870.

*John Baum*, Ass't Marshal.

YEAR ENDING JUNE 1, 1870.																									TOTAL VALUE.				
Wool.	POULTRY PRODUCTS.					SEED.			SUGAR.					BEES.			Value of Home Manufactures.	Value of animals and other stock for slaughter.	Estimated value of all farm production, including betterments and additions to stock.										
	Perch and Beans.	Hens.	Geese.	Swine.	Other Poultry.	Wine.	Produce of Market Gardens.	Butter.	Cheese*.	Milk sold.	Hay.	Clover.	Grass.	Hops.	Flax.	Flax-seed.				Silk cocoons.	Maple.	Cane.	Molasses.	Wax.	Honey.	Forest products.			
Bales (50 lbs.)	Lbs.	Bush.	Bush.	Bush.	Dolls.	Gallons.	Dolls.	Lbs.	Lbs.	Gallons.	Tons.	Bush.	Bush.	Lbs.	Tons.	Lbs.	Bush.	Lbs.	Lbs.	Hds. (1,000 lbs.)	Gallons.	Lbs.	Lbs.	Dolls.	Dolls.	Dolls.			
25	26	27	28	29	30	31	32	33	34	35	36	37	38	39	40	41	42	43	44	45	46	47	48	49	50	51	52		
1	10				50						3															200	450	1	
2	20																				15					70	125	2	
3	60										2										40	50				140	400	3	
4	80	10			50						1										40					25	500	4	
5					25																					200	600	5	
6	70	18									10															160	625	6	
7																													7
8																													8
9																													9
10																													10
11																													11
12																													12
13																													13
14																													14
15																													15
16																													16
17																													17
18																													18
19																													19
20																													20
21																													21
22																													22
23																													23
24																													24
25																													25
26																													26
27																													27
28																													28
29																													29
30																													30
31																													31
32																													32
33																													33
34																													34
35																													35
36																													36
37																													37
38																													38
39																													39
40																													40
	240				28						16										95	50				795	2700		

I hereby certify that the foregoing returns have been well, and truly made, and that the enumeration of population is full and correct, and all the facts required by law, have been fully collected according to the tenor of my oath of office.

*John Baum*  
Ass't Marshal

\* This will include only such cheese as is made upon the farm. Milk sent to cheese factories will be regarded as milk sold off the farm.



SCHEDULE 3.—Productions of Agriculture in South River Township, in the County of Marion, in the

Post Office: Palsgum Mo



3H  
-12  
-12  
-18  
-12  
8  
68

Table with columns for Name of Agent, Owner, or Manager; Acres of Land (Improved, Unimproved); Present Cash Value; Live Stock (Horses, Mules and Asses, Milch Cows, Working Oxen, Other Cattle, Sheep, Swine); and Produce During the Year (Wheat, Indian Corn, Oats, Barley, Buckwheat, Rice, Tobacco). Rows 1-40 list various farmers and their data.

State of Missouri, enumerated by me on the 27, 29<sup>th</sup> & 30 days of August, 1870.  
John Bamm, Ass't Marshal.

YEAR ENDING JUNE 1, 1870.

Cotton. Bales (450 lbs.)	Wool. Lbs.	Peas and Beans. Bush.	POTATOES.		Orchard products. Dolls.	Wine. Gallons.	Produce of Market Gardens. Dolls.	DAIRY PRODUCTS.			Hvy. Tons.	SEED.		Hops. Lbs.	Hemp. Tons.	Flax. Lbs.	Flax seed. Bush.	Silk cocoons. Lbs.	SUGAR.			BEES.		Forest products. Dolls.	Value of Home Manufactures. Dolls.	Value of animals slaughtered or sold for slaughter. Dolls.	TOTAL VALUE. Estimated value of all farm produce, from including bet- ween and add- itions to stock. Dolls.			
			Irish. Bush.	Sweet. Bush.				Butter. Lbs.	Cheese.* Lbs.	Milk sold. Gallons.		Clover. Bush.	Grass. Bush.						Maple. Lbs.	Cane. Hhds. (1,000 lbs.)	Molasses. Gallons.	Wax. Lbs.	Honey. Lbs.							
25	26	27	28	29	30	31	32	33	34	35	36	37	38	39	40	41	42	43	44	45	46	47	48	49	50	51	52			
	200		30								20																140	1300	1	
			95								6																60	200	2	
			12					150															400				200	635	3	
			15					100			2												50				120	325	4	
											8																60	200	5	
																											100	150	6	
											30																		700	7
	30										2																140	330	8	
																											100	120	9	
	200										50																140	730	10	
																											60	100	11	
	30							150			20																165	780	12	
			5																			5					42	120	250	13
			5																								30	100	14	
			10																			40		75			120	340	15	
			60								1																80	135	16	
											2																40	110	17	
	180																										120	450	18	
	100																									5	60	100	450	19
	400		75								5																500	1750	20	
	60		10								2															5	40	160	350	21
																												75	150	22
																											260	1150	23	
	115		40					100			35																700	900	24	
			40																								120	200	25	
	30				100						90																2000	3600	26	
																											300	600	27	
	40							100																				100	200	28
	30		10								1																100	200	29	
	50										60																120	670	30	
			10					40			5															8	10	150	275	31
																											200	290	32	
			50																								100	520	33	
	40							300			10																200	500	34	
	40										6															8	40	360	715	35
																											100	450	36	
	160										30																120	490	37	
	30																										50	240	38	
	30										1															8	40	150	600	39
																											200	175	910	40
	1765		397		100			940			386														262	525	250	4390	22090	

\* This will include only such cheese as is made upon the farm. Milk sent to cheese factories will be regarded as milk sold off the farm.



SCHEDULE 3.—Productions of Agriculture in South River Township, in the County of Monroe, in the Post Office: Delaware Mo

1	ACRES OF LAND.			PRESENT CASH VALUE.			LIVE STOCK, JUNE 1, 1870.								PRODUCE DURING THE YEAR.									
	Improved.	UNIMPROVED.		Of farm.	Of farming implements and machinery.	Total amount of wages paid during the year, including value of board.	Horses.	Mules and Asses.	Milch Cows.	Working Oxen.	Other Cattle.	Sheep.	Swine.	Value of all live stock.	WHEAT.									
		Wood-land.	Other unimproved.												Dolls.	Dolls.	Dolls.	No.	No.	No.	No.	No.	No.	No.
2	3	4	5	6	7	8	9	10	11	12	13	14	15	16	17	18	19	20	21	22	23	24		
Young Preston	90	70		7500	100	100	11	4	41	3	30	1750		400		750	750							
Duncan Hubbard	60	70		7500	100	75	1	2	2		32	5750		750		750	75							
Smell Mary	80	40		3000	100		1	2	4	18	15	290		730		750	35							
Tompkins John	70	77		1000			2	3	3		6	390		40	19	750	75							
Shaw Edmund	175	200		6000	1500	750	12	10	70	13	17	1900		75		750	100							
Simpeon Joseph	40	80		3000		50	4	2	13		77	580				100	300							
Young James	30			900			2	1			4	740				750								
McEmie Torrence	40	40		1700			2	1	8			17	365		8	8	150	130						
Caldwell Newton	40			800			2	1				3	70											
Russel David C	5	16		300			2	1	1			7	775											
Spodner George	75			600			2	1	2			8	70				350	10						
Sate Isaac	50			1500			4	1				8	300				100	300						
Dingle Henry	150			3000	100		4	2				8	375											
Fingerson Thomas	50	150		3500	100		6	5	9	40	18	870		57	77	50	770							
Webb John	15	15		450			4	4	1			5	465											
Green Isaac	156	34		1200	50		4	2	1			12	470		45									
Jorgen Andwig P	50	60		1000			2	2	2			9	375				70	75						
Peter Henry	50	70		700			4	7			9	450		30	8	75	400							
Toming John	50	10		1000			2	1	3		1	5	375		13		30	150						
Farrel Sims	90			1800	100		7	2	7			15	850				200	60						
McFarland Gaston	24	81		1600			5	4		10	400	70	1500				100	300						
Briggs Alva W	240	40		9500	700		4	11	12	60	17	1060		100			700							
Abrighs William T	62	42		2600	100		3	x	1	2		30	500				400	282						
Schofield William	15			500			2	1	4			9	375				400							
Comby Charles C	160	40		3000			10	8	15	75	9	1475		100		600	1000							
Watson John	100			3000	100		4	3	2	60	7	580		75		400	300		1	2				
Metcalfe William	160			2400	75		6	7	6	102	13	990				100								
Cochran Joseph	188			4500	100		10	1	6	13		30	1700		40		700							
Cochran John	418	40		19000	150		8	5	12		14	1075		36		700								
Rome Joseph	400	71		15000	750		11	6	10	50	50	1370				700	1000							
Houston William	700	284		14500	150		10	2	8		9	8	1440		60		1000							
Whaley Charles E	75	145		6000	300	800	9	7	9	11	30	1175		100		450	300							
Whaley William H	100	120		6000	400	500	13	12	13		35	1500				1500	300							
Lome William H	60	60		3000	100		7	2				74	1750		30		450	200						
Lehenbauer George	100			7000	100		6	2	8	4	13	19	865		150		500	300						
Rogers Clifton B	400	280		15000	500	1000	15	14	15	100	100	150	7150		1800		7000							
Lehenbauer Ferdinand	100	50		2000	100		4	5	3	12	7	535		45			300							
Schluberger Daniel	40	60		1200	50		6	3		10	6	10	770		50		200	150						
Amriwater Jacob	60	108		1800	50		6	4		30		15	895		150	50	100	600						
Weber John F	60			1000	75		2	5				1	4375				120	60						
				40995	2223		155050	4900	2175	222	22	182	2	36992	3	3484	112	1145	8582		12			

State of

*Missouri*

, enumerated by me on the

*29. 30<sup>th</sup> 31<sup>st</sup>*

days of

*August*

, 1870.

*John B. Amm*

, Ass't Marshal.

YEAR ENDING JUNE 1, 1870.

YEAR ENDING JUNE 1, 1870.																									TOTAL VALUE.								
Cotton. Bales (450 lbs.)	Wool. Lbs.	Peas and Beans. Bush.	POTATOES.		Orchard products. Dolls.	Wine. Gallons.	Produce of Market Gardens. Dolls.	DAIRY PRODUCTS.			SEED.			Hogs. Lbs.	Hemp. Tons.	Flax. Lbs.	Flax-seed. Bush.	Silk cocoons. Lbs.	SUGAR.			BEES.		Forest products. Dolls.	Value of Home Manufactures. Dolls.	Value of animals slaughtered or sold for slaughter. Dolls.	Estimated value of all farm produce on hand, including bet- terments and addi- tions to stock. Dolls.						
			Irish. Bush.	Sweet. Bush.				Butter. Lbs.	Cheese.* Lbs.	Milk sold. Gallons.	Hay. Tons.	Clover. Bush.	Grass. Bush.						Maple. Lbs.	Cane. Hhds. (1,000 lbs.)	Molasses. Gallons.	Wax. Lbs.	Honey. Lbs.										
25	26	27	28	29	30	31	32	33	34	35	36	37	38	39	40	41	42	43	44	45	46	47	48	49	50	51	52						
	50		15																									160		200	1400		
								50			5																			180	650		
	44							50			8										30									210	675		
								75													16									210	375		
	40							50			50														100	200				200	1210		
											10																			75	350		
	30		10																											75	375		
																						35								120	310		
																						20								75	150		
																														75	200		
			10																											75	300		
																														100	300		
			50					75																						75	175		
	80							150			8																				290		
																														15	100		
																														5	170	190	
			30																			6								75	150		
	20										5																			50	375		
											2																			60	150		
			20																											75	200		
	80																													75	675		
	320										60																			180	910		
			8																												300	510	
																															300		
	175							100			3																			200	1280		
	300		200		50						11																			5	150	1100	
	400		80		100						30																			300	800		
			50		250						20																			200	640		
			10								12																			280	420		
	200		300								75																			400	1000		
	198		15																											120	660		
	75		20																											440	810		
			20					200			28																			800	1800		
					10																									90	500		
	30		30					50			4																			300	875		
	500		100		130						100																			4500	6180		
	41										2																			75	275		
											2																			50	325		
			10								3																			150	600		
			20								20																			75	300		
	325 <sup>3</sup>		1048		540			450			458																		257	200	100	10645	28285

\* This will include only such cheese as is made upon the farm. Milk sent to cheese factories will be regarded as milk sold off the farm.



State of Michigan, enumerated by me on the 31<sup>st</sup> day of August, 1870.  
John Baum, Ass't Marshal.

YEAR ENDING JUNE 1, 1870.

Cotton. (450 lbs.)	Wool. Lbs.	Figs and Peas. Bush.	POTATOES.		Orchard products. Dolls.	Wine. Gallons.	Produce of Market Gardens. Dolls.	DAIRY PRODUCTS.			Hay. Tons.	SEED.		Hops. Lbs.	Hemp. Tons.	Flax. Lbs.	Flax-seed. Bush.	Silk cocoons. Lbs.	SUGAR.		Molasses. Gallons.	BEES.		Forest products. Dolls.	Value of Home Manufactures. Dolls.	Value of animals slaughtered or sold for slaughter. Dolls.	TOTAL VALUE. Dolls.	
			Irish. Bush.	Sweet. Bush.				Butter. Lbs.	Cheese.* Lbs.	Milk sold. Gallons.		Clover. Bush.	Grass. Bush.						Maple. Lbs.	Cane. Hhds. (1,000 lbs.)		Wax. Lbs.	Honey. Lbs.					
25	26	27	28	29	30	31	32	33	34	35	36	37	38	39	40	41	42	43	44	45	46	47	48	49	50	51	52	
										4																70	700	1
			50					150		14																700	800	2
																												3
	500		100							200																700	7300	4
	30		100		50					36																1200	7750	5
	30		75							40																1000	2450	6
	30				27					70																400	1950	7
			10							12																350	1500	8
			40		30			50		16																240	950	9
	35		70					50		5																800	7000	10
																												11
																												12
																												13
																												14
																												15
																												16
																												17
																												18
																												19
																												20
																												21
																												22
																												23
																												24
																												25
																												26
																												27
																												28
																												29
																												30
																												31
																												32
																												33
																												34
																												35
																												36
																												37
																												38
																												39
																												40
	625		345		107			250		337																4615	13905	

I hereby certify that the foregoing returns have been well and truly made and that the enumeration of population is full and correct and all the facts required by law have been fully collected according to the tenor of my oath of office.  
 John Baum  
 Ass't Marshal

\* This will include only such cheese as is made upon the farm. Milk sent to cheese factories will be regarded as milk sold off the farm.



State of Missouri, enumerated by me on the 30<sup>th</sup> day of July 1870,

John Bauer, Ass't Marshal.

YEAR ENDING JUNE 1, 1870.

Table with 52 columns (numbered 25-52) and 40 rows (numbered 1-40). Columns represent product categories like Wool, Beans, Potatoes, Dairy Products, Seed, Sugar, and Bees. Rows represent individual farms or households. Totals are provided at the bottom for columns 25, 27, 33, 34, 36, 46, and 51.

\* This will include only such cheese as is made upon the farm. Milk sent to cheese factories will be regarded as milk sold off the farm.



SCHEDULE 3.—Productions of Agriculture in Union Township, in the County of Marion, in the Post Office: Palmyra Mo

Name of Agent, Owner, or Manager.	ACRES OF LAND.			PRESENT CASH VALUE.			Total amount of wages paid to laborers, including value of board.	LIVE STOCK, JUNE 1, 1870.							PRODUCE DURING THE YEAR.											
	Improved.	UNIMPROVED.		Of farm.	Of farming implements and machinery.	Dolls.		Dolls.	Horses.	Mules and Asses.	Milch Cows.	Working Oxen.	Other Cattle.	Sheep.	Swine.	Value of All live stock.	WHEAT.			Indian Corn.	Oats.	Barley.	Buckwheat.	Rice.	Tobacco.	
		No.	Wood-land.														Other unimproved.	Spring.	Winter.							Rye.
1	2	3	4	5	6	7	8	9	10	11	12	13	14	15	16	17	18	19	20	21	22	23	24			
Nelson George H.	65	95		2000	100	100	5	2	14				20	575				250	40							
Nelson William L.	65	95		2000	100	100	2	3	14				20	425				250	40							
Ewing William	80	420		5000	100		9	2	12				10	810	40			250	150							
Stout Downs	80	80		1000	100		1	1				3	5	145	50			100	30							
Rogers William	120	180		6000	50	50	6	3	6			20	8	615	100			400	50							
Leake Samuel D.	65	85		2250	50		3	1	5			3		530	200			600	50							
Nielmee Ross	25			500			1	1	3			3	27	11	330			200								
Nelson Henry A.	60	100		2000	100		6		2				35	8	575			25	50							
Chaffield Nelson	35			500			2	1	1				1	230				500								
Clark William	55	85		2000	100		6		1			2	24	10	620	80		250	120							
Tanner David	20			250			2						4	7	190	15		75	100							
Flagan George	30	50		800			2	1	1			1		9	275			100	150							
Walker David P.	10			250	100		2	1	1				3	2	290											
Randolph William	47	20		1500	100		3		2					6	305			200	50							
Gaster Kieran	100	120		2500	100		10		3			27	28	40	1150	100		1200	600							
Hick Amos	55	25		1200	100		5		2					4	225	200	40	200	75						500	
Penry James	10			500			2		2						200											
Walker James	11			450			2		1					2	230	20	30		50							
Ward John	65	15		800	100		6		1			5	16	12	475	40			400							
Key James J.	140	100		3500	150		8		4			2	20	5	770	50			100							
Haggard Andrew	20			300			2		1					4	200			50								
Waller Thomas D.	20			200																						
Allen Robert A.	18			400			2		2					6	230			35	100							
Dunn Edwin	5			300					1					8	65	50			100							
Nelson Wakehead	7			400					2	1				2	220		30		36							
Spanow John W.	12			360			2		1						175			250								
Flagan John	45	57		450			6		2			2	20	5	570	50		375	270							
Flagan John A.	6	24		250			1		1				2	4	160	22		50	100							
Flagan George W.	26			200			2								150			20	250							
Tipton Jacob	120	40		1500	100	200	6		3			25	10	15	825	40		750	400							
Tolley James D.	10	30		200					1				1	10	2	50			20							
Young Burdett	40			500			2		2					6	300			200	40							
Delet Samuel	35			350			2		2	2				4	300			20								
Dunn Nathaniel	20	40		600			2		1						175			80								
Dunn Henry B.	20	60		850	75		1	1	3			3	9	2	310											
Dunn Henry C.	16	46		650	200		2		1			2	6	7	245			30	95							
Julius Henry	10			150			1	1	1					3	150			30	25							
Asford Thomas	20	20		500			2		1					1	175	8			20							
Crane William	50	68		2000	100		9	2	4				60	14	620			750	200						300	
Proffit Pleasant	5	75		600			2							6	3	185			200							
		1643	1930	45760	1825	450	124	14	64			122	303	278	14040	1135	100	6880	4271						800	

State of Missouri, enumerated by me on the 24 day of August, 1870.

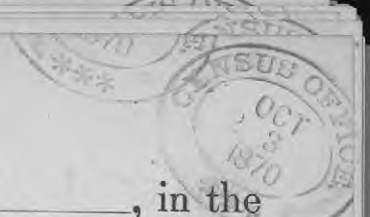
John Baum, Ass't Marshal.

YEAR ENDING JUNE 1, 1870.

	Cotton. Bales (450 lbs.)	Wool. Lbs.	PEAS AND BEANS.		POTATOES.		Orchard products. Dolls.	Wine. Gallons.	Produce of Market Gardens. Dolls.	DAIRY PRODUCTS.			SEED.			SUGAR.			BEES.		Forest products. Dolls.	Value of Home Manufactures. Dolls.	Value of animals slaughtered or sold for slaughter. Dolls.	TOTAL VALUE. Dolls.						
			Bush.	Bush.	Irish. Bush.	Sweet. Bush.				Butter. Lbs.	Cheese.* Lbs.	Milk sold. Gallons.	Hay. Tons.	Clover. Bush.	Grass. Bush.	Hops. Lbs.	Hemp. Tons.	Flax. Lbs.	Flax seed. Bush.	Silk cocoons. Lbs.						Maple. Lbs.	Cane. Hds. (1,000 lbs.)	Molasses. Gallons.	Wax. Lbs.	Honey. Lbs.
	25	26	27	28	29	30	31	32	33	34	35	36	37	38	39	40	41	42	43	44	45	46	47	48	49	50	51	52		
1				5								2															95	330	1	
2				5								1															100	350	2	
3												1															180	450	3	
4		8																									50	200	4	
5		25		10								2															120	560	5	
6				12								5										3	15				105	800	6	
7		40										2															100	300	7	
8		50										8															120	240	8	
9																											25	250	9	
10		50										4															150	500	10	
11		15		8																		3	15				90	240	11	
12																						2	20				135	270	12	
13																						2	20					50		13
14												2															105	300	14	
15		80		20								25							50			3	40				600	1700	15	
16																						3	50				50	650	16	
17																											100	200	17	
18																												150		18
19		38							25			4															60	320	19	
20		68										10															75	310	20	
21																											50	90	21	
22																						3	22				90	100	22	
23																												75		23
24																												100		24
25																											60	100	25	
26																												200		26
27		28										1										3	28				120	700	27	
28																						3	24				100	250	28	
29																												250		29
30		60																									450	1100	30	
31		30										3										3	40				100	150	31	
32																											60	270	32	
33																												75		33
34												5															160	200	34	
35		22																									100	160	35	
36		24							25			2															60	180	36	
37																												150		37
38																												30	75	38
39		150										2															105	950	39	
40		15		10																							45	250	40	
	703		40						50			49						50			274					3790	13595			

\* This will include only such cheese as is made upon the farm. Milk sent to cheese factories will be regarded as milk sold off the farm.

SCHEDULE 3.—Productions of Agriculture in *Union Township*, in the County of *Maine*, in the  
 Post Office: *Palmyra New*



Name of Agent, Owner, or Manager.	ACRES OF LAND.			PRESENT CASH VALUE.		Total amount of wages paid during the year, including value of board.	LIVE STOCK, JUNE 1, 1870.								PRODUCE DURING THE YEAR.									
	Improved.	UNIMPROVED.		Of farm.	Of farming implements and machinery.		Horses.	Mules and Asses.	Milch Cows.	Working Oxen.	Other Cattle.	Sheep.	Swine.	Value of all live stock.	WHEAT.		Rye.	Indian Corn.	Oats.	Barley.	Buckwheat.	Rice.	Tobacco.	
		No.	Wood-land.												Other unimproved.	Dolls.								Dolls.
1	2	3	4	5	6	7	8	9	10	11	12	13	14	15	16	17	18	19	20	21	22	23	24	
1 <i>Jemil Nian</i>	100	120		4900	100		10		6	37	47	27	1375		185	18	300	325						
2 <i>Asford Randolph</i>	25			350			2	1	1	1	2	4	290				250	80						
3 <i>Lake Ezra</i>	25	25		500			5		3	4	19	18	425		60		500	150						
4 <i>Allen William H.</i>	69	57		1100			6		3			17	480		60		250	90						
5 <i>Bennet Oscar</i>	60	24		1000			2	2	2			5	370				100							
6 <i>Allen Erasmus R.</i>	70	41		1100			9		6	9	30	12	870		60	20	200	150						
7 <i>Triplett Leonard</i>	100	150		5000	100		5		4	6	25	15	700		100									
8 <i>Tank An Edward</i>	20			250			1		1				175											
9 <i>Morris Vincent</i>	90	110		3500			9	4	5	6	40	20	1265		230		500	260						
10 <i>Rager John Jr.</i>	70	100		2000	100		6		2	5	20	20	580		100		370	100						
11 <i>Rager Lewis P.</i>	40	60		1000			4		2	20	20	10	630		60		500	20						
12 <i>Simmons Horia</i>	8	32		500			4		3			10	495		70		200						1500	
13 <i>Simmons Robert W.</i>	70	50		1500	100		3	1	3	1	20	15	495		70		500							
14 <i>Cupton Amos</i>	100	60		4900	150		12		4	60	20	1185		410	80	500	100							
15 <i>Cupton Volney</i>	35			700	100		3		2	1		12	335											
16 <i>Sharp Richard</i>	200			5000	200	200	10	5	20	80	30	40	3030		240		350							
17 <i>Jones Rice C.</i>	100			3000	100	100	2		2	2		20	300		600		150							
18 <i>Critchlow Richard</i>	24			600			2		1			13	240		86		250							
19 <i>Gearty Martin</i>	8	52		1000			2		2			13	265				150	60						
20 <i>Young Soerdes</i>	13	27		400			4		3	17	4	25	625		20		500	200						
21 <i>Luckenbaugh Christian</i>	60	60		3000	100		4		4	6		25	560		160		500							
22 <i>Barnett Robert</i>	50	70		1800	100		4	1	3	2	26	16	605		90		250	100						
23 <i>Pepper Elijah</i>	30	96		1600	100		5		3			25	560		50		200							
24 <i>Rager Peter C.</i>	35	94		1800	100		3		1	1	24	8	325		35		300	80						
25 <i>Rager William H.</i>	35	85		1400			6		2	3	25	5	580		55		250	100						
26 <i>Simmons Robert</i>	65	25		1200	75		3		2	4	8	9	395		133		150							
27 <i>Cupton Cooper</i>	45	85		1500			3		3	14	15	28	575		280		200	150						
28 <i>Simmons George</i>	35			500			1	2	1			14	320				125	65					7000	
29 <i>Spence Edwin C.</i>	60	80		2000			8		6	2	30	12	860		110		50	100						
30 <i>Forsythe Robert P.</i>	160	74		6000	100		13		7	20	30	38	1335		240		400	419						
31 <i>Leggan James</i>	20	60		800			3		3	2	1	5	345				25	50					400	
32 <i>Howard Charles</i>	110	90		4000	75		7		4	1	50	13	645		160		150	360						
33 <i>Smith Bluford</i>	10			200			1	1	1			4	150		25		125							
34 <i>Juqua Nathan</i>	25	55		1000			6		4	2	19	6	600		220		40	100						
35 <i>Crowe Isaiah</i>	14			300			3		1			3	275				100							
36 <i>Crowe John D.</i>	12	68		800			2		1			10	210		30			65						
37 <i>Seckle Abraham B.</i>	36	84		1100			8	1	3	2	20	8	805		120	29	100	92						
38 <i>Newman Sanford</i>	12			200			3		1	1		7	245					5	75					
39 <i>Godfrey William B.</i>	15			400					2				75		10		25							
40 <i>Dart Frank H.</i>	3	20		250					2				160											
	310	544		67250	1600	300	184	18	127	249	632	537	23645		4069	147	8565	3291					2600	


State of Missouri, enumerated by me on the 3<sup>rd</sup> day 14<sup>th</sup> day of August, 1870.

John Baum, Ass't Marshal.

YEAR ENDING JUNE 1, 1870.

Cotton. (450 lbs.)	Wool. Lbs.	Peas and Beans. Bush.	POTATOES.		Orchard products. Dolls.	Wine. Gallons.	Produce of Market Gardens. Dolls.	DAIRY PRODUCTS.			Hay. Tons.	SEED.		Hops. Lbs.	Hemp. Tons.	Flax. Lbs.	Flax seed. Bush.	Silk cocoons. Lbs.	SUGAR.		Molasses. Gallons.	BEES.		Forest products. Dolls.	Value of Home Manufactures. Dolls.	Value of animals slaughtered or sold for slaughter. Dolls.	Estimated value of all farm production, including herds, teams and additions to stock. Dolls.	TOTAL VALUE. Dolls.			
			Irish. Bush.	Sweet. Bush.				Butter. Lbs.	Cheese.* Lbs.	Milk sold. Gallons.		Clover. Bush.	Grass. Bush.						Maple. Lbs.	Cane. Hhds. (1,000 lbs.)		Wax. Lbs.	Honey. Lbs.								
			25	26				27	28	29		30	31						32	33		34	35						36	37	38
	175										20										40						200	1100	1		
			20								2																50	325	2		
	40		50																		5						100	670	3		
	60		10								10										30						210	595	4		
	5		10						50		2										20						100	300	5		
	50		10								10																225	620	6		
																											160	250	7		
																											50	100	8		
	80																				8						195	1000	9		
	19										9										40						175	625	10		
	15																										175	570	11		
	17										1																50	450	12		
	30		20						25		3																105	580	13		
	100		25								3																240	1100	14		
											3																	100		15	
	100		40								40																2040	2300	16		
			20								20																240	1100	17		
			10																								60	350	18		
																					10						100	270	19		
	10																										140	600	20		
			30						50		6																320	870	21		
	60																										160	520	22		
	65		10						40																		180	380	23		
	75								20		6																100	520	24		
	75		25								1																100	510	25		
	30																										180	390	26		
	35		10								5																200	690	27		
																											75	850	28		
	85										6																180	480	29		
	82								100		7																300	975	30		
			20						100		20																75	225	31		
	100		13																								100	800	32		
																											50			33	
	40										3																50	200	33		
																											200	510	34		
																											50	150	35		
	20																											50	150	36	
	57																											125	400	37	
																												50	100	38	
																												20	75	39	
																													100		40
	142		323						385		177															363	50		4130	21840	

\* This will include only such cheese as is made upon the farm. Milk sent to cheese factories will be regarded as milk sold off the farm.



SCHEDULE 3.—Productions of Agriculture in Union Township, in the County of Manitou, in the

Post Office: Palmyra N.W.

Name of Agent, Owner, or Manager.	ACRES OF LAND.			PRESENT CASH VALUE.		Total amount of wages paid during the year, including value of board.	LIVE STOCK, JUNE 1, 1870.								PRODUCE DURING THE											
	Improved.	UNIMPROVED.		Of farm.	Of farming implements and machinery.		Horses.	Mules and Asses.	Milch Cows.	Working Oxen.	Other Cattle.	Sheep.	Swine.	Value of ALL live stock.	WHEAT.		Eye.	Indian Corn.	Oats.	Barley.	Buckwheat.	Rice.	Tobacco.			
		No.	Wood-land.												Other unimproved.	Dolls.								Dolls.	Dolls.	No.
1	2	3	4	5	6	7	8	9	10	11	12	13	14	15	16	17	18	19	20	21	22	23	24			
1 Kooper Joseph	65	35		4000	100		2	3	2		2		6	570				66							1	
2 Proctor David	200	160		8000	300		4	40	7		7	20	25	5700		45	12	375	435						2	
3 Gaster Cicero	50	30		1000	25		5	3	4		6	24	9	1100		80		375	200						3	
4 Johnson Orson D.	28			500			1		2			13	4	205		10		200							4	
5 Johnson William	16	24		500			4	1	2					400		76		76	220				500		5	
6 Johnson John W.	260	100		7200	100		5	2	5		2	75	30	1025		60	40	500	1500						6	
7 Ferguson Washington	23			400			1	2	2				5	300				25	150						7	
8 Adams Esau Lee	33			600			3				27		7	890				500	200						8	
9 Ballinger Adam	75	105		3000	100		6		5		2	16	5	665		40		750	50						9	
10 Ballinger Columbus		120		1800			2	2	1				12	500												10
11 Gaster William	50	50		2500	100		4		1		11	15	13	605		200		180	300						11	
12 Gaster William K.	50	80		2500	100		6	1	5		18	30	20	1150		200		195	300						12	
13 Dinarwidde John	40	40		1200			4	1	2			5	8	535				100	35						13	
14 Allen James W.	30	10		400			1		2			19	6	175		25		100	200						14	
15 Fincke John	40	70		1500			4		2			7	10	350		75		125	50						15	
16 Robey Thos	30	120		800			4	1	2			19	13	500		166	18	100							16	
17 Mullins William	15			200			1					4	3	100				75							17	
18 Bottoms A. L.	80	80		1200	100		6	1	6		1	25	20	915		22	50	250	100						18	
19 Powell Cyrus	70	90		1500	50		4		2		2	15	15	480		65	10		50						19	
20 Powell George	15	25		400			6	1	2	2	3	10	15	810		65	10		50						20	
21 M Daniel Jacob	26	68		900			2	1	2				5	300		37		200							21	
22 M Daniel Levi	20	28		450			3		2			5	6	300				150	250						22	
23 Baird Joseph	30			300				2	2		3	8	3	325				100	150						23	
24 Rhoads Henry	30	25		550			3		1			16	15	415		61		250	200				1000		24	
25 Caton George W.	55	55		1100			4		2		1	20	13	525		87	20	50	80						25	
26 Pugh John	19	61		800			4		3		1		6	520		110		100	20						26	
27 Crane Bryant P.	10	40		400					1				1	60		10									27	
28 Crane Alexander	20			225			4		1				4	275				60	100						28	
29 Crane George M.	75	165		3000	150		12	4	4		3	50	9	1650		230		50	300						29	
30 Karel Jesse	35	85		600			3	1	1			22	2	350				100	65						30	
31 Gaster William	225	255		7200	150		22		7		15	40	40	2550		370	40	250	500						31	
32 Darr John	20	110		1000			4		1		1	18	5	420				75	25				660		32	
33 Boldridge William	20	60		750			12	4	3		25	15		1850				50							33	
34 Delaney Arthur	20			400			2		1				5	210				50							34	
35 Minter Jeremiah	20	350		4000	200		3	1	2		2	10	16	460		45	50	100	50						35	
36 Douglass Joel A.	40	20		500	100		8		2			30	15	795				100							36	
37 Wine Joseph	40	40		900	150		6		8			20	13	830		270		100	250						37	
38 Inlow Dudley V.	60	149		1600	100		6		4		8		8	840		30		50							38	
39 Gaster Mason	40	68		1000	50	1000	6		7		35	23	16	1565		200		600	200						39	
40 Willis Alexander	300	100		10000	250		8		2			12	13	785		56		500	90						40	
	2330			44575	2125	100	185	71	110	2	175	586	421	31400		2649	250	6661	6380					2160		

State of Missouri, enumerated by me on the 5th day of August, 1870.

John Baum Ass't Marshal.

YEAR ENDING JUNE 1, 1870.

Cotton.	Wool.	Peas and Beans.	POTATOES.		Orchard products.	Wine.	Produce of Market Gardens.	DAIRY PRODUCTS.			SEED.			SUGAR.					BEES.		Forest products.	Value of Home Manufactures.	Value of animals slaughtered for sale.	Estimated value of all farm production, including herds, flocks, and additions to stock.	TOTAL VALUE.			
			Irish.	Sweet.				Butter.	Cheese.*	Milk sold.	Hay.	Clover.	Grass.	Hops.	Hemp.	Flax.	Flax-seed.	Silk cocoons.	Maple.	Cane.						Molasses.	Wax.	Honey.
(450 lbs.)	Lbs.	Bush.	Bush.	Bush.	Dolls.	Gallons.	Dolls.	Lbs.	Lbs.	Gallons.	Tons.	Bush.	Bush.	Lbs.	Tons.	Lbs.	Bush.	Lbs.	Lbs.	Hds. (1,000 lbs.)	Gallons.	Lbs.	Lbs.	Dolls.	Dolls.	Dolls.		
25	26	27	28	29	30	31	32	33	34	35	36	37	38	39	40	41	42	43	44	45	46	47	48	49	50	51	52	
																										175	250	
	95										70															1640	2800	
	80				20			25													8					200	700	
	50																				29					50	175	
																											50	175
																												286
	420										10									40	20					280	1556	
	20																										100	
																											350	520
	40		20																								270	750
																												250
	40		10								4																160	620
	60		10								4																160	635
	10										3															50	200	
	45																										90	300
																											90	275
	60		10																								150	400
	88										3																150	300
																												300
	30																										180	340
	30																										200	375
																												200
	25																										180	370
	17																											200
	30		21																								180	595
	26																										100	275
																												275
																											75	275
																											20	50
			10																								90	180
	100		60								30																200	850
	40																										100	220
	180										17																225	1175
	37		20																								25	175
	40		15								10																300	350
	9		45					25																			30	110
	32		20		30						15																250	500
	70		10					50			5																350	600
	50							25			7																175	775
			12					50			2																75	210
	60		40					20																			500	975
	29										15																220	635
	181 <sup>3</sup>		30 <sup>3</sup>		50			195			195						40				35					290	19852	

\* This will include only such cheese as is made upon the farm. Milk sent to cheese factories will be regarded as milk sold off the farm.



SCHEDULE 3.—Productions of Agriculture in Union Township, in the County of Monroe, in the  
 Post Office: Palmyra Mo

1	ACRES OF LAND.			PRESENT CASH VALUE.		7	LIVE STOCK, JUNE 1, 1870.								PRODUCE DURING THE YEAR.								24	
	2	UNIMPROVED.		5	6		8	9	10	11	12	13	14	15	WHEAT.			19	20	21	22	23		
		3	4												16	17	18							
Name of Agent, Owner, or Manager.	Improved.	Wood-land.	Other unimproved.	Of farm.	Of farming impro-ved and ma-chinery.	Total amount of wages paid during the year, in-cluding value of board.	Horses.	Mules and Asses.	Milk Cows.	Working Oxen.	Other Cattle.	Sheep.	Swine.	Value of ALL live stock.	Spring.	Winter.	Rye.	Indian Corn.	Oats.	Barley.	Buckwheat.	Rice.	Tobacco.	
	No.	No.	No.	Dolls.	Dolls.	Dolls.	No.	No.	No.	No.	No.	No.	No.	Dolls.	Bush.	Bush.	Bush.	Bush.	Bush.	Bush.	Bush.	Lbs.	Lbs.	
Cassell George	80	400		7200	200	175	6	2	6	2	12		23	900	100			150	100					
Clagget John A	70	80		2000	100		4		4			43	9	500	200			500	100					
Bondell Albert	110	200		7000	150		3		2		8	45	3	385	75			300	75					
Allen John	27			400			2		3			17		275	44			50	200					
Williams Cyler R	22			375			2	1	1		1			235										
Ritter Enoch	20	24		225					1	2			6	160				150						
Ralls Alexander	130	70		3500			5		4		11		30	650	160			250	200					
Rogers Alfred W	40			700			3		1		12	8	10	430										
Coleman Perry	75	568		3500			6		6	4	11	40	24	1025	130			500	117					
Proctor James W	200	44		7000	300	100	8		5		10	15	6	995	120				75					
Proctor Lucy	500	620		18000	100		4		2		2	30	10	445	100	20		150						
Robasco Thomas	100	95		5000	100	50	10	4	4		3	2	20	1085	300			100	100					
Dibble Russell J	100	140		5000			10		4		8	36	21	915	85			300	400					
Ayles John W	16	74		900	50		2	2	2				16	365	200			200	500					
Prent Edward	60	60		1800	100		7		3		5	21	6	620	106			350						
Clagget Thomas	164	100		4000	100		7		3		35	50	15	970	135			250	200					
Sams William B	50	150		4000	100		3		2		10	12	10	445	25			500	100					
Smith George H	150	170		4500	150		14	1	6			24		1065	50									
Crane Nelson L	130	190		6000	100		8		2		3	13	13	765				250	126					
Voegel Frederick	35	185		3150	100		2		2		2	9	15	315	180									
Voegel John	22	68		1200	100		2		1		1		7	220	180									
Rogers Charles R	30	50		1200	100		2	2	3		1	8	8	410				50						
Lamm Frederick	20	60		1000	50		4		2		1		12	400		25		50						
Munder John	120	120		3600	50		7		4		1	20	12	800	200				25					1000
York John P	500	141		17500	100		16		7		70	70	12	3950	150				70					
Bastone Morgan	180	103		5660	100		10		3		25		25	1450	350			700	500					
Goodman Joseph	65	35		1500	100		4		4		1	11	25	585	75			150	60					
White Ched M	190	110		5000	150		1	2	8		16	7	25	1000	380			300						
Carter James	40	120		1500	75		6	1	3		2	15	5	840	37	10		500	150					
Samuel Gray	40	40		600			5	1	2		1	14	3	645	57	23		250	100					
Deans Joel	10			100														50						
Rhodes Edwin	25	35		700	50		3		1				1	250	100			100	300					
Wooler Philip	6	3		500			2							150				50						
McPeck Daniel	5	15		200			2						6	175	90									
Rhodes Kian	35	66		1000	100		3		2				3	300	50			50	125					
Maddux James	200	120		4800	100	150	16	2	6		11		9	1920	300			750	284					
Maddux Pizer	20	180		3000	100		4		1			10	3	375	50	30			30					100
Bowles Thomas	200	120		5000	100	125	13		4		11	2	27	1560	290			100	260					
Stark Ludwig	40	76		1500	100		2	2	2				8	580	200									
Bowles John J	70	130		4000	150	100	4		3		6	40	8	600	300			200	150					
				3897	4754	144	150	3175	100	212	20	119	8	280	562	436	28755	4516	108	7250	4447			1100

State of Missouri, enumerated by me on the twelfth 10<sup>th</sup> day of August, 1870.  
John Baum, Ass't Marshal.

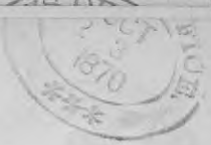
YEAR ENDING JUNE 1, 1870.

Cotton. Bales (50 lbs.)	Wool. Lbs.	Peas and Beans. Bush.	POTATOES.		Orchard products. Dolls.	Wine. Gallons.	Produce of Market Gardens. Dolls.	DAIRY PRODUCTS.			Hay. Tons.	SEED.		Hops. Lbs.	Hemp. Tons.	Flax. Lbs.	Flax-seed. Dush.	Silk cocoons. Lbs.	SUGAR.			BEES.		Forest products. Dolls.	Value of Home Manufactures. Dolls.	Value of animals slaughtered or sold for slaughter. Dolls.	TOTAL VALUE. Dolls.		
			Irish. Bush.	Sweet. Bush.				Butter. Lbs.	Cheese.* Lbs.	Milk sold. Gallons.		Clover. Bush.	Grass. Dush.						Maple. Lbs.	Cane. Hbds. (1,000 lbs.)	Molasses. Gallons.	Wax. Lbs.	Honey. Lbs.						
25	26	27	28	29	30	31	32	33	34	35	36	37	38	39	40	41	42	43	44	45	46	47	48	49	50	51	52		
			64							20																275	520	1	
	100				25					4																200	800	2	
	200				50					4																290	915	3	
	35																									150	275	4	
																												250	5
			60																	100	20					50	250	6	
																					20	40				225	680	7	
	23																											100	8
	100							100		50										400	10					350	970	9	
	50									30																220	810	10	
	50									1																300	740	11	
	50				20																					200	565	12	
	150				25			100		20																270	895	13	
			25							6																200	730	14	
	50				20					6																50	530	15	
	150		21							20																315	875	16	
								60		6																225	645	17	
	58																					3				350	500	18	
	30		10							6																150	500	19	
	30		20																							60	280	20	
			10																									225	21
	20																									60	190	22	
			20																							60	185	23	
	40		40		50			50		20																210	715	24	
	280		50							40																		710	25
								50																		1760	1825	26	
	60		30							6																150	470	27	
	20							200		15																840	1240	28	
	30																									180	710	29	
	35		10							3																75	420	30	
			25																									75	31
																										60	380	32	
			20																									75	33
										25																80	175	34	
								300		24										100	15				400	1885	36		
								75																		50	150	37	
	35																									240	670	38	
																										80	300	39	
	100		20					100																		440	900	40	
	1690		451		190			1060		251									600		20	55			8640	22555			

\* This will include only such cheese as is made upon the farm. Milk sent to cheese factories will be regarded as milk sold off the farm.



SCHEDULE 3.—Productions of Agriculture in Union Township, in the County of Maine, in the Post Office: Palmyra Me



1	ACRES OF LAND.			PRESENT CASH VALUE.			LIVE STOCK, JUNE 1, 1870.								PRODUCE DURING THE YEAR.									
	Improved.	UNIMPROVED.		Of farm.	Of farming implements and machinery.	Total amount of wages paid during the year, including value of board.	Horses.	Males and Asses.	Milk Cows.	Working Oxen.	Other Cattle.	Sheep.	Swine.	Value of all live stock.	WHEAT.		Rye.	Indian Corn.	Oats.	Barley.	Buckwheat.	Rice.	Tobacco.	
		No.	Wood-land.												Other unimproved.	Dolls.								Dolls.
2	3	4	5	6	7	8	9	10	11	12	13	14	15	16	17	18	19	20	21	22	23	24		
1	50	140		3800	100	150	7		2	1	30	17	745	350				50						
2	180	110		5000	700	200	8		6		5		940	500			500							
3	70	90		5000	700	400	6		4	2	12	10	740	84			350	270						
4	220	300		10000	750	300	8		6		8	15	12975	100			100	300						
5	350	240		11800	300		16	1	7		145	7	304570	500			100	300						
6	75			300			1						3175											
7	75			500			4		2				8400											
8	200	176		5000	700	60	8	10	5		12	35	302105	704				250						
9	45	60		1800	50		2	2	2		4	20	6370	30				100						
10	35	80		1700	50		2		1				8375	100				200						
11	76			400			2		1		2		290											
12	80	460		6000	700	200	6	1	4		5	18	301065	400			25	200						
13	8	40		700	50		1		1				5150					60						
14	6	38		500			4		1		1		6375											
15	12	28		400			1		2		1		7200	40										
16	150	240		9000	175	300	7	3	5	2	5	32	251460	600			400							
17	13			700			2		2				200											
18	80	140		2500	100		8		5		7	15	10900	220				500						
19	165	155		5000	50	75	2	4	2				8610					150						
20	5			50			1		1				17200	170				60						
21																								
22																								
23																								
24																								
25																								
26																								
27																								
28																								
29																								
30																								
31																								
32																								
33																								
34																								
35																								
36																								
37																								
38																								
39																								
40																								
	1745	2287		69650	1875	1735	96	21	59	2	20	184	25416900	3293	25	2360	1460							

State of Missouri, enumerated by me on the 10<sup>th</sup> day of August, 1870.

John Baum, Ass't Marshal.

YEAR ENDING JUNE 1, 1870.

YEAR ENDING JUNE 1, 1870.																									TOTAL VALUE.					
Cotton. Bales (490 lbs.)	Wool. Lbs.	Peas and Beans. Bush.	POTATOES.		Orchard products. Dolls.	Wine. Gallons.	Produce of Market Gardens. Dolls.	DAIRY PRODUCTS.			Hay. Tons.	SEED.		Hops. Lbs.	Hemp. Tons.	Flax. Lbs.	Flax-seed. Bush.	Silk cocoons. Lbs.	SUGAR.			BEES.		Forest products. Dolls.	Value of Home Manufactures. Dolls.	Value of animals slaughtered or sold for slaughter. Dolls.	Estimated value of all farm produce on hand and addi- tions to stock. Dolls.			
			Irish. Bush.	Sweet. Bush.				Butter. Lbs.	Cheese.* Lbs.	Milk sold. Gallons.		Clover. Bush.	Grass. Bush.						Maple. Lbs.	Cane. Hds. (1,000 lbs.)	Molasses. Gallons.	Wax. Lbs.	Honey. Lbs.							
25	26	27	28	29	30	31	32	33	34	35	36	37	38	39	40	41	42	43	44	45	46	47	48	49	50	51	52			
	75									20																490	870	1		
					70			75		70																400	1700	2		
	40		30							10											m 15					290	710	3		
	50									15																300	700	4		
	17									170																2450	1910	5		
																												50	6	
																												100	7	
	100									70																	300	600	8	
																												100	9	
	85																									150	760	10		
	80		100							6																50	210	11		
	80		100							6																160	860	12		
																										50	100	13		
																										40	100	14		
			100							1												m 40				90	220	15		
	100		20							9																400	1320	16		
			30							3																		100	17	
										3																	40	75	750	18
																											40	75	200	19
																											50	195	20	20
																														21
																														22
																														23
																														24
																														25
																														26
																														27
																														28
																														29
																														30
																														31
																														32
																														33
																														34
																														35
																														36
																														37
																														38
																														39
																														40

I hereby certify that the foregoing returns have been well and truly made, and that the enumeration of population is full and correct, and all the facts required by law, have been fully collected according to the tenor of my oath of office.

John Baum  
Ass't Marshal

577      350      70           25           238                     1035                                                   1070      10585

\* This will include only such cheese as is made upon the farm. Milk sent to cheese factories will be regarded as milk sold off the farm.

SCHEDULE 3.—Productions of Agriculture in Marion Township in the County of Marion  
Post Office: Calumya News



1	ACRES OF LAND.			PRESENT CASH VALUE.		7	LIVE STOCK, JUNE 1, 1870.									PRODUCE DURING THE										
	Improved.	UNIMPROVED.		Of farm.	Of farming implements and machinery.		Horses.	Males and Ases.	Milch Cows.	Working Oxen.	Other Cattle.	Sheep.	Swine.	Value of All live stock.	WHEAT.		Rye.	Indian Corn.	Oats.	Barley.	Buckwheat.	Rice.	Tobacco.			
		No.	Wood-land.												Other unimproved.	Dolls.								Dolls.	No.	No.
2	3	4	5	6	8	9	10	11	12	13	14	15	16	17	18	19	20	21	22	23	24					
Schoubrun Giddig	38	42		1500			2	2		1	7	3	235		110										1	
Hayne Christaw	7	33		400									6	30											2	
Brochu Saet	50	113		2500	150	200	6	1	3		5		10	600		300		300							3	
Zinnind Anthony	5	158		1800			2		2				5	325											4	
Muldam Melan	14	66		800			2		1		1		7	275		4				25					5	
Forst Marion	10	135		1200			2		1				2	250											6	
Vandlandingham	70	90		1600			3		2		3		18	375					300	50					7	
Vandlandingham Wm	60	100		4000			5		5		1	40	26	650		150		100	100						8	
Grocks George	130	100		3500	600	150	7		8		5	42	14	720		270		100							9	
Warrin William J.	60	100		1600	50		4		2		2	10	10	430		40		100	125						10	
Lemus Geo. W.	120	150		16000	250	150	7		4		7		34	10000		500		100	240						11	
Smith John C.	50	150		4000	150	100	4		6	1	4	5	10	660		156		75							12	
Smith Land R.	8			100			2		1				6	200				150							13	
Wells Benedict	90	70		3200			5		2		7		18	720		100		250	80						14	
Robbins Dray	20			200			3		3		3		7	335		66		25	18						15	
Mastra John	110	72		3500			8		2		6	10	12	780		150		75	90						16	
Warrin Mrs B.	56	104		3500					2					150											17	
Gibbins Morris	120	180		5000	250	1000	11	2	4	14	1		100	2500		250			500						18	
Gibbins Julian	80			850			3		1					300											19	
Gibbins Isaac	100	20		2500	160		4		2		8		25	450		180		250							20	
Cutler John	40	160		2200			2		1					200				500							21	
Smith Jackson W.	100	60		4000	150	100	3		4	2	12	70	40	950		216		600	250						22	
Robinson Mrs F.	80	80		3000	100		3		2	4		1	10	7	535		300		50						23	
Williams Mrs H.	60	90		3000	140		5		2	4		1		15	885		170		150						24	
Willis Jeremiah R.	70	90		2500		200	7		3				7	670		100		150	50						25	
July Joseph W.	12			350			3		1		1			18	350		30		150	30					26	
July Elisha	100	300		5000	150	60	5	3	5	2	12	21	40	1405		220		1000	250						27	
Duckam Mrs P.	120	92		4000	100	200	8	5	6		10	30	30	1730		250		50	300						28	
Clark James R.	80	80		4000			3	2	3				10	13	500		150		500	600					1500	29
Young Archibald	70	70		2000			5	1	3				14	18	725		250		500							30
Brown James A.	55	61		1500		100	5	1	1		7	9	14	625		200	10	250	100							31
Hayden James W.	90	24		4500	200		7	2	2	2	1		12	1145		780			150							32
Dear Thos. C.	100	120		5000	200		12		5		11	28	35	1380		160	200	500	100							33
Hayden Emek	70	60		3000	100	50	2	4	2		6	12	14	900		345	20	125								34
Melans Arthur	100	230		8000	150	300	12		2		3		22	990		450		125	900							35
Melans Lewis F.	40	20		2000	100	200	2	2	3		1		9	505		210	45	110								36
Daltus James W.	100	140		4800	150	50	5		3		1		8	580		150		250	175							37
Shannon Geo. H.	5	60		1600			1		2					200					5							38
McCook John W.	55	65		1800		50	12		6				25	10	1155		140		500	150					1000	39
Moss William	100	34		1500	300	800	12	3	6		12		32	1800		800										40
TOTAL	2590	3915		32800	3350	3710	194	33	16	21	133	343	647	28215		4227	275	4340	4283						1600	

State of Missouri, enumerated by me on the 11<sup>th</sup> 12<sup>th</sup> day of August, 1870.  
John Cannon, Ass't Marshal.

YEAR ENDING JUNE 1, 1870.

Cotton.	Wool.	Peas and Beans.	POTATOES.		Orchard products.	Wine.	Produce of Market Gardens.	DAIRY PRODUCTS.			SEED.			Hops.	Hemp.	Flax.	Flax-seed.	Silk cocoons.	SUGAR.			BEES.		Forest products.	Value of Home Manufactures.	Value of animals slaughtered or sold for slaughter.	Estimated value of all farm production, including bet-terments and addi-tions to stock.	TOTAL VALUE.	
			Bales (450 lbs.)	Lbs.				Bush.	Bush.	Bush.	Dolls.	Gallons.	Dolls.						Lbs.	Lbs.	Gallons.	Tons.	Bush.						Bush.
25	26	27	28	29	30	31	32	33	34	35	36	37	38	39	40	41	42	43	44	45	46	47	48	49	50	51	52		
											2															75	210	1	
																											75		2
			30								3															325	700	3	
																								350	25	475		4	
			10																							80	200	5	
																								150	50	400		6	
			20								10													100	175	390		7	
	80																				60					250	550	8	
	100		50					200			35															300	800	9	
	40																									125	215	10	
			10								10															200	635	11	
	13		50																							200	375	12	
			25																							60	210	13	
																										140	439	14	
			25					25																		100	220	15	
	50							20			30															100	650	16	
											5														4000	400	4100	17	
																											980		18
																										80	100	19	
																											380		20
																											400		21
	108		100					100			40															225	1570	22	
	20							25																		175	520	23	
			15					50			10															200	550	24	
			10					100			2															175	475	25	
			10					50			5															100	340	26	
	75		20					50			10															450	1450	27	
	90										5															300	680	28	
	30		10					25																	100	300	1135	29	
	40		20								3															300	875	30	
	40		20					50			4															140	630	31	
																										100	900	32	
	60		100								5															240	985	33	
	25		30																							220	765	34	
			10								8															350	1190	35	
											3																165	480	36
			30					50																		100	505	37	
																												100	38
			10								8															120	800	39	
								40			100															360	2025	40	
	77		605					785			295															6405	28410		

\* This will include only such cheese as is made upon the farm. Milk sent to cheese factories will be regarded as milk sold off the farm.



State of Missouri, enumerated by me on the 13<sup>th</sup> @ 15<sup>th</sup> day of August, 1870.  
John R. ..., Ass't Marshal.

YEAR ENDING JUNE 1, 1870.

Cotton. Bales (50 lbs.)	Wool. Lbs.	Peas and Beans. Bush.	POTATOES.		Orchard products. Dolls.	Wine. Gallons.	Produce of Market Gardens. Dolls.	DAIRY PRODUCTS.			SEED.			Hops. Lbs.	Hemp. Tons.	Flax. Lbs.	Flax-seed. Bush.	Silk cocoons. Lbs.	SUGAR.		Molasses. Gallons.	BEES.		Forest products. Dolls.	Value of Home Manufactures. Dolls.	Value of animals slaughtered or sold for slaughter. Dolls.	TOTAL VALUE.			
			Irish. Bush.	Sweet. Bush.				Butter. Lbs.	Cheese* Lbs.	Milk sold. Gallons.	Hay. Tons.	Clover. Bush.	Grass. Bush.						Maple. Lbs.	Cane. Hhds. (1,000 lbs.)		Wax. Lbs.	Honey. Lbs.				Dolls.	Dolls.		
25	26	27	28	29	30	31	32	33	34	35	36	37	38	39	40	41	42	43	44	45	46	47	48	49	50	51	52			
	120		50								3																225	1445		
	200		50								40																	175	1250	
	40							40													20							100	465	
			10																		5	10						100	200	
	100										25										50			250				650	1550	
	60		25								50																	250	1300	
	50																											100	500	
	30										1																	150	275	
	300		20					50			15																	300	1700	
	10										6																	100	450	
	35																											100	175	
	25		10								40																	300	580	
	26																													520
																												60	125	
	33		20																									300	570	
	19		12																									30	400	
	40							50																				325	585	
	200		10					50			20													1000				420	2490	
	100		50																		25	25		50			300	1400		
			20																									165	800	
																												25	150	
			20	25				50			60																	390	1670	
											20																	200	450	
	10		40								15																	250	1080	
																					10	5						100	125	
			25								8																	140	460	
																												100	200	
																												100	150	
	25																											100	570	
											4																	300	1030	
								50																				175	425	
																												50	100	
																												75	245	
			50																		5	40						690	660	
	20		10																									200	375	
	50		25								4																	310	865	
	100		10								100																	95	910	
	100		20								100																	95	920	
	20		25								2																	140	320	
			20																		5	40						120	240	
	17 <sup>3</sup>		52 <sup>2</sup>		25			290			51 <sup>3</sup>										25	190		1300			4855	27665		

\* This will include only such cheese as is made upon the farm. Milk sent to cheese factories will be regarded as milk sold off the farm.



State of Missouri, enumerated by me on the 15<sup>th</sup> 16<sup>th</sup> 17<sup>th</sup> day of August, 1870.  
John Baum, Ass't Marshal.

YEAR ENDING JUNE 1, 1870.

1	2	3	POTATOES.		Orchard products.	Wine.	Produce of Market Gardens.	DAIRY PRODUCTS.			SEED.			Hemp.	Flax.	Flax-seed.	Silk cocoons.	SUGAR.			BEES.		Forest products.	Value of Home Manufactures.	Value of animals slaughtered or sold for slaughter.	Estimated value of all farm products, including terms and additions to stock.	TOTAL VALUE.						
			Irish.	Sweet.				Butter.	Cheese.*	Milk sold.	Hay.	Clover.	Grass.					Maple.	Cane.	Molasses.	Wax.	Honey.											
																												Bales (450 lbs.)	Lbs.	Bush.	Bush.	Bush.	Dolls.
1				20							8														150	375	1						
2	30										30	141														120	610	2					
3																										150	390	3					
4																										350	470	4					
5	70			15							5														15	35	125	1000	5				
6											15																	700	6				
7																											40	110	7				
8	20			20				100			70																380	1350	8				
9				25				50																			50	100	9				
10				30				150			5						150									45	210	630	10				
11				30				150			5																	330	11				
12																												270	12				
13																												75	13				
14	12																										25	60	14				
15	50			3	50			100			2															20	150	700	15				
16	37			20				25																			25	120	270	16			
17																												180	360	17			
18											50																	100	500	18			
19																												50	50	19			
20																												500	20				
21				45																								40	300	21			
22				20							7																	180	485	22			
23	30							50																			30	120	575	23			
24	30			10				200			150	15																300	2350	24			
25																												400	880	25			
26																												100	540	26			
27																													200	27			
28	20										1																20	60	250	28			
29											1																	20	50	250	29		
30	60			50							5																	40	225	600	30		
31	30										3																		105	150	31		
32																													105	150	32		
33																												20	120	195	33		
34																													100	225	34		
35				10																									100	600	35		
36	75			10							20																	20	200	980	36		
37				12																								15	60	200	37		
38	12			30							30																	20	370	1485	38		
39	75										80																		50	150	1250	39	
40																													50	300	40		
	609			350	50			825			487	32	1				150										45	245	35	85	50	5240	20050

\* This will include only such cheese as is made upon the farm. Milk sent to cheese factories will be regarded as milk sold off the farm.



SCHEDULE 3.—Productions of Agriculture in *Warren Township*, in the County of *Monroe*

Post Office: *Palmyra Mo*



Name of Agent, Owner, or Manager.	ACRES OF LAND.			PRESENT CASH VALUE.		Total amount of wages paid during the year, including value of board.	LIVE STOCK, JUNE 1, 1870.								PRODUCE DURING THE									
	Improved.	UNIMPROVED.		Of farm.	Of farming implements and machinery.		Horses.	Males and Asses.	Milch Cows.	Working Oxen.	Other Cattle.	Sheep.	Swine.	Value of all live stock.	WHEAT.			Indian Corn.	Oats.	Barley.	Buckwheat.	Rice.	Tobacco.	
		No.	Wood-land.												Other unimproved.	Dolls.	Dolls.							No.
1	2	3	4	5	6	7	8	9	10	11	12	13	14	15	16	17	18	19	20	21	22	23	24	
1 <i>Quin Conleids C</i>	132	10		2300	100		8	3	4		27	870					250	300						
2 <i>Shatz Henry C</i>	100	50		3200	100	200	4	4	16		30	760			120	25	250	200						
3 <i>Abert John W.</i>	60	100		3000			4	4	4		20	540												
4 <i>Ball Abertone</i>	30			600			2	1	1		8	235			15		30	100						
5 <i>McClintic Moses</i>	100	287		6000	250	200	15	7	30	30	35	1880			70		100	300						
6 <i>McClintic John J.</i>	45	75		2400	50		3	3	9		10	440			15	70	50	150						
7 <i>Dames John H.</i>	100	180		5600	150		11	3	9		14	30	25	1700			90	100						
8 <i>Green Ellis C.</i>	75	134		4600	100		3	3	3		15	430						100						
9 <i>Morris Jas. W.</i>	70	90		2100			4	1	3		6	550						50	100					
10 <i>Kealey Samuel</i>	15	98		1300			3	3				420						100						
11 <i>Shurtidge Jas. H.</i>	55	30		1500	100		6	2	20	15	7	760			24		350	25						
12 <i>Sankel Nicholas</i>	60	80		2400	100		7	3	21	10	5	920			15	25	100	300						
13 <i>Baird Alexander</i>	200	200		10000	300	300	13	5	75	40	30	3030			140		800							
14 <i>Hufford Mrs</i>	60	50		3000	150		5	6	13	8	24	800			12		3	125	320					
15 <i>Hufford Harriet</i>	80	80		3200	50	100	6	8	5	43	25	21	1690			20		2000	400					
16 <i>Blackburn Benj</i>	50	30		1800	100	200	3	12	5		11	635			72	98	250	80						
17 <i>Williams Mrs</i>	60	20		1600	100		2	3				250			45		125	40						
18 <i>Shoop John R.</i>	40	90		1200	100		6	4	14		10	750			40	30	100	100						
19 <i>Quidwell Louis C.</i>	42	78		2500	100		5	6	18	4	14	805			60	30	300	190						
20 <i>Shoop Thomas</i>	50	30		1200			1	2	15		14	350			35	15	75	200						
21 <i>Sandford Robert</i>	140	60		1500	50		3	3	1	6	14	415						50	150					
22 <i>Brown Silas</i>	10			100			2					200						100						
23 <i>Stisher Matthew</i>	10			200			4	2				350						50	25					
24 <i>Williams Saul</i>	10			200					1			25						75	25					
25 <i>Bird Mrs H</i>	400	500		30000	400	1000	36	1	18		122	100	7780			280	400	375	1550					
26 <i>Shaw Henry P.</i>	40	40		800			2	2	1	10	6	270			15	30		100						
27 <i>Sullivan Rudolph</i>	100			2800	100		8	2	3	8	9	1060			19		200							
28 <i>Quin David W.</i>	140	100		2500	100		6	6				27	830			40	50	300	100					
29 <i>Gorris James</i>	35	45		800			2	2	3	11	13	305						100						
30 <i>McGuffin James</i>	60	40		800			5	2	4			12	550			20		100	100				2000	
31 <i>Neal William</i>	25	55		850	50		2	1	*			300												
32 <i>Sullivan Robert</i>	140	40		875	100		4	1	1			4	415			40		250					4000	
33 <i>Boff Thomas</i>	20	80		1000			2	1	1			8	9	285			35	26	200	76				
34 <i>Graves James</i>	20	140		800			2	1				14	300			190		135	150					
35 <i>Hauker Mrs</i>	15	85		1200			4	3		10	17	11	450			72		250	42					
36 <i>Cruik Thomas</i>	60	20		800			4	3	3	6	9	435			62	80	125	360						
37 <i>Ryan John W.</i>	40	40		560			2					0	200			30		200	100					
38 <i>Smith Jephtha R</i>	17	28		400			5	3	2			9	575					100						
39 <i>Collins Saul E.</i>	35	45		800			1	1				1	125											
40 <i>Stacy David W.</i>	17	19		500			2	1				4	275					100	100					
	2598	3149		106255	2650	2000	257	21	138		439	220	855	33140	12	1594	882	6955	6683					6000

State of Missouri, enumerated by me on the 17th day of August, 1870.  
*John Bann*, Ass't Marshal.

YEAR ENDING JUNE 1, 1870.

	Cotton. Bales (450 lbs.)	Wool. Lbs.	Peas and Beans. Bush.	POTATOES.		Orchard products. Dolls.	Wine. Gallons.	Produce of Market Gardens. Dolls.	DAIRY PRODUCTS.			SEED.			Hops. Lbs.	Hemp. Tons.	Flax. Lbs.	Flax-seed. Bush.	Silk cocoons. Lbs.	SUGAR.		Molasses. Gallons.	BEES.		Forest products. Dolls.	Value of Home Manufactures. Dolls.	Value of animals slaughtered or sold for slaughter. Dolls.	TOTAL VALUE. Dolls.	
				Irish. Bush.	Sweet. Bush.				Butter. Lbs.	Cheese.* Lbs.	Milk sold. Gallons.	Hay. Tons.	Clover. Bush.	Grass. Bush.						Maple. Lbs.	Cane. Hhds. (1,000 lbs.)		Wax. Lbs.	Honey. Lbs.					
	25	26	27	28	29	30	31	32	33	34	35	36	37	38	39	40	41	42	43	44	45	46	47	48	49	50	51	52	
1				25								3										25					120	485	
2				50								15										20					265	800	
3																											100	350	
4																											50	180	
5		120										50															225	930	
6												10															100	335	
7		50		10								9										6		100			180	490	
8																											280	300	
9				50								9															160	295	
10												1															50	150	
11		60																									75	400	
12		50																									100	280	
13		80										60															350	1100	
14		18		12								7															100	360	
15		40							60			15															500	2165	
16				40					400			4															300	860	
17									50			1										20					50	220	
18									50			2										20					100	290	
19		5		10					25			6										30					300	575	
20				6								3															100	235	
21																						40					75	150	
22																						20					50	125	
23																											60	100	
24																													90
25				100								270										200					420	4330	
26		10		30								2										20					100	160	
27				20								3										15					140	400	
28				20								2															60	375	
29																											30	100	
30												3															75	390	
31									50																				200
32				30																							75	740	
33																						30					150	325	
34		50		100																									415
35		36																				40					60	366	
36																						25					75	400	
37				20																		38					80	240	
38				12																		15					100	150	
39																													100
40																													115
	579		535						635			478										564		100			8945	20071	

\* This will include only such cheese as is made upon the farm. Milk sent to cheese factories will be regarded as milk sold off the farm.



SCHEDULE 3.—Productions of Agriculture in Warren Township, in the County of Marion, in the

Post Office: Palmyra Mo

Table with 24 columns: Name of Agent, Owner, or Manager; Acres of Land (Improved, Woodland, Other unimproved); Present Cash Value (Of farm, Of farming implements and machinery, Total amount of wages paid during the year); Live Stock (Horses, Mules and Asses, Milch Cows, Working Oxen, Other Cattle, Sheep, Swine, Value of all live stock); Produce During the Year (Wheat: Spring, Winter, Eye, Indian Corn, Oats, Barley, Buckwheat, Rice, Tobacco).

Summary row at the bottom of the table with totals for various categories.

State of *Missouri*, enumerated by me on the *19th* day of *August*, 1870.  
*John Baum*, Ass't Marshal.

YEAR ENDING JUNE 1, 1870.

No.	CROPS AND PRODUCTS																								TOTAL VALUE.	No.			
	COTTON.		WOOL.		PENS AND BEANS.		POTATOS.		ORCHARD PRODUCTS.	WINE.	DAIRY PRODUCTS.			SEED.			SUGAR.			BEES.		FOREST PRODUCTS.	VALUE OF HOME MANUFACTURES.	VALUE OF ANIMALS SLAUGHTERED OR SOLD FOR SLAUGHTER.			ESTIMATED VALUE OF STOCK.		
	Hales (450 lbs.)	Lbs.	Bush.	Bush.	Bush.	Dolls.	Bush.	Bush.			Dolls.	Dolls.	Lbs.	Lbs.	Gallons.	Tons.	Bush.	Bush.	Lbs.	Tons.	Lbs.							Bush.	Lbs.
25	26	27	28	29	30	31	32	33	34	35	36	37	38	39	40	41	42	43	44	45	46	47	48	49	50	51	52		
1											1											30				350	900	1	
2																												100	2
3			11																			17						200	3
4																						28				75		100	4
5																										90		110	5
6	30										10															275		570	6
7																						20				45		65	7
8	35		35					75			5										50					160		450	8
9	15		10								6										15					200		420	9
10																										35		100	10
11	120		5					100			50												7			375		875	11
12																						27				120		525	12
13																						24				120		640	13
14	18										2															120		560	14
15	40		10								5															60		295	15
16	85							50											300			40				120		700	16
17											50																	500	17
18	24																					10				100		100	18
19	11		20																			20				100		150	19
20																												50	20
21																												210	21
22																										50		85	22
23			60								5															125		200	23
24	28		25					50			16															100		300	24
25	40		30					100			15															150		890	25
26								25			1															250		275	26
27																										50		75	27
28	50							34																		70		250	28
29											20															50		230	29
30	100										20															175		600	30
31																												340	31
32											5															200		575	32
33	89										8															140		450	33
34	30																									80		265	34
35	60		25	50							18															160		1050	35
36	25																					40				100		150	36
37																										435		975	37
38																												50	38
39	60		29								8															100		425	39
40	40							50																		140		385	40
	920		280	50				484			285															4740		15040	

\* This will include only such cheese as is made upon the farm. Milk sent to cheese factories will be regarded as milk sold off the farm.

SCHEDULE 3.—Productions of Agriculture in Warren Township, in the County of Monroe

Post Office: Palmyra Mo



Name of Agent, Owner, or Manager.	ACRES OF LAND.			PRESENT CASH VALUE.		Total amount of wages paid during the year, including value of board.	LIVE STOCK, JUNE 1, 1870.								PRODUCE DURING THE YEAR.									
	Improved.	UNIMPROVED.		Of farm.	Of farming implements and machinery.		Horses.	Mules and Asses.	Milch Cows.	Working Oxen.	Other Cattle.	Sheep.	Swine.	Value of ALL live stock.	WHEAT.				Barley.	Buckwheat.	Rice.	Tobacco.		
		No.	Wood-land.												Other unimproved.	Dolls.	Dolls.	No.					No.	No.
1	2	3	4	5	6	7	8	9	10	11	12	13	14	15	16	17	18	19	20	21	22	23	24	
White Richard	25	135		3200	160	100	5	3		9		20	600		117	30	200	100						
Kiser Peter	120	250		5600	150		8	1	2	6		8	5	1050		500	25	100	300					
Clark John	30			400			1	1		1		15	200		80		200	100						
McDaniel Joseph	10			200	100		2	1				1	200				75							
Marshall David	18	182		3000	160		5	4		6	6	9	600		60									
Goffman William	35	85		1200			4	2		1		2	375		205			290						
Cobb Waddy	50	150		2000			4	3		2	20	9	470		200	40	100	100						
Bowles William	20	20		400			4	1		9		2	400		70		50	25						
Gardner James	100	120		3500	100		2	1				12	250		100		500	100						
Dilliner Albert	115	125		4500	100		9	6		2	35	41	1150		386		200							
Lutgerding John	100	60		2600	50		2	1	1		1	12	400		400		700	144						
Kelley David	100	20		1200			2	2				4	425		405	190		174						
Kelley Jacob	15	25		400					2				2	60										
Nance Alfred	100			2000	25		6	6				30	750				250	200						
Van El Andrew	100	100		3000	150		4					2	305		200	20	100	100						
Griffith Benjamin	350	130		17000	600	150	7	3	5		65	30	15	4880		160	113	150	500					
Griffith William	120			1800	50		7	1				6	680		140		350	250						
Cochran Patrick	10	30		700			1						100				50							
Bond Alfred	280	40		10000	200	300	10	3	6		5	15	25	1500		30	30	100	600					
Bond Joseph	200	166		7200	200	100	14	1	5		24	4	14	1875		80	100	250	400					
Vance Samuel	140	40		3600		300	14		5		30		80	2125		60	180	1000	200					
Swigart Jacob	750	78		4000	100		14	2	3		2	27	14	1500		108	82	70	300					
Hagan James E	40	80		1800	100		2		2			10	350		48			500						
Christian John	80	120		3000	100		4	4	2			15	700		50			250						
Gardner James H	90	70		2400	100		3		2			4	16	375		67		120	225					
Scherer Nicolas	60			1000	100			2	1			17	8	325										
Weber John	20			250			4		2			10	9	420				62						
Mitchell William	30			450			1		1				4	150		15		350	50					
Mitchell Samuel	40	60		800			2				4		25	300		100		350	100					
Mitchell John	30			250			2		1			7	5	225		30		150						
Zuscher Adam	67	43		1000			3	1	4		6	6	600		45		200	110						
Davis Oliver P	150	240		5000	150		2		2				22	275		300	28	200	60					
Vance Robert W	70	75		2000	75		2		2				200		60		25	50						
Moore James H	16	109		1200	50		6		2			13	8	565		90		100						
Payne Maddison	20			350			3		2				2	295				400						
Burner Jacob S	30	100		1000			5		4		3	16	15	640		120		15						
Bowler Jacob Jr	40	40		800			3		2				10	325		20		150						
Sowers Isaac W Jr	20	140		800			3		2				2	295										
Perkins Jerome	7	33		400			1		1		1	7	4	200				25	50					
Buchner David	10	30		300			2	1	2				12	360		20	10	50	100					
	3005	2891		100300	2700	950	143	21	92	6	141	225	493	26505		4266	848	6165	5555					





SCHEDULE 3.—Productions of Agriculture in Warren Township, in the County of Union, in the

Post Office: Palmyra Mo

Name of Agent, Owner, or Manager.	ACRES OF LAND.			PRESENT CASH VALUE.		Total amount of wages paid during the year, including value of board.	LIVE STOCK, JUNE 1, 1870.								PRODUCE DURING THE YEAR.									
	Improved.	UNIMPROVED.		Of farm.	Of farming implements and machinery.		Horses.	Mules and Asses.	Milch Cows.	Working Oxen.	Other Cattle.	Sheep.	Swine.	Value of all live stock.	WHEAT.		Rye.	Indian Corn.	Oats.	Barley.	Buckwheat.	Rice.	Tobacco.	
		Wood-land.	Other unimproved.												Dolls.	Dolls.								No.
1	2	3	4	5	6	7	8	9	10	11	12	13	14	15	16	17	18	19	20	21	22	23	24	
Kincaid Andrew K	50	39		1000	100		14	2	3		7	34	23	1500		270			100					
Show Thomas	24	60		800			3	1	2				14	410				50	50					
Show William	50	70		1000			4		3	2			1	500		70								
Show Henry P	30	50		600			2	1	5			12	5	410										
Hilley John C	45	75		1200			2		2		3	4	12	330		24	25							
Payne Leonard B	75	65		1000		200	6		2	2		15	30	800		50	50	500	300					
Mitchell William W	25	55		800			1		1				8	150				200	30					
Martin James W	160	400		7000	300		7	3	4		40		50	2470					360					
Kelly Timothy	100	60		1800			11	5	3		2	3	28	1580		119		100	100					
Welch James	12	68		500			2	1	3				9	480		40			37					
Wood Ephraim	50	95		2500	100	50	6		4		14	3	25	920		100		250	500					
Thomas Edmund	150	134		5600	150	100	7	2	7		5	18	24	1125		308	80	100	300					
Thomas Richard J	115	45		2400		100	3				34			1000										
Kinchloe Elias	50	41		1200			3		1					300										
Jones Robert A	40	40		1200	150	300	12		6		44	24	50	2370		104		100	420					
McElroy Hugh	160	160		4500	150		9		2		4	29	15	960		175	10	250	300					
McElroy James	110	134		4000	75		5		1				20	650		75			250					
Chisholm John L	110	130		4000	100		6	2	4			24	20	970		35			400					
Koath John	40	100		1800			2		2		2		12	300				50	100					
Shute Noah	50	110		1600	100		2		2		2			220				100	50					
Payne Russell	40	57		1500	100		8	3	3		4	35	20	1200		60	25	100	100					
Bragg Elias	45	45		1500			4		1		3	20	20	575		70		500	100					
Bragg Elias	45			600			3	1	5		25	10	40	1135		14		500	350					
Hilley William C	50	110		1600			6		2		3	10	20	700		50	38	100	20					
Show Benjamin K	20	60		800			2	1	1			6	6	345		29		40	163					
Jenil. James K	300	100		5000	150		10	1	6		30	25	34	1800		300	15	100	400					
Barnet Washington	100	107		3000	100		9		6		50	18	35	1975		50		400	280					
Smith Michael	40	49		850			3		1		2			300				250						
Kincaid John	190	130		4800	150		4	2	6		3	25	26	980		300		100	150					
Lougans John D	46	30		900			3		3		13	4	20	590		21		100	400					
Christian William	45			600			4		4			20	11	520		14		100	200					
Hollyman Thomas	24			250			3	1	1				1	350		17		150	300					
Layson Caleb B	5			300			2		1				3	200				125						
Northland Joseph	54	26		1500			3		2		1		4	300		45		150	300					
Moglasson George B	18			1000			2		1				5	225				40	100					
Christian Samuel	188	152		4000	100		2	4	1		5	11	18	685		43		250	400					
Rhodes Tholemiath	100	116		3500	100		11		4		9	15	20	1425		80		750	220					
Vanoy Thomas E	80	160		3600	100		8	2	3		7	15	38	1285		20		500	300					
Christian James	40	120		2400	100		5		3			24	9	575		30		125	115					
Thompson Edward	130	110		3600	100		5		1			4	4	465		200		500	500					
	3012	3271		85800	2225	750	200	32	112	4	300	387	642	33015		2705	243	6580	7695					

State of Missouri, enumerated by me on the 24<sup>th</sup> 25<sup>th</sup> day of August, 1870.  
*John Bauw*, Ass't Marshal.

YEAR ENDING JUNE 1, 1870.

Cotton.	Wool.	Peas and Beans.	POTATOES.		Orchard products.	Wine.	Produce of Market Gardens.	DAIRY PRODUCTS.				SEED.				SUGAR.			BEEH.		Forest products.	Value of Home Manufactures.	Value of animals slaughtered.	TOTAL VALUE.					
			Irish.	Sweet.				Butter.	Cheese.*	Milk sold.	Hvy.	Clover.	Grass.	Hops.	Hemp.	Flax.	Flax-seed.	Silk cocoon.	Maple.	Cane.					Molasses.	Wax.	Honey.	Dolls.	
(450 lbs.)	Lbs.	Bush.	Bush.	Bush.	Dolls.	Gallons.	Dolls.	Lbs.	Lbs.	Gallons.	Tons.	Bush.	Bush.	Lbs.	Tons.	Lbs.	Bush.	Lbs.	Hds. (1,000 lbs.)	Gallons.	Lbs.	Lbs.	Dolls.	Dolls.	Dolls.	Dolls.			
25	26	27	28	29	30	31	32	33	34	35	36	37	38	39	40	41	42	43	44	45	46	47	48	49	50	51	52		
	55										2															250	500	1	
			10					19													5					200	200	2	
											2																	100	3
	25										2															90	120	4	
	10																											60	5
	20		5																							350	725	6	
			10					50																		75	250	7	
											3																	175	8
			50					50			3													40	180	430	9		
																										120	200	10	
	11		8								6															225	600	11	
	11		15								100																	1570	12
	60																									175	150	13	
	43										20															290	400	14	
	60										14															220	625	15	
											8															80	580	16	
	40										5															160	300	17	
											2															100	225	18	
											1																	90	19
																												100	20
	60																										150	320	21
	60										1															160	610	22	
	25		20																							300	700	23	
	25		10								6															120	300	24	
	14																									60	150	25	
	100		10								20															250	850	26	
	55										5															480	710	27	
																										240	300	28	
	100										10															200	625	29	
	23		17		100			200			2															120	600	30	
	60																									120	260	31	
																										80	300	32	
			15					30																		80	175	33	
								125			20															200	450	34	
			10																							50	120	35	
	35		15								40		5													160	700	36	
	50		20								20															450	1000	37	
	40		23								1															135	600	38	
	70		30																							100	225	39	
	40				50																					450	960	40	
	109 <sup>2</sup>		26 <sup>8</sup>		150			46 <sup>5</sup>			29 <sup>3</sup>		5							40				40	64 <sup>20</sup>	173 <sup>55</sup>			

\* This will include only such cheese as is made upon the farm. Milk sent to cheese factories will be regarded as milk sold off the farm.





SCHEDULE 3.—Productions of Agriculture in Warren Township, in the County of Warren, in the

Post Office: Palmyra Mo

1	ACRES OF LAND.			PRESENT CASH VALUE.		7	LIVE STOCK, JUNE 1, 1870.								PRODUCE DURING THE YEAR.									
	Improved.	UNIMPROVED.		Of farm.	Of farming implements and machinery.		Horses.	Mules and Asses.	Milch Cows.	Working Oxen.	Other Cattle.	Sheep.	Swine.	Value of all live stock.	WHEAT.		Rye.	Indian Corn.	Oats.	Barley.	Buckwheat.	Rice.	Tobacco.	
		No.	Wood-land.												Other unimproved.	Dolls.								Dolls.
2	3	4	5	6	8	9	10	11	12	13	14	15	16	17	18	19	20	21	22	23	24			
1	McElroy Robt A W	80	80	2400	200	100	8	2			14	5	765				200	200						
2	Calvert Gabriel	100	90	2200	100		4	1	3			15	20	565		40	31	200	250					
3	Calvert Cecilia	10		200	75		2	1				6	250		23		70	200						
4	Pepper Samuel	160		3000	100		3	4		5	25	9	500		23			300						
5	Pepper Joseph	80	80	3000	50		6	1				4	500				200	200						
6	Calvert George	80	120	3000	100		4	2		5	25	17	570		125	68	200	260						
7	Taylor John	80	40	2400			5		3			4	35	12	665		120	150	700					
8	Calvert Ziba	80	120	3500	150		4	1	4			20	12	595		140		250	200					
9	Allen John	40	40	800			2	2					200		50			200						
10	Rogers Joseph	9	300	3000			11	8		12	20	20	1490					200						
11	Sublett Joseph D	22		250	50		3	2		5		7	380				100							
12	Baker Jacob J	45		600	50		4	1		2	3	16	455				100							
13	Davidson Columbus	35		525	50		1	2	1			6	350		100									
14	Graham Thomas	40	120	2000	100		2	2		1			250											
15	Durrott William	260	300	7500	100	200	4	5	4		25	47	30	1700		90		300	1500					
16	Haley David C	80	80	2800	100	100	4	3	5		25	20	20	1350		100		375						
17	Watkins William	60	160	2200	100		7	3		4	28	17	755		146	10	300							
18	Chambelain William	50	16	660	100		11		6		30	50	40	1660		170	30	250	200					
19	Churchwell Thomas	50	16	660			2	1	1			10	400		30		100	100						
20	Morland David	100	160	1560	50		7	2	3		16	40	24	1290		270		500	300					
21	McClure John J	20	60	64								8	4	50				150						
22	Rager George W	200	86	5200	100		10		7		12	40	40	1375		100	57	1000	300				400	
23	Stevenson James	40	114	3200	100			2	2		3		8	300		40		250						
24	Pope George H	35	125	2400	100		5		3		2	18	12	620		24		250						
25	Durrott Richard	180	100	4200	150	300	9	1	2			200	3	1000		364		750	150					
26	Horn John W	45	115	1600	100		2	2	1		1		2	300		22		100	120					
27	Day Martin	70	50	1400	50		4		3		3	15	18	580		140		100	150					
28	Rager John	100	60	2400	100		4		4	2	3	20	30	800		50	10	500	40					
29	Herns John D	12		375			2						5	225				25						
30	Stevenson Robert W	80	80	2400	100		5	2	4		5		20	750		110	10	250						
31	Hawkins Marked L	170	230	6000	100	250	7	5	4		25	4	45	1745				750						
32	Bauer Benjamin	30	50	1200			2		2		4	10	3	275			50	50	120					
33	Shoye James H	480	160	16000	300		13		6	4	7		50	1690				1500						
34	Davis Henry C	220	80	4000	750	150	10	2	6		12	50	60	1500		147	400	2000	1000					
35	Davis Boulevard D	100	150	4000	100		5	1	8		7	10	50	1030		150		750	500					
36	Attton Jacobiah	5	35	500					1		1		6	75		30		75						
37	Gupton Steven	60	340	4500	50		3		1			28	9	350				50						
38	Christelow Eli	3	37	600			2		1				5	200				50						
39	Lafae John	30	40	1400			5		1		2	15	11	530		130	18	200	150					
40	Guckerbaugh Estor	16	54	900	100		2		1			10	15	285				125						
		324	368	9879	3075	1100	184	30	115	6	222	70	671	2830		2694	724	2220	4340					400

State of *Missouri*, enumerated by me on the *25<sup>th</sup> to 26<sup>th</sup>* day of *August*, 1870.  
*John Baum*, Ass't Marshal.

YEAR ENDING JUNE 1, 1870.

No.	Cotton. Bales (450 lbs.) 25	Wool. Lbs. 26	Peas and Beans. Bush. 27	POTATOES.		Orchard products. Dolls. 30	Wine. Gallons. 31	Produce of Market Gardens. Dolls. 32	DAIRY PRODUCTS.			Hay. Tons. 36	SEED.		Hops. Lbs. 39	Hemp. Tons. 40	Flax. Lbs. 41	Flax-seed. Bush. 42	SILK cocoons. Lbs. 43	SUGAR.		Molasses. Gallons. 46	BEES.		Forest products. Dolls. 49	Value of Home Manufactures. Dolls. 50	Value of animals slaughtered or sold for slaughter. Dolls. 51	TOTAL VALUE.	
				Irish. Bush. 28	Sweet. Bush. 29				Butter. Lbs. 33	Cheese.* Lbs. 34	Milk sold. Gallons. 35		Clover. Bush. 37	Grass. Bush. 38						Maple. Lbs. 44	Cane. Hhds. (1,000 lbs.) 45		Wax. Lbs. 47	Honey. Lbs. 48				Dolls. 52	
1		30							40												30					140	370	1	
2		50									2													50			270	410	2
3																												175	3
4		60																									175	250	4
5		40	15																								175	350	5
6		75	20																								140	500	6
7		44	65								5											30 64				190	720	7	
8		100									17															250	590	8	
9											45																	170	9
10	100			20				100			60															200	725	10	
11		6	15																							90	150	11	
12																										180	215	12	
13																										80	150	13	
14																						40					100	14	
15		100	12								30	11													31	450	1275	15	
16		60									6															275	550	16	
17		30									2											30 20				100	420	17	
18		80									6															350	550	18	
19			30								1															100	225	19	
20		90	15																				3 25			365	875	20	
21																										65	200	21	
22		121									10															700	1485	22	
23			30																							50	300	23	
24		40																								180	375	24	
25		800									75													100		260	1800	25	
26									25																	75	200	26	
27		35	5								3															165	430	27	
28		70							25		4															200	640	28	
29			10																							50	75	29	
30											2															165	400	30	
31											60															900	1400	31	
32		16	5																							50	170	32	
33			30						40		120														8 70	400	2000	33	
34		147	60								75															2240	3030	34	
35		20	20								8															600	1200	35	
36			8																							50	150	36	
37		32	8																								80	37	
38																											30	110	38
39		50	8																							320	500	39	
40		25																								120	125	40	
	2221		356		20			230			531		11								245		150		31	10150	23440		

\* This will include only such cheese as is made upon the farm. Milk sent to cheese factories will be regarded as milk sold off the farm.



SCHEDULE 3.—Productions of Agriculture in Warren Township, in the County of Kenon, in the

Post Office: Palmira Mo

1	ACRES OF LAND.			PRESENT CASH VALUE.		7	LIVE STOCK, JUNE 1, 1870.								PRODUCE DURING THE								
	2	UNDIMPROVED.		5	6		8	9	10	11	12	13	14	15	WHEAT.				21	22	23	24	
		3	4												16	17	18	19					20
	No.	Wood-land.	Other unimproved.	Of farm.	Of farming implements and machinery.		Horses.	Mules and Asses.	Milk Cows.	Working Oxen.	Other Cattle.	Sheep.	Swine.	Value of all live stock.	Spring.	Winter.	Oats.	Indian Corn.	Barley.	Buckwheat.	Rice.	Tobacco.	
1	8	32		250		2						6	200				75						500
2	43	37		850		5	1		3			15	540	54	20		250						
3	8	32		250		3	1		2	10		7	340				50	100					
4	4	36		300		2	1					5	235				100						
5	16	64		800		3	2		4			11	395	20			100	100					
6	15	65		1200		4	1					10	12	80			100						
7	15	65		800		2	1		4			6	285				100						
8	80	80		1300	100	6	3					15	15	40			100	50					
9	80	44		1300	100	3	3					25	10	30			100	30					
10	20	60		800		2	1	2					300										
11	50	50		800		4	1	3				15	12	100			100						
12	15	45		1600	50	4	2		2	5	4	4	445	52			75						
13	50	130		1600	50	2	1					6	235				40	100				400	
14	8	32		400		2	1					13	5	15			60						
15	160	160		4000	100	7	4		7	12	25	1100		246			250	780					
16	200	200		6500	150	8	2	10	30	10	50	2885		150			500	800					
17	120	80		3000	100	2	2					2	280	67	67		125	300					
18	80	80		1800	100	4	3		2			19	690	40			250	300					
19	90	67		2500	75	8	3		3	15	30	940		124			400	100					
20	60	50		2200	100	6	3	2		10	10	765		130	15		250	50					
21	30	50		1600	75	3	3			6	5	300		35			175	25					
22	60	130		2500		2	1	2	2	3		30	635	130			200						
23	18	22		400		2	2					6	240	50			25						
24	200	100		5000		6	4						630				500	200					
25	40	40		1000		3	2		19	12	15	525		50			250	200					
26	45	115		2000	100	3	3					6	4	110	78		125	200	20				
27	30	30		900		2	1		1			6	250	50	45		75	100					
28	30	170		1000	50	3	2		2	100	20	580					150	100					
29	100	55		4000	100	5	7		4	20	50	975		75			750	200					
30	60	60		1800	100	3	2		1			20	400	120			150	60					
31	10	10		200		1	1					2	15				50						
32	20			300		2						10	200				375	100					
33	80	240		4500	150	8	1	7	20	50	30	1325		150	50		300	300					
34	20	30		600		2	1	1				10	300				200						
35	40	40		1500		3	2						400				300	50					
36																							
37																							
38																							
39																							
40																							
				1905	2397																		
				5895	1500																		
						127	7	86	4	107	436	471	18590	1918	275		6350	4245	20				900

State of Missouri, enumerated by me on the 26<sup>th</sup> day of August, 1870.

John Baum, Ass't Marshal.

YEAR ENDING JUNE 1, 1870.

Cotton. Bales (450 lbs.)	Wool. Lbs.	Fens and Benes. Bush.	POTATOES.		Orchard products. Dolls.	Wine. Gallons.	Produce of Market Gardens. Dolls.	DAIRY PRODUCTS.			SEED.			SUGAR.			BEES.			Value of animals slaughtered or sold for slaughter.	Estimated value of all farm produc- tion, including bot- tom stock and ad- vances to stock.	TOTAL VALUE. Dolls.								
			Irish. Bush.	Sweet. Bush.				Butter. Lbs.	Cheese.* Lbs.	Milk sold. Gallons.	Hay. Tons.	Clover. Bush.	Grass. Bush.	Hops. Lbs.	Temp. Tons.	Flax. Lbs.	Flax-seed. Bush.	Silk cocoons. Lbs.	Maple. Lbs.				Cane. Hhds. (1,000 lbs.)	Molasses. Gallons.	Wax. Lbs.	Honey. Lbs.	Forest products. Dolls.	Value of Home Manufactures. Dolls.		
25	26	27	28	29	30	31	32	33	34	35	36	37	38	39	40	41	42	43	44	45	46	47	48	49	50	51	52			
																										60	175	1		
			15																							300	300	2		
	25		15																							80	125	3		
																											100	4		
			30																							140	200	5		
	20																									60	220	6		
	35																									30	149	7		
	60										2															144	250	8		
											2															120	210	9		
											2															180	150	10		
	40																									180	300	11		
	6		6					50			1															80	200	12		
																										80	170	13		
	30																									100	110	14		
	35		60								24															350	1020	15		
	330		20																							400	840	16		
			5																							165	320	17		
											15															3	12	120	480	18
	80		15								5															5	40	270	670	19
	24		15																								180	420	20	
											1																100	210	21	
			20								7															30	200	440	22	
																												100	23	
																											300	700	24	
	30																									225	500	25		
	18		40		75						8															120	620	26		
			20								6															120	330	27		
	200		10								3																	350	28	
	25		20								12															80	1000	1400	29	
											20															80	200	650	30	
																										50	200	31		
																										20	80	450	32	
	150		50		100						30																120	1000	33	
																											50	300	34	
											10																200	600	35	
																													36	
																													37	
																													38	
																													39	
																													40	

I hereby certify that the foregoing returns have been well, and truly made, and that the enumeration of population is full and correct, and all the facts required by law, have been fully collected according to the tenor of my oath of office.

John Baum  
Ass't Marshal

1100 341 175 50 148 202 5800 14300

\* This will include only such cheese as is made upon the farm. Milk sent to cheese factories will be regarded as milk sold off the farm.