




SCHEDULE 3.—Productions of Agriculture in Elk Township, in the County of McDonald, in the Post Office: Pinesville Mo.

1-6  
-6  
-4  
-6

Name of Agent, Owner, or Manager.	ACRES OF LAND.			PRESENT CASH VALUE.		Total amount of wages paid during the year, including value of board.	LIVE STOCK, JUNE 1, 1870.								PRODUCE DURING THE YEAR.										
	Improved.	UNIMPROVED.		Of farm.	Of farming implements and machinery.		Horses.	Mules and Asses.	Milk Cows.	Working Oxen.	Other Cattle.	Sheep.	Swine.	Value of ALL live stock.	WHEAT.		Rye.	Indian Corn.	Oats.	Barley.	Buckwheat.	Rice.	Tobacco.		
		Wood-land.	Other unimproved.												Dolls.	Dolls.								No.	No.
1	2	3	4	5	6	7	8	9	10	11	12	13	14	15	16	17	18	19	20	21	22	23	24		
1 Cloud Alexander C.	40	90	7	900	350	150	4		3	40		30	950		56		600								
2 Muddy William	15	5	5	900	10		4		2	1	6	10	300		100		100								
3 Hill James	50	50	6	2000	200	40	2	2		3			400		200		600								
4 Browning Alexander	45	30	10	1500	80		1		2	7	46	90	950		90		150	40					30		
5 Nicely Lydia	20	50	26	1000			1					9	12	150											
6 Latimer James C.	70	150	10	2300	100	20	5		6	6	12	16	45	965		158		500	300						
7 Dotts Keeshiah	30	110	30	600	25	20	2		2	3	3		30	300		75		80							
8 Pollock Henry	8	70	2	150	50	10	5	2	2	4	6	25	95	600				300							
9 East Isaac	25	75	20	600	50	15	1		1				50	225		190		200							
10 Mitchell Nathan	60	90	20	1000	700	25	11	3	5	4	5	45	75	1170		280		1000	100						
11 Mitchell William	50	10	10	2000	100	30	13		3	4	6	41	40	1200		137		450	100						
12 Denton Commodore	40	30	10	900	70	75	4		1				33	350		135		950							
13 Hall Robert W.	30	40	10	1500	150	15	2						12	90	200			200							
14 Turner Parmes B.	40	20	20	400	150		5	2	3		4	24	30	500				200							
15 Nutting John	5	60	15	400	150		2		1				4	150				50							
16 Love John W.	30	5	5	400	60		2		2				22	300		35		150	30				30		
17 Nutting Lafayette	15	20	5	300	75		2		2				8	300		20		150					45		
18 Ratie John	20	10	10	400	5		1		2				15	175		30		250					25		
19 Williams James B.	35	50	15	1200	85	40	2	1	3		4	5	14	400		79		400							
20 Palmer William	15	15	6	520	75	30	2		2	2	3		20	300		39		350	25						
21 Roberts Jesse C.	35	35	10	400	10	15	1		1		1	3	11	100				100							
22 Roberts Josiah	20	30	10	400	50	10	8	2	2	2	3	14	40	1000		50		50					30		
23 Dotts Diak	6	20	5	200					2					50				20							
24 Dotts Parish	20	40	10	300	50		1		1	2	2	7	20	150		27		500							
25 Dotts Daniel	30	30	10	700	50	25	2		5	4	10		30	450		41		400	100						
26 Dotts James R.	7	10	1	170					1	2	2	7		125				60							
27 Sawhon James K.	12	5	2	900	30		6		2				30	400		40		200	50						
28 Owens John H.	75	75	30	2000	150	50	4		1				20	550		90		600	40						
29 Owens Solomon	35	50	5	1500	75		1		1		5		25	150		45		300							
30 Page W. C.	70	100	50	4400	220	100	5		5				16	600											
31 Lewis James	8	10	100	700	15				1	2	2		14	150		10									
32 Alexander William	19	90	25	600	25		2		1		4		15	300		45		50	100						
33 Burns John W.	26	100	15	650			3		1				16	200		65		100	200						
34 McIlwain Nicholas	30	20	10	600	50		4		3				1	400				100							
35 Matthew Baird	10	20	10	200	125	25	2		1		2		16	275		65		450	50				50		
36 Childress Robert	18	20	8	500	30		3		1	3			11	350		20		200							
37 Bangs Albert O.	5	375		100	150		4							300											
38 Beeman James T.	18	22	20	400	40		3						15	225				200							
39 Childs William S.	55	90	5	4000	200	240	10		2	6	4	10		22	1200		140		700	350					
40 Burns Emmons	40	20	200	3500	150	200	1		3	6	6	70		60	600		136		600	300					
				1192	2102	768	898	70	3145	1135	135	18	85	49	167	260	878	16670	2379	11010	1795			200	

200

SCHEDULE 3.—Productions of Agriculture in Elk Township, in the County of Madison, in the Post Office: Pineville Mo



1	ACRES OF LAND.			PRESENT CASH VALUE.		7	LIVE STOCK, JUNE 1, 1870.								PRODUCE DURING THE YEAR.								24																					
	Name of Agent, Owner, or Manager.	UNIMPROVED.			Of farm.		Of farming implements and machinery.	Total amount of wages paid during the year, including value of board.	Horses.	Mules and Asses.	Milch Cows.	Working Oxen.	Other Cattle.	Sheep.	Swine.	Value of ALL live stock.	WHEAT.				Rye.	Indian Corn.		Oats.	Barley.	Buckwheat.	Rice.	Tobacco.																
		Improved.	Wood-land.	Other unimproved.													Dolls.	Dolls.	No.	No.									No.	No.	No.	No.	No.	Dolla.	Spring.	Winter.	Bush.	Bush.	Bush.	Bush.	Bush.	Bush.	Lbs.	Lbs.
		No.	No.	No.																																Bush.	Bush.	Bush.	Bush.	Bush.	Bush.	Lbs.	Lbs.	
2	3	4	5	6	8	9	10	11	12	13	14	15	16	17	18	19	20	21	22	23	24																							
1	50	150	24	2240	10		4		2	4	6	30	350		71		300	150						50	1*																			
2	60	165	90	7000	60	40	5	1	4	7	19	37	580		47		600	100							2																			
3	18	62		450	150		2		1	1			275				600	50							3																			
4	25	75	90	600	100		5		1	2	11	10	400		75		100								4																			
5	70	40	50	4000	195	385	2		2	1		61	348		57		280								5																			
6	30	5	5	900	10		2		1			7	150				300								6																			
7	60	20	16	4000	150	150	7	4	3	4		80	1000		150		300	50							7																			
8	90	30	10	5000	75	200	7	1	6	2	6	22	40	696		236		700	250						8																			
9	40	80	40	800	150		12	2	3	3		70	800		50		300	100							9																			
10	20	10	40	300	100		2		2	5	4	6	200		24		50								10																			
11	30	20	10	900	10		2		2	1		2	200		16										11																			
12	25	35	10	700	100	5	7		2	2	30	29	30	632		79		300	500					40	12																			
13	18	10	10	900			1		1	2	3		15	208		33		150							13																			
14	40	20	20	1000	10				1	1		7	50				100	20						20	14																			
15	35	40	5	800	25		3		2	1	13	2	200												15																			
16	75	100	30	9000			2		3	1		25	275		20		150								16																			
17	16	20	4	400			2		2	5		12	286				150	100							17																			
18	8	40	32	2000			3		2	3		15	150				150								18																			
19	15	10	35	1000	350		5		4	4			800				300	200							19																			
20	25	100	35	1500	150	50	7		3	2	24	21	550		78		200	250							20																			
21	8	65	4	400	30		2					8	90				100								21																			
22	20	110	20	1600	10		2		2	4		15	338				650	100							22																			
23	30	40	10	1000	25	30	6		1	4	2	20	400		97		200	100							23																			
24	45	80	12	1500	50	25	7		2	3	9	25	500		117		200	100							24																			
25	40	40	5	1500	50		2		3	1		15	300		58		200	100							25																			
26	45	120	150	1500	75	20	4		4	11	9	25	400		55		200	60							26																			
27	80	30	10	1000	100	100			2	1	1	13	350		200		250								27																			
28	250	300	50	8250	250	200			3			20	150		350		200								28																			
29	70	200	80	4500	10		2		3	3	4	4	20	300		75		200							29																			
30	70	100	10	2000	150		1		2	2	8	20	400		150		600								30																			
31	75	150	25	3500	250	300	8		12	30		20	2200		180		1000								31																			
32	20	2	18	2000	50		5		5	6		15	500		25		150								32																			
33	50	80	2	2500	150	30	1		5	2	4	80	350		150		500	50							33																			
34	35	100	25	1000	20	40	3		2	4		14	400		100		250	200							34																			
35	65	200	50	1500	90	60	5		4	1		12	600												35																			
36	130	200	40	5000	300		5		1	5		50	450		20		450	150							36																			
37	100	180	20	3000	10		2		2	4	10	10	250		30										37																			
38	10	80	10	300	10		2		1	2		3	250												38																			
39	20	90	6	700	60		2		1	3			175												39																			
40	40	30	10	1000	50		3		1	2	2	6	30	750		40		250	150						40																			
	1955	3252	1046	70340	3385	1635	146	14	100	15	202	169	865	17024		2578		10390	2760						110																			
	1953	3252	1046	70340	3315	1635	146	14	100	15	202	168	865	17024		2578		10380	2780						110																			







SCHEDULE 3.—Productions of Agriculture in Erie Township, in the County of Madison, in the

Post Office: Princeton Mo.



Name of Agent, Owner, or Manager.	ACRES OF LAND.			PRESENT CASH VALUE.		Total amount of wages paid to laborers including value of board.	LIVE STOCK, JUNE 1, 1870.								PRODUCE DURING THE YEAR.									
	Improved.	UNIMPROVED.		Of farm.	Of farming implements and machinery.		Horses.	Males and Asses.	Milk Cows.	Working Oxen.	Other Cattle.	Sheep.	Swine.	Value of all live stock.	WHEAT.		Eye.	Indian Corn.	Oats.	Barley.	Buckwheat.	Rice.	Tobacco.	
		No.	Wood-land.												Other unimproved.	Dolls.								Dolls.
1	2	3	4	5	6	7	8	9	10	11	12	13	14	15	16	17	18	19	20	21	22	23	24	
1 Jones Albert	12	68		500	50		2		1		6	6	20	210		12		200						
2 Carter Jonathan	22	138		1000	20	6	2		2	4	9	25	350				300						40	
3 Arnett Elizabeth	8	72		500	50		2		1			14	150				300							
4 Kirk W. P.	30	50		1000	40	10	2		9		5	20	290		49		400	24						
5 Elkins James	12	100		600	75		2		1	2	1		6	250				50						
6 McBeal Pryor	40	40		500	25		6	1	3		5	14	25	500		80		200						
7 Beeler S. B.	70	100	40	2000	70	15	5		2	2	3	18	35	555		90	27	800						
8 Beeler William	60	60		1500	250	100	6		2		6	18	45	620		70		300	50					1600
9 Mahan John	35	40	15	650	25	20	4		1		6	11	200				200							
10 Joy Julian	20	100	40	1000					1					25			60							
11 Simpson P. A.	30	140		1200	25	30	3	1	2			9	15	210			200	100						
12 Manry John S.	25	10		350	10				2	2			6	110			75							
13 Harvey Pleasant	50	30		500	40		4		2		5			320										
14 Barlow Alfred H.	75	5		1500	100	75	2		2	2			14	280		720		300						
15 Barlow William T.	15	10		200	90		2		2		1		15	118		70		175						
16 Barlow John	30	40		800					2		4		8	75		32		100						
17 Martin Wesley	40	150		1100	100		2	2	1		1		17	395			200	25						
18 Morgan Ephraim	40	40		1200	60		6		2		14	8	15	535		60		1600	50					
19 Williams Meserve	26	11		400	25		2		2	4		8	25	350		32		100	10					
20 Edwards Wyatt	60	30		3000	50		4		2	2	3	3	51	400		160		400						
21 Williams R. W.	60	128		2000	50	50	2		4	3	5	1	40	400			500	40						
22 Smith Catherine	50	70		1700	5		2	1	1	3		6	10	200			150							20
23 Brock George	20	60		800	10		1	2		3		17	20	200		40		400	50					
24 Woods L. A.	15	65		400	75		2		2		1		20	200			200							
25 Martin Samuel	30	50		500	10		1		1		2	10	20	150			200							
26 Rolly James	30	60	30	600	100		2		1		2		5	250										
27 Heffernan S. A.	8	72		500	75	75	2		2				13	235			140	48						
28 Bullard Henry	30	100	30	600	75	50	3		2	6	3	22	20	400		60		150	50					
29 Lowe Joel A.	40	200	40	1500	125	100	11	5	8		6		75	1250			1100	125						
30 Wooster Samuel	60	60		1500	40		2		3		1	7	20	300		50		200						
31 Roberts Jacob	16	24		200			2					6	2	100										
32 Hales Jesse	60	60		1200	100		3		3		5	19	50	40		15		350						
33 Francis George	6	34		200	40		4	2	2	2			15	400			20							
34 Ivy Mary	12	65		500	90		2						4	175										
35 Martin Elias	25	15		300	25		4		2		2		7	250		50		300						
36 Dasser John	50	20		600	100				4			6	7	380			100			20				
37 Bashas William	18	102		1200	25		2		2		2		20	220		37		70						
38 Carter Jacob	15	65		500	30		3		1		2		20	250		75		100						
39 Harmon David M.	50	65		1640	80	50	4	2	4	6	10	18	35	870			700							
40 Mefford Andrew	35	161		1300	35		1		1		2		13	120		53		200						
	1330	2805	95	37840	2135	581	109	16	48	37	109	207	470	12163		1340	27	11140	572					1660
	1330	2805	195	37840	2135	581	109	16	78	87	109	207	470	12163		1340	27	11140	572		20			1660

State of Missouri, enumerated by me on the 7-8-11-12 day of July, 1870.

J. Livingston, Ass't Marshal.

YEAR ENDING JUNE 1, 1870.

Cotton.	Wool.	Peas and Beans.	POTATOES.		Orchard products.	Wine.	Produce of Market Gardens.	DAIRY PRODUCTS.			SEED.			Hops.	Hemp.	Flax.	Flax seed.	Silk cocoons.	SUGAR.			BEES.		Forest products.	Value of Home Manufactures.	Value of animals slaughtered or sold for slaughter.	TOTAL VALUE.		
			Irish.	Sweet.				Butter.	Cheese.	Milk sold.	Hay.	Clover.	Grass.						Maple.	Cane.	Molasses.	Wax.	Honey.					Dolls.	Dolls.
Bales (50 lbs.)	Lbs.	Bush.	Bush.	Bush.	Dolls.	Gallons.	Dolls.	Lbs.	Lbs.	Gallons.	Tons.	Bush.	Bush.	Lbs.	Tons.	Lbs.	Bush.	Lbs.	Lbs.	Hhds. (1,000 lbs.)	Gallons.	Lbs.	Lbs.	Dolls.	Dolls.	Dolls.	Dolls.		
25	26	27	28	29	30	31	32	33	34	35	36	37	38	39	40	41	42	43	44	45	46	47	48	49	50	51	52		
	15		80					40													18						200	1	
	20		40	20				144													5							350	2
			20					100													8							300	3
			15	10				150													10							500	4
			40	10				25													18							200	5
	20							100													8							300	6
	12		10					60													8							300	7
	20		20					75													5							300	8
	8		10																		8							300	9
			14																									100	10
	16		2	10				40																				300	11
																												125	12
																												50	13
			20					144													8							500	14
			15					100													40							300	15
			15	12				25																				250	16
			10																									350	17
	16		10					72																				1100	18
			10					20													15							275	19
			30	50				90													20							450	20
			50					172													25							600	21
			6	5				20													10							225	22
	20		10	10				50													8							1000	23
			20	20				34													8							250	24
	12							25																				300	25
								25																				50	26
																												225	27
	20							75																				300	28
			60					150																				900	29
	12			5																	12							300	30
																												20	31
	15		10	25				50													25							500	32
			5																									75	33
								50																				20	34
								50																				275	35
				40																	8							300	36
				2				20																				150	37
				30				30													20							250	38
																					20							100	39
																												300	40
	209		477	252				1890													458							13360	
	259		477	252				1896													438							13365	

\* This will include only such cheese as is made upon the farm. Milk sent to cheese factories will be regarded as milk sold off the farm.













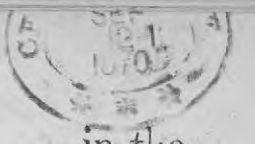






SCHEDULE 3.—Productions of Agriculture in Pinetown Township, in the County of Madison, in the

Post Office: Pinetown, Mo.



Name of Agent, Owner, or Manager.	ACRES OF LAND.			PRESENT CASH VALUE.		Total amount of wages paid during the year, including value of board.	LIVE STOCK, JUNE 1, 1870.								PRODUCE DURING THE YEAR.								
	Improved.	UNIMPROVED.		Of farm.	Of farming implements and machinery.		Horses.	Mules and Asses.	Milch Cows.	Working Oxen.	Other Cattle.	Sheep.	Swine.	Value of all live stock.	WHEAT.		Rye.	Indian Corn.	Oats.	Barley.	Buckwheat.	Rice.	Tobacco.
		No.	Wood-land.												Other unimproved.	Dolls.							
1	2	3	4	5	6	7	8	9	10	11	12	13	14	15	16	17	18	19	20	21	22	23	24
1 James Thomas	5	22		400	80		2							75									
2 White Charles	5	75		170	50		2	7		2			1	130	7		38						
3 Faulkner Thomas	20	50		300	50		2	2		3			9	300			50						
4 Baker Hiram	25	45		2000	50		2	1				7	30	250	40		200	50					
5 Baker Zachariah	12	78		500			1	1	2	1	2	12	100		30		150						
6 Bethel Duran	18	25		1500	10		3	1	2				18	200			200						
7 Ratcliff Sarah	14	26		1000	5		2		2	1			5	100			100						
8 Young William H	5	75		700	40		1	1	2			2	7	150			30						
9 Anderson William	10	70		200	100		3	1		2			6	200									
10 Martin Miller	20	50		400	50		2		2	2			40	150	6		50						
11 Bussel Richard	15	75		100	50		2							40	250		200						
12 Martin Amanda	15	65		600	8				1	4				14	215		400						
13 Mahers D. Jun.	12	48		400	50		1	1	2	1			19	150			150						
14 Hiers Joel	20	20		600	75		3		2	4	2	15	15	450	7		200						
15 Atchinson J.P	10	30		300	60		2	2	2			17	10	175			400						
16 Cliff Bonstandt	50	70		3000	40		2	1						30	250	70	500	100					
17 Hiers Sydney	12	28		700	150		2	1						13	200	26	150	75					
18 Sellers W. S.	80	100		1400	10		3	3	2	3	38	85	470		150		200	100					
19 Lewis William	20	110		1000	30				2	2			8	70	23		30						
20 Howard Angus	2	38		100	25									12	25								
21 Dotts William	5	75		200	50				1	4	2			30	175	112	300						
22 Low A. H.	22	58		800	80		3	2		4			4	400	42		200						
23 Anderson	20	90		1000	25				2	5	15	17	125		7		200	25					
24 Meador Joel	25	195		3000	50		3	3	2	2	24	35	400		18		350	70					
25 Testerman Shade	25	25		1000	50		8		2	4	17	40	700		40		300	150					
26 Schmidt David	7	25	6	250	5		1	1	2	1	7	15	200		49		50						
27 Chapman Bolman	55	145		1500	100		4	4	5				12	30	425	76		40	30				
28 Haley Benjamin	22	10		290	75			2	2					10	300								
29 Meador Martin	25	180		1500	100		6	3		5	14	30	400		18		150	15					
30 Lumel Michael	25	35		800	50		2	2		1	6	8	275				200						
31 Papperson George	20	210		3000	1000		11	4		2	30	25	1200		150		500	500					
32 Addington Amos	10	57		1100	60		3	1						325		53	800						
33 Nichols J. W.	30	60		800	100		2	1			1	7	450		17		100	100					
34 Papperson Martin	7	20	1	2000	500		10	1	3		8	16	20	700			200	50					
35 Buzzard Peter	50	70		1500	125		4	3		3	10	30	625		40		250	25					
36 Jones John	35	55		2000	100		5	1	2	6			30	500	50		400						
37 Newman A.	7	73		1000	50		3						8	275									
38 Johnson Enosh	12	8		100	1		1							6	65								
39 Testerman Polk	12	68		600	75		3	2		4	7	16	350		65		100	25					
40 Caldwell Harper	20	20		1500	10		1	5		9			22	350			150						
				93				4					757	11400									
	904	229	7	303	403	39	10	3	72	39	75	246	757	11400	1095		7338	1315					



State of Missouri, enumerated by me on the 16-17-18 day of June, 1870.

J. Livingston, Ass't Marshal.

YEAR ENDING JUNE 1, 1870.

Cotton.	Wool.	Pens and Deans.	POTATOES.		Orchard products.	Wine.	Produce of Market Gardens.	DAIRY PRODUCTS.			Hay.	SEED.		Hops.	Hemp.	Flax.	Flax-seed.	Silk cocoons.	SUGAR.		Molasses.	BEES.		Forest products.	Value of Home Manufactures.	Value of animals slaughtered or sold for slaughter.	TOTAL VALUE.
			Bales (450 lbs.)	Lbs.				Bush.	Bush.	Bush.		Dolls.	Dolls.						Dolls.	Lbs.		Lbs.	Lbs.				
25	26	27	28	29	30	31	32	33	34	35	36	37	38	39	40	41	42	43	44	45	46	47	48	49	50	51	52
																											50
			12	8				20																			80
			20	10				40																			300
	5		50	50				15													8						400
				50				18													25						250
			60	30				20													20						300
								20																			80
								10																			100
								20																			50
								20																			100
																											300
			10	7				15																			350
								12													8						350
	12			4				20																			50
	12		10	3				20																			300
			30					10																			350
								10															70				300
	30		50	50				40													8						500
								40													8						200
																											75
			5					15													8						100
			20	15				45													5						300
	12							15													5						200
	30		40	20				50													8						550
	17		20					20													8						500
	7		20	16				10													8						300
	13		40					65																			250
								30													8		60				200
	10							50																			350
	4		25	8				35													8						150
	25		10	20				75													8						300
			10					15																			500
			10	10				15													8						250
	20		10					45																			300
	25		20	5				40													8						550
								10															300				400
																											10
																											20
	5		10					30																			200
			25	30				75																			250
229			517	836				990												228							11195

\* This will include only such cheese as is made upon the farm. Milk sent to cheese factories will be regarded as milk sold off the farm.



SCHEDULE 3.—Productions of Agriculture in Prineville Township the County of McDonald, in the  
 Post Office: Prineville Ind.

Name of Agent, Owner, or Manager.	ACRES OF LAND.			PRESENT CASH VALUE.		Total amount of wages paid during the year including value of board.	LIVE STOCK, JUNE 1, 1870.							PRODUCE DURING THE YEAR.										
	Improved.	UNIMPROVED.		Of farm.	Of farming implements and machinery.		Horses.	Mules and Asses.	Milch Cows.	Working Oxen.	Other Cattle.	Sheep.	Swine.	Value of all live stock.	WHEAT.		Rye.	Indian Corn.	Oats.	Barley.	Buckwheat.	Rice.	Tobacco.	
		No.	Wood-land.												Other unimproved.	Dolls.								Dolls.
1	2	3	4	5	6	7	8	9	10	11	12	13	14	15	16	17	18	19	20	21	22	23	24	
Lesterman Margaret	65	98	10	3000			4	1	2	2	30	250		100		200	30							1
Bocherel Elizabeth	40	24		4000			2		4	2	6	15	250			200								2
Hankins William	5	35		500	100		2	1	1			14	250		100		200							3
Bocherel Marion	10	70		500	20				1	4		15	58			400								4
Richards James	15	145		500	50		2		2	2	3	8	90											5
Jarnagin Thomas	12	28		100	125		1		1			11	140		12		100							6
Miranda James	15	70		100	75			2	1				225		100									7
Noel Shelton	70	100		3000	50		4		2	3	4	45	400		187		600	100					100	8
Noel Willis	10	10		200	120			2					300					100						9
Noel William	15	85		500	75		5		1			18	950		25			250						10
Box Esther	18	14		600	5		1		2	3		24	175				100						75	11
Foster Samuel	5			50			1					5	100				100							12
McDaniel David	10	110		500	50				1	2			100											13
Nichy Susanna	25	75		1000	10		2		2	3		20	300		75		400							14
Starns Alexander	20	45		300	60		3		2	2	18	90	300				600							15
Starns John H	8	5		200	5		2					5	75				100							16
Prater Robert	30	20		1000	75		2		3		23	20	400		200		800						500	17
Mama George A	40	50		1000	90		3		3	5		20	425				600							18
Bonbrake Jesse	23	100		1100	100		3						250		30		100							19
Baird James	4	85		100	100		3		2	2		12	235		50		200						600	20
Williams Loan	17	23		417	70		3		2	2	6	14	30	525		47		460						21
Bradley Thomas	30	76		700	110		5		2			5	15	350		50		150						22
Lummae Marcus	10	1		400	150		2						225				300							23
Bullack Charles	16	20		900	150		4	1	1	2		7	530											24
Wenoweth Albeah	50	180		9000	150	200	2	2	3	1	10	5	30	600		60		250	60					25
Lesterman Hugh S.	100	67		6000	125	200	8		10	6	20	50	1100		175		900							26
Birdy James H.	58			580	125			2	2	3		20	300		80		150							27
St John Laura	70	210		5000	175	30	3		3	8		5	5	75		44		200	20					28
Stults Samuel	25	125		600	50		2						175				150							29
Curves Andrew	30	90		400	75		2		1	5		15	200				200							30
Painter Thomas	40	200		2500	100		2		1		4	15	350		55		500	25						31
Painter Allen	50	40		1000	75		3		2	4	7	40	400		28		300						25	32
Douca Casswall	4	76		125	50		2		1	2		7	200		50		75							33
Douca George R.	18	202		600	10		1		1	1		20	175				400							34
Petty Abraham	20	40		1000	100			2	3	3		30	400		100		450	100						35
Roff William	110	50		3000	125		4	1	5	7	11	35	700		100		600	30						36
Barren William	40	40		1500	125			4	3	10	22	5	6	1125		126		400	150				500	37
Douca Hiram	11	27		300	2		2		1		8	11	200				50	50						38
Haman George W.	70	20		400	100		2		1			20	250		60		150							39
Huff W. G.	25	135		800	10		1		2	2		9	125		12		70							40
	1134	2796	10	47172	2827	450	89	17	73	13	104	150	747	18459	1778		1706	8885	436				28	1776





SCHEDULE 3.—Productions of Agriculture in Pineville Township in the County of McDonald, in the Post Office: Pineville Mo.

Name of Agent, Owner, or Manager.	ACRES OF LAND.			PRESENT CASH VALUE.		Total amount of wages paid during the year, including value of board.	LIVE STOCK, JUNE 1, 1870.								PRODUCE DURING THE									
	Improved.	UNIMPROVED.		Of farm.	Of farming implements and machinery.		Horses.	Mules and Asses.	Milk Cows.	Working Oxen.	Other Cattle.	Sheep.	Swine.	Value of ALL live stock.	WHEAT.		Eye.	Indian Corn.	Oats.	Barley.	Buckwheat.	Rice.	Tobacco.	
		Wood-land.	Other unimproved.												Dolls.	Dolls.								Spring.
	No.	No.	No.	Dolls.	Dolls.		Dolls.	No.	No.	No.	No.	No.	No.	Dolls.	Bush.	Bush.	Bush.	Bush.	Bush.	Bush.	Bush.	Lbs.	Lbs.	
1	2	3	4	5	6	7	8	9	10	11	12	13	14	15	16	17	18	19	20	21	22	23	24	
Stewart John H.	7	70		150	5-		2							125-				150						1
Mattison Henry B.	10	30		400	400				2		5			17	125-			100						2
Ferguson John	40	40		750	1500		7	1	4	2	9			20	600	60		300						3
Whitton William	12	28		150	75-		2		2		7			25	250			150						4
Stout Josiah	30	10		300			2		2		7			25	225			250						5
Stafford Matilda	15	25		200			2		1					9	175-	20		100						6
Hudson Eliza	20	20		500	75-		2		2	2	8			30	450			100						7
McAfee William	15	115		300	125-			2						5	210									8
Woods Harrison	7	40		500					1	2		4	6	125-		30		75-						9
Bryan Hampton L.	35	45		650	10		3	2	3		2			50	600			300						10
Hampton John	10	150		600	25-			2	2		3			16	200	20		50					50	11
Cowan David	35	8		450	50		3							15	250			250						12
Robberan James	10	130		250			2		5						125-									13
Cook John	40	80		580	75-		4		2	4				17	400	15-		900						14
Cowan James H.	10	40		300	50		3		3					12	300	50		350						15
Stafford Blair	8	32		400	8		2		1					11	300			50						16
Mosier John	15	65		480	100		3		5	4	6			60	625	150		450						17
Price Abraham	60	60		2400	100		3	2	4		7	4	40	800		160		500	100					18
Cliff Overton	30	37		800	15-	20				4				7	150	32		20	75-					19
Tripp N. S. B.	40	72		1000	125	100	1	2	1						250									20
Marler James B.	40	60		1000	100					4				3	125-									21
Sellers Wiley	8	10		100			2		1					20	250									22
Donaldson Andrew	17	23		150			2								200									23
Heming John R.	25	5		1000			5								300	75-		400						24
Heming William	40	120		800	40		7		2	6	2	12	40	500		327		1500						25
Sellers John	70	100		2500	75-	25-	2		4	4	6	10	50	450		60		200	40					26
																								27
																								28
																								29
																								30
																								31
																								32
																								33
																								34
																								35
																								36
																								37
																								38
																								39
																								40
	649	1438		16630	2953	145	59	11	47	22	56	30	478	8110	1049		5495	215						80

State of Missouri, enumerated by me on the 23-24 day of June, 1870.

J. Livingston, Ass't Marshal.

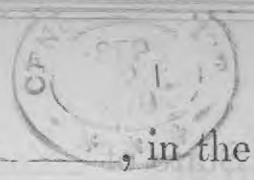
YEAR ENDING JUNE 1, 1870.

Cotton.	Wool.	Peas and Beans.	POTATOES.		Orchard products.	Wine.	Produce of Market Gardens.	DAIRY PRODUCTS.			Hay.	SEED.			Flax.	Flax-seed.	Silk cocoons.	SUGAR.			Molasses.	BEES.		Forest products.	Value of Home Manufactures.	Value of animals raised and sold for slaughter.	TOTAL VALUE.			
			Bales (450 lbs.)	Lbs.				Bush.	Bush.	Bush.		Dolls.	Gallons.	Dolls.				Lbs.	Lbs.	Gallons.		Tons.	Bush.					Bush.	Lbs.	Tons.
25	26	27	28	29	30	31	32	33	34	35	36	37	38	39	40	41	42	43	44	45	46	47	48	49	50	51	52			
			8																								140	1		
			70	50																	40							250	2	
			40	40																	15	50						600	3	
			12																		2	60						200	4	
			12																		8							200	5	
																					25							100	6	
				25																								150	7	
			10	9																								100	8	
																												90	9	
			25	60																	25							375	10	
																					8							100	11	
			7	15																	50	6						250	12	
																												900	13	
			10	30																								200	14	
			50	40																	40	100						450	15	
			15																		30							100	16	
			25																									575	17	
	20		50	20																	10							750	18	
			10																									250	19	
																												200	20	
																												150	21	
																												20	22	
																												40	23	
			12	7																	20							450	24	
	8		100	250					20												20							1000	25	
	12			10					50												10							350	26	
																														27
																														28
																														29
																														30
																														31
																														32
																														33
																														34
																														35
																														36
																														37
																														38
																														39
																														40
40			461	550					70											297		216						4890		

\* This will include only such cheese as is made upon the farm. Milk sent to cheese factories will be regarded as milk sold off the farm.

SCHEDULE 3.—Productions of Agriculture in Prairie Township, in the County of McDonald, in the

Post Office: Prineville Mo.



No.	Name of Agent, Owner, or Manager.	ACRES OF LAND.			PRESENT CASH VALUE.		Total amount of wages paid during the year, including value of board.	LIVE STOCK, JUNE 1, 1870.							PRODUCE DURING THE YEAR.									
		Improved.	UNIMPROVED.		Of farm.	Of farming implements and machinery.		Horses.	Mules and Asses.	Milch Cows.	Working Oxen.	Other Cattle.	Sheep.	Swine.	Value of All Live Stock.	WHEAT.		Rye.	Indian Corn.	Oats.	Barley.	Buckwheat.	Rice.	Tobacco.
			Wood Land.	Other unimproved.												Dolls.	Dolls.							
1	2	3	4	5	6	7	8	9	10	11	12	13	14	15	16	17	18	19	20	21	22	23	24	
1	Walker Mary	24	75			1000	90		4	3	9	8	12	250				100						
2	Wilson John P.	12	10			200	1		4	2				380				150						
3	Boyd John R	50	14			640	85	75	1	9	2	5		15	400	30		250						
4	Cooley W. H.	55	50			700	100	150	14	2	5	5		8	1100	180		350						
5	Donlin Henry B	25	40			800	125		4	1				15	400	90		300						
6	Medley W. W.	30	5			150	15		4	2	1	6		15	300	88		300						
7	Prater John	20	37			600	150	50	9		2			16	200	70		200					25	
8	Prater Wiley	15	15			500	90		1	1	1		1	2	195			200	75					
9	Hamlin Miriah	60	10			700	75		2	2	1			15	400	25		300	15					
10	Mosier S. W.	100	50			1000	400	250	30						2000			1500						
11	Wallace Clark	175	275			3000	160	50	4		6		10	50	620	100		400	50					
12	Hedges Levi	20	5	2		500	350	10	2		1				200									
13	Martin J. W.	60	6			1600	100		2		2		4	8	150			150	10		5			
14	Price John	20	10			400	200	75		5	5		6	39	15	380			400					
15	Wallace John	25	55			200	5		1		1			15	50			200					150	
16	Martin Moses	40	80			1500	75		2	2	2		2	16	35	412	150		200					
17	Secans William J.	15	25			250	5		2					22	125			250					50	
18	Palmer Thomas	5	32			200	75			1				8	100			100						
19	Robison George W.	10	30			200	25				2			20	100			60					5	
20	Herron Sander	25	100			700	10		2		9		6	30	370	24		60					50	
21	Rose Isabel	17	100			800	100	10	1	9	2		11	25	400			300						
22	Evans Eligah	5	65			1000	50		2		4		7	7	29	400			300					
23	Warren Stark	5	75			300	40		2		1	2		4	27	250			300				150	
24	Riggs John S.	12	25			800	5		3		2			12	375			130						
25	Palmer William	13	27			800	5		1	1	1		3	12	370									
26	Johnson Frank	25	35			500	4				2		4	20	70									
27	Johnson Chapman	20	60			1000	5		9		2		2	17	700	36		25						
28	Harris Jacob	25	80			1000	50		9		2		4	15	270	59		100	50					
29	Bennet Francis	30	60			1000	75	30	2		2		5	12	900	50		75	27					
30	McDonald Eppy	30	50			1500	100	70	7	1	9		4	17	400	119		200	120					
31	Butler Charles	70	80			1600	100		4		9	2	9	12	14	410	334		500	300				
32	Pitman James H.	20	75			1000	75		9		2	2	10	30	350			300						
33	Thorn Robert C.	25	55			800	100		8		9	2	4	30	500	25		100						
34	Noel Willis	40	68			680	15		9	1	2		4	60	300	169		300						
35	Farmer John	80	200			4000	150	45	4					5	300									35x
36	Couch Thomas	30	50			1000	20	15	2		2		9	10	25	260	64		200					
37	Yeperson James	75	65			500	75		9		2	2	1	25	270	50		150						
38	Blevins John W.	50	170	5		1000	125	20	6		2		9	9	30	400	56		250	50				
39	Ray Daniel	12	75	75		200	60							15	30			100						
40	Coffey John J.	6	34			325	75		4		2			25	200			20						400
		354	2931	82		57645	3280	770	144	22	80	12	112	132	736	1476		820	695			5		828
		1359	2931	82		51645	3280	770	144	22	80	12	112	132	736	1476		1859	8820	695		5		828





SCHEDULE 3.—Productions of Agriculture in Prairie Township, in the County of McDonald, in the Post Office: Pineville Mo.

Name of Agent, Owner, or Manager.	ACRES OF LAND.			PRESENT CASH VALUE.		Total amount of wages paid to laborers including value of board.	LIVE STOCK, JUNE 1, 1870.								PRODUCE DURING THE YEAR.									
	Improved.	UNIMPROVED.		Of farm.	Of farming implements and machinery.		Horses.	Mules and Asses.	Milk Cows.	Working Oxen.	Other Cattle.	Sheep.	Swine.	Value of All live stock.	WHEAT.		Rye.	Indian Corn.	Oats.	Barley.	Buckwheat.	Rice.	Tobacco.	
		No.	Wood-land.												Other unimproved.	Dolls.								Dolls.
1	2	3	4	5	6	7	8	9	10	11	12	13	14	15	16	17	18	19	20	21	22	23	24	
Laldrwell Robert	40	170	20	800	50	10	1	2	4	9	25	225	80	250	115									
Fields Joseph A.	90	10	10	400	50	5	2	2	5	30	225	60	200											
Sizemore Charles	15	20	2	900	125	2	2	2	4	20	250	40	250											
Mannen James	11	20	10	250	50	2	2	2	2		200	50												
Blair Hugh L.	30	40	10	1600	10	1	9	3		6	200													
Smith Benjamin J.	100	400	50	8000	200	200	10	2	6	2	6	40	300	70	950	200								
Strong James	40	5	5	1000	150	50	6	6	6	100	25	2600	210	1000	100									
Grippen Jesse	7	59	40	500	25	2	2				7	200	125	200										
Tucker John	190	100	25	2000	50	5	4	9	20	8	400	130	900	50										
Godfrey John	140	2	60	2000	100	75	3	4	1	4	50	500	173	900	400									
Godfrey James	20	2	13	300	100	10	2	2	2	35	250	85	200											
Godfrey John H.	50	90	120	1600	5	100	1	2	3	70	250	150	150											
Colin Kirain	50	10	60	800	120	50	9	9		12	400	300												
Rotan Marion	60	10	10	2000	50	200	10	1	5	5	19	17	700		100	50								
Lesterman Andrew J.	160	40	20	3500	100	100	2	2	5	20	30	400	300	400										
Shoet Robert	80	5	25	2000	175	9	2	6	20	40		110	600											
Mayfield Sountan	70	5	5	2000	50	20	2	2	2	3	3	400	70	100								200		
Miller James	200	100	200	8000	200	50	10	3	12	50	50	30	3000	232	1000	150								
Shields John	40	30	10	1000	125	100	9	3	3	6	40	16	1600	259										
Shields George	35	40	150	1000	100	20	9	4	9	12	250	86	900	60										
Evans John	100	30	40	4000	100	50	2	2	9	12	12	28	10	1000	80	600	20							
Jackson Brantley	100			800	200	2	2	1	2	14	210	370	20											
Young Samuel	70	8	5	1000	150	140	3	1	4	15	10	600	35	250								50		
Miller Samuel P.	80	2	9	1500	100	75	4	4	4	30	760	50	400											
Cyler John	33	75	24	1600	300	10	6		2	1	20	400	106	200										
Philips Salvador	10	10	160	2500	150	200	3	2	3	7	9	800	18	600	300									
Manning James P.	40	90	50	1200	100	100	3	4	6	5	15	30	600		400	100								
Moore Brittenden	80	25	190	2000	200	200	9	2	4	4	40	30	900	80	1200	100						25		
Williams John S.	100	40	30	2500	100	100	10	1	4	30	25	700	100	300	50									
Kosley Washington	4	30	10	1000	50	10	9	2	4	6	20	300	113	200	35									
Pitche Jonathan	20	10	10	350	20	50	1	1	3	2	37	14	216		100									
Morgan Fredell	40	150	10	1100	125	100	10	2	9	50	1000	100	400											
Gear William	60	92	8	500	100	150	9	1	1	3	50	400		1200	200									
Manning George W.	170	100	50	8220	500	200	14	7	5	38	50	1328	580	2000	400									
Medlin Robert	28	30	2	1000	90	30	5	2	30	11	12	400	100	800										
Grachum William	9	40	5	400	20	9	2	3	15	250	60	200	300											
Sides Henry C.	50	70	5	4000	25	40	3	1	1	80	450	50	250									100		
Lee Andrew	14	57	5	400	75	10	2	1		300														
Shaw Elias	18	20	2	300			2			6	150													
Marshal Thomas	50	80	10	4000	100	30	2	4	6	30	380	50	700											
	236	1937	1522	78520	4270	2985	104	90	124	23	325	343	915	24244	3852	16170	3080						375	
	234	1897	1522	78520	4270	2585	154	80	124	53	325	343	915	24244	3852	16170	3080						375	



State of Massachusetts, enumerated by me on the 22-23-24-26 day of July, 1870.

J. Livingston, Ass't Marshal.

YEAR ENDING JUNE 1, 1870.

Cotton. Bales (450 lbs.)	Wool. Lbs.	Peas and Beans. Bush.	POTATOES.		Orchard products. Dolls.	Wine. Gallons.	Produce of Market Gardens. Dolls.	DAIRY PRODUCTS.			Hay. Tons.	SEED.		Hops. Lbs.	Hemp. Tons.	Flax. Lbs.	Flax seed. Bush.	Silk cocoons. Lbs.	SUGAR.			BEES.		Forest products. Dolls.	Value of Home Manufactures. Dolls.	Value of animals slaughtered or sold for slaughter. Dolls.	TOTAL VALUE.	
			Irish. Bush.	Sweet. Bush.				Butter. Lbs.	Cheese.* Lbs.	Milk sold. Gallons.		Clover. Bush.	Crass. Bush.						Maple. Lbs.	Cane. Hhds. (1,000 lbs.)	Molasses. Gallons.	Wax. Lbs.	Honey. Lbs.				Dolls.	
25	26	27	28	29	30	31	32	33	34	35	36	37	38	39	40	41	42	43	44	45	46	47	48	49	50	51	52	
			10					50													8						350	1
	15		12					35													8						400	2
			30					30													8						950	3
			38					60													8						925	4
			8					30													8						200	5
																											700	6
																											1600	7
			15	30				216													8						1700	8
																											400	9
	20		25	25				900													8						600	10
			30	5				250													8						850	11
																											300	12
				5																		8					350	13
																						8					250	14
	20							700																			500	15
	40		30					100																			900	16
			30					50																			500	17
			30					75																			1400	18
	100		30					300													8		80				450	19
																											500	20
								75																30			600	21
	60		2					132													8						800	22
			8																								200	23
			25	30				10																			450	24
			15					120													8						350	25
																											400	26
			50	10				100													8						900	27
	34			40				100													8						1500	28
	100		50	20				200													8						800	29
	80		20	5				150													8						450	30
	4		7					50													8						300	31
			15	7				20													8						700	32
			20					75													8						1600	33
			50	10				90													8						9000	34
	60		20	75				70													8						500	35
	15		10					25													8						500	36
			10					30													8		50				300	37
			10	12				15													8						500	38
			20																								500	39
																											800	40
548			620	366				2508																			26175	40
548			620	366				2808																			26175	40

\* This will include only such cheese as is made upon the farm. Milk sent to cheese factories will be regarded as milk sold off the farm.







State of Missouri, enumerated by me on the 28-29-30-31 day of June, 1870.

J. Livingston, Ass't Marshal.

YEAR ENDING JUNE 1, 1870.

Cotton. Bales (50 lbs.)	Wool. Lbs.	Peas and Beans. Bush.	POTATOES.		Orchard products. Dolls.	Wine. Gallons.	Produce of Market Gardens. Dolls.	DAIRY PRODUCTS.			SEED.			Hops. Lbs.	Hemp. Tons.	Flax. Lbs.	Flax seed. Bush.	Silk cocoons. Lbs.	SUGAR.			BEES.		Forest products. Dolls.	Value of Home Manufactures. Dolls.	Value of animals slaughtered or sold for slaughter. Dolls.	TOTAL VALUE. Dolls.		
			Irish. Bush.	Sweet. Bush.				Butter. Lbs.	Cheese.* Lbs.	Milk sold. Gallons.	Hay. Tons.	Clover. Bush.	Grass. Bush.						Maple. Lbs.	Cane. Hhds. (1,000 lbs.)	Molasses. Gallons.	Wax. Lbs.	Honey. Lbs.						
25	26	27	28	29	30	31	32	33	34	35	36	37	38	39	40	41	42	43	44	45	46	47	48	49	50	51	52		
																											150	1	
																												300	2
			20																									200	3
																												40	4
																												50	5
			24	20																		20						250	6
			7																			20						200	7
			12																			7						150	8
			20	20																								350	9
	40		20	15																		20						1100	10
	60		30	25																		25						1275	11
	20		5																									400	12
			4	17																		25		200				450	13
			25																			40						800	14
			15																			50						600	15
	40		15																									1500	16
			25																			7						200	17
	15		30																									425	18
	20		15	5																		20						400	19
			11	11																								350	20
			10																			15						500	21
			15																			18						250	22
	20		15	20																		20						550	23
	8		40	25																		20						700	24
			10	5																		20						125	25
			12																			12						350	26
			15																			12						300	27
			50	25																		17						375	28
			20																			12						500	29
	49		25																			15						700	30
	20		10	20																		20						300	31
			50																			20						400	32
																												54	33
			5	9																								250	34
	25		20	20																		25						300	35
	30		30	6																		20						850	36
																												175	37
			15	25																		24						150	38
	10		10	20																		15						400	39
	15		60																			25						300	40
	400		721	292																		1046		200				16719	

\* This will include only such cheese as is made upon the farm. Milk sent to cheese factories will be regarded as milk sold off the farm.



State of Missouri, enumerated by me on the 1-5-6 day of July, 1870.

J. Livingston, Ass't Marshal.

YEAR ENDING JUNE 1, 1870.

Cotton. Bales (50 lbs.)	Wool. Lbs.	Peas and Beans. Bush.	POTATOES.		Orchard products. Dolls.	Wine. Gallons.	Produce of Market Gardens. Dolls.	DAIRY PRODUCTS.			Hay. Tons.	SEED.			Flax. Lbs.	Flax-seed. Bush.	Silk cocoons. Lbs.	SUGAR.			BEES.		Forest products. Dolls.	Value of Home Manufactures. Dolls.	Value of animals slaughtered and sold for slaughter. Dolls.	TOTAL VALUE. Estimated value of all farm produce on hand, including bor- rowed stock, and addi- tions to stock. Dolls.			
			Irish. Bush.	Sweet. Bush.				Butter. Lbs.	Cheese.* Lbs.	Milk sold. Gallons.		Clover. Bush.	Grass. Bush.	Hops. Lbs.				Temp. Tons.	Maple. Lbs.	Cane. Hhds. (1,000 lbs.)	Molasses. Gallons.	Wax. Lbs.						Honey. Lbs.	
25	26	27	28	29	30	31	32	33	34	35	36	37	38	39	40	41	42	43	44	45	46	47	48	49	50	51	52		
			12																								1000	1	
2			16	4																							1200	2	
3	100		60	30																	8						1200	3	
4			75	40																	25						1200	4	
5																											700	5	
6			90																		8						800	6	
7																											500	7	
8			50	30																	8						875	8	
9			18																				100				350	9	
10			30																								200	10	
11			10																								75	11	
12			12																								200	12	
13			10	20																	25						300	13	
14			15	10																	25		50				600	14	
15			5	25																	8						600	15	
16			15	12																	8						500	16	
17			5	25																	8						950	17	
18			10	5																	8						250	18	
19			15	20																	8						200	19	
20																											100	20	
21			15	200																							200	21	
22			10	15																							200	22	
23			90	25																	25						250	23	
24	40		50	200																	5						600	24	
25	30		60	90				96													8						500	25	
26			10	20				40																			200	26	
27	50		30					144																			800	27	
28			7	10				40																			200	28	
29	25		200	50				100																			900	29	
30			5	15																							100	30	
31	20		15	6				60																			450	31	
32	30		15	6				60																			250	32	
33	40		15	200				80													150						800	33	
34	11		30	40				100													8						500	34	
35			60	50				75													8						200	35	
36			23		24																						200	36	
37	10		50	50																							600	37	
38	7							20																			300	38	
39	7							20																			85	39	
40	20		15	15				50																			500	40	
393			108	113	24			865												669						180	5	18535	

\* This will include only such cheese as is made upon the farm. Milk sent to cheese factories will be regarded as milk sold off the farm.





State of Massachusetts, enumerated by me on the 7 day of July, 1870.

J. Livingston, Ass't Marshal.

YEAR ENDING JUNE 1, 1870.

Cotton.	Wool.	Peas and Beans.	POTATOES.		Orchard products.	Wine.	Produce of Market Gardens.	DAIRY PRODUCTS.			Hay.	SEED.		Hops.	Hemp.	Flax.	Flax-seed.	Silk cocoons.	SUGAR.		Molasses.	BEES.		Forest products.	Value of Home Manufactures.	Value of animals slaughtered or sold for slaughter.	TOTAL VALUE.			
			Lbs.	Bush.				Bush.	Bush.	Dolls.		Dolls.	Lbs.						Lbs.	Gallons.		Tons.	Bush.				Bush.	Lbs.	Tons.	Lbs.
25	26	27	28	29	30	31	32	33	34	35	36	37	38	39	40	41	42	43	44	45	46	47	48	49	50	51	52			
			25-																								100	1		
			10	4																		25-						200	2	
	18		50	100																		30						700	3	
			50	150																		20						900	4	
	10		15	40																		40						500	5	
	19		19	19				170														13						750	6	
	10		7	25-				45														15						500	7	
			8					25														15						125	8	
			10					40														30						250	9	
	15		70	50				100														30						700	10	
	20		15	60				64														30						400	11	
	25		10					55														20						425	12	
	16		6	40				50														20						850	13	
			50					100																				850	14	
	90		50	250				100														20						550	15	
	12		15	25				36																				300	16	
	15		18	10																		16						175	17	
			75					100														15		50				250	18	
																												75	19	
																						10						400	20	
								40																				250	21	
																												50	22	
	7		30	75				144														20						900	23	
			100	50				48														30						250	24	
			18	100				75																				300	25	
			14					50														10						150	26*	
																														27
																														28
																														29
																														30
																														31
																														32
																														33
																														34
																														35
																														36
																														37
																														38
																														39
																														40
188			537	1066				1285													445					50			8700	

\* This will include only such cheese as is made upon the farm. Milk sent to cheese factories will be regarded as milk sold off the farm.







