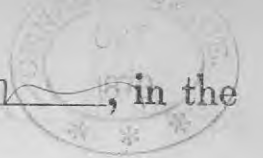


SCHEDULE 3.—Productions of Agriculture in Anglers Township in the County of Miller, in the Post Office: DuSable



Name of Agent, Owner, or Manager.	ACRES OF LAND.			PRESENT CASH VALUE.		Total amount of wages paid during the year, including value of board.	LIVE STOCK, JUNE 1, 1870.								PRODUCE DURING THE YEAR.									
	Improved.	UNIMPROVED.		Of farm.	Of farming implements and machinery.		Horses.	Mules and Asses.	Milch Cows.	Working Oxen.	Other Cattle.	Sheep.	Swine.	Value of all live stock.	WHEAT.		Rye.	Indian Corn.	Oats.	Barley.	Buckwheat.	Rice.	Tobacco.	
		Wood-land.	Other unimproved.												Dolla.	Dolla.								No.
1	2	3	4	5	6	7	8	9	10	11	12	13	14	15	16	17	18	19	20	21	22	23	24	
Pappalweit D. A.	20	20		1800	70		7	2	4	2	3	5	30	850		100		200						
House Wm	12	148		800	40		4		1	4				8400		90		200		50				
Raden J. A.	40	240		1200	60		4		4	4	3	11	40	6000		10		1000						
Lead J. A.	31	30		600	60		1	1	5	2	5		40	300		60	30	400						
Smelling Hugh	10	30		400	25		6		4	2	1	5	80	750		40		100		40				
Regraff J. C.	20	40		200	35		3		1					13300		25		120		40				
Kerr J. H.	40	80		400	75		1		3					26150		40		200		150				
Pappalweit J.	60	85		1000	150	50	11	1	4	2	8	25	10	1500		40		800						
Cumidiff J. C.	10	30		100	25		1		2					20150		30		100						
Doke Wm	120	440		500	140	70	9	1	5	2	5	30	30	1200	1500		1500		100					
Garlton J. S.	30	25		1000	60		7		5	2	3	18	25	800	182		300							
Garlton J. S.	20	30		400	40		2		1					6200	65		100							
Gachran J. A.	75	25		800	80		4		2	4				50600	400		100	150						
Boon J. A.	14	20		800	60		1		1	2	1			14000	20		300							
Johnson J. M.	20	20		600	40		1		1	2	2	4	9	200				30	40					
Coak David	20	20		800	30		2		2	2	3	9	0	600	20		100							
Coxen J. S.	30	150		2000	40	80	6		3	3	12		30	800	40		150	100						
Red J. M.	30	95		800	65	300	2		3		2	6	17	250	70		100	15						
Reichhart J.	80	240		4000	40		7		7	2	11	35	3	800	100		450	350						
Reichhart J.	20	80		400	40		2		2					10350	100		200							
Reichhart J.	40	80		600	25		1	1	1		1			200	130		35	40						
Phillips J. S.	20	60		500	40	25	3		3		6			7350	132		350	75						
Bilyard J. S.	40	20		600	80		5		3	2	1	30	20	600	180	40	400	20						
Whison Joseph	40	213		1000	60		3		2		4	20	15	350	390		500	300						
Whison J. S.	30	130		600	75		4		3					230	40		200	60						
Doalitt J. S.	60	235		200	150		6		4		12	38	18	800	200	70	300	300						
Galt Jesse	45	100		500	80		5		4	3	5	2	0	32000	192		150	50						
Bidenor J. S.	40	80		500	40	150	1		2	4				630100	150		400							
Bidenor J. S.	40	60		400	25		2		3		4	16	20	300	40		400	60						
Whison J. S.	60	240		2000	60	200	5		5	2	8	12	30	800	242		300	200						
Wicks Francis	13	80		200	20	40	1		2	2	5	10	10	200	29	17	100							
Whison J. S.	35	172		1200	40	100	1		2	2	3	12	15	200	52		150	150						
Whison J. S.	15	145		400	20	80	1		3		1	3	6	200			100	20						
Hawkins J. S.	40	200		1000	80	45	5		4	2	3	12	30	650	100	60	250	30						
Carson J. S.	20	60		200	80		2		1					10300			60	70						
Cabron J. S.	20	60		800	50		1		2					150	80									
Robinson J. S.	20	60		800	20		3		2			2	28	350			300	150						
Adams Joseph	15	145		600	60	20	3	1	2		2	18	25	400	50		100	10						
Clemens J. S.	80	100		1000	75		6	2	8		10	20	40	1000	200		400	160						
McCarroll J. S.	20	60		200	50		1		2					20130			60	30						
1394 5486 31900 2460 1065 140 9 11 50 124 375 444 18780 5057 217 1015 2660 3927 217 10925 2590																								

State of Missouri, enumerated by me on the _____ day of August, 1870.

W. B. ..., Ass't Marshal.

YEAR ENDING JUNE 1, 1870.

Cotton.	Wool.	Peas and Beans.	POTATOES.		Orchard products.	Wine.	Produce of Market Gardens.	DAIRY PRODUCTS.			Hay.	SEED.			Hops.	Hemp.	Flax.	Flax-seed.	Silk cocoons.	SUGAR.			BEES.		Forest products.	Value of Home Manufactures.	Value of animals slaughtered or sold for slaughter.	Estimated value of all farm produce, and additions to stock.						
			Irish.	Sweet.				Butter.	Cheese.*	Milk sold.		Clover.	Grass.	Maple.						Cane.	Molasses.	Wax.	Honey.	Dolls.					Dolls.					
Bales (50 lbs.)	Lbs.	Bush.	Bush.	Bush.	Dolls.	Gallons.	Dolls.	Lbs.	Lbs.	Gallons.	Tons.	Bush.	Bush.	Lbs.	Tons.	Lbs.	Bush.	Lbs.	Lbs.	Hds. (1,000 lbs.)	Gallons.	Lbs.	Lbs.	Dolls.	Dolls.	Dolls.	Dolls.							
25	26	27	28	29	30	31	32	33	34	35	36	37	38	39	40	41	42	43	44	45	46	47	48	49	50	51	52							
	10										10															20	75	140	1					
																												40	250	2				
	20		20																								40	50	800	3				
																												75	300	4				
																													150	5				
	6																										12	30	200	6				
																													200	7				
	40		40																										25	80	100	700	8	
																													75	100	9			
	20		20																										40	200	1500	10		
	40																												60	40	400	11		
																														30	100	12		
				15	2																									25	300	13		
				50																										40	300	14		
	10																												40	20	60	15		
	20		30									1																		10	50	100	16	
	10		30									1																	15	25	130	17		
	60																												40	200	18			
	70		100		80							19																	40	60	500	19		
																														80	200	20		
																														30	150	21		
				50								4																		50	250	400	22	
	40																													80	40	600	23	
	45																													50	40	700	24	
	60		30		80							28																		60	200	25		
	30		15	12	60							2																		70	90	500	26	
	40																													60	80	250	27	
	20																													60	60	450	28	
	50											15																		40	50	400	29	
	25																													30	40	450	30	
	30																													50	40	150	31	
	40																													30	50	200	32	
	27																													40	30	100	33	
																														40	30	350	34	
																															30	70	35	
																														40	60	36		
	21												2																	40	20	200	37	
	18																													30	40	150	38	
	20																													30	40	600	39	
																															30	60	40	40
	772		425	14	220							80																		1067	2085	13090	40	
	866		420	14	220							82																		1137	2165	13200		

* This will include only such cheese as is made upon the farm. Milk sent to cheese factories will be regarded as milk sold off the farm.

SCHEDULE 3.—Productions of Agriculture in Wayne Township in the County of Miller, in the Post Office: Mussumbia



Name of Agent, Owner, or Manager.	ACRES OF LAND.			PRESENT CASH VALUE.		Total amount of wages paid during the year, including value of board.	LIVE STOCK, JUNE 1, 1870.								PRODUCE DURING THE YEAR.								
	Improved.	UNIMPROVED.		Of farm.	Of farming implements and machinery.		Horses.	Mules and Asses.	Milch Cows.	Working Oxen.	Other Cattle.	Sheep.	Swine.	Value of All live stock.	WHEAT.		Rye.	Indian Corn.	Oats.	Barley.	Buckwheat.	Rice.	Tobacco.
		Wood-land.	Other unimproved.												Doll.	Doll.							
1	2	3	4	5	6	7	8	9	10	11	12	13	14	15	16	17	18	19	20	21	22	23	24
1. Kingman, Wm. H.	40	172		800	80		5	4	18	18	10	600			150		300	60					
2. Albertson, Jno.	60	180		500	60		3				1	9250			60		75	30					
3. Henry, Wm. D.	50	600		400	15		1	2				41	150				250						
4. Lee, James	30	140		500	40		3	1				1200			40		80						
5. Holt, Jno.	20	60		200	30		1	2				50					80	40					
6. Key, John	25	75		250	75		4	3				25	20400			50	150	20					
7. Myers, Chas. P.	66	100		1500	80		5	2	2			535	26600			198	160	80					
8. Casey, Dimean	56	104		1000	60		4	1	2	4	6	16	12600			170	800	60					
9. Casey, Jas. B.	40	100		500	20		3	3	5			20	350			100	200						
10. Courty, Jas. C.	20	140		800	40				1	2			275				150						
11. Wiseman, Jno. W.	40	146		1000	60		4	2	7	2	2	27	25600			130	500	40					
12. Dixon, Alfred	40	140		800	75		2	2		2	16	15	350			50	20	400					
13. Phillips, D. J.	60	100		800	40		4	6	2			3	500			130	50	500	180				
14. Reed, Barnaba	40	200		1800	60		6	4	3	15	20	650			97	40	400	150					
15. Thomason, Jno.	20	60		1000	75		2	1	4	1	12	3	260			40	300						
16. Martin, Jno.	70	90		2000	175	300	4	1	5	10	21	60	650			330	400	400					
17. Bear, Absalom	25	75		800	40		3	1	2	2	15	20	250			124	25	148					
18. Bear, Wm. J.	50	150		800	80		3	1				15	25	300			124	25	100				
19. Martin, Geo.	50	150		2000	140	60	2	2	4			46	40	600			230	700	150				
20. Martin, Jno.	60	160		1300	75		2	3	2	3	25	250			95		600						
21. Coburn, Geo.	40	20		1200	40	75	2	1	2	1			275			150	300						
22. Pomphrey, Jno.	14	60		600	60				2	1			300			200	300						
23. Pierce, Wm.	50	60		400	75		1	1	2	3		14	30	150			40	130					
24. Reed, Amos V.	30	90		1000	80		3	4	2	9	32	17	550			80	250	100			16		
25. Howell, Jost	30	130		1500	175	80	2	1	5	20		60	400			80	300	200					
26. Hardwick, Geo.	45	175		1000	180		4	2	4	6	4	40	450			300	130	600					
27. Hardwick, Wm.	20	20		1600	75		4	2	2			30	250			65	300	70					
28. Hillson, Spence	40	80		800	60		3	2				25	350				400						
29. Polman, Jno. D.	40	160		600	40	60	3	2	2			12	500			60	150				7		
30. Hauken, Jno. Daniel	40	300		800	75		2	1	2			10	13	300			75	400	300				
31. Stewart, A. W.	20	80		600	45		3	1	1			10	300			40	180						
32. Tolson, R. M.	40	160		1000	40		1	5	2	13	7	1	150			24	300						
33. Garrison, Jas.	20	60		500	60		4	1				9	6	400			18	150					
34. Thomsen, Jno.	100	260		2000	80		9	4	3	40	30	800			100	50	1000	50					
35. Gilyon, Wm. H.	40	40		150	80				1			4	16	40			10	100					
36. Hillbanks, Jno.	60	100		1800	75		6	10	4	2	6	29	25	1200			75	150					
37. Phelps, Jno.	25	175		250	80		4	1		6	29	49	800			53	15	300	40				
38. Bradshaw, Jno.	40	60		4000	240		10	2	6	2	10	32	35	600				1900					
39. Wiseman, Jno. R.	20	40		800	20		2					8	4	200			40	400	150				
40. Wiseman, Zachariah	100	90		500	140		2	3	4	4	7	14	15	800			70	800	600				
	1605	5240		40050	3040	575	125	30	105	25	132	549	760	17100	3472	3450	22	15250	2918		23		

State of Illinois, enumerated by me on the _____ day of _____, 1870.

W. O. Bond Ass't Marshal.

YEAR ENDING JUNE 1, 1870.																									TOTAL VALUE.				
Cotton.	Wool.	Pens and Brushes.	POTATOES.		Orchard products.	Wine.	Produce of Market Gardens.	DAIRY PRODUCTS.			SEED.			Hemp.	Flax.	Flax seed.	Silk cocoons.	SUGAR.		BEES.		Forest products.	Value of Home Manufactures.	Value of animals slaughtered or sold for slaughter.	Estimated value of all property, including buildings, contents and additions to stock.				
			Irish.	Sweet.				Butter.	Cheese.*	Milk sold.	Hay.	Clover.	Grass.					Hops.	Maple.	Cane.	Molasses.					Wax.	Honey.	Dolls.	Dolls.
Bales (50 lbs.)	Lbs.	Bush.	Bush.	Bush.	Dolls.	Gallons.	Dolls.	Lbs.	Lbs.	Gallons.	Tons.	Bush.	Bush.	Lbs.	Tons.	Lbs.	Bush.	Lbs.	Lbs.	Hhds. (1,000 lbs.)	Gallons.	Lbs.	Lbs.	Dolls.	Dolls.	Dolls.	Dolls.		
25	26	27	28	29	30	31	32	33	34	35	36	37	38	39	40	41	42	43	44	45	46	47	48	49	50	51	52		
	10										2														20	40	500	1	
																										60	75		2
	100																								80	60	160		3
																											120		4
	38	30									6										18				70	100	1430		5
	28																								40	50	120		6
																									40	200			7
	30																								60	35	150		8
	40										6														80	65	200		9
	15																								25	40	60		10
	52	10									16										80				45	75	500		11
																										30	130		12
	30																								40	400			13
	20																								25	25	250		14
	25																								40	30	130		15
	40																								60	100	900		16
																									40	130			17
	37																								50	56	600		18
	15																								25	38	200		19
																										40	100		20
																									25	160			21
	40																								60	30	600		22
	20																								25	60	500		23
			20																			20				75	300		24
																										45	500		25
	10																								15	20	75		26
	13																								20	60			27
	12																								20	25	150		28
																										30	130		29
	40																								40	0	50		30
	35																								35	60	200		31
																													32
																													33
																													34
																													35
																													36
																													37
																													38
																													39
																													40
	600		50								30														875	1294	8800		
	600		50								30														875	1294	8800	11210	

* This will include only such cheese as is made upon the farm. Milk sent to cheese factories will be regarded as milk sold off the farm.

SCHEDULE 3.—Productions of Agriculture in

Equality Township in the County of Miller, in the

Post Office: Dusemberg



Name of Agent, Owner, or Manager.	ACRES OF LAND.			PRESENT CASH VALUE.		Total amount of wages paid during the year, including value of board.	LIVE STOCK, JUNE 1, 1870.								PRODUCE DURING THE YEAR.																						
	Improved.	UNIMPROVED.		Of farm.	Of farming implements and machinery.		Dolls.	Dolls.	Horses.	Mules and Asses.	Milch Cows.	Working Oxen.	Other Cattle.	Sheep.	Swine.	Value of all live stock.	WHEAT.																				
		No.	No.														No.	Dolls.	Dolls.	Dolls.	No.	No.	No.	No.	No.	No.	No.	Dolls.	Spring.		Eye.	Indian Corn.	Oats.	Barley.	Buckwheat.	Rice.	Tobacco.
																													Bush.	Bush.							
1	2	3	4	5	6	7	8	9	10	11	12	13	14	15	16	17	18	19	20	21	22	23	24														
Cox Thomas	42	148		1200	100		2	3	2				40	25	300	120		1000																			
Dear James R	15	30		100	15		1	2						10	140	10		140																			
Buris White	60	400		2500	150		14	5					93	60	1500	125		700	50																		
Buris Wm	30	410		1000	140		6	2	5	2			44	14	800	93		200	20																		
Jones Wm J	40	80		1000	50	60	2	4					52	13	250	80		250	50																		
Hixdorf A P	30	250		500	60	200	4	2					32	20	400			50																			
Ruster Wm B	60	100		600	30		2	2	2	2			17	25	300			200	100																		
Buris White	20	40		200	15		2	3					20	10	200	40		50																			
Munch Geo	45	75		1000	75		5	4	2				9	25	31700	303		300																			
Stephen Isaac	60	100		1000	150		2	4					35	20	300	100		400	150																		
Russell Wiram	80	200		2000	200		5	6	2	8			40	50	800	250		500	300																		
Davidson Matthew	40	80		800	50		3	2	3	2			6	20	18600	200		140	100																		
Jones Geo	15	75		150	15		2	1					13	10	200	100		240																			
Jones Wm	25	95		100	45		1	1	2				5	6	200			35	20																		
George Chesley	40	30		150	30		2	1					15	5	200			140																			
Wood George	50	110		500	140		3	1		1			15	350	60			200																			
Wood Henry	25	60		600	50		2	2		3			5	18	275	32		250	40																		
Worser B	30	85		400	35		3	1	3				20	6	400	30		80																			
Worser Stephen	18	52		800	30		1	2		3			13	20	20	20		100	15																		
Waleox Peter	60	200		600	40		4	5	2				25	600	140			240																			
Stoner Wilson	40	140		1000	0		2	1	3				24	30	300	75		300	40																		
Brockman Jas	30	110		1800	140		3	3		5			13	20	400			280	60																		
Brockman A	35	150		1800	140		2	1		3			18	95	250	60		300	80																		
Pickering Fred	40	40		600	100		3	3		6			12	35		30		280																			
McCampbell A	15	25		400	30		1	1	2	3			20	13	200			100	40																		
Sullivan H	45	115		600	100		2	3		1			30	200				200	60																		
Kelly John	38	128		800	140		3	1		2			3	15	300			140																			
Reed Wiram	60	200		750	140		4	2	3	1			20	40	600	60		250	30																		
Grumley Wm	150	100		2000	250		6	4	6				18	60	751200	800		800	260																		
Dear John	60	250		300	150		2	3		6			13	275		180		350	40																		
Cahoon Edward	10	70		200	40		2							250				500																			
Bligton W	23	57		300	75		1	1						100				69	150																		
Dear George	60	160		2000	100	40	5	5	2	18	5	20	800					133	250	20																	
Garton Jas	40	225		1000	75		3	2	2	4	25	18	350					130	20	80																	
Quinnat Geo	15	60		200	40		1	2	2	3	6	12	130					80	40																		
Birdson Nancy	60	420		1400	100		3	1		3	8	300						56	50																		
Birdson Wm	20	137		2000	150			2	2	16	33	46	150						300																		
Welsch Fred	10	25		150	15		2	1		8	13	250						70	100																		
Cross August	30	50		150	25		1	1	2				2	120					120																		
Birdson Geo	40	80		800	20		2	2					30	250				60	40																		

1150 5762 2500 3340 2000 112 10 104 24 13 15 74 24 1336 344 20 10 115 15 25

SCHEDULE 3.—Productions of Agriculture in

Post Office: *Madame*

Equality Down in the County of *Miller*

in the



Name of Agent, Owner, or Manager.	ACRES OF LAND.			PRESENT CASH VALUE.		Total amount of wages paid during the year, including value of board.	LIVE STOCK, JUNE 1, 1870.								PRODUCE DURING THE YEAR.									
	Improved.	UNIMPROVED.		Of farm.	Of farming implements and machinery.		Horses.	Males and Asses.	Milk Cows.	Working Oxen.	Other Cattle.	Sheep.	Swine.	Value of all live stock.	WHEAT.		Eye.	Indian Corn.	Oats.	Barley.	Buckwheat.	Rice.	Tobacco.	
		No.	Wood-land.												Other unimproved.	Dolla.								Dolla.
1	2	3	4	5	6	7	8	9	10	11	12	13	14	15	16	17	18	19	20	21	22	23	24	
1 Abbett Daniel	10	60		200	400		1		1				7	130	20		130							
2 Master Richard	15	60		200	25				2				2	50	40		200	30						
3 Martin C. J.	15	275		1000	30	200	3		5		6	30	24	400	100		300	150						
4 Davis Wm	30	80		300	20		1		2		1		10	150	30		100	500						
5 Williams J. J.	40	80		400	30				1				6	50	40		200	15						
6 Thornton J. J.	60	100		1000	50		2		1	4		19	30	250	180		300	50					100	
7 Lue Alvin	20	30		300	140		2		1		1		2	250	25		150	30						
8 Baumstein J.	30	200		200	350		3		3		6	70	20	400	160		400	30						
9 Willis Jonathan	20	160		200	25				2		4		5	60			100	140						
10 Smith Anderson	20	30		200	100		3	1	1	2			23	400			25	60						
11 Martin Geo. W.	30	50		500	140		2		1				20	40			400	80						
12 Fraser Andrew	15	40		250	40		2		1				8	250			100							
13 Duddy J. W.	20	70		350	30		2		1		1		17	250			200	300						
14 Witt John	60	200		2000	75	150	2	2	4	2	8		25	600	110			100						
15 Ruston Wm	100	200		1000	45		4	3	2				20	500	160			175						
16 Hawkey Jno	40	30		800	30				2	2	1	4	6	150			200							
17 Newell Samuel	50	87		1000	25		2		3		7		10	250			150							
18 Stepp J. L.	20	160		400	50		2		2		5		2	50			40							
19 Wright James	40	240		1200	140		1		3	2	5		12	200			150	200						
20 Melton Eliza	30	430		1000	60		6		3		4	20	30	600	42		500	25						
21 Milshone Jno	15	78		200	25		2		2				3	200			200	100						
22 Dougherty Milton	10	30		150	10		1		1				5	150			35	20						
23 Columbus Valentin	20	150		1200	50		3		3		6	4	18	400	50		200	250						
24 Wyrick Otis	60	200		200	70	100	1		1				5	10	150		150							
25 Russell Wm	30	82		200	40		6	1	5		6	25	60	800	200		800	160						
26 Kenny Robert	20	60		800	50		2		3				40	250			160	20						
27 Tomson J. W.	15	61		400	40		1		1		1			150	60		200							
28 Ches Daniel	40	280		1200	60		1		2					150			30							
29 Bell Robert	40	40		800	40		3		1				12	14	350	100		100						
30 McMillen W.	40	80		400	25		1		1				15	7	140	25		45	10					
31 Brockman Wm	40	40		100	140		1		2					10	100		80							
32 Otter Wm	25	55		800	80		2	1	2				3	8	250	70		100	75					
33 Wyrick Eve	15	25		500	40		2		2		2		7	14	250	25		200	10					
34 Estey Jno	75	40		2500	80	100	4		2		2	11	12	450	29	76	500	250						
35 Swanson Wm	50	103		1500	50		6	1	4		5	30	21	800	120		400	150						
36 Houston James	80	120		2000	200		2	10	7		3		65	65	700	475		2700	150					
37 Harrison Paul	160	240		4000	80	1000	6	6	9		40	120	100	1800	400		2000	600						
38 Challe M. R.	75	245		2000	50		11		4		12	35	75	1400	320		500	30						
39 Challe J. B.	75	300		1800	100	60	4		5	2	10	40	50	650	222		600	40						
40 Scott Thomas	50	200		2500	60		4	2	3	2	5	25	20	800	140		250							

1060 2000 26050 2965 1510 100 27 100 10 15 55 205 1550 29 3892 11270 3325 100 100

YEAR ENDING JUNE 1, 1870.

Cotton.	Wool.	Peas and Beans.	POTATOES.		Orchard products.	Wine.	Produce of Market Gardens.	DAIRY PRODUCTS.			SEED.			Hops.	Hemp.	Flax.	Flax-seed.	Silk cocoons.	SUGAR.			Molasses.	BEES.		Forest products.	Value of Home Manufactures.	Value of animals slaughtered or sold for slaughter.	TOTAL VALUE.	
			Irish.	Sweet.				Butter.	Cheese.*	Milk sold.	Hay.	Clover.	Grass.						Maple.	Cane.	Wax.		Honey.	Dolls.					Dolls.
Bales (450 lbs.)	Lbs.	Bush.	Bush.	Bush.	Dolls.	Gallons.	Dolls.	Lbs.	Lbs.	Gallons.	Tons.	Bush.	Bush.	Lbs.	Tons.	Lbs.	Bush.	Lbs.	Lbs.	Hds. (1,000 lbs.)	Gallons.	Lbs.	Lbs.	Dolls.	Dolls.	Dolls.	Dolls.		
25	26	27	28	29	30	31	32	33	34	35	36	37	38	39	40	41	42	43	44	45	46	47	48	49	50	51	52		
																											45 150	1	
																												75 200	2
	60	25						200			2																	100 500	3
	5																											10 60 400	4
																												20 150	5
	100										1											20						50 75 400	6
																												150	7
	100																											100 100 500	8
																												65 200	9
																												25 60	10
																												50 400	11
																												25 100	12
																												60 350	13
			15																									100	14
			10																									35 200	15
	8																											20 15 200	16
																												30 150	17
																												20 50	18
											4											20						25 200	19
	100																											40 30 500	20
																												60 250	21
												5																25 70	22
	10											5																60 200	23
	30											4																15 30 600	24
	50																											60 75 800	25
																												100 35 160	26
																												30 200	27
																												20 50	28
	25																											50 60 200	29
	30																											30 45 60	30
	10																											15 30 80	31
	15																											20 25 150	32
	20																											20 20 200	33
	30	25	10	40				80			25																	25 30 500	34
	90		30	10	20						15											30						60 75 500	35
	80		30	15	50																							60 100 800	36
	200		140	170				800			80																	20 70 2000	37
	100				80			160			2																	75 80 600	38
	80		10	40				80			16																	80 200 1000	39
	40																											45 390	40
1065			360	15	400			1200			169															550	1190	15680	
763			260	43	400			1320			169															870	500	13430	

* This will include only such cheese as is made upon the farm. Milk sent to cheese factories will be regarded as milk sold off the farm.

SCHEDULE 3.—Productions of Agriculture in Quality Township, in the County of Miller, in the Post Office: Wendell



Name of Agent, Owner, or Manager.	ACRES OF LAND.			PRESENT CASH VALUE.		Total amount of wages paid during the year, including value of board.	LIVE STOCK, JUNE 1, 1870.							PRODUCE DURING THE YEAR.											
	Improved.	UNIMPROVED.		Of farm.	Of farming implements and machinery.		Horses.	Mules and Asses.	Milch Cows.	Working Oxen.	Other Cattle.	Sheep.	Swine.	Value of all live stock.	WHEAT.		Rye.	Indian Corn.	Oats.	Barley.	Buckwheat.	Rice.	Tobacco.		
		No.	Wood-land.												Other unimproved.	Dolls.								Dolls.	No.
1	2	3	4	5	6	7	8	9	10	11	12	13	14	15	16	17	18	19	20	21	22	23	24		
1. <u>Opping Albert</u>	30	200		800	40		2		2	5		25	250		75		180	48							
2. <u>Wheeler Jack</u>	30	170		1000	75		1		2	3		4	23	175		74		150	75			3			
3. <u>Sukardus Peter</u>	8	32		500	20				1	2	3	6	25	150		74		150	75						
4. <u>Wynic Chesley</u>	20	160		600	50		3		3			7	12	300		81		150	40						
5. <u>Casny Louis</u>	20	60		300	25		1		2	3		5	29	150		48		125	100						
6. <u>Wynic Michael</u>	35	75		1200	140		5		3			5	20	500		192		450							
7. <u>Cooper Byron</u>	20	65		400	20		2			2	6	12	200		100		400								
8. <u>Dawson Jas. P.</u>	60	100		1200	100		4	2	3	2	10	20	40	600		160		300	60						
9. <u>Shubert H. M.</u>	60	140		1000	25		4		5		10	23	20	450		600		300	40						
10. <u>Nichols Jefferson</u>	10	78		200	20		1		2				15	130		20		100							
11. <u>Paster J. M.</u>	40	120		250	35		1		2				11	100		25	15	130							
12. <u>Peterson Jas.</u>	30	210		400	45		3		2	2	16	40	400		58		180								
13. <u>Sampson Michael</u>	40	80		600	10		1		2		1		7	150		30		100							
14. <u>Shepherd James</u>	15	60		150	15		1		1				15	130				150							
15. <u>Tanner John</u>	15	25		300	45				1		1	4	10	50		19		40							
16. <u>Abel J. M.</u>	40	160		1200	35		2		3			10	20	250		40		180							
17. <u>Goodrich W. M.</u>	100	257		4000	250	500	6	5	4	4	3		12	1200				400							
18. <u>Sindson J. H.</u>	25	95		200	40		1		2	3	1		20	230		71		100							
19. <u>Sindson J. H.</u>	20	100		300	35		4						8	400		70		100							
20. <u>Sindson Geo. W.</u>	18	72		500	20		6		2		1		15	300		84		200							
21. <u>Wright W. P.</u>	10	30		600	40		2		3				4	8	250			250							
22. <u>Sutton Jas. G.</u>	200	400		5000	50	700	6	7	7	12	15	50	1000		1511		1600								
23. <u>Ingram Lucetta</u>	18	62		200	25		1		2	3	4	13	175		30		175								
24. <u>Canny Michael</u>	40	200		2000	75	175	2		5	4	2	2	120	350		200		400							
25. <u>Loach Archibald</u>	20	140		150	30				2				16	5	200			170							
26. <u>Allan J. M.</u>	40	20		400	35				1	2			5	100				150							
27. <u>Rigg Arthur</u>	25	60		500	40		2		2				15	250		15		80							
28. <u>Wynic K. O.</u>	20	60		600	35		2		2	2	5	10	240		40		250	30							
29. <u>Woods J. M.</u>	20	50	110	1200	75	100	2		3	2	2		7	300		137	50	100							
30. <u>Bass J. M.</u>	40	250		1800	80		6	2	7	2	10	35	25	800		96		500	70						
31. <u>Wynic Hugh</u>	15	105		600	40				1	2	1	4	10	130				200							
32. <u>Plym Richmond</u>	15	65		200	20				2	2	2	10	9	100				25	40						
33. <u>Martin Chas. A.</u>	10	70		400	30				2	2	3	7	15	100				200							
34. <u>Thomas J. M.</u>	20	180		800	50		1		2	2		10	12	200		80		130							
35. <u>Wynic Jas. G.</u>	30	90		400	20		3		1			6	5	250				100							
36. <u>Davidson J. M.</u>	15	60		150	20		1		2			2	36	160		250		200							
37. <u>Walsman Ed. W.</u>	20	180		1000	40	30	4		3		2		5	400				150	150						
38. <u>Sampson J. M.</u>	10	30		100	10		1		1				5	100				60							
39. <u>Sawson Nancy</u>	20	180		1000	40		1		2	2	8	30	20	200		35		200	120						
40. <u>Agnew W. L.</u>	40	200		1000	60		1		2		1		10	150				160	25						
				1304	4951																				
				2350	2160	1505	50	10	94	34	98	290	690	11550	3720	65	8925	873						100	

SCHEDULE 3.—Productions of Agriculture in Franklin Township in the County of Hiller, in the

Post Office: Wassonville



Name of Agent, Owner, or Manager.	ACRES OF LAND.			PRESENT CASH VALUE.		Total amount of wages paid during the year, including value of board.	LIVE STOCK, JUNE 1, 1870.								PRODUCE DURING THE YEAR.									
	Improved.	UNIMPROVED.		Of farm.	Of farming implements and machinery.		Horses.	Mules and Asses.	Milk Cows.	Working Oxen.	Other Cattle.	Sheep.	Swine.	Value of All Live Stock.	WHEAT.		Rye.	Indian Corn.	Oats.	Barley.	Buckwheat.	Rice.	Tobacco.	
		No.	Wood-land.												Other unimproved.	Dolls.								Dolls.
1	2	3	4	5	6	7	8	9	10	11	12	13	14	15	16	17	18	19	20	21	22	23	24	
Joan Spivey	200	120		2000	250	100	19	3	8		40	40	30	500	160	60	100	600						
Joan Spivey	70	50		800	150	100	3	1	3		1	34	19	500	108		500	300						
Thompson Peter	200	275		4000	200	200	4	4	4		7	38	20	800	150	20	600	150						
Adcock Jas	20	60		130	40		1		1		3	9	13	150	24		100	50						
Kivlon Cyrus	30	70		500	40	25	3		2		1	7	4	300	40		100							
Kerufy William	35	45		500	60		2		1				4	200	50	15	200							
Vaughan Jas	40	200		600	50		2	1	3		3	20	18	350	30		250	60						
Allen William	30	90		800	30		3		3		1	7	10	300			200	100						
Vaughan A. Kemp	40	80		1000	75	25	5		2		3			28500	200		250	60						
Kraeber Post Rachel	20	100		300	40		2							25000	40		100							
Vaughan Jas	29	91		600	50	20	3		2		3			16250	105		150	80						
Vaughan Chas	30	240		1500	25	50			2		1			17200	30		150	50						
Vaughan Thomas	20	40		400	25		4		1					10000	36		200	100						
Brown Angus	15	65		600	40	20	2		1		1	12	38	200	40		150	100						
Brown Jas	40	80		600	40	60	3		3		1	16	24	350	30		175	100						
Night A.	10	55		500	25	48	2				1	37		1100			100							
McComb John	100	200		3000	150	75	14	4	6		36	3	30	2000	200		1200	300						
Collins Nancy	100	300		2000	140	200	6		8		224	35	28	1000	200		800	100						
Collins John	30	50		450	40		2		2					200	40		80	60						
Collins Jacob B.	20	110		800	100		3		3		4			6300	30		75	80						
Vann Jacob	30	96		1200	60		3		1		3	12	3	300	40		50	20						
Vann John	60	80		1000	40		6		2		13	18	13	600	230		400	30						
Conner Benj	50	130		800	100	100	2		3		115	15	50	50	400		200							
Utcher Wm	15	225		800	40		2							15200	437		60							
Dutcher Lewis	40	120		2000	100	200	2		1					70100250	240		500							
Dutcher Jas	60	60		1000	75		3		2					20300	60		175							
Carroll John	30	230		1000	75		5		2		353	16	500		80		350							
Bowling Delany	40	240		2000	100	175	4	2	2		536	33	600		130		500							
Vann Mary	60	200		1000	80		5		3		61	18	500		40		140							
Vaughan S. P.	20	40		800	60		2		1		6			10200	30		200							
Vann John	60	100		500	80		3	1	1	2	26			12800	160		800	300						
Vaughan Benj	20	30		800	30		5	1	5	4	43	6	11	500	90		400	30						
Gray Wm	10	150		200	10		1		3		1	1	2	150	30		60							
Conner Starling	100	200		2000	150	250	7	1	4		2534	20	1000		35		300	50						
Conner James	10	30		200	20		2		2		8	10	20	250	40		75							
McComb David	40	40		400	50		2		6		6	20	14	250	72		150	25						
Conner John	45	275		800	100		9		4		6	13	8	1000	130		150	100						
Oliver Samuel	50	110		1000	150	200	2		3		2			18250	53		400							
Conner Sarah	30	130		600	25		1		3		1	6	7	150	29		200							
Conner Pleasant	30	170		400	75	30	3		2		4	25	20	350	89		200							

1899 5157 3930 2990 1470 152 19 104 4 245 60 19020 3844 95 11290 2899 18495767 4660 2990 1970 132 19 104 4 245 60 818 19020 3844 95 11290 2899

YEAR ENDING JUNE 1, 1870.

Cotton.	Wool.	Peas and Beans.	POTATOES.		Orchard products.	Wine.	Produce of Market Gardens.	DAIRY PRODUCTS.			SEED.				SUGAR.			BEES.		Forest products.	Value of Home Manufactures.	Value of animals slaughtered or sold for slaughter.	TOTAL VALUE.						
			Bales (450 lbs.)	Lbs.				Bush.	Bush.	Bush.	Dolls.	Gallons.	Dolls.	Lbs.	Lbs.	Gallons.	Tons.	Bush.	Bush.					Lbs.	Tons.	Lbs.	Bush.	Lbs.	Hds. (1,000 lbs.)
25	26	27	28	29	30	31	32	33	34	35	36	37	38	39	40	41	42	43	44	45	46	47	48	49	50	51	52		
	100		60		100			450			80	15									21				200	650	1000		
	40							200																	30	100	500		
	80		30								50										30				70	150	600		
	14		15					60																	20	75	100		
	16		10		40			60			1														40	100	200		
			15					25													10					50	250		
	50		120					50													30					40	250		
	30		20					40																		60	100	400	
																									30	75	350		
			15																						20	60	150		
								40																	60	300			
																										25	100		
																									30	40	200		
	15		40																						30	30	150		
																										20	75		
	27																				20					75	25	75	
	70		20					600													40					350	1000		
	70		20					800													40					100	200	800	
																											20	75	
																											40	80	
			15					40			6															50	200		
	43		20																							60	75	500	
	30		25																							40	100	500	
	20		50																							25	60	450	
	200		80																							40	100	600	
			40																								30	175	
	70		10					75			3										15	550			100	75	1250		
	78		6					100			4															75	100	600	
																											20	100	
																											30	200	
																										170	800		
	40		60																		20				60	75	400		
																										30	60		
	50		25																							40	20	250	
	75																									45	50	75	
	40		50																							20	60	200	
	50		10																		10					75	70	300	
			40																								30	350	
	25																									30	100	200	
	8		10																							20	65	200	
	117				140			2540			744														1355	3420	12965		
	977				140			2540			744														1355	3420	12965		

* This will include only such cheese as is made upon the farm. Milk sent to cheese factories will be regarded as milk sold off the farm.

State of *Missouri*, enumerated by me on the

day of *July*, 1870.

W. C. Gold, Ass't Marshal.

YEAR ENDING JUNE 1, 1870.

Cotton.	Wool.	Peas and Beans.	POTATOES.		Orchard products.	Wine.	Produce of Market Gardens.	DAIRY PRODUCTS.			SEED.			Hops.	Hemp.	Flax.	Flaxseed.	Silk cocoons.	SUGAR.			BEES.		Forest products.	Value of Home Manufactures.	Value of animals slaughtered or sold for slaughter.	TOTAL VALUE.			
			Bales (50 lbs.)	Lbs.				Bush.	Bush.	Bush.	Dolls.	Dolls.	Lbs.						Lbs.	Gallons.	Tons.	Bush.	Bush.					Lbs.	Tons.	Lbs.
25	26	27	28	29	30	31	32	33	34	35	36	37	38	39	40	41	42	43	44	45	46	47	48	49	50	51	52			
																										25	100	1		
																											40	200	2	
																											60	400	3	
	30		35					175													95					35	40	200	4	
	37		30																		20					40	60	150	5	
			60																							40	100	150	6	
			100																							60	100	600	7	
																											40	100	8	
	10																										20	75	9	
																													10	
																													11	
																													12	
																													13	
																													14	
																													15	
																													16	
																													17	
																													18	
																													19	
																													20	
																													21	
																													22	
																													23	
																													24	
																													25	
																													26	
																													27	
																													28	
																													29	
																													30	
																													31	
																													32	
																													33	
																													34	
																													35	
																													36	
																													37	
																													38	
																													39	
																													40	
	77		225					175																		95		175	485	1975
	77		225					275																		95		175	400	2075

* This will include only such cheese as is made upon the farm. Milk sent to cheese factories will be regarded as milk sold off the farm.

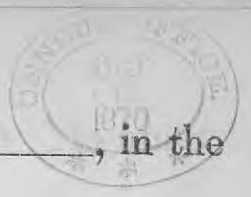
YEAR ENDING JUNE 1, 1870.

Cotton.	Wool.	Pean and Beans.	POTATOES.		Orchard products.	Wine.	Produce of Market Gardens.	DAIRY PRODUCTS.			SEED.				SUGAR.			BEEB.		Forest products.	Value of Home Manufactures.	Value of animals slaughtered or sold for slaughter.	TOTAL VALUE.							
			Lbs.	Bush.				Lbs.	Lbs.	Gallons.	Tons.	Bush.	Bush.	Lbs.	Tons.	Lbs.	Bush.	Lbs.	Hhds. (1,000 lbs.)					Gallons.	Lbs.	Lbs.	Dolls.	Dolls.	Dolls.	
25	26	27	28	29	30	31	32	33	34	35	36	37	38	39	40	41	42	43	44	45	46	47	48	49	50	51	52			
																										30	250	1		
																											40	350	2	
	5																									20	15	200	3	
		2	15		10				300		2															40	75	1600	4	
																											75	2000	5	
																											45	200	6	
																											80	600	7	
	25																											160	8	
			25					200																			60	60	400	9
	25	10						160			3																75	100	500	10
																												50	75	11
																											25	120	12	
	120	12	75					80													20					140	100	400	13	
	30	5	12		75			130			5										20				70	140	250	14		
	15	5						60													14				60	40	60	15		
	30							75													20				60	100	500	16		
	10																									20	45	250	17	
	12																									35	65	400	18	
	49	7			10			60													25				40	60	150	19		
																										20	75	20	20	
	15																									30	175	21		
																											10	60	22	
	31							1000																		60	400	1200	23	
																											65	1800	24	
																											70	200	25	
	40																									40	30	100	26	
																											75	600	27	
	65	25						700			4															75	500	800	28	
	15	50						75																		25	75	100	29	
	10	20																								15	45	150	30	
																											60	200	31	
																												20	150	32
	5	15																			75				10	25	600	33		
		50																									75	600	34	
																											40	180	35	
	25																										50	35	200	36
	50	100						1000			10															75	1000	1600	37	
																											40	200	38	
																												25	175	39
																												20	180	40
	570	19	409		155			3560			24									114					1000	375	16890			
	476	19	409		155			3850			24									114					1800	4540	16380			

* This will include only such cheese as is made upon the farm. Milk sent to cheese factories will be regarded as milk sold off the farm.

SCHEDULE 3.—Productions of Agriculture in *Jenkins* in the County of *Miller*, in the

Post Office: *Summit*



Name of Agent, Owner, or Manager.	ACRES OF LAND.			PRESENT CASH VALUE.		Total amount of wages paid during the year, including value of board.	LIVE STOCK, JUNE 1, 1870.								PRODUCE DURING THE YEAR.									
	Improved.	UNIMPROVED.		Of farm.	Of farming implements and machinery.		Horses.	Mules and Asses.	Milch Cows.	Working Oxen.	Other Cattle.	Sheep.	Swine.	Value of All Live Stock.	WHEAT.		Eye.	Indian Corn.	Oats.	Barley.	Buckwheat.	Rice.	Tobacco.	
		Wood-land.	Other unimproved.												Dolls.	Dolls.								Spring.
	No.	No.	No.	Dolls.	Dolls.		Dolls.	No.	No.	No.	No.	No.	No.	Dolls.	Bush.	Bush.	Bush.	Bush.	Bush.	Bush.	Bush.	Lbs.	Lbs.	
1	2	3	4	5	6	7	8	9	10	11	12	13	14	15	16	17	18	19	20	21	22	23	24	
1. <i>Comer, Wm</i>	35	285		1000	60		2	1				5	200		40		50							
2. <i>Coak, Wm</i>	40	80		600	40		3			5		300		80		200								
3. <i>Coak, Geo</i>	20	60		400	40		1	2	2	7	4	150		22		40								
4. <i>Coak, Alexander</i>	30	90		700	25		1	1	1	1		200		60		50								
5. <i>Dinger, O, A</i>	40	80		1000	40		1	1				3	150		75		100							
6. <i>Bellevue, Martin</i>	10	50		600	25		2	1				2	200		30		60							
7. <i>Stone, Prissella</i>	12	108		1000	40		1			1		100				100	40							
8. <i>Radgett, Wm</i>	70	170		4000	60	200	2	4	3			50	300		260		500							
9. <i>Jenkins, Andrew</i>	30	40		800	25		2	3	3	20	15	250				20	60							
10. <i>Gordon, Wm</i>	20	60		3000	40		2	3	2	4	20	20	300		160		200							
11. <i>Leavitt, Robert</i>	50	150		1500	150		1	2	8	3		20	500		290		200							
12. <i>Leavitt, Geo</i>	40	100		1000	100		2	3	15			60	300		200		300							
13. <i>Jenkins, David</i>	20	60		200	25		1	1	2	3	15	200		30		200								
14. <i>Jenkins, Jackson</i>	13	67		800	25		2	3	4	20	25	250		100		150								
15. <i>Grey, James</i>	15	20		300	150		1	1				15	20	100		30		60	15					
16. <i>Jenkins, Geo</i>	20	100		1000	25		3	2	2	1	14	30	300		128		400	65						
17. <i>Jenkins, W</i>	30	50		500	45		3	3	1			15	240				180	15						
18. <i>Morgan, Robt</i>	10	20		100	15		1	1				5	150		15		60							
19. <i>Morgan, Lydia</i>	35	245		800	40		2	2	3	15	21	250		100		185	47							
20. <i>William, Geo</i>	20	140		200	35		3	1	4	20	15	400		66		80								
21. <i>Robins, Geo</i>	10	110		100	25		2	1				20	200		22		150							
22. <i>Male, Bank</i>	40	60		800	35		1	1				9	150		75		150							
23. <i>Aselom, Frank</i>	100	304		2000	40	400	3	2	1	2	1	20	300		300		500	200						
24. <i>Wanaker, O</i>	10	70		400	25				2	3		7	75		140		75	60						
25. <i>Edgerman, Wm</i>	45	30		600	25		1	1				100		130		400	100							
26. <i>Mulkerson, Jasp</i>	40	30		400	40		1	2		15		25	200				160	30						
27. <i>Edgerman, Geo</i>	30	200		2000	40		3	3	2	1	21	25	350		50		400							
28. <i>Jenkins, Geo</i>	10	70		100	25		2	1				8	200				150							
29. <i>Jenkins, W</i>	20	60		200	35		2	1	2			5	200				150							
30. <i>Wagau, Jap</i>	25	135		800	40		7	3	4	13		12	800				250							
31. <i>Levaker, Thos</i>	10	110		600	25		1	2		3	10	15	150				40	30						
32. <i>Sharp, Geo</i>	20	60		800	25		2	2	2	5	2	7	200		40		200	25						
33. <i>Rock, Matthias</i>	30	90		600	60		3	1	2	15	10	300		75		180								
34. <i>Shepherd, Geo</i>	40	80		400	30		2	2				10	20	200			85	30						
35. <i>Farley, Elizabeth</i>	25	135		1000	20		2	2		7	12	200		25		40								
36. <i>Crawson, Wm</i>	14	28		500	40			1	2			100		4		20	50							
37. <i>Kinneth, Lewis</i>	10	30		100	15		1	2				15	150				75	40						
38. <i>Allen, Daniel</i>	20	140		1000	35		2	3				15	20	250		15		40	60					
39. <i>Allen, Joseph</i>	10	30		200	20		1	1				4	10	100		10		60						
40. <i>Robert, Richmond</i>	10	70		800	25		4	2				19	400				200							
	1079	3809		31100	1720	600	52	6	70	24	95	215	541	4465		2572		6400	917					
	989	1318		32700	520	600	70	6	73	24	105	218	580	9065		2572		6400	917					

State of Missouri, enumerated by me on the

day of July, 1870.

[Signature]
Ass't Marshal.

YEAR ENDING JUNE 1, 1870.

Cotton. (Bales 450 lbs.)	Wool. Lbs.	Peas and Beans. Bush.	POTATOES.		Orchard products. Dolls.	Wine. Gallons.	Produce of Market Gardens. Dolls.	DAIRY PRODUCTS.			Hay. Tons.	SEED.			Flax. Lbs.	Flax seed. Bush.	Silk cocoons. Lbs.	SUGAR.		Molasses. Gallons.	BEES.		Forest products. Dolls.	Value of Home Manufactures. Dolls.	Value of animals slaughtered or sold for slaughter. Dolls.	TOTAL VALUE. Dolls.					
			Irish. Bush.	Sweet. Bush.				Butter. Lbs.	Cheese.* Lbs.	Milk sold. Gallons.		Clover. Bush.	Grass. Bush.	Hops. Lbs.				Hemp. Tons.	Maple. Lbs.		Cane. Hhds. (1,000 lbs.)	Wax. Lbs.					Honey. Lbs.				
25	26	27	28	29	30	31	32	33	34	35	36	37	38	39	40	41	42	43	44	45	46	47	48	49	50	51	52				
			1				40			1															25	150	1				
																											200	2			
	20		4				40																		20	60	75	3			
																					\$30					45	60	4			
																										60	150	5			
																					\$40					25	75	6			
																										70	100	7			
		1	40				75																			150	500	8			
	30																									60	25	50	9		
	30		40				75																			60	100	300	10		
			50				25														\$100					75	300	11			
																										40	500	12			
	10																									25	35	200	13		
	20																									40	35	200	14		
	20																									60	40	75	15		
	25																									25	60	500	16		
																										30	180	17			
																										20	60	18			
	40																									80	140	200	19		
	45																									60	25	100	20		
																											35	200	21		
																					\$10						45	200	22		
																											200	800	23		
																					\$40						100	250	24		
																											35	500	25		
																											40	160	26		
	27		15				40																			40	60	450	27		
																											25	150	28		
																											28	150	29		
			20				70																				60	300	30		
	15		8				70																				25	40	70	31	
																												40	80	200	32
	30																				\$50						50	40	200	33	
	25																										60	30	85	34	
	20																				\$20						75	20	50	35	
	10																										30	60	36		
																												15	75	37	
	40																				\$25						25	65	38		
	15																										20	60	39		
	20						40																					75	200	40	
	452		175				475																			720	2063	8200			
	435		1208				475																			720	2049	8220			

* This will include only such cheese as is made upon the farm. Milk sent to cheese factories will be regarded as milk sold off the farm.

State of Missouri, enumerated by me on the _____ day of July, 1870.

W. B. Ford, Ass't Marshal.

YEAR ENDING JUNE 1, 1870.

Cotton.	Wool.	Peas and Beans.	POTATOES.		Orchard products.	Wine.	Products of Market Gardens.	DAIRY PRODUCTS.			SEED.			SUGAR.			BEES.		Forest products.	Value of Home Manufactures.	Value of animals slaughtered or sold for slaughter.	TOTAL VALUE.									
			Irish.	Sweet.				Butter.	Cheese.*	Milk sold.	Hay.	Clover.	Grass.	Hops.	Hemp.	Flax.	Flax-seed.	Silk cocoons.					Maple.	Cane.	Molasses.	Wax.	Honey.				
Bales (50 lbs.)	Lbs.	Bush.	Bush.	Bush.	Dolls.	Gallons.	Dolls.	Lbs.	Lbs.	Gallons.	Tons.	Bush.	Bush.	Lbs.	Tons.	Lbs.	Bush.	Lbs.	Hds. (1,000 lbs.)	Gallons.	Lbs.	Lbs.	Dolls.	Dolls.	Dolls.	Dolls.					
25	26	27	28	29	30	31	32	33	34	35	36	37	38	39	40	41	42	43	44	45	46	47	48	49	50	51	52				
																										35	100	1			
																											35	60	2		
																											15	100	3		
																											65		4		
	19		8	30				175			5															25	60	200	5		
	20										3																40	150	150	6	
	17																										15	35	200	7	
	36		20					200													5	16					70	200	400	8	
	25		10					400			8										5	30					40	80	400	9	
	30										6																30	60	300	10	
	25																											4	75	200	11
	16																										50	25	30	12	
	15		10		25			175			6																40	150	800	13	
	14		6					60																			40	25	150	14	
	23							75			1										5	25					60	200	500	15	
	12		20					60													5	20					40	70	200	16	
	17		3																		5	12					40	60	150	17	
	30																										40	60	500	18	
	15																										30	75	400	19	
			4					40													5	60					40	150		20	
	30		40					60			3																30	40	250	21	
	15																										20		85	22	
	16																										48	15	200	23	
																														24	
																														25	
	15																										15	150		25	
	15																										40	40	300	26	
																											40	150		27	
	20																										25	30	100	28	
	15																										40		300	29	
	20																										35	20	400	30	
			25		50																						30	100	300	31	
	40		10		60																						50	65	150	32	
			12																									25	200	33	
																											40	500		34	
																											65	200		35	
	20		15																								40	50	400	36	
																												30	85		37
	20																										35	80	550	38	
	15																										25	40	200	39	
	10																										15	35	60	40	
	540		183	30	135			1245			52																1017	210	10090		
	538		183	30	135			1345			52																1053	200	10440		

* This will include only such cheese as is made upon the farm. Milk sent to cheese factories will be regarded as milk sold off the farm.

SCHEDULE 3.—Productions of Agriculture in Orange Township, in the County of Miller, in the

Post Office: Duscumb



1	ACRES OF LAND.			PRESENT CASH VALUE.		7	LIVE STOCK, JUNE 1, 1870.								PRODUCE DURING THE										
	2	UNIMPROVED.		5	6		8	9	10	11	12	13	14	15	WHEAT.										
		3	4												16	17	18	19	20	21	22	23	24		
Name of Agent, Owner, or Manager.	Improved.	Wood-land.	Other unimproved.	Of farm.	Of farming implements and machinery.	Total amount of mares held during the year, including value of board.	Horses.	Mules and Asses.	Milk Cows.	Working Oxen.	Other Cattle.	Sheep.	Swine.	Value of all live stock.	Spring.	Winter.	Rye.	Indian Corn.	Oats.	Barley.	Buckwheat.	Rice.	Tobacco.		
	No.	No.	No.	Dolls.	Dolls.	Dolls.	No.	No.	No.	No.	No.	No.	No.	Dolls.	Bush.	Bush.	Bush.	Bush.	Bush.	Bush.	Bush.	Lbs.	Lbs.		
1 Stark Daniel	25	175		600	40		2	1	2	8	31	14	300		150			200							
2 Rank John	30	90		400	35		1					11	16	200		30		30							
3 Stark Thos.	30	280		800	35		4	7	4	5	9	40	400		20		200								
4 Jamison David	20	60		200	25		1	2					7	150		80		100							
5 Martin Robt	45	215		1000	75		4	4				10	10	400		45	15	50	50					400	
6 McDonald Jas	30	330		1200	100	15	6	4		8	13	35	600		200		400	150							
7 Delyer Wm	16	104		800	40		3	3		6	4	28	350		70		300								
8 Thayer James	20	30		250	15			1	2				2	40				100							
9 Rank May	10	70		250	25								1	5		60		15							
10 Ramsey Geo	60	300		1500	20		3	4		2	20	25	500		218		500	600							
11 Kellum Conrad	10	30		800	25		1							100		15		40							
12 Shelton George	15	45		200	30		3	1		2	15	12	300		65		200	70							
13 Shelton Geo	15	75		250	40		1	1						100		40		75	60						
14 Goddard Jas	20	100		800	100			1					15	60				300							
15 Underhill W	40	80		600	35		2	3		10		4	210		30		200								
16 Rush Abraham	30	40		250	25		2	1				35	26	200				150	40						
17 Airhart Michael	30	137		250	140		7	1	2	2	25	15	30	800		90	10	400							
18 May Alfred	20	40		200	30		2	1					8	240				75	40						
19 Cross Daniel	20	40		200	20		1			1	21	8	100				60								
20 Murphy Peter	30	50		400	60		2	2			8	5	250				100							200	
21 Airhart James	40	30		200	25		2						1	200		40		50							
22 Airhart Wm	10	70		300	50		2	3		2	20	10	250				200								
23 Stewartwood J	40	25		250	30		1	1					8	100				100							
24 Celark L B	40	50		2000	130		8	4		38	25	40	1000		140	40	800								
25 Clark Alexander	35	85		1000	140		5	4	2	10	24	20	600		18		500	40							
26 Cross Allen	25	50		250	25		1	2					10	150		30		200							
27 Davidson Jas	20	30		200	15		1	1					7	4	100		75		50						
28 Rowden S D	10	30		300	40		2	1	2		2	8	9	350		50		200							
29 Boyd Greenlee	20	260		1000	25		2	4	4	4	6	18	30	500		87		100	60						
30 Celark Jas	55	225		2500	50		3	3		3	10	20	600		60		300	200						200	
31 Hamilton Jas	20	60		200	30			1		2	2	4	50				500								
32 Whaling Jeremiah	10	70		600	30		2	2		1	2	20	250		40		250								
33 Warren Wm	15	65		400	20		1	2					10	15	340			100							
34 Sauer Wolfgang	16	64		400	30		1	1	1				6	240		20		400							
35 Hawks Robt	30	50		150	25		1	3		4	4	16	100				150								
36 Buchler Frank	30	120		600	30		4	4	2	2			16	500				300							
37 Holtmeyer Richd	20	40		400	15		2						20	200				60							
38 Gosman Geo	30	40		200	25		4	3		2			400		50		100								
39 Gosman Wm	20	66		200	40		3	3					21	350				200							
40 Myers Jas R	12	34		300	20		1	1	1	3	3	13	23	300		10		200						100	
	1054	463		22400	1710		95	7	90	20	142	337	565	11570		1743		9435	1310					900	
	1054	463		22400	1710		15	75	7	90	22	142	337	565	11570		1743		9435	1310					9000

State of *Missouri*, enumerated by me on the _____ day of *July*, 1870.

[Signature], Ass't Marshal.

YEAR ENDING JUNE 1, 1870.

No.	YEAR ENDING JUNE 1, 1870.																									TOTAL VALUE.				
	Cotton. Bales (450 lbs.)	Wool. Lbs.	Figs and Peas. Bush.	POTATOES.		Orchard products. Dolls.	Wine. Gallons.	Produce of Market Gardens. Dolls.	DAIRY PRODUCTS.			SEED.			Hops. Lbs.	Hemp. Tons.	Flax. Lbs.	Flax seed. Bush.	Silk cocoons. Lbs.	SUGAR.		BEES.		Forest products. Dolls.	Value of Home Manufactures. Dolls.	Value of animals slaughtered or sold for slaughter. Dolls.	Estimated value of all farm production, including betterments and additions to stock. Dolls.			
				Irish. Bush.	Sweet. Bush.				Butter. Lbs.	Cheese.* Lbs.	Milk sold. Gallons.	Hay. Tons.	Clover. Bush.	Grass. Dush.						Maple. Lbs.	Cane. Hhds. (1,000 lbs.)	Molasses. Gallons.	Wax. Lbs.					Honey. Lbs.		
25	26	27	28	29	30	31	32	33	34	35	36	37	38	39	40	41	42	43	44	45	46	47	48	49	50	51	52			
1	50		30					400			1										40				100	75	200	1		
2	15																									30	20	30	2	
3	20																									30	75	200	3	
4	30							60																		25	40	160	4	
5	40																									20	30	100	5	
6	30		50					75			3															60	100	200	6	
7	15							60																		40	75	300	7	
8	20																									40	30	100	8	
9	30																									40	15	60	9	
10	60		12		20			75														5	75			60	100	600	10	
11																											10	40	11	
12																											15	200	12	
13	60																									60	25	75	13	
14																											40	300	14	
15	30																									50	60	200	15	
16	40																									60	15	150	16	
17	30	2			40			60																		60	250	500	17	
18																											40	75	18	
19	25																									30	25	60	19	
20	40																									15	60	150	20	
21	30																									40	30	60	21	
22																										35	25	200	22	
23	15																									20	15	160	23	
24	74							175																		75	400	1000	24	
25	33		18		25			160																		45	300	600	25	
26																											75	200	26	
27																											40	125	27	
28	25																									25	35	200	28	
29	60										4															60	50	230	29	
30																											35	400	30	
31	15																									30	80	300	31	
32																											60	250	32	
33	30																									60	75	160	33	
34	40																									80	25	400	34	
35																											75	150	35	
36	15																									30	40	300	36	
37																											50	75	37	
38	25																									40	40	100	38	
39																											60	200	39	
40	19																										60	75	230	40
	916	2	110		85			1065			8														1175	2590	9280			
	916	2	110		85			1065			8															1175	2590	9280		

* This will include only such cheese as is made upon the farm. Milk sent to cheese factories will be regarded as milk sold off the farm.

State of *Missouri*, enumerated by me on the *20th* day of *July*, 1870.

W. B. Wood, Ass't Marshal.

YEAR ENDING JUNE 1, 1870.

Cotton.	Wool.	Peas and Beans.	POTATOES.		Orchard products.	Wine.	Produce of Market Gardens.	DAIRY PRODUCTS.			SEED.					SUGAR.		BEES.		Forest products.	Value of Home Manufactures.	Value of animals slaughtered or sold for slaughter.	TOTAL VALUE.								
			Irish.	Swet.				Butter.	Cheese.*	Milk sold.	Hay.	Clover.	Grass.	Hops.	Hemp.	Flax.	Flax-seed.	Silk cocoon.	Maple.					Cane.	Molasses.	Wax.	Honey.	Dolls.	Dolls.	Dolls.	Dolls.
Bales (50 lbs.)	Lbs.	Bush.	Bush.	Bush.	Dolls.	Gallons.	Dolls.	Lbs.	Lbs.	Gallons.	Tons.	Bush.	Bush.	Lbs.	Tons.	Lbs.	Bush.	Lbs.	Lbs.	Hds. (1,000 lbs.)	Gallons.	Lbs.	Lbs.	Dolls.	Dolls.	Dolls.	Dolls.				
25	26	27	28	29	30	31	32	33	34	35	36	37	38	39	40	41	42	43	44	45	46	47	48	49	50	51	52				
	15																									30	75	1			
																										30	30	100	2		
																										30	250	3			
	10		20		200			40																	50	50	300	4			
	20																								40	100	5				
	25																								30	35	100	6			
	70																									15	100	7			
	30	2500	25					75													30				60	180	350	8			
	60		15					140																	70	100	300	9			
																										20	300	10			
	15																								30	30	300	11			
	5																								10	20	250	12			
																											300	13			
																										45	150	14			
	14		25					60													30	740			25	100	400	15			
	14																								15	50	250	16			
	5																								10	25	250	17			
	10																								30	15	140	18			
	42							75																	40	75	600	19			
	6																								15	30	500	20			
																										30	400	21			
																											180	22			
	5																								30	15	150	23			
																										30	60	24			
																										35	750	25			
	20																								40	40	100	26			
																										25	300	27			
	21		10					60			1														40	60	300	28			
																										10	50	29			
	15																								25	40	180	30			
	20							40			1														25	150	31				
	30																								30	40	150	32			
	25																								40	60	300	33			
	25		60																						30	40	200	34			
																										40	300	35			
	45																								60	35	350	36			
	21																								40	40	100	37			
	30																								30	40	200	38			
	20																								15	25	250	39			
																										20	400	40			
617	3	150	25	200				490			2														64	7	40	440	1490	3865	
642	3	180		225				490			2															64	7	40	840	1520	100 65

* This will include only such cheese as is made upon the farm. Milk sent to cheese factories will be regarded as milk sold off the farm.

YEAR ENDING JUNE 1, 1870.

Cotton. Bales (450 lbs.)	Wool. Lbs.	Pigs and Beams. Bush.	POTATOES.		Orchard products. Dolls.	Wine. Gallons.	Produce of Market Gardens. Dolls.	DAIRY PRODUCTS.			SEED.				SUGAR.			BEES.		Forest products. Dolls.	Value of Home Manufactures. Dolls.	Value of animals slaughtered or sold for slaughter. Dolls.	TOTAL VALUE. Estimated value of all farm products, including the value of implements and addi- tions to stock. Dolls.						
			Irish. Bush.	Sweet. Bush.				Butter. Lbs.	Cheese.* Lbs.	Milk sold. Gallons.	Hay. Tons.	Clover. Bush.	Grass. Bush.	Hops. Lbs.	Hemp. Tons.	Flax. Lbs.	Flax-seed. Bush.	Silk cocoons. Lbs.	Maple. Lbs.					Cane. Hhds. (1,000 lbs.)	Molasses. Gallons.	Wax. Lbs.	Honey. Lbs.		
25	26	27	28	29	30	31	32	33	34	35	36	37	38	39	40	41	42	43	44	45	46	47	48	49	50	51	52		
	60		75	40																	\$40				60	100	600		
																										20	600		
																										30	70		
	40										4															75	60	250	
	30																									50	130	800	
	50																									100	40	130	
	10																										15	50	175
	30		15								4																40	100	300
	30																										20	100	400
																												35	130
	30																										60	40	250
																												40	60
	20																										40	60	200
																												70	80
	30		12																			\$80				40	80	300	
																												160	
	20																									30	60	100	
																												200	
	41		15								2											\$25				80	200	300	
																											40	200	
																											70	20	80
	30		25																								70	60	400
			100	20																		\$70					75	600	
			20																								10	250	
	30		120	5							25											\$75				60	40	400	
																											30	80	
	28		100																			\$60				25	100	600	
	80		10								4											\$60				100	75	300	
	30		20								4															40	50	300	
	210																									80	20	130	
																											40	100	
	25		25	8							2																25	30	130
	14		50	10							2																40	30	250
	15																										20	65	
																												40	100
	15																										30	25	200
	20																										40	50	200
	30																										60	45	100
																												30	130
	15																										30	25	140
	55		43	40							4																130	20	110
	283		587	70	40						17																1230	3045	10160

* This will include only such cheese as is made upon the farm. Milk sent to cheese factories will be regarded as milk sold off the farm.

State of *Missouri*, enumerated by me on the

day of *July*, 1870.

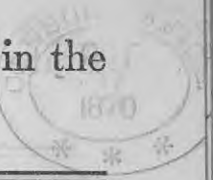
W. B. Boyd, Ass't Marshal.

YEAR ENDING JUNE 1, 1870.

Cotton. Bales (450 lbs.)	Wool. Lbs.	Peas and Beans. Bush.	POTATOES.		Orchard products. Dolls.	Wine. Gallons.	Produce of Market Gardens. Dolls.	DAIRY PRODUCTS.			Hay. Tons.	SEED.			SUGAR.			BEER.		Forest products. Dolls.	Value of Home Manufactures. Dolls.	Value of animals slaughtered or sold for slaughter. Dolls.	TOTAL VALUE. Dolls.					
			Irish. Bush.	Sweet. Bush.				Butter. Lbs.	Cheese.* Lbs.	Milk sold. Gallons.		Clover. Bush.	Grass. Bush.	Hops. Lbs.	Hemp. Tons.	Flax. Lbs.	Flax-seed. Bush.	Silk cocoons. Lbs.	Maple. Lbs.					Cane. Hhds. (1,000 lbs.)	Molasses. Gallons.	Wax. Lbs.	Honey. Lbs.	
25	26	27	28	29	30	31	32	33	34	35	36	37	38	39	40	41	42	43	44	45	46	47	48	49	50	51	52	
	40		20																		10	4	50	60		400		
																									10	200		
																										160		
	12				40			30			6										30			40	60	400		
	15		3																		30			20	40	300		
	10																							25	30	150		
	14																							30	60	400		
	10		20					40																25	25	150		
																									20	180		
	5																							15	50	80		
																								50	60			
	120																							100	200	200		
																								30	100			
																								40	100			
																								35	75			
																								60	130			
																								40	350			
	25		25		30																12			40	60	400		
																								10	100			
																								75	150			
																								30	300			
																										100		
																								60	50			
	21		5																					40	40	200		
																								10	130			
																								15	130			
																										130		
	50																							30	10	100		
	50		75	20	100			400			12													100	40	800		
	40		20																						45	60		
	15		15																					16	400			
	12		12													75	2						12	40	60	300		
	18		10								4												10	25	30	300		
	44		15	15							1				20	2							20	40	60	400		
	10																							15	60	200		
																									70	130		
	60																							100	40	175		
	40																							80	30	180		
																									25	75		
																									40	89		
611	2	220	35	150				400			23				95	4							14	4	50	825	1340	825
611	2	220	35	150				400			23				95	4							14	4	50	825	1340	825

* This will include only such cheese as is made upon the farm. Milk sent to cheese factories will be regarded as milk sold off the farm.

SCHEDULE 3.—Productions of Agriculture in Richwoods Town, in the County of Weller, in the Post Office: Tusculum



Name of Agent, Owner, or Manager.	ACRES OF LAND.			PRESENT CASH VALUE.		Total amount of wages paid during the year, including value of board.	LIVE STOCK, JUNE 1, 1870.								PRODUCE DURING THE YEAR.										
	Improved.	UNIMPROVED.		Of farm.	Of farming implements and machinery.		Horses.	Males and Asses.	Milk Cows.	Working Oxen.	Other Cattle.	Sheep.	Swine.	Value of ALL live stock.	WHEAT.		Rye.	Indian Corn.	Oats.	Barley.	Buckwheat.	Rice.	Tobacco.		
		No.	Woodland.												Other unimproved.	Dolls.								Dolls.	No.
1	2	3	4	5	6	7	8	9	10	11	12	13	14	15	16	17	18	19	20	21	22	23	24		
Davis Jonathan S	20	10	0	300	60		1					3		2100				0	50						
Rea Archibald	80	480		1600	200		7	2	4		8	18		201000	140	40		500	300						
Bowling Jm	14	54		600	50				1	2	1	10		7175	50			200					50		
Crutinger Doug	30	140		600	60		2		1		19			9350	83			200							
Rea Robt D	30	100		1000	50		2		3		1	12		12250	50	25		200							
Crutinger Jm	30	100		600	40				2	1				10200	50			140							
W. Donald Geo	30	40		600	40		2		3		6			20250	80			200							
Abwell Richd	40	120		1200	60		4		3		4	28		18450	16			200							
W. Neal Edward	10	110		150	75					2				260	25			100							
Pitman Malinda	40	80		1000	60		6	1	4		4	26		20050	84			200							
Abwell Jm	20	214		1800	55		4		2	3	3	24		14450				20	250	30					
Louis S B	40	80		400	80		2		1					30200				250							
Wark Callahan	30	100		800	65		2		2		1			5200	105			400							
Goodman Jason	10	30		150	15		1		1					0120	110			150							
Porter Jas D	50	70		1000	140		2		3		6	12		10240	110			150	40						
Cannon Jas W	40	240		1200	100		5	2	5		8	16		25800	130			500	300						
Rea Jno S	30	110		800	80		2		5		4	20		15300	65			400	300						
Maden Jas	30	100		600	40				1		5	6		50	35			200							
Maden Edward	30	60		150	30		1		2	2	18			350	30			200	75						
Maden Jas D	12	108		400	40		2		1					10300	70			40							
Caulton Jno D	20	60		250	30		5		2			45		8500	68			150							
Phillips Jno	70	180		2000	140		2	2	2			12	13	400	100			250	40						
Brown Isaac	40	80		1000	60		1		1	2				145	40			60	20						
Johnson Wm	40	80		1300	48		2	1	2		1	11		15250	60			300	80						
Moffitt Jm	30	110		250	60		6		3	1				4700	40			200							
Moffitt Jno	10	28		140	40				1					20				50	30						
Keimman Lydia	20	60		200	40				2					350	40			140							
Carroll Henry	40	60		500	50		6		3		3	12		600	120			25							
Loague Thos	35	105		1000	60				3	3	4	5		600	105	15									
Maden James	25	75		800	100		4		2	4				18600	140			50							
Beard H M	30	60		600	40		2							200	50			50	40						
Martin G D	75	165		5000	200		7	7	10	8	35	25		50500	212			450	150						
Maden Jm	120	260		2500	140		12		6	6	35	36		602000	380			400							
Burke Edmund	16	144		500	40		1				2	5		21150	75			50	80						
McClain W	40	134		800	35		4		3	2	2	2		212500	219			150	100						
Thompson Jno	10	30		200	40		1							17100	60			100							
McClain Jas A	25	135		400	68		1		1	2	3			1150	60			75	40						
Burke Wm V	20	140		1000	30		2		2	2	2	11		20300	74			300							
Watkins Mary	40	160		800	25		2		1	2		11		30250	60			200							
Hayne W B	14	146		400	20		3		1	2				523350	50			100							

13 44 48 108
252 1412
21 50 25 50
237 10 2530
110 32 85 42 169 374 532 13310
322 110 7990 1665
30

State of *Nebraska*, enumerated by me on the *25* day of *August*, 1870.

W. D. Cook, Ass't Marshal.

YEAR ENDING JUNE 1, 1870.

Cotton.	Wool.	Peas and Beans.	POTATOES.		Orchard products.	Wine.	Produce of Market Gardens.	DAIRY PRODUCTS.			SEED.			SUGAR.			BEES.		Forest products.	Value of Home Manufactures.	Value of animals slaughtered or sold for slaughter.	Estimated value of improvements, including betterments and additions to stock.	TOTAL VALUE.						
			Irish.	Sweet.				Butter.	Cheese.*	Milk sold.	Hay.	Clover.	Grass.	Hops.	Hemp.	Flax.	Flax-seed.	Silk cocoon.						Maple.	Cane.	Molasses.	Wax.	Honey.	Dolls.
Bales (450 lbs.)	Lbs.	Bush.	Bush.	Bush.	Dolls.	Gallons.	Dolls.	Lbs.	Lbs.	Gallons.	Tons.	Bush.	Bush.	Lbs.	Tons.	Lbs.	Bush.	Lbs.	Hds. (1,000 lbs.)	Gallons.	Lbs.	Lbs.	Dolls.	Dolls.	Dolls.	Dolls.			
25	26	27	28	29	30	31	32	33	34	35	36	37	38	39	40	41	42	43	44	45	46	47	48	49	50	51	52		
	15										/														25	60	100	1	
	20		12		75						/										\$ 35				30	40	600	2	
	20																								28	40	200	3	
			1																								50	200	4
	10																				\$ 40				30	50	200	5	
																												150	6
																					\$ 20						60	200	7
	60		10																		\$ 10				80	100	150	8	
			20																		\$ 30					10	75	9	
	70		10								6														40	15	200	10	
	60																								30	40	300	11	
			40																							60	300	12	
																					\$ 50					70	400	13	
																					\$ 40					50	200	14	
	20		30																						40	60	400	15	
	15																								20	70	300	16	
	20																								30	80	400	17	
	10																								20	40	200	18	
			10																							60	200	19	
																					\$ 30					40	100	20	
	100																				\$ 40				80	60	150	21	
																					\$ 20				40	30	200	22	
																					\$ 30					60	300	23	
	30		14																		\$ 15				60		100	24	
																										75	200	25	
																					\$ 25						50	26	
			15																							80	140	27	
	10																				\$ 35				15	30	125	28	
	15		16																						30	60	160	29	
			20																							50	50	30	30
																										80	200	31	
	28		30								4														50	30	500	32	
	23				80						30														40	150	600	33	
	5		10																		\$ 8				20		100	34	
	39		15								1														60	75	450	35	
																											60	100	36
																											75	100	37
	20		50								2										\$ 70				35	25	300	38	
	23		40								2										\$ 10				40	70	300	39	
	23		15																						25	60	200	40	
	641		358		135						19									550				858	2040	9100			
	673		362		135						19									575				873	2040	9100			

* This will include only such cheese as is made upon the farm. Milk sent to cheese factories will be regarded as milk sold off the farm.

State of Missouri, enumerated by me on the 16th day of August, 1870.

W. B. Wood, Ass't Marshal.

YEAR ENDING JUNE 1, 1870.

1	2	3	POTATOES.		Orchard products.	Wine.	Produce of Market Gardens.	DAIRY PRODUCTS.			SEED.					SUGAR.			BEER.			Value of animals slaughtered or sold for slaughter.	Estimated value of all farm produce, all farm products, and additions to stock.	TOTAL VALUE.						
			Irish.	Sweet.				Butter.	Cheese.*	Milk sold.	Hay.	Clover.	Grass.	Hops.	Hemp.	Flax.	Flax-seed.	Silk cocoons.	Maple.	Cane.	Molasses.				Wax.	Honey.	Forest products.	Value of Home Manufactures.	Dolls.	
25	26	27	28	29	30	31	32	33	34	35	36	37	38	39	40	41	42	43	44	45	46	47	48	49	50	51	52			
			10																		15					40	100	1		
	15																				15					20	60	300	2	
			30																								30	200	3	
	40																									50	60	200	4	
	25																									30	40	250	5	
	15		40	10	10																					20	50	300	6	
			20																		5	5					30	150	7	
			70																		5	10					40	100	8	
			60																									300	9	
	5		25																							15	70	250	10	
																					5	30					30	250	11	
			15																								40	100	12	
	10																				5	60				50	10	200	13	
	15		80																							30	40	300	14	
	20		30																							15	60	260	15	
	10		90								2															15	40	60	16	
																											20	300	17	
	10																									40		140	18	
																											20	200	19	
																											30	70	20	20
	30		60								2															40	40	200	21	
	30		20																		5	30				30	15	50	22	
	10		20																		5	20				60	40	200	23	
	14		10																		5	40				30	20	50	24	
	60																									18	25	600	25	
	10		15																							20	30	100	26	
	5		15																							40	40	60	27	
	20																									50	30	100	28	
	25		10	6																	5	35				60	100	700	29	
	10																									30		150	30	
	28		40																							50	30	75	31	
	15																									20	60	100	32	
	3																									10	25	100	33	
																											30	100	34	
			30																								40	200	35	
																					5	14					5	300	36	
			25																							60	200	37		
	20																									40	50	300	38	
	10		25																							15	60	300	39	
	30		10																							50	20	200	40	
	475		130	11							7														818	1490	8575			

* This will include only such cheese as is made upon the farm. Milk sent to cheese factories will be regarded as milk sold off the farm.

SCHEDULE 3.—Productions of Agriculture in Richwoods Township, in the County of Miller, in the

Post Office: Muscum Run



Name of Agent, Owner, or Manager.	ACRES OF LAND.			PRESENT CASH VALUE.		Total amount of wages paid during the year, including value of board.	LIVE STOCK, JUNE 1, 1870.								PRODUCE DURING THE										
	Improved.	UNIMPROVED.		Of farm.	Of farming implements and machinery.		Horses.	Mules and Asses.	Milch Cows.	Working Oxen.	Other Cattle.	Sheep.	Swine.	Value of ALL live stock.	WHEAT.		Rye.	Indian Corn.	Oats.	Barley.	Buckwheat.	Rice.	Tobacco.		
		Wood-land.	Other unimproved.												Spring.	Winter.								Bush.	Bush.
No.	No.	No.	Dolls.	Dolls.	Dolls.	No.	No.	No.	No.	No.	No.	No.	Dolls.	Bush.	Bush.	Bush.	Bush.	Bush.	Bush.	Bush.	Lbs.	Lbs.			
1	2	3	4	5	6	7	8	9	10	11	12	13	14	15	16	17	18	19	20	21	22	23	24		
1. <u>Latham J. W.</u>	8	79		800	28				2	4	3			10	200										
2. <u>Short J. W.</u>	35	365		2000	100		5		3	4			8	18	600	95	15	150							
3. <u>Short J. W.</u>	22	178		500	50		3		1					10	300										
4. <u>Forrester Jas.</u>	14	146		180	30		4		1		1	13	26	275	67		150								
5. <u>Shackelford Jas.</u>	10	50		250	40				1		14	4	6	140	130		300								
6. <u>Ponder Wm. C. S. L.</u>	40	400		2500	140		5	1	5	4	9	40	30	800	160	6	500	400							
7. <u>Shackelford Wm.</u>	14	46		1000	40		3		1					8	200	200		150	30						
8. <u>Arnold J. W.</u>	20	100		800	130		3		4					40	350	250	60	250	140						
9. <u>Wiley J. J.</u>	80	120		600	150		13		6	2	7	39	28	500	160		500	150							
10. <u>Kniffin Jas.</u>	40	00		2000	200		5	2	7		6	30	30	710	75		500	150							
11. <u>Walter J. W.</u>	35	95		300	100		2		2					6	250			150	80						
12. <u>Walter J. W.</u>	15	25		150	25		1		1		2			15	150			200							
13. <u>Walter J. W.</u>	20	00		150	30		2		1		2			13	200	40		150							
14. <u>Shell Frank</u>	30	30		400	35		2		2					6	200	20		400	75						
15. <u>Garner Jas.</u>	60	75		800	150		7		4		6	30	12	750	140		500	400							
16. <u>Jacob Jost</u>	45	35		150	60		3		2		3			8	300	60		800	100						
17. <u>Merchant Thos.</u>	16	53		1000	100		3	1	3	2	5	15	25	400	75		250								
18. <u>Loan Jas.</u>	18	65		200	25		2		2				5	10	250	75		75							
19. <u>Just J. W.</u>	10	30		350	30		2		2				18	34	250			100							
20. <u>Glenn J. W.</u>	35	134		1000	200	200	3		3	2	2			11	350	80		600	250						
21. <u>Williams J. J.</u>	20	60		400	40		2		1		1			20	200	15		130							
22. <u>Wright J. W.</u>	90	215		2200	140		8		5		8	32	30	800	300		300								
23. <u>W. C. W.</u>	16	64		800	45		2		1	2		10	18	300	18		150								
24. <u>Spring J. W.</u>	60	140		1700	75	50	2		3	2	10	20	30	300	200	13	300					10			
25. <u>W. C. W.</u>	13	148		1000	100				3	2	1			35	750	100		150	45						
26. <u>Glenn O. J.</u>	100	120		1200	130		3		6		14	6	20	600	157		300								
27. <u>Sniff Diana</u>	50	80		2500	140	40	7		3	4		9		20	1000	105		400							
28. <u>Walter Nath.</u>	10	20		400	40		3		3	2	3			45	500	150		600	400						
29. <u>Gallman J. J.</u>	30	90		1000	40	25	3		4		6			8	40	100		200	150						
30. <u>Gallman J. W.</u>	150	30		2500	75	60	4		2		2			10	400	571	30	500	200						
31. <u>Allen J. W.</u>	40	160		150	15		1		2	2	7	20	18	250				160	40						
32. <u>Benagr J. W.</u>	70	180		1200	140	40	4		2	3		2	35	18	650	200	21	200	150						
33. <u>Benagr A. J.</u>	30	50		300	25		3		2	1	2	10		15	500	60		200	10						
34. <u>Dalbhan J. B.</u>	75	239		2000	150		3		3		5		20	350	100		400	140							
35. <u>Road J. W.</u>	25	73		180	15		1				1			1	100			75							
36. <u>Long J. W.</u>	30	143		800	40		3		5	2	5	3	9	20	450	19		150	150						
37. <u>Berthright Chris</u>	12	68		200	35		1		1				10	20	150	19		100							
38. <u>Thompson J. W.</u>	40	120		1000	250		6		3	3			35	10	1000	150		300							
39. <u>Allen E. W.</u>	60	200		2000	100		1		2				10	10	150	30		600	400						
40. <u>Moore Jas. W.</u>	40	80		650	140		6		2	1				1	800	100		140	80						

1451 476
 3280 3208 315
 132 18 107 32 144 139 714 16810
 5984 14 411 0 0 33 50
 3855 144 1120 3580 10

State of Missouri, enumerated by me on the _____ day of August, 1870.
[Signature], Ass't Marshal.

YEAR ENDING JUNE 1, 1870.

TOTAL VALUE.

1	2	3	POTATOES.		Orchard products.	Wine.	Produce of Market Gardens.	DAIRY PRODUCTS.			SEED.			SUGAR.			BEES.		Forest products.	Value of Home Manufactures.	Value of animals slaughtered or sold for slaughter.	Estimated value of all farm products at current prices and additions to stock.	1							
			Irish.	Sweet.				Butter.	Cheese.*	Milk sold.	Hop.	Clover.	Grass.	Hops.	Hemp.	Flax.	Flax-seed.	Silk coccons.						Maple.	Cane.	Molasses.	Wax.	Honey.	Dolls.	Dolls.
25	26	27	28	29	30	31	32	33	34	35	36	37	38	39	40	41	42	43	44	45	46	47	48	49	50	51	52			
																										95	75	1		
	14	3	30		40						2															91	40	280	2	
																					17					20	75	3		
	10																									40	60	158	4	
	13																				15					50	100	358	5	
	40																									60	140	600	6	
																					40						30	250	7	
											10																60	400	8	
	100	2	20		75																30					100	75	600	9	
	45		15																		25	20	150			30	40	530	10	
			10	3																							50	138	11	
																											60	200	12	
																											10	130	13	
											2																80	400	14	
	40		15	20							8										20					45	75	600	15	
tho 1600																					13						90	800	16	
	15																				40					25	40	250	17	
	30																									30	25	100	18	
	14																									15	40	75	19	
			20	4							3																150	600	20	
																					30						25	150	21	
	60		100	50							2															80	80	300	22	
	15																									30	33	150	23	
	grg		50	15							1															40	40	400	24	
																											60	200	25	
	10										6															15	65	300	26	
											6										40						70	400	27	
																					57						45	600	28	
			50	00	3						15																35	300	29	
			100	50	10						8										60						50	800	30	
	40																									30	60	160	31	
	48										4										20						40	400	32	
	58																									100	35	200	33	
	15																									30	75	400	34	
	40																									80	20	75	35	
	15										30															30	40	150	36	
																											30	100	37	
																											40	300	38	
																					40						75	600	39	
																											20	200	40	40

tho 1600
 1600 646 5 412 162 130
 3 250

* This will include only such cheese as is made upon the farm. Milk sent to cheese factories will be regarded as milk sold off the farm.

State of *Missouri*, enumerated by me on the _____ day of *August*, 1870.

A. B. Bodd, Ass't Marshal.

YEAR ENDING JUNE 1, 1870.

Cotton.	Wool.	PEAS AND BEANS.			POTATOES.		Orchard products.	Wine.	Produce of Market Gardens.	DAIRY PRODUCTS.			SEED.			Flax.	Flax-seed.	Silk cocoons.	SUGAR.			BEES.		Forest products.	Value of Home Manufactures.	Value of animals slaughtered or sold for slaughter.	TOTAL VALUE.			
		Bales (450 lbs.)	Lbs.	Bush.	Bush.	Bush.				Dolls.	Gallons.	Dolls.	Butter.	Cheese.*	Milk sold.				Tons.	Bush.	Bush.	Lbs.	Tons.					Lbs.	Bush.	Lbs.
25	26	27	28	29	30	31	32	33	34	35	36	37	38	39	40	41	42	43	44	45	46	47	48	49	50	51	52			
											4															140	450	1		
	60										3															60	200	1000	2	
			30								4																75	400	3	
																											80	500	4	
	60	18	5	60					60		4												100		60	75	600	5		
	35																									20	40	600	6	
	40		20		40				75		20											25			50	80	700	7		
																											45	150	8	
																										30	100	9		
	30		5	12					80		16											15	300	60	75	600	10			
	20																									20	60	400	11	
	40																									30	200	12		
	40										3															35	40	400	13	
																													14	
																													15	
																													16	
																													17	
																													18	
																													19	
																													20	
																													21	
																													22	
																													23	
																													24	
																													25	
																													26	
																													27	
																													28	
																													29	
																													30	
																													31	
																													32	
																													33	
																													34	
																													35	
																													36	
																													37	
																													38	
																													39	
																													40	
	255								215		64															310	400	305	910	6100
	265								215		64															310	400	305	910	6100

* This will include only such cheese as is made upon the farm. Milk sent to cheese factories will be regarded as milk sold off the farm.

State of Missouri, enumerated by me on the 8, 9, 10, 11th day of June, 1870.

W. B. Cook, Ass't Marshal.

YEAR ENDING JUNE 1, 1870.

Cotton.	Wool.	Tans and Beans.	POTATOES.		Orchard products.	Wine.	Produce of Market Gardens.	DAIRY PRODUCTS.			SEED.			SUGAR.			BEER.			Forest products.	Value of Home Manufactures.	Value of animals slaughtered for sale for slaughter.	Estimated value of all farm production, including bet-terms and additions to stock.						
			Bales (450 lbs.)	Lbs.				Bush.	Bush.	Bush.	Dolls.	Dolls.	Dolls.	Lbs.	Lbs.	Gallons.	Tons.	Bush.	Bush.					Lbs.	Tons.	Lbs.	Bush.	Lbs.	Hds. (1,000 lbs.)
25	26	27	28	29	30	31	32	33	34	35	36	37	38	39	40	41	42	43	44	45	46	47	48	49	50	51	52		
	60	15	25					50												10				50	75	200	1		
		2	10																	10							500	2	
			30																						160		300	3	
		2	10	3																					40		70	4	
		2	15																						20		75	5	
		1	20	10																					40		200	6	
	40		10																		60	5	30		20	75	300	7	
	55		15	10	100			25																	100	200	800	8	
																									40		120	9	
																					60	5	50		60		60	10	
	40		25	20				20			1										90				40	100	400	11	
	45		40		10			10			3										10				100		300	12	
											1										40				50		125	13	
	50		20								6										14				50	150	400	14	
	45		10	20				30													16				50	100	250	15	
	35		10					32							17						11				40	50	225	16	
	50		10								2										11						350	17	
	50		10								2										50				50		100	18	
	90		10								4										35	7	120		40		750	19	
	50		40	10				75			16														50	75	700	20	
	24		12																						50	75	500	21	
	45		26	20							6															75	600	22	
	70		40	100							20										75	10	175		75	150	800	23	
	70		6	10							2										15				75	90	300	24	
																									10	30	300	25	
	65		5								16										51				60	100	400	26	
	15		10					20			1										33				150		350	27	
			12																		23				10	75	200	28	
	15										4										8				30	75	300	29	
																												120	30
	20		10					35													141				80		400	31	
	13		5																		20				40		250	32	
	30		20																		20				50	75	300	33	
																									40	55	400	34	
	38		5	100																	40				50	100	400	35	
	30		8	3				15			3										60				40	70	350	36	
			150					30																	100		500	37	
	20		10					40													1500				40	75	750	38	
			25								2															100		450	39
	68		37	40				50			4														75		350	40	
	113	22	596	46	410			432			93									15				2430	22	375	710	2945	14,065

* This will include only such cheese as is made upon the farm. Milk sent to cheese factories will be regarded as milk sold off the farm.

SCHEDULE 3.—Productions of Agriculture in *Saline Township* in the County of *Keller*, in the

Post Office: *Columbia*



Name of Agent, Owner, or Manager.	ACRES OF LAND.			PRESENT CASH VALUE.		Total amount of wages paid during the year, including value of board.	LIVE STOCK, JUNE 1, 1870.								PRODUCE DURING THE									
	UNIMPROVED.			Of farm.	Of farming implements and machinery.		Horses.	Mules and Asses.	Milch Cows.	Working Oxen.	Other Cattle.	Sheep.	Swine.	Value of ALL live stock.	WHEAT.		Rye.	Indian Corn.	Oats.	Barley.	Buckwheat.	Rice.	Tobacco.	
	Improved.	Wood-land.	Other unimproved.												Dolls.	Dolls.								No.
1	2	3	4	5	6	7	8	9	10	11	12	13	14	15	16	17	18	19	20	21	22	23	24	
Goodman, Josiah	100	200		3000	200	150	1	2	3	2	10	20	18	300	200		500	100						
Stoddard, Major	35	45		800	50	75	2	2			4	13	9	250	95		150	165						
Atkinson, Wm	40	120		800	20	25	1	2	4		4	30	15	300	69		600	200						
Atkinson, J. H.	60	160		3500	10		2		1		1	4	4	140	37	20	60	30						
Atkinson, D.	20	60		250	15			2						15	250	37		60	30					
Vauhooser, S.	20	60		280	20		2		2					150	20		250	50						
Gilliland, W. P.	55	173		2000	50	40	3	6	2		1	11	8	800	194		300	200						
Starling, Sarah	40	19		1600	40	20	6		4			21	22	400	75		250	300						
Wall, Francis	45	105		1000	40		4		3		4	25	18	400	120		500	50	50					
Allen, Rufus	70	130		2000	40		5		4		5	35	20	500	160		375	50						
Garrison, J. J.	15	18		350	40		2	1	2		2	20	7	250	54		50	60						
Stephens, Chris	30	110		1000	40		1		4			6	8	150	50		150							
Garn, J. W.	30	60		600	40		2		2			8	2	200	75		200							
Goff, J. A.	20	60		600	50	10	4		1			16	7	200	85		200							
Long, John	60	100		1200	50	15	5	2	2	2	4	20	14	800	67		20	60						
Long, Polly A.	30	90		600	40	10	1		1			6		50	20		40							
Bond, Shelby	20	60		700	30	40	4	2	3		3	23	12	450	80		100	50						
Morris, J. W.	20	40		200	20		2		1			3		150			100							
Morris, J. W.	15	19		400	30		2		2		1	7	9	200	65		20							
Robertson, Wm	20	155		1000	25		1					20	2	140	50		50							
Quinn, Richard	60	115		2000	50		5	1	3	2	6	40	40	800	100		1200	200						
McClure, J. M.	40	70		700	5				3			16	6	60	40		100	100						
Atkinson, D. S.	23	60		400	40		1	1	2			15	11	75	75		400	50						
Atkinson, A. G.	23	60		400	3			1	2	2		12	6	75	75		100							
Quinsaker, M.	40	80		800	50	25	2		2			18	12	150	127		65	63						
Starling, C. O.	40	120		1000	75		2		3			24	19	300	126		375	70						
Stephens, Edward	20	60		150	20		2		1			7		150	80		120	20						
Atkinson, W. C.	20	60		400	30			2	1		3	10	7	150	80		130	50						
Atkinson, Louis	20	60		400	20		1		3			3		300			200	100						
Hill, Louis	14	46		250	20		1	1	2			10	6	200	28		200	20						
Hardy, W.	10	30		200	15		1	4	4			20		150			150							
Atkinson, D. R.	37	133		600	3		2	2	2			17	18	200	86		50	50						
Nonfleet, B. W.	45	135		1000	40		5	1	3			8	16	600	76		100							
Quinn, Felix	20	50		600	10		2		1			7		100	60		160							
Turney, Jesse	50	230		4000	250	150	1	5	2		1	12	400	375		40	20							
Bond, Simon	60	440		3000	75	75	3	3	2		3	19	500	400		400	200							
Bond, A. D.	15	240		600	20		2		3			14		1200	58		250	60						
Bontrigg, David	20	130		1400	40		2		1		1	5	250	80		250	40							
Bond, Major	60	400		4000	100	50	6		1	2	2	38	20	600	290		250	300						
McClure, Matthew	20	60		400	10		2		1		1	12	12	150	20		75	10						

372 200 419 10 1864 685 66 37 83 6 70 227 440 11250 3827 20 2480 2698

State of Missouri, enumerated by me on the 11, 12 & 13th day of June, 1870.
W. B. Wood, Ass't Marshal.

YEAR ENDING JUNE 1, 1870.

1	2	3	POTATOES.		Orchard products.	Wine.	Produce of Market Gardens.	DAIRY PRODUCTS.			SEED.			SUGAR.			BEES.		Forest products.	Value of Home Manufactures.	Value of animals slaughtered or sold for slaughter.	Estimated value of all farm products, terms and additions to stock.	TOTAL VALUE.				
			Irish.	Sweet.				Butter.	Cheese.*	Milk sold.	Hay.	Clover.	Grass.	Hops.	Hemp.	Flax.	Flax-seed.	Silk cocoons.						Maple.	Cane.	Molasses.	Wax.
40	41	42	43	44	45	46	47	48	49	50	51	52															
1	50	40	5				600			15											20	500	800				
2	22		10																			25	100	250			
3	50		25					50			3				10							25	250	350			
4			2		10																	20	100				
5			20					40														50	10	100			
6			20					40														50	10	15	150		
7	35		30					100														31	100	110	400		
8	35							40														80	40	75	350		
9	40	3	6		15																	15	50	100	500		
10	50		30		50			100				12										40	30	100	600		
11	30			15				40				6											30	50	300		
12	15		2	25				40				3										9	40	50	250		
13	15		10																			25	15	60	150		
14	25		40					40														20	40	75	1200		
15	40		15	40	40			60				13											80	100	300		
16			20																						150		
17	27		10																			30	60	50	250		
18																						26	40	40	150		
19	15	1		12				75																40	60	250	
20	40																							30	20	120	
21	80	5	50					250				2												40	100	800	
22	27		25					40																25	50	250	
23	15		20																				40	25	60	300	
24	27		13																				30	40	75	350	
25	27		13																					100		250	
26	64		30		50			75															80	75	100	200	
27			12																						20	50	100
28	20		5					40				2											22	40	60	200	
29	17		10					20																	40	60	200
30	40		30									4													80	60	150
31	25		25																					20		100	
32	40		5					50				3											50	40	75	240	
33	25		5		5			200				14											20	10	100	400	
34																									40	50	100
35			6		40			40				2													100		400
36	65				100			100															10	100	150	500	
37	30		10					40															26	40	25	150	
38			20																						40	60	200
39	98		10	3	40			10				6											40	100	100	600	
40	14		5					10				1											20	10	20	60	
	110	4	55	55	360			2100				270										50	1500	3040	10990		

*All include only such cheese as is made upon the farm. Milk sent to cheese factories will be regarded as milk sold off the farm.

State of Missouri, enumerated by me on the _____ day of August, 1870.

W. H. Goddard, Ass't Marshal.

YEAR ENDING JUNE 1, 1870.

No.	YEAR ENDING JUNE 1, 1870.																									TOTAL VALUE.							
	Cotton. Bales (450 lbs.)	Wool. Lbs.	Peas and Beans. Bush.	POTATOES.		Orchard products. Dolls.	Wine. Gallons.	Produce of Market Gardens. Dolls.	DAIRY PRODUCTS.			SEED.			Hops. Lbs.	Hemp. Tons.	Flax. Lbs.	Flax-seed. Bush.	Silk cocoons. Lbs.	SUGAR.			BEES.		Forest products. Dolls.	Value of Home Manufactures. Dolls.	Value of animals slaughtered or sold for slaughter. Dolls.	Estimated value of all farm production, including betterments and additions to stock. Dolls.					
				Irish. Bush.	Sweet. Bush.				Butter. Lbs.	Cheese.* Lbs.	Milk sold. Gallons.	Hay. Tons.	Clover. Bush.	Grass. Bush.						Maple. Lbs.	Cane. Hhds. (1,000 lbs.)	Molasses. Gallons.	Wax. Lbs.	Honey. Lbs.									
25	26	27	28	29	30	31	32	33	34	35	36	37	38	39	40	41	42	43	44	45	46	47	48	49	50	51	52						
1		21		10						40		2															25 65	208	1				
2		30		12						40																	30 40	150	2				
3		24		12						10																	40 60	100	3				
4		40		20						200																	75 50	400	4				
5		48		25						300		16															75 100	800	5				
6		24		10		40				40		6															200	400	6				
7						40				100																	300	250	7				
8				12		100				75																		200	8				
9				20		150						5															100	600	9				
10		6		20						40																	150	400	10				
11		12		6		2				40																	40	200	11				
12		50		6		50				100		15															275	500	12				
13				10		30				100		6															50	75	13				
14		46		1		20		8		100																	75	300	300	14			
15		75				10				75		7															20	100	250	15			
16		17		8		10				150		1															15	50	200	16			
17		70		3																								20	25	17			
18																												50	150	18			
19		10		3						25		1																40	150	19			
20				9		20				40																		25	40	20			
21		50		20						75																		40	50	200	21		
22		15		20						40																		50	300	22			
23		20								40																		40	40	200	23		
24		90					200			75																		16	72	100	100	250	24
25		40																										10	30	200	25		
26		40		10						40																		40	250	300	26		
27				50						40																		20	75	400	27		
28		600		30		10				100																		40	75	400	28		
29		30		40						100		4																75	100	500	29		
30		30		10		2		50		50		1															6	25	50	100	400	30	
31		26					75			40		1																40	600	150	31		
32																												75	40	100	32		
33		18		10		40				150																		40	50	150	33		
34				10																										75	34	34	
35		12		10								2																40	50	300	35		
36				12						40																			60	150	36		
37																												75	200	400	37		
38		30								40																		75	300	800	38		
39		50				700		25		100																		30		200	39		
40		28				12				150																		40	100	200	40		
	9 3/4	110	1	1 1/2	5 1/2	9 1/2	100	24 8 10		2380		48								45	6 1/2	26	238	1300	4416	10705							

* This will include only such cheese as is made upon the farm. Milk sent to cheese factories will be regarded as milk sold off the farm.

State of *Missouri*, enumerated by me on the _____ day of *June*, 1870.

W. B. Todd, Ass't Marshal.

YEAR ENDING JUNE 1, 1870.

1	2	3	POTATOES.		Orchard products.	Wine.	Produce of Market Gardens.	DAIRY PRODUCTS.			SEED.			SUGAR.			BEES.		Forest products.	Value of Home Manufactures.	Value of animals slaughtered or sold for slaughter.	TOTAL VALUE.	2							
			Irish.	Sweet.				Butter.	Cheese.*	Milk sold.	Hay.	Clover.	Grass.	Hops.	Hemp.	Flax.	Flax-seed.	Silk cocoons.						Maple.	Cane.	Molasses.	Wax.	Honey.	Dolls.	Dolls.
			8					70			2											9	260	40	100	1				
			25					40																	75	150	2			
			40					75															10		60	200	3			
	20	3	30					40			8												27	20	180	200	4			
	30							40			5												12	40	50	200	5			
	130		20					100			20												25	100	240	400	6			
	10		5																				5	10	40	50	7			
			3		30			120															15		60	100	8			
	40		20		50			40			1												50	25	100	400	9			
	40		20	6	100			100			10												25	12	400	40	100	400	10	
	40		14		40			140			1													60	100	140	400	11		
	40		14		50			200			2													100	150	200	450	12		
	60		15	8	40			40			2																		13	
	60		12		100			140																						14
			30		40			75																						15
	12																													16
	12																													17
																														18
	2		4					40																						19
			12					60																						20
			4																											21
	50	4	30	15	50			75																						22
	36	4	30	15	50			75																						23
	24		12					40			1																			24
	15		5	10				50																						25
	20		25																											26
	30		25					40																						27
	5							50																						28
	10		20	3				40																						29
	38							75			3																			30
			20					40			10																			31
			20		10			75																						32
	180				25			75			2																			33
	50		25		100			80																						34
	150		12					40																						35
	130		5					75																						36
			5					75																						37
			10					40																						38
																														39
																														40

* This will include only such cheese as is made upon the farm. Milk sent to cheese factories will be regarded as milk sold off the farm.

SCHEDULE 3.—Productions of Agriculture in Saline Township in the County of Miller, in the

Post Office: Mercuria



Name of Agent, Owner, or Manager.	ACRES OF LAND.			PRESENT CASH VALUE.		Total amount of wages paid during the year, including value of board.	LIVE STOCK, JUNE 1, 1870.								PRODUCE DURING THE YEAR.										
	Improved.	UNIMPROVED.		Of farm.	Of farming implements and machinery.		Horses.	Mules and Asses.	Milk Cows.	Working Oxen.	Other Cattle.	Sheep.	Swine.	Value of all live stock.	WHEAT.		Rye.	Indian Corn.	Oats.	Barley.	Buckwheat.	Rice.	Tobacco.		
		Wood-land.	Other unimproved.												Dolls.	Dolls.								No.	No.
1	2	3	4	5	6	7	8	9	10	11	12	13	14	15	16	17	18	19	20	21	22	23	24		
1 Whitney Charles	30	10		600	75		3		1					1300											1
2 Whitney Samuel	103	135		4000	40		2		2					900											2
3 Taylor Jas D.	100	180		4000	140		3	1	5	2	4	27	40	400		160									3
4 Brown Collier	80	160		3000	30	30	2	1	4	2	5	16	30	300		150									4
5 Taylor Jas D.	60	120		1000	50	100	3		4	2	9	30	20	300		224									5
6 Rodion Sarah	50	110		1000	40		2		1		9	7	14	250		28									6
7 Jones Jns D.	80	40		400	200		4		3		10	11	10	450		100									7
8 Allen Jhn A.	40	60		1000	60		2		2		2			1200											8
9 Thompson W.	20	100		1000	25				2	1	2	18	12	250		80									9
10 Kaynesfeld	30	70		800	60		2		3		3	5	12	240		25									10
11 Payne Matity	70	90		2000	100		6		5		8	19	15	600		44									11
12 Kaynes Jas D.	20	60		250	40		2		3		1	9	9	250											12
13 Otter Samuel	50	140		4000	200	60	4		4					400		85									13
14 Warkes Jas B.	150	170		2000	240	120	4	2	5	2	30	38	25	600		200	20								14
15 Joslyn Samuel	100	120		1000	140	40	4	2	2	2	12			7800		200	10								15
16 Popejoy W.	130	110		2000	100	40	7		4		18			15150		104									16
17 Osaway C.	15	25		600	30		1		1					13150		31									17
18 Stewart W. H.	20	30		300	120		4		4		5			17500											18
19 Missilding A.	80	60		300	190		2		1					200		40									19
20 Sarwell Chemill	10	38		400	10		2		1					7000											20
21 Gargett R. M.	80	80		4000	150		3	6	3	4				201000											21
22 Anderson Wendell	15	25		200	10		4		3		3	30	11	400		30									22
23 Garendan Alfred	35	125		600	25		2		2		2	14	19	250		12									23
24 Compton Abner	10	70		150	21		1		1					2100											24
25 Tombery Mary	20	100		500	30		1		0					15150											25
26 McKady Jane	60	100		1000	40		3		2		3			20300											26
27 Wicks Jesse	15	105		800	40		2		3		1	15	10	250		40									27
28 Kirk Patrick	20	60		150	20		1							1005100		40									28
29 Patton Jns	20	100		500	75		2		1					4200											29
30 Walker Chas A.	15	85		500	26		1		1		2	7	25	150		59									30
31 Hill Jesse	15	65		600	40		1		1					1012100		30									31
32 Gads Jas D.	5	75		1000	20		1		1					57100		18									32
33 Harrison W. H.	33	45		1000	40		2	1	1		12	6	15	350		56									33
34 Lewis Jns	30	155		500	50		3		2		8	9	25	300		80									34
35 Gartin Jas D.	60	500		2000	50		5	2	4		8	20	38	800		95									35
36 Graham Alex	28	52		800	40		4		1	2	6	3	9	150		39									36
37 Hooker Frederic	10	70		800	60		1	1	2	2	2	5	8	175											37
38 Miller Hugh	14	66		600	40		2	2	2		1	1	22	400		16									38
39 Spalding W. M.	20	60		500	40		3		3		2	8	7	300											39
40 Spalding Solomon	50	300		1000	80		4	2	5		10	20	20	600		109									40

1519 1098 46850 2640 395 105 22 46 18 12 343 317 12416 2097 20 10505 4165 2067 20 10585 2255

State of *Missouri*, enumerated by me on the _____ day of *June*, 1870.

W. E. Dodd, Ass't Marshal.

YEAR ENDING JUNE 1, 1870.

Cotton. Bales (50 lbs.)	Wool. Lbs.	Peas and Beans. Bush.	POTATOES.		Orchard products. Dolls.	Wine. Gallons.	Produce of Market Gardens. Dolls.	DAIRY PRODUCTS.				SEED.		Hops. Lbs.	Hemp. Tons.	Flax. Lbs.	Flax-seed. Bush.	Silk cocoons. Lbs.	SUGAR.			BEES.		Forest products. Dolls.	Value of Home Manufactures. Dolls.	Value of animals slaughtered or sold for slaughter. Dolls.	TOTAL VALUE. Dolls.			
			Irish. Bush.	Sweet. Bush.				Butter. Lbs.	Cheese.* Lbs.	Milk sold. Gallons.	Hay. Tons.	Clover. Bush.	Grass. Bush.						Maple. Lbs.	Cane. Hhds. (1,000 lbs.)	Molasses. Gallons.	Wax. Lbs.	Honey. Lbs.							
25	26	27	28	29	30	31	32	33	34	35	36	37	38	39	40	41	42	43	44	45	46	47	48	49	50	51	52			
			60	100																							600	1		
																											60	150	2	
	60	20	100					30		12											20	6360			100	240	600	3		
	60	20	50							5											30						90	600	4	
	50	50																			40					60	100	400	5	
	25	19	5	40				75																		40	60	75	6	
	29	20						80		8											10					60	100	400	7	
	33	4						40													20						50	150	8	
	33							75		4																	70	250	200	9
	36	19	2					80																		40	75	150	10	
	38	20						75		2											30					75	150	600	11	
	25	5						40													5					40	100	250	12	
	60	40	100					100		20											8					100	300	800	13	
	65	2	50					240		4	10										40					75	250	700	14	
			50					100													32						100	800	15	
			25																		40	640				50	150	700	16	
			10	5				75													10						50	250	17	
			6					140																				23	150	18
																												20	150	19
			15					10																				20	150	20
																												60	400	21
	20	10						40		8											12					40	60	50	22	
	17	30	20					40																		25	40	80	23	
			10					17													15						20	70	24	
																											15	10	100	25
																												20	150	26
	45																										40	40	150	27
	15	10																			25					40	25	100	28	
		20						40													30						25	150	29	
	17	8	5	10				75													25					40	25	200	30	
	25	15						40													10	3	15			25	40	200	31	
								20																				25	150	32
	3	40	3					40		2											40					40	60	300	33	
	10	20																								20	100	350	34	
	40	40	4	100				100		3											38					50	150	500	35	
	14	1	28					30													36					20	100	200	36	
	10	30						50													40					60	60	200	37	
	24	5	2					60																			40	76	250	38
	25	12						40													30					60	75	250	39	
	30	20	15	60				150													6					100	60	300	40	
774	3	1019	37	585				1923		68			10							692	15	415			1315	3158	13475			

* This will include only such cheese as is made upon the farm. Milk sent to cheese factories will be regarded as milk sold off the farm.

