

SCHEDULE 3.—Productions of Agriculture in Harrison Township, in the County of Monticau, in the 1870

Post Office: California Mo.



110

Name of Agent, Owner, or Manager.	ACRES OF LAND.			PRESENT CASH VALUE.		Total amount of wages paid during the year including value of board.	LIVE STOCK, JUNE 1, 1870.								Value of ALL live stock.	PRODUCE DURING THE YEAR.								
	Improved.	UNIMPROVED.		Of farm.	Of farming implements and machinery.		Horses.	Mules and Asses.	Milch Cows.	Working Oxen.	Other Cattle.	Sheep.	Swine.	WHEAT.				Barley.	Buckwheat.	Rice.	Tobacco.			
		No.	Wood-land.											Other unimproved.		Dolls.	Dolls.					No.	No.	No.
1	2	3	4	5	6	7	8	9	10	11	12	13	14	15	16	17	18	19	20	21	22	23	24	
Pountain Jas	80	40		3600	300	50	2		8	19	45	11	635		110		150	200						
Trager J. W.	40	210		3000	150		2		1				2	265		50		200	200					
Moser Henry	95	90		4725	50		6	3	4	2	22	11	835		70		250	40						
Moser Silas	75	35		2500	300		4	1	2	15	19		765		56		200	200					100	
Moser B.	50	50		2000	20	80	3		3				20	320		44		200	75					
Polburn W. O.	100		420	8000	25	200	8	11	4	2	17		35	2145		25		800	300					
Amick Jno.	40	21	1	400		50	2		1	1	11	3	160		20		200	50						
Amick Cynthia	40	21		400			1		2	4				170		10		200	150					
Amick Thomas	40	21		400	70	7	1					2	3	63		150		200	100					
Ratcliff Geo	95	120		4730	200	500	4	4	3	12	158	12	1594		70		500	750						
Pearson L.	30	20		500	100		2							150			20	110						
Pearson Geo.	40	40		600			2		1			6	7	160		200		50						
Parker J. W.	2	8		100	35		3		2		8	6	270		30	5	60	235						
Moser Gilbert	40	60		2000	60	10	4	2	4	7	34	24	680		72		300	60						
Gray G. G.	80	60	100	3600	300	40	4	2	5	8	35	12	1025		50		400	100						
Langford R. G.	60	50		2000	30	40	5		3	3		7	455		52		200	300						
Shad Geo.	380	120		8000	700		9		3	42		60	1320		400		200	1000						
Larimore W. L.	80	120		3600	400	30	5	3	6	8		14	1335		156		250							
Larimore Jno.	60	20		1600	100		2	2					400				300	150						
Armstrong L.	20	20		400	100		2	2	2	1			600		40		100							
Harrison J.	12	38		750	75		5	3	3	11	19	21	7620		13		200	400						
Kup Jno.	40	10		800	25	25	6		2	8		2	350		10	6	25	96						
Knapp J. W.	40	136		2000	100	50	5		4	7	12	10	435		64	5	100	120						
Kalke Lewis	60	48		2200	175	75	2	3	1	1	6	6	367		126	20	100	260						
Kalke G. G.	70	190		3000	300	40	6	2	4	16	36	16	715		183	24	400	200						
Kalke E. B.	25	15		400	100		2		1				175				200	100						
Phillips Geo.	70	410		4800	100	50	4		5	3	25	22	365		50		500	50						
Mosley P.	30	130		1200	100		1		2	2	25	12	310		40		250						200	
Phillips J. J.	20	60		800	700	20	6		2	1	10	13	400		82		400						75	
Simpson Geo.	20	120		1600	75	25	2		2	4		12	290		50		300	100						
Scoville R. A.	80	160		3000	200	300	3	2	5	16		11	990		350		200	440						
Shelton E. B.	70	176		4000		50	9		2	6		20	580		150		250	150					100	
Shelton Geo. W.	20	10		150	100		2	1	1	1		6	307		10		100							
Russell Geo.	40	80		2000	50		3		2	2	3		15	380		75		160	50					
Kelly David	250	175		8000	100	100	6		6	33		25	1225		40		1000	300						
Sumich Jas.	40	40		800	190		3		1	1	11	16	265		20		200	100						
Mossey M.	20	20		400	50		1		1				100		20		50	20						
Conrad Geo.	10	10		200					1				25				50							
Carroll J.	20	20		400	50		2		1				135		30		100							
Northwick J. M.	50	30		850	100		2		1	1		2	145		40		200							

235129945209050548401635140140101 6 25349441 921478 2958 100.95 65.6446 475



State of *Mo*, enumerated by me on the *11<sup>th</sup>* day of *July*, 1870.

*W. H. Pountain*, Ass't Marshal.

YEAR ENDING JUNE 1, 1870.

Cotton.	Wool.	Peas and Beans.	POTATOES.		Orchard products.	Wine.	Produce of Market Gardens.	DAIRY PRODUCTS.			SEED.			Hops.	Hemp.	Flax.	Flax-seed.	Silk cocoons.	SUGAR.			BEES.		Forest products.	Value of Home Manufactures.	Value of animals slaughtered or sold for slaughter.	Estimated value of all farm products, including the value of farm implements and additions to stock.		
			Bales (450 lbs.)	Lbs.				Bush.	Bush.	Bush.	Dolls.	Dolls.	Doll.						Lbs.	Lbs.	Gallons.	Tons.	Bush.					Bush.	Lbs.
25	26	27	28	29	30	31	32	33	34	35	36	37	38	39	40	41	42	43	44	45	46	47	48	49	50	51	52		
	150		20		10			400	600		20						75									150	1000		
			8					50													24						64	340	
	30		4					200			30						5						50					586	
	40			3				100			7											15					10	413	
	50		10	5			25	120			5											16	100				50	425	
			30		50		5				30	2															200	1145	
	14						10																				35	197	
	20		5	5			20	100																			35	290	
			5	5	10		20	200			20											5	50			200	1145		
			25				10																				35	125	
		2	75		75		25				5											25				200	50	485	
	22		5		5		10	100			3											80				30	75	400	
	40				10		5	200			2															75	225	653	
	50		15		20			300			20											40	150			25	145	810	
	20	1	20		20			250			20											10				20	50	660	
			20		30			100			20						80										100	1405	
			40		20		25	200			4													50		25	150	600	
																													235
			10					40																			75	180	
																													150
	44						10	100									40					20			10	100	100	593	
			13					200														20	25				60	200	
	23		16				5	100			4	2					28										100	612	
	30		15				5	75			8											21					90	601	
	70		14	10	25		10	100			1											40			50	150	150	923	
			10					25			1																30	150	
	40		20	5	40		10	200			10													20		75	175	735	
	80		50				25	50														65			50	75	75	465	
	15		5				10	100																			200	365	
			10	5			10	200			2											30			25	75	75	450	
			20		25			200			15	8										15					20	900	
	12		12	2	25		10	100									80					20					50	597	
			5				10	100																			100	247	
																													100
			20				15	100			15						20					10					250	1190	
	12		10				10	100																			100	335	
			5				5																					20	100
			6				10																					10	110
			10																									15	100
			5																									25	75
762.3		539		40.365		30.0440		242		12		328		456		445		38.53354		19880		19.882							

\* This will include only such cheese as is made upon the farm. Milk sent to cheese factories will be regarded as milk sold off the farm.



SCHEDULE 3.—Productions of Agriculture in Harrison Township, in the County of Hamilton

Post Office: California Mo.



Name of Agent, Owner, or Manager.	ACRES OF LAND.			PRESENT CASH VALUE.		Total amount of wages paid during the year, including value of board.	LIVE STOCK, JUNE 1, 1870.								PRODUCE DURING THE YEAR.									
	Improved.	UNIMPROVED.		Of farm.	Of farming implements and machinery.		Horses.	Mules and Asses.	Milk Cows.	Working Oxen.	Other Cattle.	Sheep.	Swine.	Value of all live stock.	WHEAT.		Rye.	Indian Corn.	Oats.	Barley.	Buckwheat.	Rice.	Tobacco.	
		No.	Wood-land.												Other unimproved.	Dolls.								Dolls.
1	2	3	4	5	6	7	8	9	10	11	12	13	14	15	16	17	18	19	20	21	22	23	24	
Davidson P. J.	30	10		400	25		1	2	1				160		60		150							
Beard A. E.	40	40		800	35		1	1	1				150		150		200							
William B.	60	60		1500	160	20	4	7	2	15	15	13	855		85		300	350						
Scott J.	160	40		5000	600	250	4	3	5	20	15	7	1345		450		60	600						
Grindle J.	100	100	333	4000	400	100	5	6	9	20	14	14	710		300		200	600						
Skews J.	50	30		3000	50	40	2	1	2			10	450		100		300	350						
Bartlett Jas.	20	20		700	50	75	2	1	2			7	130		45		100	80						
Quilley J. M.	160	140		8500	250		4	1	2			18	185		280		400	200						
Wilson H. J.	200	496		14000	35	100	14	3	5	2	14	25	87	1415		319	1250	1250	100					
Wilson J. R.	25	15		400	40		3	2	4	10	25	25	470		180		175							
Kicka J.	15	15		300	60		4	3	2	3	10	5	380		30		30	100						
Lynn W. B.	10	15		900	80	40			2	1			130		55		100	205						
Purdy J.	100	100	120	4000	125		2	2	3				545		300		200	50						
Strauss E. H.	60	20		800	40	100	2					11	80		130		300	75						
Mansfield C.	40	40		800	40		1						50		80		200	85						
Wart F. J.	200	365		14000	35	1005	8	6	8	21	1	80	1993		650		400	550						
Decker Francis	80	120		4000	50	150	6	7	16			26	830		45		100	200						
McNair C.	180	40		4500	250	125	3	4	10			10	570		280		200	1000						
Deming J.	20	20		400	80		5	1	3	6	8	8	450		100		300							
Kah J.	100	260		7600	80		4	3	5			1	417		200		100	150						
Kale Mary	60	20		800	75		2						175		180		200							
Short J. W.	30	210		300	150		3	6	5	7	15	12	925		60		350							
Phillips S. W.	70	87		3290	100	200	6	3	5	7	17	17	470		50		50	57						
Traguel Davis	25	15		500	40		1	2	2			9	175		80		75	25						
Mountain H. W.	20	60		800	60		2	1	1			2	300		60		100							
Waver J. W.	15	35		400	50				2	2		1	75		60		80							
Amis J. W.	40	20		600	80		2	1				5	100		75		150							
Kate J. J.	30	10		400	75		2	1	1			5	205		50		100							
Rock Wash	80	40		1300	100	7	4	6	21	27	27	6	810		106		500	130						
Hull A. J.	15	25		400	60		3	2	7	5	7	7	420		50		100	75						
Parks H. G.	100	210		6000	150	50	5	5	25	60	10	1060		100		100	300							
Elliott J. W.	70	30		2000	50	20	4	2	8			13	320		70		200	175						
Barnard J. W.	40	80		2000	50		8	2	3			7	1165				200							
Hopney J.	40	40		1000	25		2	4	3	20	10	485		70		300								
Russell J. W.	80	40		2000	40		3	3	5	27	13	480		40		300	140							
Dwight J. A.	100	60		3520	150		2	1	14			20	8	670			700							
Tarris J. W.	35	95		1200	100		3	2	3	25	10	385		45		300	130							
Green J. J.	5	65		400	300		4	2	2	4		16	360		X		50							
Morris B. W.	90	135		3280	125		6	3	9	12	14	555		88		500								
Morris F. W.	98	145		2500	200	50	4	3	3	4	20	27	720		40		200	200						

2690  
 26933390 443104010 42152362 13829 112 16250 3140 49421210 5083 10170 5361 9670



State of *Illinois*, enumerated by me on the *13<sup>th</sup>* day of *July*, 1870.

*Geo. H. Pountain*, Ass't Marshal.

YEAR ENDING JUNE 1, 1870.

Cotton. Bales (450 lbs.)	Wool. Lbs.	Peas and Beans. Bush.	POTATOES.		Orchard products. Dolls.	Wine. Gallons.	Produce of Market Gardens. Dolls.	DAIRY PRODUCTS.			Hay. Tons.	SEED.		Hops. Lbs.	Hemp. Tons.	Flax. Lbs.	Flax-seed. Bush.	Silk cocoons. Lbs.	SUGAR.			BEES.		Forest products. Dolls.	Value of Home Manufactures. Dolls.	Value of animals slaughtered or sold for slaughter. Dolls.	TOTAL VALUE. Dolls.		
			Fresh. Bush.	Sweet. Bush.				Butter. Lbs.	Cheese.* Lbs.	Milk sold. Gallons.		Clover. Bush.	Grass. Bush.						Maple. Lbs.	Cane. Hhds. (1,000 lbs.)	Molasses. Gallons.	Wax. Lbs.	Honey. Lbs.						
25	26	27	28	29	30	31	32	33	34	35	36	37	38	39	40	41	42	43	44	45	46	47	48	49	50	51	52		
			10					80																		50	360	1	
			10					60																			30	150	2
	50	20	10				10	200			8						50				100				20	100	840	3	
	50		10					200			40		10				100										600	1445	4
	20		20				15	200			3						40								20	600	1475	5	
			10					60																			30	325	6
			25				25	100			2																50	290	7
			10					75																			40	648	8
	50		100	10			25	300			3										80		20	50	576	1909	9		
			10					80																			40	325	10
	40		10				20	200																	30	40	335	11	
			10				25	200			6						20										25	460	12
			10					80																			30	310	13
			10					75																			40	425	14
			10					65																			45	308	15
			40				10	200			40						100									300	2280	16	
			20				10	400	100								50								30	305	8	880	17
			25		10		10	500			30						125									150	1600	18	
			10					75																		50	305	19	
	50		10		25			150									50									100	345	20	
			10					80																		50	340	21	
	25		10				10	100			3														10	230	1105	22	
	40		15				5	150			2						47									50	350	23	
			15					150																			60	350	24
			10					60																			60	280	25
			10					50																			40	240	26
			10					100																			40	300	27
			10					100																			30	200	28
	60		40				20	105									15								40	100	691	29	
	10		20				10	50			1															40	250	30	
	145		10				10	100			12															527	1057	31	
			10				20	40			3						76									50	485	32	
			10				20	100									60									50	295	33	
	50		10				10	100																		80	60	375	34
	60		10				15	150			5															50	430	35	
			10					100																			60	460	36
	30		20				20	200			2																70	430	37
			10					100																			50	350	38
	45		10					50																			30	388	39
	40		20	7				50			7															25	50	449	40
765		20	640	17	35			3005	230	100	167		10			787				504		20	180	4908	23530				

\* This will include only such cheese as is made upon the farm. Milk sent to cheese factories will be regarded as milk sold off the farm.



SCHEDULE 3.—Productions of Agriculture in Harrison Township, in the County of Monteau, in the

Post Office: California No



Name of Agent, Owner, or Manager.	ACRES OF LAND.			PRESENT CASH VALUE.		Total amount of wages paid during the year, including value of board.	LIVE STOCK, JUNE 1, 1870.							PRODUCE DURING THE																					
	Improved.	UNIMPROVED.		Of farm.	Of farming implements and machinery.		Horses.	Mules and Asses.	Milk Cows.	Working Oxen.	Other Cattle.	Sheep.	Swine.	Value of ALL live stock.	WHEAT.		Rye.	Indian Corn.	Oats.	Barley.	Buckwheat.	Rice.	Tobacco.												
		No.	Woodland.												Other unimproved.	Dolls.								Dolls.	No.	No.	No.	No.	No.	No.	No.	Dolls.	Spring.	Winter.	Bush.
1	2	3	4	5	6	7	8	9	10	11	12	13	14	15	16	17	18	19	20	21	22	23	24												
Manning J. W.	40	120		1500	50		5			7	20	5	457		170		800	200																	
Etter J. R.	40	120		1520	100		3	1	4	9	20	8	495		200		300	80																	
Shannon G.	35	5		450	120		2		2	3	10	8	240		150		500																		
Farris D.	50	100		2500	150		5	1	2	3	30	25	610		120		200	30																	
Shaw D.	20	40		600	50		3		1	2	8	13	120		40		200	40																	
Farris M.	70	105		2000	50		2		1	2	6	22	210		200		400						1200												
Morris B. H.	40	70		1500	15		2	2	2	3		19	400		122		20	15																	
Farris M.	40	40		800	50		1		1	1		2	110		80		300						800												
Farris L.	16	63		790	10		1		2	2			130		85		150																		
Harrell E.	20	60		1200	50		3		2	3	7	9	240		60		50																		
Stanton L.	30	50		800	40		2		2	2	10	5	150		80		200	40																	
Farris B. F.	40	40		800	150		1		1	1		5	96		80		200	40																	
Shackles E.	20	20		400	80		2		1	1	3	5	115		40		180																		
McLinnis W.	20	60		800	50		2		2	1	4	8	245		30		100	50																	
Kelly M.	40	100		800	100		2		1	2	10	4	230		75		300																		
Hecker S.	20	20		400	80		2		1	1		10	250		80		180	20																	
Shadwick Jas	30	50		1000	60		3	2	5	1	11	24	445		70		100	60																	
Wise James	30	50		800	100		4		1	3	18	13	240		70		100	100																	
Blackburn J. B.	35	80		800	75		3	1	2	2	25	12	415		181		200	50																	
Stark S. W.	40	5		500	80		4		2	2	33	8	445		101		200	100																	
Bauer Lewis	50	200		5000	50	100	8	1	3	6	1	25	940		150		150																		
Blackburn J. W.	25	55		1200	30		2	1	4	2	5	4	444		80		200																		
Blackburn J. R.	35	125		2400	150		4			1			300		130		500	250																	
Blackburn Jas.	25	85		1200	50		5		3	5	16	25	504		120		400																		
Ratliff J. W.	50	60		1500	75	40	4	2	3	11	5	19	722		142		400	100																	
Yarnall J. W.	200	60		6500	150	60	7		3	3		12	505		350		350	250																	
Silo J.	80	20		2000	110	20	5		5	10	2	25	325		223		200	250																	
Miller J. M.	150	148		3000	100	30	4	8	5	20	10	7	1310		50		300	150																	
Dobson W. B.	55	125		2000	150	50	3		3	2	9	25	570		80		500	200																	
Legg J. R.	90	120		3500	50	125	8		3	2	8	25	800		160		500	400																	
Chis R.	65	99		1500	300		4	3	3	2	11	16	725		130		50	100																	
Windle Carroll	120	80		3000	20	45	2	3	3	6	10	10	420		150		750																		
May J. M.	65	55		600	60	10	3		1	2	8	25	380		11		250	30																	
McMorro J. M.	15	25		400	25		3		1	3	12	9	201		16		100																		
Morris J. W.	40	40		1500	50		4		2	6	12	10	405		82		300	80																	
Shadwick J.	15	85		1000	75		4		2	1	13	8	345		61		100	60																	
Huntsaker C.	17	287		3500	200	25	9		5	11	30	20	1005		30		100	105																	
Simpson W. H.	22	20		400	100		2	1	2	6	18	9	286		85		50	30																	
Holmes W. L.	10	30		450	15		4		2	3		8	360		20		85	100																	
Kelly J. W.	80	55		2000	50		5	1	3	6	5	20	755		125		300	100																	
18652742															623003170.50.5141.27.93.22.190.46848216945															3981		101653030		2000	



State of Missouri, enumerated by me on the 16<sup>th</sup> day of July, 1870.

Geo. H. Coulter, Ass't Marshal.

YEAR ENDING JUNE 1, 1870.

Cotton.	Wool.	Pean and Beans.	POTATOES.		Orchard products.	Wine.	Produce of Market Gardens.	DAIRY PRODUCTS.			SEED.			SUGAR.			BEES.		Forest products.	Value of Home Manufactures.	Value of animals slaughtered or sold for slaughter.	Estimated value of all farm production, including bet-terments and additions to stock.						
			Irish.	Sweet.				Butter.	Cheese.*	Milk sold.	Hay.	Clover.	Grass.	Hops.	Hemp.	Flax.	Flax seed.	Silk cocoons.					Maple.	Cane.	Molasses.	Wax.	Honey.	
Bales (450 lbs.)	Lbs.	Bush.	Bush.	Bush.	Dolls.	Gallons.	Dolls.	Lbs.	Lbs.	Gallons.	Tons.	Bush.	Bush.	Lbs.	Tons.	Lbs.	Bush.	Lbs.	Hds. (1,000 lbs.)	Gallons.	Lbs.	Lbs.	Dolls.	Dolls.	Dolls.	Dolls.		
25	26	27	28	29	30	31	32	33	34	35	36	37	38	39	40	41	42	43	44	45	46	47	48	49	50	51	52	
	50		15				10	100			2													40	60	875	1	
	40		10				15	150																20	40	480	2	
	10		10				5	50																10	25	405	3	
	40		15		100		20	50			8													15	16	345	4	
	15		15				20																	20	60	205	5	
	7		10		50		20	100			6													25	70	562	6	
			15		50		20	100			1										400				75	525	7	
			12					50																	35	480	8	
			10				10	25																	45	306	9	
	10		10				20	100			1													10	40	209	10	
			10																						50	300	11	
			10																						40	340	12	
			10																						35	280	13	
			10				10	50																	30	260	14	
			10																						60	340	15	
			20																						75	280	16	
	30		10				10	100																	70	342	17	
	24		10				5	100													55			20	50	315	18	
	40		15				10	100													40			20	100	485	19	
	50		20					50													20			10	50	305	20	
	20		10				25	150			2														80	350	21	
			200																						50	300	22	
	20		80				25	200			7									100		100		50	250	1050	23	
	25		20				25	200													20				75	534	24	
	12		20				20	100																	300	797	25	
			10				20	150			2						45								120	830	26	
			25				20	150			20															140	505	27
	20		15				25	200			5															75	442	28
	20		15				10	100													60			10	72	332	29	
	60		15				20	125			2										60			50	335	1070	30	
	30		10				20	150			3														35	580	31	
	5		25				25	100									75				12			20	80	775	32	
	10		15				10	75								125					24				75	497	33	
	10		10				10	50													25				120	245	34	
	21		10				20	150			1										30				50	294	35	
			30				10	50																	40	395	36	
	60		15				20	250			5										30			75	100	430	37	
	25		10				10	100													50				60	276	38	
	80		10				15	100			5														100	515	39	
	50		10		80		20	200			6														150	550	40	
	824		832		230		52	537			76									912		100		405	3333	18,448.		

\* This will include only such cheese as is made upon the farm. Milk sent to cheese factories will be regarded as milk sold off the farm.



SCHEDULE 3.—Productions of Agriculture in Harrison Township, in the County of Monticame, in the State of California



1	ACRES OF LAND.			PRESENT CASH VALUE.		7	LIVE STOCK, JUNE 1, 1870.								PRODUCE DURING THE YEAR									
	2	UNIMPROVED.		5	6		8	9	10	11	12	13	14	15	WHEAT.		18	19	20	21	22	23	24	
		3	4												16	17								
Name of Agent, Owner, or Manager.	Improved.	Wood-land.	Other unimproved.	Of farm.	Of farming implements and machinery.	Total amount of wages paid during the year, including value of board.	Horses.	Mules and Asses.	Milk Cows.	Working Oxen.	Other Cattle.	Sheep.	Pigs.	Value of all live stock.	Spring.	Winter.	Rye.	Indian Corn.	Oats.	Barley.	Buckwheat.	Rice.	Tobacco.	
Taylor T. W.	65	66		3000	300		11		2		3	21	1	424		305		100	150					
Proctor W.	15	25		400	40		3		1		4		7	150		100		100						
Kedder R.	40	40		800	80		3		1		1		9	150		105		200						
Shadwick A.	80	100		200	75		4		5	2	8	18	14	450		60		500	40					
Morris R. J.	25	60		850	10		1		2		9	15	7	130		159		50						
Morrow G.	20	20		400	10		1		1			10	6	100		45		150						
Harris R. B.	75	140		2150	100		4		7		13	16	25	505		100		200	100					
Painting Geo.	20	20		400	50		1	2	1		1		3	225		100		130						
Reynolds S. R.	30	100	40	2000	20		2	1	1		1	4	8	405		45		100	50					
Morrow L.	30	110		1000			1		1		3	10	5	104		80		120						
Moore S. G.	30	90		2000	75		5	3	5		16	5	20	800		188		300	140					
Harris M. B.	20	120		1000			3		1				3	300		75		120						
Starks S. M.	70	120		2400	100		8		6		4	50	42	820		176		250	100					
Worthly Geo.	18	62		500	25		2	1	3	2	1	15	6	425		60		250	250					
Sellers H. D. L.	70	130		2000	100	50	9		3		6	16	8	905		200		150	100					
Taylor R. Y.	150	300		4500		75	6	1	6	2	8	40	35	887		300		400	100					
Taylor D. B.	60	100		2000	150	40	3	2	3		2	40	10	570		280		300	100					
Crocker Jno.	70	92		2500	150	100	4		2		4	11	24	703		400		40						
Crocker H.	90	60		2800	50		3		1		1			200		80		40						
Gray David	90	120		4000	250	21	4	1	3		5	20	20	718		45		600	65					
Bradford S. R.	30	10		400	300		3		2				17	300		60		100	205					
Bradford W.	35	45		1200	50	20	2		1		1		18	210		82		200	300					
Bradford B. T.	150	250		8000	100	25	6		9		10	32	32	781		130		500	300					
Walter Roy.	60	40		1500	300	120	2	2	2		5	300	19	740		100		200	200					
Snyder A. D.	60	20		3400	300	50	6	2	4		3		40	985		200		400	300					
Weyne G. C.	10	28		200	15	75	2		2		2	7	9	300		40		300						
McBarnett A.	60	20		800	80		4		2	2	3	38	20	400		158		400	200					
McKay J. W.	100	20	1400	3000	80	158	1							200				300	000					
Worthly G.	150	100		3700	150		8		4		6		13	900		150		500	100					
Miller S. A.	40	40		800	80		3		1		1	9	7	350		80		280						
Keat S. S.	150	90		3000	200	100	11		3		6	6	40	850		780		2000	700					
James A.	65	55		3000	100	20	5		4		31	28	11	700		84		200	400					
Worthly A. W.	30	45		1800	150		8		2		5	8	21	810		30		100	100					
Johnson R.	15	65		800	50		3		2		2		5	295		45		150						
Keale A. B.	160	240	400	4500	300		13	2	8	2	20	55	25	1825		300		800	612					
James E. B.	160	240		4500	350	50	15		10		60	2	20	1715		231		1400	300					
Medlin Theo.	100	140		4800	100	100	2		4	4	30		40	990		390		250	300					
Schawawach F.	100	30		2800	200		8		6		39	6	38	1212		182		400	280					
Payne S.	40	30		2000	100	15	2		1	2	2		10	233		60		100	300					
Holland Jno.	50	20		1200	150	40	5		2	5	9	17	20	895		167		200	300					

26703503 1840 14150 4870 1059 181 21 130 14 327 766 64 824 662 5978 12940262 12840



State of Missouri, enumerated by me on the 18<sup>th</sup> day of July, 1870.

Geo. H. Fountain, Ass't Marshal.

YEAR ENDING JUNE 1, 1870.

Cotton. Bales (50 lbs.)	Wool. Lbs.	Peas and Beans. Bush.	POTATOES.		Orchard products. Dolls.	Wine. Gallons.	Produce of Market Gardens. Dolls.	DAIRY PRODUCTS.				SEED.				SUGAR.			BEES.		Forest products. Dolls.	Value of Home Manufactures. Dolls.	Value of animals slaughtered or sold for slaughter. Dolls.	TOTAL VALUE. Dolls.						
			Irish. Bush.	Sweet. Bush.				Butter. Lbs.	Cheese.* Lbs.	Milk sold. Gallons.	Hay. Tons.	Clover. Bush.	Grass. Bush.	Hops. Lbs.	Hemp. Tons.	Flax. Lbs.	Flax-seed. Bush.	Silk cocoons. Lbs.	Maple. Lbs.	Cane. Hhds. (1,000 lbs.)					Molasses. Gallons.	Wax. Lbs.	Honey. Lbs.			
25	26	27	28	29	30	31	32	33	34	35	36	37	38	39	40	41	42	43	44	45	46	47	48	49	50	51	52			
			15					75																		23	350			
			15					100																			25	175		
			15					100																			75	205		
	60		10				10	50													40				20	70	574			
	30		15				10	100													30				20	60	285			
	15		20				10	100																	20	50	260			
	30		30				20	200				5														80	80	515		
			15					150																			40	275		
			20				10	50									30									50	300			
			15					100																			50	240		
			18		20		25	200				2														25	75	645		
			15					100																			60	200		
	100		50		200		50	125				2													50	100	740			
	27		25					100																			50	575		
	40		15		25		10	50				1														60	850			
	80		50		50		20	100																	30	300	75	200	1080	
	70		15		30		20	50				3													15	400	20	160	935	
	30		10		50		20	50				4														30	300	1020		
			15					100																			80	280		
	60		15				20	200				2														25	50	895		
	700		10				10	25																		25	50	725		
			30				10	100				6														18	25	100	560	
			50		20		20	300									27										500	500		
	1500		40		100		20	100				10					17									40	125	280		
			12		10		20	200				4					100										300	1019		
			10				10	50																			35	250		
			15					100									65										75	755		
	70		15		150		10	100																			80	450		
			20		40		10	100				10															57	70	785	
			15					100																				80	300	
			10				25	300				40														50	8000	10,715		
			12				10	200				2															30	150	791	
	15		15				15	50																			20	140	684	
			15					100																				75	250	
	100		10				20	200				10														160	100	100	1320	
			10		30		20	100				5														30	25	1350	2461	
			75		10		25	100																				190	932	
	40		30				25	200									300											60	190	960
	40		40		10		10	100				5															15	90	420	
	40		15		10		15	200				4														200		100	525	

3104 997 725 5004845 117 444 1319 700 57 01325035143

\* This will include only such cheese as is made upon the farm. Milk sent to cheese factories will be regarded as milk sold off the farm.







State of Missouri, enumerated by me on the 20<sup>th</sup> day of July, 1870.

Geo. H. Parson, Ass't Marshal.

YEAR ENDING JUNE 1, 1870.

Cotton. Bales (450 lbs.)	Wool. Lbs.	Peas and Beans. Bush.	POTATOES.		Orchard products. Dolls.	Wine. Gallons.	Produce of Market Gardens. Dolls.	DAIRY PRODUCTS.			SEED.			SUGAR.			BEES.		Forest products. Dolls.	Value of Home Manufactures. Dolls.	Value of animals slaughtered or sold for slaughter. Dolls.	TOTAL VALUE. Dolls.					
			Irish. Bush.	Sweet. Bush.				Butter. Lbs.	Cheese* Lbs.	Milk sold. Gallons.	Hay. Tons.	Clover. Bush.	Grass. Bush.	Hops. Lbs.	Hemp. Tons.	Flax. Lbs.	Flaxseed. Bush.	Silk cocoons. Lbs.					Maple. Lbs.	Cane. Hhds. (1,000 lbs.)	Molasses. Gallons.	Wax. Lbs.	Honey. Lbs.
25	26	27	28	29	30	31	32	33	34	35	36	37	38	39	40	41	42	43	44	45	46	47	48	49	50	51	52
	60		20		100		20	100			7										25				40	300	1099
	25		8				15	100													20				15	80	457
	6						10	40																		20	280
								100																		45	325
	10		1		50		10	50													15				35	40	298
								100																		80	250
								100																		70	255
	25		15				15	100			1										20				10	50	207
	20		5				10	100			5										12				20	50	269
	40		5				10	100																	20	50	345
	40		5				10	100			3										13				20	35	287
								100																		75	310
	20		10				10	60			1										30				15	40	760
	40		10				10	70			4										20				30	20	860
	40		40		75		15	200			8										80				30	40	600
	18						10	100																	35	120	415
	42		10				15	100			1														40	125	610
								100																		80	250
			40				10	100													40				50	305	
								100																		75	380
	15		10		100		10	200			8										60				50	75	1070
								140																		75	400
	100						10	150													12				60	100	610
			30		25		15	150			3															225	1090
	50		30				10	100			8														75	450	835
	12		25				10	50													25				25	100	512
								100																		100	418
								100																		80	440
								100																		75	380
	50		50					30			1														10	75	323
	10		5				10	50			1														10	120	442
	50		50				15	100													20				50	100	652
								100																		60	315
	40		40				20	100			4														150	544	
	40		50				10	100			6										65				50	150	815
	40						10	100																	10	75	320
			40				10	75			8															150	399
	33		100	50			25	300			90		25											75		300	2745
	40		5		20		15	150			4														10	80	370
								10																	15	130	245

1150 604 50 370 314 4085 160 35 460 75 66 57225 21517

\* This will include only such cheese as is made upon the farm. Milk sent to cheese factories will be regarded as milk sold off the farm.



SCHEDULE 3.—Productions of Agriculture in Warren Township, in the County of Monterey, in the  
 Post Office: California Mo.



No.	Name of Agent, Owner, or Manager.	ACRES OF LAND.			PRESENT CASH VALUE.		Total amount of wages paid during the year including value of board.	LIVE STOCK, JUNE 1, 1870.							PRODUCE DURING THE YEAR.									
		Improved.	UNIMPROVED.		Of farm.	Of farming implements and machinery.		Horses.	Mules and Asses.	Milk Cows.	Working Oxen.	Other Cattle.	Sheep.	Swine.	Value of all live stock.	WHEAT.		Oats.	Barley.	Buckwheat.	Rice.	Tobacco.		
			Wood-land.	Other unimproved.												Dolls.	Dolls.						Spring.	Winter.
1	2	3	4	5	6	7	8	9	10	11	12	13	14	15	16	17	18	19	20	21	22	23	24	
1	Boydow D. C.	40	80		840	75		3		1	2	3	17	15	325		180		250	240				
2	Gibson L. A.	292			4520	100	100	7		2		26		65	910		500		700	300				
3	Kuntzaker J. S.	25	20		1200	25		2		3		1	25	75	300		70		200					
4	Lordaw S. J.	70	20		1000	75		3		1			15	12	210		80		300	80				
5	Lordaw S. C.	100	190		2500	175		5	1	4		18	26	17	275		48		500	600				
6	Simpson Robt.	70	90		1800	200		6	1	1			50	10	490		71		250	60				
7	Wark E. C.	60	60		2000	100		8		2		18	5	15	870		100		300	200				
8	McDonald J.	50	70		2000	75		5		2		2	15	22	550		27		250					
9	Karus Robt.	32	55		1600	200	50	7		3		4	20	18	575		100		300					
10	Karus Theo.	100	170		4000	300		5		6		10	10	7	500		130		500	300				
11	Simpson J.	40	40		800	75		5		2		1	11	6	400		21		200					
12	Shut L.	40	40		1000	80		1		1	2			3	150		110		200	30				
13	Pittow Robt.	40	40		800	70		1		3				3	200		50		250	25				
14	Barthol S. M.	35	45		1000	25		3		3		5	16	14	250		24		200	30				
15	Allen W.	15	65		500	40		2		2				16	210		140		250	50				
16	Allen S. J.	10	110		1000	100		1						7	60		50		100					
17	Shades S.	40	40	200	1800	100		5		2	2	3	24	9	450		60		250	40				
18	Baker Geo.	30	110		2000	300	300	1	1	2		3		7	440		165		100					
19	Thorn S.	40	40		800	100	60	2		2		2		14	220		70		250	120				
20	Schut M.	18	120		1500	80		1		1					100		50		100					
21	Renderson S. M.	100	40	220	2000	150	15	14	1	4	2	15	37	12	1420		101		800	200				
22	Dejav L. M.	80	80		2000	200	15	4		2		6	50	20	570		180		200	400				
23	Norman G. B.	70	570		4000	100	40	14		5	4	28	50	40	1440		200		600	70				
24	Bush F.	30	30		800	80		1		3	3	3	12	10	220		90		100	10				
25	Kicker M. S.	200	500		25000	400	450	13		7	4	20	65	50	1645		500		800	600				
26	Lissing J. F.	20	100		800	50		2		2		2	6	8	344		100		300					
27	Wells A. J.	30	110		3000	40		5		3		26	18	11	960		181		150	150				
28	Warrick S. J.	70	290		4000	350		4	1	2		9	30	17	640		340		500					
29	Francis S. C.	35	15		600	250		2		2		10	25	335		150		500	150					
30	Marshall S.	40	40		800	100		3		2			18	7	250		43		120					
31	Reich C.	10	28		300	300		4		2		4	11	13	420		180		100	50				
32	Garrett M. M.	120	175		4000	100		8		6	2	13	56	21	1020		144		500	180				
33	Wolcott W. R.	15	25		400	100		1		1			2	2	200		80		50					
34	Solger J. W.	60	67		2000	50	20	4		7		8	15	5	580				250	200				
35	Arnstony S.	35	45		800	60		2		1		3		9	220		185		200					
36	Arnstony W.	15	25		400	100		2		1		1			140		100		250					
37	Simpson H. J.	60	105		3000	75		1	2					13	300		85		500	100				
38	Simpson S.	40	160		3500	100		5		1	6	6		12	980		85		500	40				
39	Young J. W.	60	40		2500	350	30	3		3		6	4	10	395		85		100	150				
40	Young J. W.	200	50		12000	100	150	7		3	4	30	25	25	1650		174		500	300				

259238242084540575019301717 1003017765159021054 4899 12370K575  
 277 4999



State of Missouri, enumerated by me on the 23<sup>d</sup> day of July, 1870.

Geo. H. Cantain, Ass't Marshal.

YEAR ENDING JUNE 1, 1870.

Cotton. Bales (450 lbs.)	Wool. Lbs.	Peas and Beans. Bush.	POTATOES.		Orchard products. Dolls.	Wine. Gallons.	Produce of Market Gardens. Dolls.	DAIRY PRODUCTS.			SEED.			Hops. Dts.	Hemp. Tons.	Flax. Lbs.	Flax-seed. Bush.	Silk cocoons. Lbs.	SUGAR.			BEES.		Forest products. Dolls.	Value of Home Manufactures. Dolls.	Value of animals slaughtered or sold for slaughter. Dolls.	TOTAL VALUE. Dolls.
			Irish. Bush.	Sweet. Bush.				Butter. Lbs.	Cheese.* Lbs.	Milk sold. Gallons.	Hay. Tons.	Clover. Bush.	Grass. Bush.						Maple. Lbs.	Cane. Hhds. (1,000 lbs.)	Molasses. Gallons.	Wax. Lbs.	Honey. Lbs.				
25	26	27	28	29	30	31	32	33	34	35	36	37	38	39	40	41	42	43	44	45	46	47	48	49	50	51	52
	25		5				12	100													16					50	470
			75				10	20			20											10				588	1188
	30		5				10	50													25			35	30	345	
																									80	460	
	75		15				10	100																45	220	845	
	150		40		25		10	50			3										80			130	250	850	
			5				10	100																25	300	595	
	40		15				10	200													30			30	90	315	
	20		40		40		10	100													30			50	80	560	
	40		10				15	100			1										20			40	80	425	
	20		12				10	75													10			30	50	204	
																									75	375	
																									80	275	
	10		10				12	250													18			20	105	285	
			20				10	150																	110	345	
																									50	320	
			40				10	75													40			70	240		
																									80	400	
	40		20				20	150									60							20	190	585	
			100				15	100																20	100	486	
	100		25				12	150																65	220	990	
	70						10	50			1													34	200	480	
	100		30				10	100			3													100	450	1225	
	100		30				10	100																20	50	225	
	450		50		75		25	250			75													50	615	2810	
	12		100				10	40													35			75	430		
	30		10		20		10	100																20	50	482	
	60		25		40		25	100																30	100	840	
	100		25				15	100			2						15							61	50	495	
	35		20				15	50																15	60	340	
	20		8				10	75																10	70	360	
	120		30		40		20	100			15													15	100	860	
																									50	100	100
	20		15				10	400	300		10						30				14			75	450		
	25		10				10	100																	50	835	
	30		20				10	75																	30	305	
			15				10	25			5						100				10			155	560		
							40				5						80							120	550		
	50		10				25	100			10													30	4	420	
	50		30				25	250			40														2368	3495	
1620	875		240				43	638	25	300	190						285			51			76	7428	25620		

\* This will include only such cheese as is made upon the farm. Milk sent to cheese factories will be regarded as milk sold off the farm.



SCHEDULE 3.—Productions of Agriculture in Orange Township, in the County of Montana, in the

Post Office: California Ave.



Name of Agent, Owner, or Manager.	ACRES OF LAND.			PRESENT CASH VALUE.		Total amount of wages paid during the year, including value of board.	LIVE STOCK, JUNE 1, 1870.								PRODUCE DURING THE YEAR.								
	Improved.	UNIMPROVED.		Of farm.	Of farming implements and machinery.		Horses.	Mules and Asses.	Milch Cows.	Working Oxen.	Other Cattle.	Sheep.	Swine.	Value of all live stock.	WHEAT.		Rye.	Indian Corn.	Oats.	Barley.	Buckwheat.	Rice.	Tobacco.
		No.	Woodland.												Other unimproved.	Dolls.							
1	2	3	4	5	6	7	8	9	10	11	12	13	14	15	16	17	18	19	20	21	22	23	24
Swainy A.	20	30		600	100			2					30	290		160		250					
Swainy J.	70	100		1300	1700	150	2	4	2		5	12		575		270		300	300				5000
Jackson S.	10	30		500	400	100	2	1	1				14	250		80		150	60				
Hampton R. W.	20	40		450	100	75	2		1		1	20		336		35		250					
Finley J.	60	100		1600	100		1	1	2		2	4	5	320				200	50				150
Brown G.	60	60		1500	150		2	1	1		1	7	14	340		150		375	80				
Fisher A.	20	20		400	100		2		1		1		10	210		100		375	40				500
Vaughan Jas.	100	154		3000	150		3		1	2	3	9	14	400		125		250					1500
Vaughan S. W. Dr.	40	20		500	100		1	1					8	300		125		150					
Vaughan J. L.	20	20		400	100		1		1		2	15	20	200		50		150					1400
Vaughan S. W. Dr.	30	30		600	150		2	1	1		1		20	245		80		200					1400
Vaughan S. E.	25	5		300	100		1		1	2	1		15	275		60		150					3200
Potter J.	20	20		400	120		2		1		1		15	200		50		250					800
Leav F.	20	60		800	75		3		1		1	10	10	295		50		250					
Brocky A.	40	100		1600	50		2	2	3		3	15	20	765		60		750					
Adams J.	80	60		1500	150		2		2		3	15	15	300				500					
Adams Jessiah	40	40		900	100		2		1					200		40		150					
Eckles R.	40	80		1500	100		1	2	3		4		40	450				750					
Smith J.	40	60		1000	100		2		1		1			120		180		500	40				
Alexander A.	30	90		1200	100		2		2		4	20	40	400		50		500	40				
Potter E.	40	40		400	100		2		1			4	5	400		50		150	40				
Smith H.	130	120		5200	300	120	2	4	3		5	35	35	855		865		1500					
Biggs P.	40	20		580	100		3	1	1				10	350		150		300	80				
Jackson J. B.	25	35		850	80		1	1	2				5	75		85		275					
Moore M. L.	40	40		1000	75		1	1					20	275		105		75					
Hickman J.	100	160		7500	300	100	10	6	4	2	10	100	100	1820		300		4000					
Brown R.	120	100		4000	150	200	2	4	2		2	30	60	900		200		1000					
Wray G.	115	560		7500	350	100	5	5	4		7	30	200	1350		200		500					
Wendy C. B.	60	30		950	100		1	1			1			260		50		160	200				
Stitt R.	40	80		1200	110		2		1		1			335		85		340	180				
Henderson H. H.	140	180		6000	300	100	7	6	4		9	50	60	1630		800		1000					
Crewitt R.	10	27		400	300		2		1		1		8	280		15		100					
Board J. W.	40	120		2000	100		3		2		1		5	340		55		400					
Walt J. G.	80	14		900	200		7		2		1	14	14	475		290		375					900
Reynolds D. A.	108	90		2000	150		1	2	2		3		9	330		300		375					
Metcalf J. W.	25	20		600	85		1	1	2				8	375		40		110					
Jackson J.	20	40		400	75		1		1		1	8	10	140		30		150					
Jackson E.	20	20		450	100		1		1		1			110		25		130					
Christine A.	40	40		800	100		1							100		180		325					
Reynolds H.	20	20		400	100		2	1	1			8	10	290		45		150					

1962807 630207320 945934860 67941675017141 4981 178691110 14150








SCHEDULE 3.—Productions of Agriculture in Lincoln Township, in the County of Hamilton, in the

Post Office: California No



1	ACRES OF LAND.			PRESENT CASH VALUE.		7	LIVE STOCK, JUNE 1, 1870.								PRODUCE DURING THE YEAR.									
	Improved.	UNIMPROVED.		Of farm.	Of farming implements and machinery.		Total amount of wages paid during the year, including value of board.	Horses.	Mules and Asses.	Milch Cows.	Working Oxen.	Other Cattle.	Sheep.	Swine.	Value of All live stock.	WHEAT.			Oats.	Barley.	Buckwheat.	Rice.	Tobacco.	
		Woodland.	Other unimproved.													Dolls.	Dolls.	No.						No.
2	3	4	5	6	7	8	9	10	11	12	13	14	15	16	17	18	19	20	21	22	23	24		
1	Godfrey G	30	50		800	50	80	1	1				10	210		90		100						100
2	Linsacker R	40	40		1000	50			2					210		90		100						150
3	Seaton S	40	40		800	100		2		2		3	2	186		25		180	80					
4	Bruce H	35	57		2300	300		4	2	2	5	4		995		200		500	30					
5	Reed L	47	30		1400	175		2		2		2	12	300		100		500	40					
6	Eldridge Wm	20	20		500	50		2		1			8	400		100		150	10					
7	Shibly J	60	60		1200	200			4	1			18	400		600		750	60					
8	Kicker G. H	130	261		6000	450	500	5	4	5		37		3525		900		2500						
9	Frost A.	30	40		800	30		2		4	2	4	3	425		75		400						
10	Windgate C.	14	36		1400	100		3		2		7	27	300		106		200	25					800
11	Carroll C.	10	30		400	80		2		1			8	225		35		250	20					
12	Adams S.	40	20		600	85		2		1			5	200		150		120	35					
13	English H.	50	140		2000	150		3		3		4	35	525		165		300	60					
14	Wildbrand A	100	50		2000	150	100	7	4	2	2	4	50	1000		400		250	240					500
15	Bruce F. J.	60	100		2000	175	100		3			1	15	400		150		250	100					
16	Williamson J.	40	60		1800	150		4		2		2	5	315		100		200	60					
17	Zuckhelt G.	35	45		1800	150		1		1			5	85		100		30	90					
18	Koppel G.	170	320		5000	300	250	7	6	4		9	10	1415		700		500	500					
19	Hardeman S.	75	75		1500	120	60	2		4	3	8		400		180		1000						450
20	Wiss J.	27	20		500	150		2		2		4	8	275		125		350	40					
21	Wittenberg T.	20	60		800	125		1	2	3		2	8	250		100		75	75					
22	Burkhardt W. J.	40	120		1600	100		1		2	2	1	6	310		165		100	60					
23	English W. J.	70	100		1700	200		5	2	4		11	22	700		440		250	20					
24	Higer G.	50	90		1200	150		2		1			5	200				50	150					
25	Swab J.	40	20		600	150		2		1		1	4	245		203		250	10					
26	Zerlinden Jm	55	107		1620	150		2	3	2		3	12	320		145		300	150					
27	Lewis J. R.	50	130		1800	150		2	2	2			11	490		100		300						
28	Nichols Peter	70	200		2700	300	75	7		3		5	11	550		5		450	80					
29	Wendland C.	20	20		400	150	15	4		2		4	6	35	550		364		4500	300				
30	Quinn W. J.	35	45		1000	35		2		2		1	12	125		40		450	200					1200
31	Schmayer Wm	45	35		800	100		2		2		2	15	260		180		100	60					
32	Henry Jm	40	90		1300	150		7		2		3	16	500		90		200						1200
33	Whitfield B.	20	100		1200	150		2		3		3	25	350		60		200	40					
34	English Boyd	100	20		1500	40		4	6	6	2	6		700		300		400	60					
35	Mansfield C.	140	251		3800	150		2	2	3	2	2		430		50		250						
36	Whitlock J. W.	35	45		700	80				1			15	260		80		300	50					1200
37	Mansfield Jm	65	100		1600	175	150	3		3		4		350		90		200	40					
38	Brayford Jm	45	35		1200	100		2	6	1		1	9	75		100		4500	100					
39	Alexander L.	80	100		2400	200		4	20	4		6	9	1500		150		300	80					
40	Bruce Jm	72	200		3000	200	100	6		2		3		730				600	100					

21463392 65,620,5,650, 1430, 112, 5093, 17, 140, 344, 1087, 20906 7.602 16415, 2915 5.500







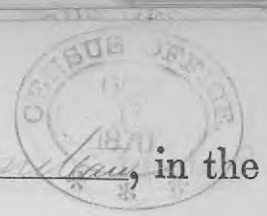








SCHEDULE 3.—Productions of Agriculture in Lincoln Township, in the County of Polk, in the State of Iowa, in the Post Office: California Mo.



1	Name of Agent, Owner, or Manager.	ACRES OF LAND.			PRESENT CASH VALUE.			LIVE STOCK, JUNE 1, 1870.							PRODUCE DURING THE YEAR.									
		UNIMPROVED.			Of farm.	Of farming implements and machinery.	Total amount of wages paid during the year, including value of board.	Horses.	Mules and Asses.	Milch Cows.	Working Oxen.	Other Cattle.	Sheep.	Swine.	Value of All Live Stock.	WHEAT.		Rye.	Indian Corn.	Oats.	Barley.	Buckwheat.	Rice.	Tobacco.
		Improved.	Wood-land.	Other unimproved.												Spring.	Winter.							
2	3	4	5	6	7	8	9	10	11	12	13	14	15	16	17	18	19	20	21	22	23	24		
1	Knight	40	40		850	100		1	1	2		1	12	4	300		110		325					
2	Shedler Ho.	60	60		1400	85		2	1	1		1		10	450		145		600	80				
3	Wagner C.	15	35		400	25		3		2		2		5	450		125		150					
4	Kriserius Ho. W.	40	80		1600	95		1	1	2		1		4	300		80		400	30				
5	Chit. Ho.	20	20		550	35		1	1	2		2		8	225		12		240	20				
6	Christian P.	56	50		3000	100		1	1	1		1		4	150		180		180	110				
7	Gilson S. J.	34	40		1100	180		2		1		1		3	400		80		240	15				
8	Sherman S.	21	19		450	300		1	2	1		1		3	445		34		200					
9	Sailing Ho.	14	26		450	100		2		1		2		9	350		31		150	10				
10	Wood Jm.	30	20		800	50		2		2		1		11	300		40		200					
11	Shedler L. W.	30	60		1200	40		2	1	2				2	400		60		300					
12	Kennedy L.	20	20		600	35		2		4		7		20	240		200		200	60				
13	Moore P.	160	240		4000	250		5	1	3	2	2	40	55	1200		300		250	200				
14	Gilson S. S.	25	55		800	100		2		2		2		8	240		100		720	60				
15	Dearing B.	25	115		3000	350	100		4	2		1	35	20	525		400			500				
16	Dearing Jm.	45	368		2000	350	100	2		2	2	2	20	20	250		218		300	75				
17	Dearing A. W.	35	195		2000	300		1	2	2			15	28	460		265		250	20				
18	Dearing D. P.	20	100		1200	100		2	2	1				1	225		45		150					
19	Dearing E.	16	27		600	50		2	1	1		5		2	330		18		200	10				
20	Sentry Ho.	75	165		3000	100		3		4		8		20	410		150		300	100				
21	Koffler J. Ho.	60	100		2000	150		5	4	4	4	2	18	60	750		300		350	100				
22	Smith A.	40	80		800	100	20	4		3		1	8	15	300		125		450	150				
23	Licinus J.	10	30		400	100		2		2		3		11	385		15		350	20				
24	Yates Ho.	100	100		4000	200	30	5		1		2		20	550		90		75	150				
25	Clark F.	100	120		4000	300	40	3	1	3		3	12	10	500		200		250	100				
26	Karopp J.	80	130		3000	100	50	5	1	2		2	15	15	600		204		500	150				
27	Wood Wash.	105	115		4000	300	100	3	1	5	4	1		20	600		150		250	100				
28	Blackburn J. A.	100	140		4000	70	100	3	2	4		6	18	24	860		400		500	200				
29	Charles G. Ho. D.	180	250		4200	400		9	4	3		1	30	40	1500		500		300					
30	Charles R.	40	80		1600	100		1	1	1		2			300		100		4500	25				
31	Knobles Ho.	70	70		2800	800		8		2		1		20	900		500		200	10				
32	Snodgrass D.	20	30		1000	100		1		1		1			150		20		750	180				
33	Wood A.	25	95		1000	100		2	1	2		10	5	10	250		140		50					
34	McBusick J.	100	40		5000	400	150	6	2	5		7	17	27	1200		46		500	200				
35	Spencer F.	100	206		9000	350	300	6	1	2		2	38	35	1100		400		150	700				
36	English L. M.	80	40		3000	100		1	4	1				80	850		400		500					
37	Pittor B.	20	20		400	75		2		1				9	250				175	20				
38	Hampton D.	15	25		400	100		1		1				12	175				100	40				
39	Dickens Jr.	30	30		800	25		1		1				13	200				200	10				
40	Poland Ho.	20	30		400	50		3		1				2	400				300	20				

20963546, 81,900-655, 990+09-40 80, 10, 84, 28367 8-17-90 6327 128053675  
 80,900-6555- 108 679, 19450.



State of Mo., enumerated by me on the 28<sup>th</sup> day of August, 1870.

Geo. H. Fountain, Ass't Marshal.

YEAR ENDING JUNE 1, 1870.

Cotton.	Wool.	Peas and Beans.	POTATOES.		Orchard products.	Wine.	Produce of Market Gardens.	DAIRY PRODUCTS.				SEED.		Hops.	Remp.	Flax.	Flax-seed.	Silk cocoons.	SUGAR.			BEES.		Forest products.	Value of Home Manufactures.	Value of animals slaughtered or sold for slaughter.	TOTAL VALUE.			
			Irish.	Sweet.				Butter.	Cheese.*	Milk sold.	Fay.	Clover.	Grass.						Maple.	Cane.	Molasses.	Wax.	Honey.					Dolls.	Dolls.	Dolls.
Bales (450 lbs.)	Lbs.	Bush.	Bush.	Bush.	Dolls.	Gallons.	Dolls.	Lbs.	Lbs.	Gallons.	Tons.	Bush.	Bush.	Lbs.	Tons.	Lbs.	Bush.	Lbs.	Lbs.	(1,000 lbs.)	Gallons.	Lbs.	Lbs.	Dolls.	Dolls.	Dolls.	Dolls.			
25	26	27	28	29	30	31	32	33	34	35	36	37	38	39	40	41	42	43	44	45	46	47	48	49	50	51	52			
			8					100			3															50	350	1		
			10				10	100			3										10			10	50	400	2			
			5					50			2															40	375	3		
			10					40			1										13			10	50	425	4			
			10				15	80			2															25	375	5		
			5					60			3															25	300	6		
			10		20		15	100																		35	320	7		
			10		10		20	100			1															25	320	8		
			20		30		20	100																		40	240	9		
			10				20	100																	10	50	320	10		
			15		20		25	75																		40	140	11		
			40				25	80																		80	350	12		
	80		60		50		25	350			7															300	560	13		
			20				25	150																		10	180	14		
	110		30				25	150			8														10	400	700	15		
	16		16				25	150																		135	610	16		
	40		7		30		25	200			3														30	225	220	400	17	
			10		25		5	100			2																80	300	18	
			20		30		5	50																			90	290	19	
	20		18				25	100																		30	135	400	20	
	18		25				16	100			1															20	125	160	600	21
	40		40		30		20	150			2															30	100	680	22	
								25																				20	400	23
	30		50		50		30	150			3														30	40	80	840	24	
	20		30		100		20	200			4														40	40	75	755	25	
	20		40		100		20	150			5														30	30	100	940	26	
	40		50		100		30	150			10															120	50	300	975	27
	30		10		20		25	50			8																150	1020	28	
	100				100		30	300			10																50	200	1050	29
								10																				25	400	30
								200			10																40	150	985	31
								50																				50	350	32
								60																				50	500	33
	40		20		50		25	100			8															40	300	480	34	
	135		20		50		25	100																				800	1285	35
	10							100			4																	75	680	36
			10																									40	400	37
			15																									80	300	38
			20																									60	230	39
			10																									25	385	40

679 674 840 55,141.30 98 381 41 4760 20.630

\* This will include only such cheese as is made upon the farm. Milk sent to cheese factories will be regarded as milk sold off the farm.







State of Ohio, enumerated by me on the 30<sup>th</sup> day of August, 1870.

Geo. H. Mountain, Ass't Marshal.

YEAR ENDING JUNE 1, 1870.

Cotton.	Wool.	Peas and Beans.	POTATOES.		Orchard products.	Wine.	Produce of Market Gardens.	DAIRY PRODUCTS.			SEED.			Hops.	Hemp.	Flax.	Flax-seed.	Silk cocoons.	SUGAR.			BEES.		Forest products.	Value of Home Manufactures.	Value of animals slaughtered or sold for slaughter.	TOTAL VALUE.		
			Irish.	Sweet.				Butter.	Cheese.*	Milk sold.	Hay.	Clover.	Grass.						Maple.	Cane.	Molasses.	Wax.	Honey.					Dolls.	Dolls.
Rates (50 lbs.)	Lbs.	Bush.	Bush.	Bush.	Dolls.	Gallons.	Dolls.	Lbs.	Lbs.	Gallons.	Tons.	Bush.	Bush.	Lbs.	Tons.	Lbs.	Dush.	Lbs.	Lbs.	Hhds. (1,000 lbs.)	Gallons.	Lbs.	Lbs.	Dolls.	Dolls.	Dolls.	Dolls.		
25	26	27	28	29	30	31	32	33	34	35	36	37	38	39	40	41	42	43	44	45	46	47	48	49	50	51	52		
1			15		50		20	100				3														70	340	1	
2			12		100		20	150				1														20	140	2	
3			40		50			200				4										40				100	600	3	
4	40		30		100		80	100														30				80	700	4	
5	30		20		40		40	50														10				70	640	5	
6			20		10		20	100				3										20				70	400	6	
7			10				20	100				2														100	400	7	
8			5					20																		25	100	8	
9	20		20				20	100				4										30				120	497	9	
10	30		15				20	100				4										25				120	480	10	
11	20		5				20	100				1										25				50	453	11	
12			7					75																		25	305	12	
13	40		50		50		20	200				4										20			50	200	850	13	
14			20					50				2										15				200	680	14	
15			9					60																		30	260	15	
16			25				30	200														20				150	800	16	
17			6				30	40				1														50	440	17	
18	20		60					100				2										25			20	250	885	18	
19			15					10																			25	275	19
20	30		20				5	100														30			20	50	218	20	
21	35		40		30		30	100				2										17			30	100	500	21	
22	35		40		30		30	100				4										25			40	100	860	22	
23	50		50		30		20	200				5													40	100	700	23	
24	40		20		20		10	100																	30	100	570	24	
25			10					35																			25	300	25
26	10		20		18		10	100														20			30	80	440	26	
27	50		12				10	100																	40	200	1000	27	
28	25		10				10	100																	40	200	860	28	
29	40		5				30	150				1										8			20	100	685	29	
30								40																	10	30	340	30	
31	40		50				20	100				4										20			25	150	540	31	
32	30		30				30	100				4										20			25	100	875	32	
33	40		15				20	200				6													150	110	980	33	
34	20		20				30	100																	70	70	384	34	
35			15				10	75																	40	40	486	35	
36			40					70																	10	45	389	36	
37			15				5	100				4															25	320	37
38	80		10				30	150				3													50	200	875	38	
39			45				20	100																	20	40	761	39	
40	10		30				10	100																		80	434	40	

749 911 528 6604235 66 410 7803850 21976

\* This will include only such cheese as is made upon the farm. Milk sent to cheese factories will be regarded as milk sold off the farm.



SCHEDULE 3.—Productions of Agriculture in Lincoln Township, in the County of Montgomery, in the Post Office: California



Name of Agent, Owner, or Manager.	ACRES OF LAND.			PRESENT CASH VALUE.		Total amount of wages paid during the year, including value of board.	LIVE STOCK, JUNE 1, 1870.								PRODUCE DURING THE YEAR.									
	Improved.	UNIMPROVED.		Of farm.*	Of farming implements and machinery.		Horses.	Mules and Asses.	Milch Cows.	Working Oxen.	Other Cattle.	Sheep.	Swine.	Value of ALL live stock.	WHEAT.		Rye.	Indian Corn.	Oats.	Barley.	Buckwheat.	Hops.	Tobacco.	
		Wood-land.	Other unimproved.												Dolls.	Dolls.								Dolls.
1	2	3	4	5	6	7	8	9	10	11	12	13	14	15	16	17	18	19	20	21	22	23	24	
1. <u>Amman J. S.</u>	141	39		1000	100	30	2		2					200		90		200						
2. <u>Amman W. H.</u>	85	100		1500	80	25	3	1	4		5	20	30	575		120		300	150					
3. <u>McDaniel E.</u>	80	70	20	2000	150	70	2	2	3		4	15	13	480		170		500	150					
4. <u>Job. B.R.</u>	55	45		1000	50	30	3	1	3		3	30	22	400		220		300	50					
5. <u>Duncan M. W.</u>	60	100		2000	100	50	2	1	2		1	8	7	575		165		400	40				1000	
6. <u>Duncan W.</u>	30	20		1200	100	30	2	1	1			8	25	350		80		200	50					
7. <u>Eder J.</u>	40	40		1000	150	30	2		1		5		4	220		122		150	90					
8. <u>Kannah Thos.</u>	80	10		800	100	100	4	1	2			20	10	650		125		200	100					
9. <u>Johnston Wm.</u>	40	20		700	150	20	2	1	2		2	15	7	400		400		100	50					
10. <u>McDaniel W.</u>	20	40		2000	150	500	2	1	3			20	10	350		10		400						
11. <u>Whilden J. S.</u>	30	50		800	150	30	2		1		1			235				300	118					
12. <u>Nelson J.</u>	40	40		800	100	40	1		1		1			85		10		100	50					
13. <u>Harris Wm.</u>	40	40		800	50	30	3	1	1		1	7	2	400		50		200	60					
14. <u>Rainey J.</u>	30	50		700	40	10	2		1		1		10	225		100		80	50					
15. <u>Lawson W. D.</u>	40	60		1200	50	30	4		3		2	10	15	400		80		100	60					
16. <u>Johnson J. S.</u>	25	30		1000	100	20	2		1					200		30		150	30					
17. <u>Lawson E.</u>	20	20		800	100	10	2		1		1	11	12	450		200		150	100					
18. <u>Johnson J. V.</u>	75	45		800	150	10	2	2	2		2	10	20	460		100		400	25					
19. <u>Howard J. D.</u>	40	20		1000	100	20	2		1		2	11	6	380		150		300	30					
20. <u>Howard W.</u>	60	120		800	150	30	5	2	2	2	2	20	4	800		150		250	50					
21. <u>McDaniel C.</u>	80	80		1200	100	10	2		2		1	8	14	400		150		150	50				300	
22. <u>McDaniel H.</u>	40	20		800	10		2		1				8	200		117		50	75				200	
23. <u>Wares H.</u>	20	20		450	20		2		1		2		17	300		100		200	30				1100	
24. <u>Radford H.</u>	30	50		650	100		2		2		1		9	250		110		250	81					
25. <u>Howard F. H.</u>	120	160		2800	100	75	5	3	3		4	35	20	950		350		650	100					
26. <u>Howard J. A. J.</u>	30	50		1200	100		2		1		1	5	12	290		260		100						
27. <u>Smith B.</u>	50	30		500	100	6	3		1			10	10	250		62		350	80					
28. <u>Kelly J. H.</u>	40	40		850	50	10	2	1	1		1	12		160		125		100						
29. <u>Wardlaw F.</u>	70	250		2500	100	30	7		4		8	35	40	875		278		1000	100					
30. <u>Wardlaw J.</u>	30	10		400	100	40	1		1		1		6	140		40		85	200					
31. <u>Pitts B.</u>	50	230		3000	150	50	2	2	2		1	7	16	450		238		100	50					
32. <u>Shelton J.</u>	60	100		2000	400	75	5		3		7	13	14	675		270		200	100					
33. <u>Ellis Jm.</u>	80	40		1500	100	50	3	2	3		4	22		400		200		250	400				400	
34. <u>Wingspinner J.</u>	60	60		1600	150	50	5		2		2	24	18	550		300		500	100					
35. <u>Wardlaw H.</u>	35	45		600	100		2		1		2	14	14	250		180		500	50					
36. <u>Ellis Jm.</u>	40	120		800	150	50	4		2		2	4	10	400		415		150	20					
37. <u>Wardlaw C. B.</u>	40	80		1600	100		2		1		1	5	9	300		180		225						
38. <u>Franking Jm.</u>	60	40		1200	200	25	7		2		5	18	20	800		400		250	100					
39. <u>Wardlaw W.</u>	60	40		1500	175		2	4	3		3	25	16	500		190		250	150					
40. <u>Radley H.</u>	40	120		500	100	30	1	3	1		2	3	28	300		238		80	50					

19762574 204785045251596 113 28 71 2 84 458 48 916155 6663 101202919 3000



State of Pa., enumerated by me on the 30th day of August, 1870.  
*Geo. H. Hamilton*, Ass't Marshal.


YEAR ENDING JUNE 1, 1870.

Cotton.	Wool.	Peas and Beans.	POTATOES.		Orchard products.	Wine.	Produce of Market Gardens.	DAIRY PRODUCTS.				SEED.			SUGAR.				BEES.		Forest products.	Value of Home Manufactures.	Value of animals slaughtered or sold for slaughter.	TOTAL VALUE.					
			Irish.	Sweet.				Butter.	Cheese.*	Milk sold.	Hay.	Clover.	Grass.	Hops.	Hemp.	Flax.	Flax-seed.	Silk cocoons.	Maple.	Cane.					Molasses.	Wax.	Honey.		
Bales (450 lbs.)	Lbs.	Dush.	Bush.	Bush.	Dolls.	Gallons.	Dolls.	Lbs.	Lbs.	Gallons.	Tons.	Bush.	Bush.	Lbs.	Tons.	Lbs.	Bush.	Lbs.	Lbs.	Hhds. (1,000 lbs.)	Gallons.	Lbs.	Lbs.	Dolls.	Dolls.	Dolls.	Dolls.		
25	26	27	28	29	30	31	32	33	34	35	36	37	38	39	40	41	42	43	44	45	46	47	48	49	50	51	52		
	25		15				20	100																		10	200	1	
	20		10		50		20	200			10										10					100	700	2	
	60				40		20	150			4										30					120	650	3	
	30		15				20	150													70			30	100	680	4		
	35		40		50		25	200													30				50	120	865	5	
			10					80																		35	480	6	
			20		20		20	100			1														20	100	400	7	
	57		40		100		30	200																	40	100	540	8	
			20		10			80																		50	485	9	
	40		30		150		20	100			1														40	100	500	10	
			20				5	85																		40	485	11	
			15				20	100																		20	30	250	12
	30		20		20		40	150			2										40				30	50	400	13	
	15		30				20	100																		40	200	14	
	30		20		40		10	150			3										30				40	50	340	15	
	20		30				15	200			1										30				30	60	440	16	
	31		15		10		15	100													20				60	100	500	17	
	13		50				20	100			2															60	380	18	
	30		40				20	200			3										30				20	150	500	19	
	25		7		20		25	100			2										25				40	140	625	20	
	24						20	75			1										15				30	100	475	21	
			10				10	75			1														10	100	300	22	
			15				5	100																			25	380	23
			30					30																		40	575	24	
	75		30				20	100			2										50				40	200	816	25	
			10					85																		40	480	26	
	35		20				20	100													40				15		200	27	
	25		20				20	100													10				15		260	28	
	80		60		100		30	200			5										50				100	300	1400	29	
	12		30				20														10				10	50	200	30	
	12		15		50		20	200			4										15				100		575	31	
	20		40		40		30	150			10										40				10	150	680	32	
	40		40		75		20	100			1										20					75	700	33	
	50		40				20	200			3														20	200	850	34	
	20		20				20	100																	10	60	480	35	
	10		5				20	200			1										15				100		500	36	
			10		30		10	100																		40	380	37	
	35		20				20	100													6					150	600	38	
	40		40				30	150																	100	130	240	39	
	10		3				20	100			6										20				70		540	40	
943			935		825		780.4810				59									635					7803515	20556			

\* This will include only such cheese as is made upon the farm. Milk sent to cheese factories will be regarded as milk sold off the farm.



SCHEDULE 3.—Productions of Agriculture in Lead Township, in the County of Monteclair, in the Post Office: California Ave.



1	ACRES OF LAND.			PRESENT CASH VALUE.			LIVE STOCK, JUNE 1, 1870.								PRODUCE DURING THE YEAR.										
	Improved.	UNIMPROVED.		Of farm.	Of farming implements and machinery.	Total amount of wages paid during the year, including value of board.	Horses.	Males and Asses.	Milk Cows.	Working Oxen.	Other Cattle.	Sheep.	Swine.	Value of All Live Stock.	WHEAT.		Rye.	Indian Corn.	Oats.	Barley.	Buckwheat.	Rice.	Tobacco.		
		No.	Wood-land.												Other unimproved.	Dolls.								Dolls.	Dolls.
2	3	4	5	6	7	8	9	10	11	12	13	14	15	16	17	18	19	20	21	22	23	24			
1	80	180		4800	100	50	4	2	1		5	35	7	660		300	1000	100							
2	80	80		2000	150	75	2		4		6	30	20	600		60	500	100							
3	60	80		1500	150	30	2	1	2		2	6	16	420		146	100	100							
4	40	40		800	50		2		1			2	2	200		50	100	50							
5	60	20		1000	100	10	4		1			6	16	500		143	200	50							
6	35	35		800	150	20	3		2		2	3	9	480		100	80								
7	40	40		800	150	25	1	3	1		4	3	7	400		170	100	50							
8	100	60		2000	200	100	6	3	5		8	25	20	800		170	500	100							
9	60	180		2000	200	50	6		2		4	15	40	700		300	250	150							
10	60	60	200	3000	200	75	6		3		1		40	640		250	250	150							
11	35	45		1000	100		5		4		4		7	500		80	50	40	8						
12	60	300		3600	150	25	4		4		5	10	18	600		145	250	25	35						
13	25	55		800	100	10	4		3		3	12	11	500		150	200								
14	100	200		4000	150	50	6		3		3	8	20	1100		300	100	100							
15	100	300		8000	300	75	3	4	3	2	6	10	12	900		127	500	300							
16	50	100		2000	100	50	3	2	2		5	4	7	500		189	300	100							
17	40	40		1800	100	10	1		2		1	1	4	250		180	150	100							
18	50	150		3000	200	50	4		2		4	30	31	840		220	250	100							
19	40	40		1500	50	10	1			2			12	80		133	200								
20	60	20		2000	50	25	5		3		3	18	30	580		133	200	150							
21	120	40		3000	200		7		8		56	54	8	1600		420	75	130							
22	45	35		2000	350	20	5		1		1	2	7	600		40									
23	30	50		1000	100		2		2		2	24	4	200		150	300	80							
24	40	60		1400	100		2		2		1	20	6	200		80	100	200							
25	40			400	80		1		1				4	140		20	80								
26	30	20		800	100		2		1				4	200		100	280	110							
27	80	20		2000	300	200	5		4		4	3	13	700		400	300	260							
28	40	20		500	25	50	2	4	2		5	20	8	100		53	40	200							
29	200	100		5000	300	400	3		8		5	40	16	500		300	400	600							
30	480	340		29000	400	200	4		3		9	200	5	800		500	500	500							
31	60	60		1000	100	50	4		2		3	10	10	500		100	400	100							
32	50	70		1500	100	20	2		1		4	15	20	450		100	300	200							
33	80	60		2000	100	50	4	2	3		6	10	30	500		220	450	300							
34	120	100		5000	300	100	8	1	4		9	20	42	1000		480	500	200							
35	60	100		2500	200	50	6	1	2		10	15	37	715		275	450	105							
36	50	100	160	4000	100	30	4		3		4	33	10	1050		120	500	160							
37	30	90		1500	50		2	5	2		3	8	9	400		100	300	200							
38	150	200		5000	200	50	8	1	3		9	40	35	900		400	500	300							
39	80	100		3000	100	40	6	1	4		4	30	25	680		200	450	108							
40	40	40		1500	50		2	X	2		1		11	450		134	200								

2993642 3691096096 1051000 15130106 420277062623165 7538 11405512 43







SCHEDULE 3.—Productions of Agriculture in Linn Township, in the County of Montana, in the Post Office: California Mea



Name of Agent, Owner, or Manager.	ACRES OF LAND.			PRESENT CASH VALUE.		Total amount of wages paid during the year, including value of board.	LIVE STOCK, JUNE 1, 1870.								PRODUCE DURING THE YEAR.								
	Improved.	UNIMPROVED.		Of farm.	Of farming implements and machinery.		Horses.	Mules and Asses.	Milch Cows.	Working Oxen.	Other Cattle.	Sheep.	Swine.	Value of all live stock.	WHEAT.		Rye.	Indian Corn.	Oats.	Barley.	Buckwheat.	Rice.	Tobacco.
		No.	Wood-land.												Other unimproved.	Dolls.							
1	2	3	4	5	6	7	8	9	10	11	12	13	14	15	16	17	18	19	20	21	22	23	24
James Jas.	80	50		2500	80		7		5	53	20	31	1570		32		830	100					
Hayes J. W.	15	20		800	25		4		2	14	6	8	777		70		200	70					
Smith J. W.	60	141		3000	150		4	2	2	4		6	400		450		100	100					
Yarnall H. A.	200	60		7000	380		3		3	12	1	27	500		120		500	850					
Quilley H. J.	48	20		1500	70		2		1	10		5	80				400	160					
Francis Thos.	30	60		1000	90		1		1	1	27	13	175		165		100	80					
Wheeler M.	20	30		600	100		2		2	3	10	7	200		50		100	80					
Almer W.	30	50		800	50				2	1		3	18	5	205		100	200	60				
Ward A. J.	105	95		6000	200		2		3	13	20	42	560		380		860	348					
Newton L.	85	95		4000	350		4		2	5		20	640		405		1000	480					
Richard P.	60	100		1500	60		3		2	4	8	30	340		180		450	100					
Proctor B.	20	20		600	10		2		1	3	4	8	185		60		150	25					
James J.	100	200		3000	100		6		1	3	8	5	10	800		20		150	30				
Holmrich F.	60	100	80	3500	450		4		6	3	9	4	10	1800		30		600	150				
Thomas J.	80	120		2000	180		6		4	13		30	950		150		400	150					
Remond H.	30	10		400	100		2		1	1		10	9	250		120		250					
Poge J.	100	140		2000	150	10	3		2	2	5	30	400		200		500	100					
Graydolph J.	40	26		4000	100		1		2	3		16	160		45		25	60					
Bady W.	40	40		800	100	20	2		1	4	2	3	24	500		158		400	50			200	
Slavens D. F.	20	20		400	85		4		1	1		5	500		67		100						
Stephens J. H.	260	100	420	7000	600	100	4		8	4		40	160	1200		600		1000					
Jackson C.	20	20		400	80		1		1	1		2	100		80		150	60					
Smith D.	50	30		800	100		2		1	2		1	250		60		500	300					
Brown J. H.	65	85		1500	100	50	4		2	2		15	390		150								
Smith J. W.	50	120		1700	60		4		2	3	5	5	23	1000		396		500	250				
Smith R. D.	25	15		500	45		1		1	2			355		100		200						
Coff M.	115	115		3000	200	250	3		2	2		15	750		600		250						
Remond J. P.	110	300		4000	400	300	1		5	3	4	4	30	40	800		100		1500	400			
McClannahan	40	57		1500	100	10	3		2	2	14	18	560		194		500						
Allen S.	20			450	100	10	2		2	3	9	20	460		86		500						
McClannahan J.	30	30		1000	150	20	2		2	2	24	20	350		68		750						
Powell S.	20	20		500	80		2		2	1	8	11	250		31		200						
Rimell J.	200	200		10000	50	10	2		2	2		15	305		150		750						
Wiles M.	15	20		250	50		2		3	4		15	315		40		750						
Richard Thos.	40	80		1000	100	30			3	3	13	4	15	550				1500					
Lyth H. J.	50	20		2500	105	100	4		2	2		40	700		150		200	100					
Mezey M.	60	20		1800	50		2		2	2		5	350										
Hampton W.	55	25		2500	100	30	4		1	3	3	20	20	800		200		750	100				
Bass W.	50	30		1250	80	10	1		1	1	1	6	15	40		100		600	75				
Rimell J. H.	40	38		2000	150	40	2		1	2	3	10	20	500		140		750	80				

2568288451097500553010901123788 8 223338 8112034 6141 187154474 200  
 2642 89500 5490 213 21039



















State of *Missouri*, enumerated by me on the *38<sup>th</sup>* day of *September*, 1870.

*Henry H. Simpson*, Ass't Marshal.

YEAR ENDING JUNE 1, 1870.

1	2	3	POTATOES.		Orchard products.	Wine.	Produce of Market Gardens.	DAIRY PRODUCTS.			SEED.		Hops.	Hemp.	Flax.	Flax seed.	Silk cocoons.	SUGAR.		BEES.		Forest products.	Value of Home Manufactures.	Value of animals slaughtered or sold for slaughter.	Estimated value of all farm products, including terms and additions to stock.	TOTAL VALUE.	1	
			Irish.	Sweet.				Butter.	Cheese.*	Milk sold.	Clover.	Grass.						Maple.	Cane.	Molasses.	Wax.							Honey.
			10		25			100			3													200	450	1		
																									100	500	2	
			180					70																125	1100	3		
	60		50		75			150			12													500	2200	4		
			40		10			150			25											100		150	1700	5		
			20					100														25		50	300	6		
	200				10			100			20													200	1200	7		
								50			5													150	450	8		
	40		20		5			200			75										40			150	1000	9		
	100		40		25			300																100	1700	10		
	40		40		5			100													40			100	700	11		
			50		25			180																20	200	12		
			10		40		15	200			4										40			50	450	13		
			30		40			250			4													200	700	14		
					25			150			10										25	30		300	900	15		
	12		30	5				50			4													100	400	16		
	600							100			100												200	1500	5000	17		
			50		50			100			6											100	300	200	1100	18		
	35		15		25			300			3										40		25	20	150	800	19	
																										200	20	20
	40		10		20			100			1										20			20	150	700	21	
	12		10		5			75																10	50	250	22	
	42		25					100																15	150	700	23	
								50																	50	800	24	
	19		15					75			3														200	600	25	
	25		50					60													70		30	40	120	1000	26	
								100			2												275		75	1400	27	
	40		30		20			100			15										82			50	100	800	28	
			10					100			5												20		250	900	29	
			20					50															30	18	100	300	30	
	50		10		25			150													35		80		50	550	31	
	20				25			100													20			50	75	300	32	
	30		5					75			2										10	25	25	50	300	33		
	35		10	4	75			100			5										40	50	70	15	75	650	34	
	20		5					75													33		75	20	30	350	35	
	18							30																20	20	200	36	
	22		10	4				30													6		20		40	200	37	
	60		10					200			4										40		60	35	125	750	38	
	15		5					75																10	25	200	39	
	25		5					100			1										15		15	10	100	450	40	
	1560		815	13	500		15	4205			209										576		350	2980	358	6160	21450	

\* This will include only such cheese as is made upon the farm. Milk sent to cheese factories will be regarded as milk sold off the farm.



SCHEDULE 3.—Productions of Agriculture in *Moran Township*, in the County of *Montana*, in the Post Office: *California*



Name of Agent, Owner, or Manager.	ACRES OF LAND.			PRESENT CASH VALUE.		Total amount of wages paid during the year, including value of board.	LIVE STOCK, JUNE 1, 1870.								PRODUCE DURING THE YEAR.									
	Improved.	UNIMPROVED.		Of farm.	Of farming implements and machinery.		Horses.	Mules and Asses.	Milch Cows.	Working Oxen.	Other Cattle.	Sheep.	Swine.	Value of ALL live stock.	WHEAT.		Rye.	Indian Corn.	Oats.	Barley.	Buckwheat.	Rice.	Tobacco.	
		No.	Wood-land.												Other unimproved.	Dolls.								Dolls.
1	2	3	4	5	6	7	8	9	10	11	12	13	14	15	16	17	18	19	20	21	22	23	24	
1 Stealy Wm	50	130		3600	50	220	4		1	2	31	9	450		200		250	100						
2 Miller John H	40	40		1600	50	25	3		2	1	23	13	450		210		300	100						
3 Gunter James G	45	150		4000	75	25	6		4	5	20	9	700		50		200	100						
4 McPherson G.W.	40	33		1600	25		2		3	2	12	13	450		63		200	183						
5 Worthley James R	40	39		2400	50		5	2	1	3	20	10	500		100		250							
6 Gist Benjamin	70	40		2600	50		6		5	5	30	13	750		50		200	300						
7 Fletcher John	100	50		4000	150		2		4			10	400											
8 Bagle Mrs B	40	35		1600	50		2		1	1		9	300		100		200	100						
9 Insley J	35			9	10		2		2		2	7	160		60		100							
10 McGill A.G.	40	60		3000	50	100	2		3	5		3	300		50		25	160						
11 Trukey Isaac	90	70		3500	100		2		2	5		18	400		125		500	30						
12 Wilson Jobe L	25			8	50		3		3		20	7	200				50	50						
13 Pettigrew George	60	60		2500	100		3		3	4	30	11	600		200		150	200						
14 Gist William	20	40		200	100		4		3	5	7	10	500				40							
15 Medlin Nicholas	35	25		1000	100		5		4		15	12	500		100		100	150						
16 Medlin Wm H	35	45		1600	50		3		3	1		18	350				150	50						
17 Nuptigroo John	5			R	10		2		1				175				50							
18 McDanold Wm	10	70		400	10		1	1	2			21	200											
19 Hase Johnathan	20	80		1000	25		1		1	1	15	5	20		150		100							
20 Boggs Roland C	30	75		2000	10		4		2	2		5	300		50									
21 Clark John C	25	65		1000	75	172	3		4	2		10	300		100		250							
22 Clemens John	10			R			3		1			10	250				50	50						
23 Kenny Patrick	10	30		400	50		3		3	4		15	300		50		100							
24 Scott Johnathan	30	90		2000	100		4	1	4				400		100		800	150						
25 Rainaugh W.H.	40			R	75		4		2	1	60	7	500				200	400						
26 Johnson Jacob	80	20		1400	700		2		1			15	300											
27 Strong Eli	60	40		3000	200		2		2				200		80		50	50						
28 Hyatt Wm R	60	100		5000	100		5		2	2	18	10	500				400	200						
29 Howard G.B.	20			R	50		3		5		25	10	450		50		200							
30 McPherson J.B.	75			R	150	200	7		2			10	400		450		100	200						
31 Waymire Fred	40	20		1800	100		3		2	6	10	6	400											
32 Voev. Witton	30	70		3000	100		3		3	3	15	8	300				100							
33 Gish George	50	160		4000	150		2	1	4	3	20	6	300		100									
34 Springer Joseph	40	60		2000	100	175	4		2			14	400		150		150	150						
35 Farnall Cyrus	50	30		1800	50		3		4	2		10	40		190		100	150						
36 Robinson Geo	250	250		10,000	400	400	5	2	2		10	30	600		100		400							
37 Farnall James	65			R	150	275	4		5	7	4	12	650		270	100	100	400						
38 Brown Wm D	30				100		2		1	2	1	2	300		100		200	150						
39 Jones Wm C	40			500	100		2		4	3		6	250		130		200	300						
40 Aundenberg Geo	80	30		2000	200		2	4	1	8		15	600		125		400	300						
	1915	2007		74400	3465	1572	126	9	107	2	84	23	866		2568	100	6565	4123						



State of *Missouri*, enumerated by me on the *6<sup>th</sup> 7* day of *September*, 1870.

*Henry H. Simpson*, Ass't Marshal.

YEAR ENDING JUNE 1, 1870.

Cotton.	Wool.	Peas and Beans.	POTATOES.		Orchard products.	Wine.	Produce of Market Gardens.	DAIRY PRODUCTS.			SEED.			SUGAR.			BEES.		Forest products.	Value of Home Manufactures.	Value of animals slaughtered or sold for slaughter.	Estimated value of all farm produce on hand and additions to stock.					
			Irish.	Sweet.				Butter.	Cheese.*	Milk sold.	Hay.	Clover.	Grass.	Hops.	T Hemp.	Flax.	Flax-seed.	Silk cocoons.					Maple.	Cane.	Molasses.	Wax.	Honey.
25	26	27	28	29	30	31	32	33	34	35	36	37	38	39	40	41	42	43	44	45	46	47	48	49	50	51	52
	50				25			50			8										30	125		10	200	650	
	50		10					100																50	125	650	
	25		20		15			250			8												70	40	125	550	
	22		15					100													25	65	10	100	400		
	50		60		5			100			5										45			180	500		
	60				10			200			8										15	200	40	100	600		
																										400	
			10					50			8										30			30	500		
	260		20					100													20			50	300		
			20		25			150			5										20			25	200		
			50		40			50													60			60	400		
	15							50																10	100		
	40				25			150			5										30			100	100	600	
	15							150													15			10	15	150	
	22		30		10			150													15			10	50	250	
								150																	80	150	
								50																	50	100	
			10					50																10	40	80	
	20				20			50													20			25	60	300	
					15			50													35			80	200		
								150													25			60	300		
			10					50													10			80	150		
			50					100																		200	
			100					200													50			150	600		
	80																				10			60	325		
																										400	
								50			25															300	
	25		50		200			100			10													10	80	500	
	10							150													25			25	125	300	
			25		200			100			5										60	50	25	170	900		
	8		50					100													15			50	100		
	40		50		25			25			30										30			50	100	300	
	50				20			100			25													100	300		
					60			150			3										100			100	350		
			100		40			125			6										30			100	500		
			25		500			300			100													30	500	1500	
					100			200			6										20			200	875		
			15																		25			30	280		
			10					150			20													100	550		
					5			75																150	600		
	852		920		1140			4475			277										760	650	445	8385	16210		

\* This will include only such cheese as is made upon the farm. Milk sent to cheese factories will be regarded as milk sold off the farm.







State of Missouri, enumerated by me on the 7th 8th day of September, 1870.

Henry G. Simpson, Ass't Marshal.

YEAR ENDING JUNE 1, 1870.

Cotton. Bales (450 lbs.)	Wool. Lbs.	Peas and Beans. Bush.	POTATOES.		Orchard products. Dolls.	Wine. Gallons.	Produce of Market Gardens. Dolls.	DAIRY PRODUCTS.			Hay. Tons.	SEED.		Hops. Lbs.	Hemp. Tons.	Flax. Lbs.	Flax-seed. Bush.	SILK cocoons. Lbs.	SUGAR.			BEES.		Forest products. Dolls.	Value of Home Manufactures. Dolls.	Value of animals slaughtered or sold for slaughter. Dolls.	TOTAL VALUE. Dolls.	
			Irish. Bush.	Sweet. Bush.				Butter. Lbs.	Cheese.* Lbs.	MILK sold. Gallons.		Clover. Bush.	Grass. Bush.						Maple. Lbs.	Cane. Hhds. (1,000 lbs.)	Molasses. Gallons.	Wax. Lbs.	Honey. Lbs.					
25	26	27	28	29	30	31	32	33	34	35	36	37	38	39	40	41	42	43	44	45	46	47	48	49	50	51	52	
	10										1																150	
	40		30		10			175			3										20						150	650
	20		50					100													20						260	1100
	90		30					150			35																150	1040
	40				200			100			40																180	600
	160							100													25						180	1000
			50		25			200			20										25						400	950
	40		150		200			50			20															30	75	750
								25													20							130
			25					50													16							100
			50		25			200			8										10						2280	2900
																												100
	30				15			150																		30	125	350
	70		25		20			75													15				50	150	600	
								25																			100	250
																									10	20	150	150
	60		25		60			200			5										20				50	75	600	
	10		20					100																	20	100	550	
			20		50			75													10						225	1100
			30		50			100			25										25						100	700
																												300
			25								8										30						150	500
			15		20			100			30																200	1100
	40				50			150																	25	200	600	
	125				50			150													40				50		800	
	30							25			5															15	125	125
	30		10					25			5															15	170	850
	20							150			20										15						300	800
	56		30		50			150			40													30	75	900	800	
	40				50			100			15																300	800
	200		100		280			150			30													100			100	10,000
								100													40						100	400
	25				100			150			20																5000	1400
								50																			80	350
			20					50																			60	360
			40					100			6																	300
								50			3										250						70	450
								100													30					25	125	260
	15							100													80						100	450
	12		10					100			4																80	400
	135		155		175			2650			288										691			130	380	7205	24815	

\* This will include only such cheese as is made upon the farm. Milk sent to cheese factories will be regarded as milk sold off the farm.











Copy

SCHEDULE 3.—Productions of Agriculture in Pilot Grove Sp., in the County of Morristown, in the Post Office: California No

Name of Agent, Owner, or Manager.	ACRES OF LAND.			PRESENT CASH VALUE.		Total amount of wages paid to farm hands, including value of board.	LIVE STOCK, JUNE 1, 1870.								PRODUCE DURING THE YEAR.																						
	Improved.	UNIMPROVED.		Of farm.	Of farming implements and machinery.		Horses.	Mules and Asses.	Milk Cows.	Working Oxen.	Other Cattle.	Sheep.	Swine.	Value of ALL live stock.	WHEAT.		Rye.	Indian Corn.	Oats.	Barley.	Buckwheat.	Rice.	Tobacco.														
		No.	Wood-land.												Other unimproved.	Dolls.								Dolls.	No.	No.	No.	No.	No.	No.	No.	Dolls.	Spring.	Winter.	Bush.	Bush.	Bush.
1	2	3	4	5	6	7	8	9	10	11	12	13	14	15	16	17	18	19	20	21	22	23	24														
James Tho B	6		32	750				1	2	1				175																							
McCallister B.P.	40	80	180	6000	100		6		2		4	15	20	1000		100		150	100																		
Cram Rebecca R.	60	100	600	4400	30		2	1	2		3			400		30																					
Norman Anna	40	30	30	2400			1		1				4	150		40																					
Norman J.B.	50	40	150	3500	40		4		3	2	2	6	10	600																							
Person Geo W	40			500		9	1	2	3			3	13	45		115		120																			
Murray A.C.	15	25		400					1	2	1			125		25		100					30														
Moore J.H.	60	200		3000	200	25	10		4		10	50	25	200		400		350	100																		
Courts Alex	8	40	112	1000			4		2		3		6	300		36		150	60																		
Vines W.P.	60	15	25	2000	20		3		2		6		23	400		40		400	200					100													
Yell Calvin	100	100	120	6000	300	26	7		3		7		8	600		110		350	315																		
Robertson M.K.	60	200		3000	50		4		2		4	14	27	400		100		200	360																		
Deakins Wm	30						6						8	300				75																			
Medlin James	50					120	2	2	2				8	250		50		100	25																		
Gambel M	60		260	3500	250		4	2	1		6	6	6	650		30		100																			
Batham John	50		169	2300		15	4		2		7		11	400		50		360																			
Thompson J.B.	15		25	250	20		1	1	1		2		6	250		25		100						300													
Reiche Gottlieb	30		15	700		50	4		2		2		5	350		130		100						10													
Erickson C.B.	12		68	1000			1						6	75		100																					
Berkley B.J.	35	45		1500			6		2	2	3	11	13	400		186		375																			
Morris Henry	60						2		2				6	250				100	125					100													
Williams J.S.	35						2						2	160		98		25						150													
Robertson M.J.	125	135		4500	225	120	3	2	4		46	28	15	1650		225		500	200																		
Robertson Wm	75	160	440	7100		20	2		5		6		31	475		300		70	16																		
Robertson J.M.	180	30		7300	250	100	6	4	8	2	43	63	18	1530		200		800	25																		
Robertson G.W.	40	95		1740	20	20	2		4		2	16	15	400		100		100																			
Bowery Joseph	70	93		3260	150		9		4		2	12	13	610		149		200	350			6															
Smith A.C.	20	20		800	200																																
Murphy Henry C.	65						5		1				4	450		20		150	250																		
Elliot Wm	120	80		8000		20	9	4	3	2	12		20	1930		97		1200	450																		
Brown Geo W	50	100	13	3200	220	87	2	2	3		60	10	10	1540		160		600	900																		
Cole P.B.	500	240	260	18000	500	600	5	1	2				12	370		270		800																			
Barber W.H.	60	40	180	1800			7		8	2	60	20	25	1250		112		500	40																		
Hildebrand J.B.	100	120	20	3000		10	6		5	2	10	10	40	1645				1000																			
Lalafers J.B.	75	165		4800		75	14		3	2	8		20	1805		20		850	300																		
Winget C.F.	60			1200			4		4		4	12	16	420		100		200																			
Kelsey Washington	24	65		1000			2		3				1	137		30		40						10													
Wallace Jane	40	40		400			5		1		4	11	18	300		150		50																			
McMillan D.P.	80	80		800	220	60	2		2				18	255		150		350	65																		
Kelsey Lafayette	20						2		1		1	7	10	230										25													
															2630	2469	2719	109300	2995	1357	150	21	99	18	319	309	477	22079	3774		10871	3821				6	745

3739 3736



State of Missouri, enumerated by me on the \_\_\_\_\_ day of June, 1870.

M. W. Linnick, Ass't Marshal.

YEAR ENDING JUNE 1, 1870.																									TOTAL VALUE.		
Cotton.	Wool.	Peas and Beans.	POTATOES.		Orchard products.	Wine.	Produce of Market Gardens.	DAIRY PRODUCTS.			SEED.			Hops.	Temp.	Flax.	Flax-seed.	Silk cocoons.	SUGAR.		DEES.		Forest products.	Value of Home Manufactures.	Value of animals slaughtered or sold for slaughter.	Estimated value of all farm production, including her-remans and addi-tions to stock.	
			Irish.	Sweet.				Butter.	Cheese*	Milk sold.	Hay.	Clover.	Grass.						Maple.	Cane.	Molasses.	Wax.					Honey.
Dales (450 lbs.)	Lbs.	Bush.	Bush.	Bush.	Dolls.	Gallons.	Dolls.	Lbs.	Lbs.	Gallons.	Tons.	Bush.	Bush.	Lbs.	Tons.	Lbs.	Bush.	Lbs.	Hds. (1,000 lbs.)	Gallons.	Lbs.	Lbs.	Dolls.	Dolls.	Dolls.	Dolls.	
25	26	27	28	29	30	31	32	33	34	35	36	37	38	39	40	41	42	43	44	45	46	47	48	49	50	51	52
			30		75	10		150			15										15					400	
	15				60			300			2												50		40	600	
					100			75															50		40	150	
	40				72			150			30											40				500	
			11	4																		20				250	
			15																							100	
	150		25		15			300			15											6				1000	
			15					150															2	20		100	
			20					300														25			25	500	
			10					75			22											30			400	800	
	65		80		45			200			6											25	3	20	75	500	800
	15										2														25	100	
			25					100			4															200	
	21		7								6														75	200	
			50		20						14											150		15		1000	
			40					100														80				300	
			25		40			175														40			28	150	
	20		30																							100	
			35					200														80			20	500	
			50					25														25				100	
			40								2											75				150	
	80		30					400			33											40				600	
																										1000	
			40		20			200			30															200	
	100				120			200			30														27	600	
	30		75					175														10				250	
	40		8		40			175			20											30				300	
																										200	
			15					50														5				75	
			100		20			150			5															600	
			15					150			20															500	
	50		10		40			400			100	60										50				1000	
	50				50			100			3															200	
	35		10		50			200			3											8			20	700	
	65		30		20			300			20											30			100	1000	
	83		10					200			3															500	
			7					150																37		200	
	25		5	10	10			150			3															200	
																									18	200	
	10		10					50																		25	
938			84	14	797	10		5200			390		60								9				520	874	10350

\* This will include only such cheese as is made upon the farm. Milk sent to cheese factories will be regarded as milk sold off the farm.







State of Missouri, enumerated by me on the

day of June, 1870.

M. C. Howell, Ass't Marshal.

YEAR ENDING JUNE 1, 1870.																									TOTAL VALUE.				
Cotton.	Wool.	Pean and Beans.	POTATOES.		Orchard products.	Wine.	Produce of Market Gardens.	DAIRY PRODUCTS.			SEED.				SUGAR.			BEES.		Forest products.	Value of Home Manufactures.	Value of animals raised or sold for slaughter.	Estimated value of all farm production, including betterments and additional to stock.						
			Irish.	Sweet.				Butter.	Cheese.*	Milk sold.	Hay.	Clover.	Grass.	Hops.	Flax.	Flax seed.	Silk cocoons.	Maple.	Cane.					Molasses.	Wax.	Honey.			
Bales (450 lbs.)	Lbs.	Bush.	Dush.	Bush.	Dolls.	Gallons.	Dolls.	Lbs.	Lbs.	Gallons.	Tons.	Bush.	Bush.	Lbs.	Tons.	Lbs.	Bush.	Lbs.	Hhds. (1,000 lbs.)	Gallons.	Lbs.	Lbs.	Dolls.	Dolls.	Dolls.				
25	26	27	28	29	30	31	32	33	34	35	36	37	38	39	40	41	42	43	44	45	46	47	48	49	50	51	52		
1	80		30	6	25			400																	38	1000	1		
2	150		15					175			12																230	2	
3	200		40		45			200													60			12			500	3	
4	150		14					300			16													18	40		800	4	
5			40					75			1																500	5	
6					200			400															50	500		60	650	6	
7																											100	7	
8			200					125			8	6									60					80	800	8	
9	30		20					150													60			12			400	9	
10								200																			200	10	
11					11			100																			200	11	
12	20							250													90					150	350	12	
13	30							250													25						450	13	
14																					20					40	150	14	
15			15	25							1										20					40	400	15	
16	15		20	40				100			2										25		300		75	675	16		
17	100		20	100				300													15		50	60	100	500	17		
18			10	7				250													14			100		375	18		
19	35		15	20				150			2										30		7	18	120	350	19		
20	60		15	25				250			2										60			40	80	550	20		
21			15					150													50					50	200	21	
22	18		15	12				250			7															50	200	22	
23			40	6				250																			20	300	23
24								150																			30	225	24
25			20					250													40			15	25		260	25	
26	50		25					150													40			100	125		350	26	
27			20	15				300			5										10				100		350	27	
28	90		25					250			1										25				50		375	28	
29	20		10					150			2										20						200	29	
30	20		15					100			1										22					26	350	30	
31			10					300			6										20		75	30	30		450	31	
32	100		15					200			4										60				60		500	32	
33	60				100			150			50															95	1482	33	
34	80		10	400				250			6	2													30	128	650	34	
35	40		15					200																		80	450	35	
36																												200	36
37	30							200			1															40	200	37	
38			10					150																				350	38
39	30		10					125													18		15		60		500	39	
40								200																					40
	1408		709	6	1021			7450			127	8								784		940		733	1857	16792			

\* This will include only such cheese as is made upon the farm. Milk sent to cheese factories will be regarded as milk sold off the farm.







State of Missouri, enumerated by me on the \_\_\_\_\_ day of June, 1870.

M. W. Cotton, Ass't Marshal.

YEAR ENDING JUNE 1, 1870.																									TOTAL VALUE.						
Cotton.	Wool.	Peas and Beans.	POTATOES.		Orchard products.	Wine.	Produce of Market Gardens.	DAIRY PRODUCTS.			SEED.			Hops.	Hemp.	Flax.	Flax-seed.	Silk cocoons.	SUGAR.		BEES.		Forest products.	Value of Home Manufactures.	Value of animals slaughtered or sold for slaughter.	Estimated value of all farm products, including terminations and additions to stock.					
			Bales (450 lbs.)	Lbs.				Bush.	Bush.	Bush.	Dolls.	Dolls.	Lbs.						Lbs.	Gallons.	Tons.	Bush.					Bush.	Lbs.	Tons.	Lbs.	Dolls.
25	26	27	28	29	30	31	32	33	34	35	36	37	38	39	40	41	42	43	44	45	46	47	48	49	50	51	52				
					20			175			3										10					575					
	15		85					300			22										40	50			34	900					
			150					150													20				28	450					
	27		12					75			2										10					250					
	50		20					400			7										20			60	200	650					
	30		12					150													30			14		150					
	40		25					150													120			30	40	275					
	60		20		40			250			12										20	6	80	36	45	250					
	45							125			4														20	200					
	42		15					200			4												5	50	12	300					
					15			175			20														30	500					
								200																		300					
			12		30			150																	25	225					
	15		15		15			200			3														80	450					
	60		50		300			150																	250	750					
	110		10		100			300															8	100	25	100	1085				
	70		25		200			200			15														35	50	750				
			20																								175				
	30		10		50			400			20															150	500				
			15					100																		40	100				
			30								3															75	175				
			20					50																			100				
	40		14		60			200																	30	80	300				
			10		50			100																		25	275				
	30		10		100			75																		18	25	150			
			25		40			100																			225				
	40		10		50			250																160	30	50	350				
	16		20		15			125																	25	10	20	325			
			15					50																		20	125				
			10					50																			200				
			40		100			400			2															100	700				
	30		10		15			150			2														20	150	450				
	40							175			2														60	150	500				
	50		20		10			200																		75	600				
	50		45		15			75																		40	350				
	25		18		7			150																		80	400				
			15					150			4															20	600				
	10		40		25			75																			400				
			10					150																			300				
			20					100																			1000	1000			
	227		875		1257			6470			125															25	678	1985	410	3002	16360

\* This will include only such cheese as is made upon the farm. Milk sent to cheese factories will be regarded as milk sold off the farm.







State of Mo, enumerated by me on the \_\_\_\_\_ day of June, 1870.

M. J. Houch Ass't Marshal.

YEAR ENDING JUNE 1, 1870.

Cotton.	Wool.	Peas and Beans.	POTATOES.		Orchard products.	Wine.	Produce of Market Gardens.	DAIRY PRODUCTS.			SEED.			SUGAR.			BEES.		Forest products.	Value of Home Manufactures.	Value of animals slaughtered or sold for slaughter.	Estimated value of all farm produce, terms and additions to stock.								
			Bales (450 lbs.)	Lbs.				Bush.	Bush.	Bush.	Dolls.	Dolls.	Lbs.	Lbs.	Gallons.	Tons.	Bush.	Bush.					Lbs.	Tons.	Lbs.	Bush.	Lbs.	Hhds. (1,000 lbs.)	Gallons.	Lbs.
25	26	27	28	29	30	31	32	33	34	35	36	37	38	39	40	41	42	43	44	45	46	47	48	49	50	51	52			
	40		10					100													10 <sup>s</sup>						325-	1		
			15					150														10 <sup>s</sup>						300	2	
	50		20					150			3											15 <sup>s</sup>				25-	200	3		
	50		40		300			175			10											20 <sup>s</sup>				75-	700	4		
	20		4		16			100			3																	60	5	
	50		10					240			2											15 <sup>s</sup>				335-	400	6		
	20		3																			7 <sup>s</sup>						200	7	
			4					360																				50	8	
			20		2			300																				75-	9	
			30		400			150			12																	400	10	
			15		400			180			12											30 <sup>s</sup>				40	200-	11		
			5		20			240			18											45 <sup>s</sup>						176	12	
			5		100						4											15 <sup>s</sup>				800	1300	13		
			3					360			10															300	450	14		
			25		30			250			40											40 <sup>s</sup>						1800	15	
			12		20			240			9											14 <sup>s</sup>				64	400	16		
			25					180			12											40 <sup>s</sup>						600	17	
			15					120																			140	200	18	
	35		10					120			3											31 <sup>s</sup>				72	400	19		
	50		25					120														70 <sup>s</sup>						200	20	
	100							240														40 <sup>s</sup>	120		120	250	250	21		
	30		50					240			10											50 <sup>s</sup>	60		180	400	400	22		
	20		10					250			4											15 <sup>s</sup>			100	900	900	23		
	30		40					180			12												20		15-	750	750	24		
			20					180			2											40 <sup>s</sup>	150		130	1100	1100	25		
	20		2					180														60 <sup>s</sup>			144	500	500	26		
	40		15					180			8											35 <sup>s</sup>			395	200	200	27		
			15					200																				300	28	
	10		20					200			3											40 <sup>s</sup>						450	29	
	25							100																				200	30	
	20		35					150			20											50 <sup>s</sup>			300	1000	1000	31		
																														32
																														33
																														34
																														35
																														36
																														37
																														38
																														39
																														40
	610		510					5635			197										5								14126	
			203																		692		350			3235			14486	

\* This will include only such cheese as is made upon the farm. Milk sent to cheese factories will be regarded as milk sold off the farm.



SCHEDULE 3.—Productions of Agriculture in Walker Township, in the County of Maricopa, in the

Post Office: California Me.



Name of Agent, Owner, or Manager.	ACRES OF LAND.			PRESENT CASH VALUE.		Total amount of wages paid during the year, including value of board.	LIVE STOCK, JUNE 1, 1870.							PRODUCE DURING THE										
	Improved.	UNIMPROVED.		Of farm.	Of farming implements and machinery.		Horses.	Mules and Asses.	Milch Cows.	Working Oxen.	Other Cattle.	Sheep.	Swine.	Value of Agr. live stock.	WHEAT.			Indian Corn.	Oats.	Barley.	Buckwheat.	Rice.	Tobacco.	
		No.	Wood-land.												Other unimproved.	Dolls.	Dolls.							No.
1	2	3	4	5	6	7	8	9	10	11	12	13	14	15	16	17	18	19	20	21	22	23	24	
Byler A. G.	70	70	5	3625		400	2		5	4		20	390		50		350	20						
Wood L. L.	75	169		7320	100	400	3		4	8		15	620		120		150							
Rogers S. S.	60	45		3000			4		3			2	600		100		300							
Moore J. S. C.	120	100	105	4000					2	2		6	75		100		300							
Adams S. D.	300	530		11000			2	5	1	2	1	6	540		300		100	250						
Hoffman J. B.	100	30	30	6000		300	2	1	1	1			300		90		700							
Johnson J. M.	80	60		8300		120	14		4	4		16	1350				500							
McKinney E.	100	25	35	6400		200			1				30		50		300	100						
Roach R. B.	225	40		20,000		500	7	2	10	60	40		5100		300		500	500						
Moore J. W. Jr.	15			4000		300	2		2			1	285		100		60	50						
Laude G. W.	40	75		4000	65	100	1		2	4		3	360		100		75	50						
Shady G.	60	60		3500	200	300	5	5	3	7		14	650		400		375	700						
Ward J. S. M.	49			7500	200	100	4	1	1		2	7	500		100		100							
McMartin Lewis	60	50		5000			4		2	2	20	5	500		60		250	100						
Kyle J. W.	15	20		800			3		1		2	4	350		100		100							
Cunningham Robt	20			2000					1	2		2	150				150							
Stout J.	40	70		2500	20		3		2		1	10	245		40		175	50						
Houshild J. W.	25	60		6000	100				1	2		1	4	50		60		25						
Maloney J. W.	20	70		2000	250		6	2	2	2	10	10	725		150		200							
Alley P. P.	75	35		3000	75	40	5		5	9	35	12	855		100		300	75						
Scott J. W.	70	90		3000	250	150	3	4	3	4	20	31	665		226		370	75						
Rackebach L.	15	15		800			2		1				200		95		20							
Scott J. W.	75	58		3000	100	40	8	1	3		15	25	1040		250		500	200						
Crosson J.	45	25		800			1		1		3	6	710		80		190	50						
Yarwell A.	140	140	150	7000	100	100	4		3	2	6	35	650		300		1000	425						
Worres W.	15	25		800	50		3		2		5	10	475		31		200							
Winn J. W.	100	100	120	4500	40		3	2	4	6	20	20	810		400		1000	200						
Phillips J. W.	40	40		4000	100		3	1	1		15	12	300		100		50	270						
Phillips W.	70	75		2000	30		4		2		6	3	313		104		150	50						
Heartland J. W.	30	80		1500	100		4						400		30		110							
Alley W. S.	40	40		1200	50	50	4	2	2		2	18	725		105		200	100						
Scott R. W. Jr.	10	30		500	25		2		2			3	205				200							
Watts J. W.	200	80	220	6000	100	25	11	2	4	8	30	40	1000		160		500	300						
Sanderson J. W.	60	50	75	3000			4		3			3	295		60		100	70						
Koss W. S.	65	165		4000	200	125	4		4	1	21	10	390		185		200	375						
McKissick W. W.	40			4000	200	50	8		5	4	25	20	690		85		200	250						
Kautskinson L.	50	30	80	500			3		2		1	6	260		45		165							
Thurman J. W.	25	15		300	100		1		1	3		1	200		90		300	150						
Dickson A. S.	40	80		800			6		1	2		1	495		30		100							
Dickson S. C.	60	100		2000	100		2	1	3		5	18	410		70		300	150						

274255 16 857805 28 00 3600 149 30 101 10 193 393 446 213 3 4672 10650 4384  
 2859 26303







SCHEDULE 3.—Productions of Agriculture in Walker Township, in the County of Maricopa, in the

Post Office: California Ave.



1	ACRES OF LAND.			PRESENT CASH VALUE.			LIVE STOCK, JUNE 1, 1870.							PRODUCE DURING THE												
	Name of Agent, Owner, or Manager.	UNIMPROVED.			Of farm.	Of farming implements and machinery.	Total amount of wages paid during the year, including value of board.	Horses.	Mules and Asses.	Milch Cows.	Working Oxen.	Other Cattle.	Sheep.	Swine.	Value of all live stock.	WHEAT.										
		Improved.	Woodland.	Other unimproved.												Dolls.	Dolls.	Dolls.	No.	No.	No.	No.	No.	No.	No.	Dolls.
2	3	4	5	6	7	8	9	10	11	12	13	14	15	16	17	18	19	20	21	22	23	24				
1	Mason W. H.	85	95		2600	125	75	3		2		3	45	11	445			165		350	50					
2	Love W.	30	50		2000	100		2		2		5		10	350			100								
3	Rob. R.	75	95		3200	100	40	2	2	2		8	40	19	452			140		500	200					
4	Fails D.	45	75		2400		65			1				5	55			300		200						
5	Koel R.	60	20		2000	125	50	4	1	1		4	13	25	435			225		100						
6	Murray E. B.	13	7		500	75	25	2		1			14	10	300			30		150						
7	Muslow A. J.	20	6		1200	100	40	3		1				7	295			95		200						
8	Stewart B.	40	40		800	50	30	2		2		6	25	23	361			150		150						
9	Anderson S.	5	15		200	80		2		3	2	2	7	20	495			140		200	100					
10	Robin A. J.	15	25		1000	10		1		1				18	160					200						
11	Williams J.	15	25		400					1					35					200						
12	Stanford D.	43			500	150	25	2		5		5	13	8	490			125		150						
13	Woodward J.	40	80		2000	150	50	4		1					350			100		100	50					
14	Fails F.	25	15		400			2		1				4	240			50		800	25					
15	Brown L.	15	25		500	75	20	3	1	2		8	1	12	490			50		150						
16	George J.	40	40		800	150	30	2		1		3	12	10	180			85		200	80					
17	Backhaus L.	100	70		5000	300	300	5		20		5	17	18	570					120	200					
18	Stanhauer B.	20	100		1100	20		2		2		4		11	165			25		40	70					
19	Munroe W.	25	55		800	25		2		2		6	9	9	170			80		150	20					
20	Lamat W.	50	210		1500	80		5		5		8	12	25	400			200		150	50					
21	Marshall S. M.	30	50		2500	100	10	1		1				3	140			40		180	40					
22	Ruby M.	20	60		800	150	10		2	1		2		7	175			40		40	20					
23	Ballard W. L.	30	30		700	100	40		2	1		1	1	4	180			100		100						
24	Johnson F.	50	30		800	90		2		5		2	16		290					500	400					
25	Douglas J. R.	25	55		1500	20		2	4	1		3	7	10	412			140		200						
26	Bentley F.	25	95		2000	50		2	2			7	24	15	345			170		150	100					
27	Hardy John W.	30	90		1200	50		5		3		3		9	260			200								
28	Allen Thos.	60	100	100	2050	100		6	6	5		13	60	50	1115			200		600	300					
29	Lee W.	20			500	75		3		1		2	7	5	315			70		100	50					
30	English Jas	60	60		975			5	5	1		15	15		1000			18		250	150					
31	Palmer Jno	15	25		400			2		2		1	10	8	320			105		200	115					
32	Davis E. W.	20	100		1200	75				1					30			40		110	30					
33	Ally B.	80	40	120	200	100	50	10		5	2	10		20	1020			200		300	245					
34	Peter R.	40			2000	75		1		1				10	150			30		150	20					
35	Morgan B.	60	60		800	30		1		1		3			200			20		150						
36	Widener J. F.	30	50		1200	60		3		3		2		10	340			100		100	80					
37	Kripp Jno	85	65		2000	100		2		3		4		12	365			177		200	240					
38	Chubbart F.	30	66		1200	60		5		4		4	13	9	400			326		50	75					
39	Chubbart J.	30	26		2000	30		3		2		3	5	4	300			220		250	50					
40	Welling B.	50	210		2000	50		4		3		5	14	12	550			200		200	100					

159 122602 2059 2253 055 80 0106 25, 83 4 146 40 35 57 165 4511 78 402 885



State of *Ohio*, enumerated by me on the *30<sup>th</sup>* day of *July*, 1870.

*Geo. H. Pountney*, Ass't Marshal.

YEAR ENDING JUNE 1, 1870.

Cotton.	Wool.	Pens and Beans.	POTATOES.		Orchard products.	Wine.	Produce of Market Gardens.	DAIRY PRODUCTS.			SEED.				SUGAR.			BEES.		Forest products.	Value of Hone Manufactures.	Value of animals slaughtered or sold for slaughter.	Estimated value of farm, including betterments and additions to stock.							
			Lbs.	Bush.				Lbs.	Lbs.	Gallons.	Tons.	Bush.	Bush.	Lbs.	Tons.	Lbs.	Lbs.	Lbs.	Gallons.					Lbs.	Lbs.	Dolls.	Dolls.			
																												Dolls.	Dolls.	Dolls.
25	26	27	28	29	30	31	32	33	34	35	36	37	38	39	40	41	42	43	44	45	46	47	48	49	50	51	52			
	120		10		30		10	100			2														25	75	545	1		
			20		5		5	100			1															25	300	2		
	45		10		25		15	150																60	25	100	675	145	3	
			50		50																						50	520	4	
	15		10				15	100																		10	50	480	5	
			10				5	100			1																30	420	6	
			25					100			2														30		60	220	7	
	40		30				20	50			3														18	50	70	570	8	
	10		15				10	100																			100	215	9	
			20				15	50																				145	10	
			15				20																					130	11	
			25				10	150			1																40	410	12	
	15		20				15	100																	30	20	40	260	13	
			10				20	50																			45	245	14	
			12				10	40			1																130	160	15	
	20		20				10	50																	20		100	387	16	
			10																								30	290	17	
							20	50																			30	100	18	
			50				10	100			2															10	40	395	19	
	20		50				5	50			2													20		50	462	20		
			25				10	100																			40	380	21	
			30				10	75																4			60	148	22	
			100				25	65																			40	140	23	
	30		15				50	200																	50		200	890	24	
	15						10	25																			70	47	447	25
	32		10				10	100																	40		120	1490	26	
			25				5	20			2																90	315	27	
	100		5				10	70																	40		100	250	1360	28
			20				5	80																			30	170	7	29
			20				10	100			1																240	225	2	30
	10		2				20	150																			100	200	1	31
			2				10	150			2														20		50	405	2	32
			10				25	100			4																120	260		33
																											55	220	2	34
			10				10	100			1																55	215	1	35
			47		10		20	150			1																80	430		36
	28		40		25		25	200			5																20	420	2	37
			40				20				5																60	480		38
	10		25				20	50			3														40		50	565		39
	30				20		25	150			4																60	580	8	40
816	858	165	53	732.5	43																			379	56	252915	16507			

\* This will include only such cheese as is made upon the farm. Milk sent to cheese factories will be regarded as milk sold off the farm.



SCHEDULE 3.—Productions of Agriculture in Walker Township, in the County of San Juan, in the

Post Office: California Mo.



Name of Agent, Owner, or Manager.	ACRES OF LAND.			PRESENT CASH VALUE.		Total amount of wages paid during the year, including value of board.	LIVE STOCK, JUNE 1, 1870.								PRODUCE DURING THE									
	Improved.	UNIMPROVED.		Of farm.	Of farming implements and machinery.		Horses.	Mules and Asses.	Milk Cows.	Working Oxen.	Other Cattle.	Sheep.	Swine.	Value of All live stock.	WHEAT.		Rye.	Indian Corn.	Oats.	Barley.	Buckwheat.	Rice.	Tobacco.	
		No.	Wood-land.												Other unimproved.	Dolls.								Dolls.
1	2	3	4	5	6	7	8	9	10	11	12	13	14	15	16	17	18	19	20	21	22	23	24	
1. <u>Wright E.</u>	40	40		4000			2		2		2	18	7	340				500	100					
2. <u>Gray S. J.</u>	100	120		5000	300	160	13		4		7	70	20	1200		600		1000	1000					
3. <u>Gray S.</u>	20	20		400	100	10	1				13	12	5	150		40		150	50					
4. <u>Thompson A. J.</u>	30	40		4000	200	60	3		2		6	10	20	450		100		400	105					
5. <u>Chase Thos.</u>	90	70		3200	150	60	5		3		1		3	520		50		100	40					
6. <u>Alley W.</u>	40	60		2500	125	25	4		2		3	40	25	680		50		250	112					
7. <u>Alley W. J.</u>	40			1000	40	10	2		2		3		20	400		100		125	100					
8. <u>McClannahan L.</u>	60	40		1500	100	10	3		1			21	18	320		30		150	50					
9. <u>Wright E.</u>	60	60		4000	150	25	4	1	3		6	10	50	575		200		200	200					
10. <u>Wells D.</u>	50	50		2000	150	75	7		1		3	19	19	590		263		250	175					
11. <u>Wadel B.</u>	20	20		800							1			30				150	75					
12. <u>Wadel B.</u>	15	35		800	150		2		1		2		2	225		132		50	100					
13. <u>Wright E.</u>	30	80		2000	250	100	3	1	2		1	4	23	455		333		20	54					
14. <u>Howard W.</u>	100	200		4000	300	75	7	2	3		6	40	25	860		414		500	20					
15. <u>Howard R. R.</u>	95	25		4000	150	75	4		1		2	10	18	600		200		400						
16. <u>Black S. S.</u>	50	30		2000			1	1	2		3	2	7	405		150		300	80					
17. <u>Black F. J.</u>	65	45		2500	600	100	3	1	2		3	5	15	680		230		400	180					
18. <u>Black S.</u>	65	45		2500	300	110		5	3		5	5	19	965		300		400	200					
19. <u>Waltershead W. D.</u>	40	80		2000	100	25	2		1					290		98		100						
20. <u>Gray Thos.</u>	40	40		800	150	30	1		2					780		160		280	50					
21. <u>Wynn S. F.</u>	120	56		3000	150		7		4		1	20	20	600		100		120	200					
22. <u>Gray S. A.</u>	70	10		2000			2		2		5	10	15	250		216		320	80					
23. <u>Waltershead S. M.</u>	30	90		1200	150	15	4		2				7	325		300		200						
24. <u>Birdsong Wm.</u>	60	60		2000	200	20	3		2		1	20	5	445		53		250						
25. <u>Red Paul.</u>	40	40		800	150	30	2	1	3		3	20	25	520		127		250						
26. <u>Waltershead B.</u>	12	178		3200	150	15	2		2		4		4	380		160		200						
27. <u>Waltershead H.</u>	20	70		2500	150	20	5		1		3	11	20	460		280		250	100					
28. <u>Wynn S.</u>	20	60		900			2	1	1		2		20	200		120		150	75					
29. <u>Wynn S. R.</u>	30	30		800			2		1				1	100		23		100	100					
30. <u>Waltershead B.</u>	40	40		800	100		3		1				2	230		40		320	80					
31. <u>Waltershead F.</u>	55	45		1000	100	30	5		2		1		4	480		126		200	100					
32. <u>Waltershead B.</u>	15	25	160	1600	50	20	1							30				100	50					
33. <u>Waltershead B.</u>	30	60		600	40	10	2		2		4	5	5	130		120		30	30					
34. <u>Waltershead F.</u>	40	40		550	30	5	1	1	1				6	150		30		100	20					
35. <u>Waltershead S.</u>	50	30		2000	100		4	3	3		4	12	9	500		65			100					
36. <u>McDaniel T.</u>	75	125	50	2000	150	20	3	3	2		4	28	14	575		100		250	100					
37. <u>Waltershead F.</u>	35	100	100	2000	50		1	2	2	4	2	25	28	680		45		60	50					
38. <u>Wynn S. P.</u>	15	25		600			1		1		1	12		120		50		60	25					
39. <u>Langley M.</u>	50	150		1800	100	40	4		4	2	5	25	25	640		62		125	50					
40. <u>Edwards H.</u>	80	160		3000	175	50	5	3	3		4		24	800		432		200	150					

126 244 35 078 250 51 60 11 7 25 25 7 6 11 46 6 57 0 15 40 59 60 9 34 40 23







SCHEDULE 3.—Productions of Agriculture in Walker Township, in the County of Montana, in the

Post Office: California, Mo.



1	ACRES OF LAND.			PRESENT CASH VALUE.		7	LIVE STOCK, JUNE 1, 1870.								PRODUCE DURING THE YEAR.									
	2	UNIMPROVED.		5	6		8	9	10	11	12	13	14	15	WHEAT.		18	19	20	21	22	23	24	
		3	4												16	17								
																								No.
1	Ruffert J. G.	70	140		300	100	75	2	3	5	5	16	435	270	100	150	37							
2	Douglas D.	30	50		800	125	20	3	2	2	10	12	425	75	500	50								
3	Fenn J. G.	20	20		500	75	20	1	1	3	6	10	170	67	100	30								
4	Cook F. L.	60	100		1600	100	30	1	1	2	3	20	10	385	20	200								
5	Ritchie W. B.	35	100		2000	80	40	5	2	2	11		345	135	150	200								
6	McIlhenny Wm.	40	69		800	95	20	3	3	6	19	17	480	75	200	50								
7	Bush F.	20	20		400	100	14	2	2	3	5		225	40	50	50								
8	Bush J. G.	35	85		1200	120	25	4	1	3	5	12	14	685	130	200	50							
9	Ritchie J.	40	80		2000	95	30	2	1	5	15	20	530	146	400	100								
10	Frank L.	60	100		2000	140		2	1	3	6	10	7	540	205	100	200							
11	Henry A. H.	40	40		800	95	15	1	2	1	1	10	17	208	100	100	50							
12	Henry D. S.	20	60		600	5	10		3	3	23	17	100	20	100	20								
13	Edlet M.	26	220		2000	100	30	2	2	2	3	7	9	385	130	200	50							
14	McClack J. W.	70	50		2000	100	20	6	3	20	15	15	886	205	250	140								
15	Elebach F.	50	125		2000	150	100	3	1	3	5	16	15	535	120	200								
16	Meyer H.	40	80		1800	150	75	4	3	6	5	11	686	117	300	50								
17	Stacy C.	15	25		400	80	20	1	2	1	3	9	6	245	70	100	20							
18	Winsky H.	40	100	120	1400	700	40	5	4	9		20	620	140	200	16								
19	Kirkhoff F.	30	50		600	75	20	4	2	5	11	7	430	188	50	20								
20	Reynolds Wm.	50	110		1500	50	60	2	2	2	4	5	9	425	150	200	50							
21	Kirkhoff G.	25	12		400	80	20	1	1	2	1	6	6	200	70	50	100							
22	Parker S.	30	50		800	50		3	3	4		17	400	200	150	60								
23	Althoff J.	20	50		800	100	20	4	2	4	9	11	250	117	50	40								
24	Meyer F.	23	58		500	75	10	2	2	4	12	10	200	100	150	150								
25	Bartowicz F.	50	110		1600	30	5	1	3	10	1	6	576	70		100								
26	Kirkhoff H.	60	60		1500	105	25	3	5	9		9	480	200	250	50								
27	Glenn C.	35	45		800	40		4	6	4		16	500	140	150									
28	McKenny C.	20	20		500	45		2	2	2	4	3	200	100	50	100								
29	McKully P.	30	10		400	50	10	1	3	6	8	20	189	105	50	75								
30	Wisting L.	40	40	300	4000	100	25	5	2	2	4	8	6	560	200	250								
31	Wiederbeck F.	50	70		600	50	25		2	2		2	185	80	150	50								
32	Wiederbeck J. W.	15	35		550			1	2	2	2	2	120	80	100	50								
33	Parker L.	30	25		500	50		3	1	3	10	7	385	65	110	100								
34	Polman F.	40	20		1000	150	25	2	2	2	4	8	8	560	300	200								
35	Sullivan C.	30	10		500	100	20	1	2	2		9	380	170	75	50								
36	Messidy F.	20	20		500	50	30	2	1	1	3	6	6	250	100	100	60							
37	Warren J. W.	20	10		500	50	40	2	2	2	9	11	380	125	100									
38	Wichler J.	60	40		2000	200	80	4	2	3	4		21	700	200	140								
39	Blair W.	15	25		400	50		3	1		5	1	150		100									
40	Aldrich W. L.	90	320		9000	100	600	4	6	2	5	30	70	650	397	500	600							

15143220320505503360165910522 90 9 17232247716296 5322 64252881 37  
 57550-3370







SCHEDULE 3.—Productions of Agriculture in Walker Township, in the County of Montgomery, in the

Post Office: California Mo.



Name of Agent, Owner, or Manager.	ACRES OF LAND.			PRESENT CASH VALUE.		Total amount of wages paid during the year, including value of board.	LIVE STOCK, JUNE 1, 1870.								PRODUCE DURING THE YEAR.									
	Improved.	UNIMPROVED.		Of farm.	Of farming implements and machinery.		Horses.	Mules and Asses.	Milch Cows.	Working Oxen.	Other Cattle.	Sheep.	Swine.	Value of All Live Stock.	WHEAT.		Eye.	Indian Corn.	Oats.	Barley.	Buckwheat.	Rice.	Tobacco.	
		No.	Wood-land.												Other unimproved.	Dolls.								Dolls.
1	2	3	4	5	6	7	8	9	10	11	12	13	14	15	16	17	18	19	20	21	22	23	24	
1	Hinkle W	150	16		8250	400	250	5	5	4	8	8	1	40	801		531		600	275				
2	Williamson A. F.	60	40		2000	100		5	2	4		4	9	9	645		90		400	100				
3	Olley W. B.	40	40		800	300	50	2	1	1		1	4	10	405		180		225	200				
4	Wood S. W.	240	160		7250	300	150	10	3	4		11	40	11	1189		107		300	175				
5	Pritchard J. W.	40	40		1000	50	60	1							400		24		100	50				
6	Dowell J. W.	15	25		400	60	50	2							150		60		50					
7	Williams S. P.	60	60		2000	50	100	3		2			12	8	200		80		100					
8	Good H. L.	20	60		500		75	1	1	4		1	10	20	300		175		500	200				
9	Wells B.	50			150	50	40	2	1	2		1	6	8	280		30		200	250				
10	Williams J. W.	40	20		1500	75	75	3	2	3		4	80	50	570		140		250	70				
11	Houser Geo.	50			4000	150	200	1		4		5		12	325		48		150					
12	Wood H. H.	75	55		2000	50	40	4		2		2	22		454		133		500	100				
13	Kendrick Geo.	50	80		3000	100	20		2	1		3	7	15	495				250	300				
14	Sibert S. W.	25	15		400	50				2		3	3	7	80		160		200					
15	Sibert G.	80	80		2200	125	40	4	1	2		3	4	7	405		160		200					
16	Sibert J.	40	40		800					1		2	4	7	50		160		200					
17	Book A. S. Jr.	80	400		2000	50	20	5	2	4		7	21	25	481		137		300					
18	Book A. S. Sr.	25	95		700	1000	60	2		3		6	30	3	273		47		150					
19	McBook J. S.	100	220		6400	250		3		5	2	9	20	40	725		375		600	100				
20	Book J. S.	50	30		900			3		3	2	4	8	10	340		25		250	75				
21	Wheat Lease	25	53		750	100	10	3	1	2		4	17	20	317		71		180	50				
22	Wackney M. A.	6	34		200	100		1		1		2			125		100		150					
23	Edwell G.	15	25		400	150		2		1		1		6	200				220					
24	Baldwin W. H.	50	140		1500	100				3	2	2		10	350		225		375					
25	Wackney W. H.	60	150		1200	150		4	1	2		3	8	90	300				200	40				
26	Dorland L.	40	20		800			2							150		100		100					
27	Christian S. J.	50	530		4570	2700		5		2	2	11		42	705		29			40				
28	Christian Evline	20	20		400	25											50		100					
29	Swearingen S. H.	25	15		400	20		2							100		95		75	190				
30	Wrench P. W.	35	45		1000	500		1		1		2	5	3	104		44		30					
31	Wrench W. G.	50	30		900	400	10	1	2	2		1	2	15	292		88		90		120			
32	Chambers A.	75	45		900					2		4			500		20		50					
33	Chambers F.	5	35		400	150				1		2			30		17		150					
34	Chambers D.	20	260		1600	100											44		50					
35	Chambers Geo.	40	20		600	100	12	3		2	2	1		3	231		11		150					
36	Apperson Geo.	25	175		2000	150		5		1		2	13	13	440		16		300				100	
37	Apperson Geo.	20	60		650	100		2		1		1		11	247		76		200	100				
38	Bowland W.	10	10		200	25		1							25				150					
39	Brewster S.	20	40		600			1							100				150	50				
40	Wasson S.	20	60		1000			1		3		2	2	2	165				200					

17013238 72500330262 9027748 1122784172769 3650 87452365 12 100



State of Missouri, enumerated by me on the Eighth (8<sup>th</sup>) day of August, 1870.

Geo. H. Reinhart, Ass't Marshal.

YEAR ENDING JUNE 1, 1870.

Cotton. Bales (450 lbs.)	Wool. Lbs.	Pea and Beans. Bush.	POTATOES.		Orchard products. Dolls.	Wine. Gallons.	Produce of Market Gardens. Dolls.	DAIRY PRODUCTS.			SEED.			SUGAR.			BEES.		Forest products. Dolls.	Value of Home Manufactures. Dolls.	Value of animals slaughtered or sold for slaughter. Dolls.	TOTAL VALUE. Estimated value of all farm produc- tion, including bet- terments and addi- tions to stock. Dolls.											
			Irish. Bush.	Sweet. Bush.				Butter. Lbs.	Cheese.* Lbs.	Milk sold. Gallons.	Hay. Tons.	Clover. Bush.	Grass. Bush.	Hops. Lbs.	Hemp. Tons.	Flax. Lbs.	Flax-seed. Bush.	Silk cocoons. Lbs.					Maple. Lbs.	Cane. Hbds. (1,000 lbs.)	Molasses. Gallons.	Wax. Lbs.	Honey. Lbs.						
25	26	27	28	29	30	31	32	33	34	35	36	37	38	39	40	41	42	43	44	45	46	47	48	49	50	51	52						
	6		40		50		15	150				5														270	1296	1					
	25		50				45	150				2															80	480	2				
	8		20		30		15	70				10															60	533	3				
	100		30		20		10	150				8														50	100	655	4				
																											30	275	5				
			30				5																				40	145	6				
	20						10	60													20					5	100	280	7				
			10		30		10	100				6										15					200	846	8				
	10		10				25	150														15				10	70	385	9				
	74		5				25	200				4										100				100	300	800	10				
			100		20		10	100				3										40					80	315	11				
	25		150		150		25	150				3														25	120	625	12				
			25				25	75				4														10	25	285	13				
	7		25		10		15	60				3										80					80	448	14				
	7		35		10		15	60				3										31					80	448	15				
	7		25		10		15	60				3										30					80	448	16				
			60	20	40		20	50				3														80		597	17				
	50		30	20	50		10	40																					597	18			
	30		60	40	50		30	75				3														40	75	915	19				
	14				10		10	40														30							340	20			
	30		40		25		25	35																		20	60	400	21				
			10				15	40																					360	22			
			11																										250	23			
	15		40				40	35																		80			504	24			
	30						20	50				1														80			350	25			
			20				5	100																			20		280	26			
								100																						240	27		
			20				5	100																				40		320	28		
			20				20	50																						300	29		
	8		30		30	200	25	40				2															45		1010	30			
	5		25	2			20	200				6																45		410	31		
			10	5	50		10	50				1										5							300	32			
			15				10	10				1																		310	33		
												2																		175	34		
			10					50				1										5					30		125	35			
	20		10		30		15	30				2														100		40	400	36			
			40		20		15	70				6																20	450	37			
			20					100																						320	38		
			20					100																						40	380	39	
			20					20				1																		30	330	40	
																						5											

49.5 1046.87 671.200.57 2790 83 348 100.390.2010 17977

\* This will include only such cheese as is made upon the farm. Milk sent to cheese factories will be regarded as milk sold off the farm.

2080

17777







State of Mo., enumerated by me on the 25th (10<sup>th</sup>) day of August, 1870.

Geo. H. Pountney, Ass't Marshal.

YEAR ENDING JUNE 1, 1870.

Cotton.	Wool.	Peas and Beans.	POTATOES.		Orchard products.	Wine.	Produce of Market Gardens.	DAIRY PRODUCTS.			SEED.			Hops.	Hemp.	Flax.	Flax-seed.	Silk cocoons.	SUGAR.			BEES.		Forest products.	Value of Home Manufactures.	Value of animals slaughtered or sold for slaughter.	TOTAL VALUE.	
			Irish.	Sweet.				Butter.	Cheese.*	Milk sold.	Hay.	Clover.	Grass.						Maple.	Cane.	Molasses.	Wax.	Honey.					Dolls.
Bales (50 lbs.)	Lbs.	Bush.	Bush.	Bush.	Dolls.	Gallons.	Dolls.	Lbs.	Lbs.	Gallons.	Tons.	Bush.	Bush.	Lbs.	Tons.	Lbs.	Bush.	Lbs.	Lbs.	(1,000 lbs.)	Gallons.	Lbs.	Lbs.	Dolls.	Dolls.	Dolls.	Dolls.	
25	26	27	28	29	30	31	32	33	34	35	36	37	38	39	40	41	42	43	44	45	46	47	48	49	50	51	52	
	14		25		50		25	20			1															25	200	
	20		60		15		25	80			1													150	100	100	525	
	50		25		40		20	95															100		50	410		
	35		300		25		15	125			2												50		90	600		
	31		25				10	50			1																340	
	25		25				15	50			2											10			100	500		
	70		20		100		40	100			8											5		180	350	1015		
			20				10	100			2															50	385	
	30		15		50		15	100			5											14			70	379		
	21		20		35		15	100																40	100	520		
	28		25				20	30															30	160	30	320		
	60		50		100		20	20			4	4										15		50	300	1095		
	41		30		50		15	65			1											8			80	995		
			20		20		20				2														50	450		
			10		50		20	50																	80	340		
	11		20		75		25	50			4	5										20		100	100	300		
			15				10	80			2															110	425	
	25		5		10		15	50																3		100	340	
							10	40																		50	350	
	15	40			75		20	30																	10		410	
	10						10	40															9				240	
			20				10	75																		50	380	
	30		60		40		20	25																150	25		500	
	32		15				15	50															35		75	385		
	25		10				15	50			1												17		25	25	340	
	25		10				15	50			1												17		25	25	340	
	25		10				15	50			1												17		25		290	
			40				20	100															25		100	100	405	
	25		10				20	50															11		25	70	275	
	16						15	50															2		15	30	205	
	24		7				10	10															5		60	25	20	341
			20				20	50																		30	330	
	40		20				15	100																		80	365	
	150						15	95																		50	240	
			10				10	50																		35	340	
	40																									50	210	
	400		10	20			20	150																		30	416	
	60		10	20			20	150																		80	100	
	75		15	10			20	150			2												14		75		390	
							10																			30	140	

15 1095 987.52 725 66 2490 38 11 264 1470 192 2630 16.233

\* This will include only such cheese as is made upon the farm. Milk sent to cheese factories will be regarded as milk sold off the farm.



SCHEDULE 3.—Productions of Agriculture in

*Walker Township*, in the County of

*Monterey*, in the

Post Office: *California Mo.*



Name of Agent, Owner, or Manager.	ACRES OF LAND.			PRESENT CASH VALUE.		Total amount of wages paid during the year, including value of board.	LIVE STOCK, JUNE 1, 1870.							PRODUCE DURING THE YEAR.									
	Improved.	UNIMPROVED.		Of farm.	Of farming implements and machinery.		Horses.	Mules and Asses.	Milk Cows.	Working Oxen.	Other Cattle.	Sheep.	Swine.	Value of ALL live stock.	WHEAT.		Rye.	Indian Corn.	Oats.	Barley.	Buckwheat.	Rice.	Tobacco.
		Wood-land.	Other unimproved.												Spring.	Winter.							
No.	No.	No.	Dolls.	Dolls.	Dolls.	No.	No.	No.	No.	No.	No.	No.	Dolls.	16	17	18	19	20	21	22	23	24	
1 Sheriff J. Co.	48	125		1500	125	15	3	2		4	6	7	345		40		375	150					50
2 Ely A.	20	20		300	100		1	1			2	11	125				20	100	70				
3 Meyer S.	70	125		2500	200		4	3		4	15	10	450		455		250	200					
4 Rodgers C.	240	320		19000	450		5	5	3	5	3	35	1000		500		650	800					
5 Pennington S.	60	100		1700	150		4		3		3	14	25	470		180		250	50				
6 Pennington Jesse	80	240		2500	100		3	2	2		3	26	25	530		110		200					
7 Morris J.	100	500		6000	140		2	2				12	280		103		200	25					
8 Pennington M. S.	100	500		6000	75		2	1	4	2	3	18	26	490		195		375	100				
9 Pennington C.	65	85		2500	150		2		2		2	10	310				30	130	100				
10 Pennington C. S.	100	140		2000	150		4	1	3		2	12	14	420		180		200	50				
11 Wildbrand J.	60	60		1500	75		1		3		3	50	25	520		210		400	50				
12 Wildbrand J.	30	50		2500	150		3		1		2	18	20	350		440		150	40				
13 Kingste W. K.	30	170		800	150		3		1		1	7	14	285		100		350	100				
14 Deakind J. Co.	25	125		2000	150		3	1	1	2	4	22	13	400		45		300	40				100
15 Farnham C.	50	100		1800	150		4		2	2	3		18	460		225		50					
16 Burger A.	80	105		2200	150		3	1	2		3	7	20	435		300		300	100				900
17 Burger Saml.	75	125		2700	250		4	2	1		2	6	25	480		225		500	200				100
18 August J. Co.	100	360		2500	250	50	3		3	2	7	25	25	600		400		575	60				
19 Kolderman J. Co.	110	2000		2000	50			1	2		4	9	25	425		400		250	400				
20 Wouly M. S.	100	170		9000	250	50	1		1		1		225		75		250						
21 Kolderman C.	60	140		5000	250	100	5		2		3	8	35	570		350		200	580				
22 Burgis A.	60	140		3000	200	25	2		3		4	25	36	400		190		375	150				1000
23 Kolderman F.	100	140		3000	200	10		2	1		1		15	300		100		75	125				
24 Hatch J. Co.	40	40		1000	350	40	4		3		4	9	40	485		480		375	200				
25 Hatch Jacob.	40	40		1000	150		1	2	2		4		22	400		80		270					
26 Fuller C.	30	50		1000	150	350	2				4	22	275		178		270						
27 Kolderman S.	100	140		3600	350	40	4	1	3		4		20	520		85		250	90				
28 Shoup F.	20	60		1000	100		2		1		10		320				60	100	110				
29 Shoup S.	40	40		1000	150		5		1	2	1		9	235		120		100	50				
30 Racer J.	95	100		1500	200		1		1		2		20	390		140		150	60				
31 Houston L. B.	156	280		1000	250		3	5	5		28	12	57	1820		660		750	110				
32 Smith Z.	30	20		500	150		1		2				15	400		110		300	80				
33 McKee S.	20	20		400	100		1	1	1			10	10	440		7		300	60				
34 Shull J. Co.	60	50		800	130		2		2		3	8	10	260		300		250	60				100
35 Lynch W.	200	392		10000	300	1000	6		4		7	1	15	665		100		1000	400				
36 Mansfield A.	25	15		500	100		2		1			5	18	475		75		300	80				
37 Dill S. Co.	35	45		1200	125		2	1	1		1		35	310		100		250	60				
38 Pendarvis S. Co.	60	46		2000	175		2		1		3			300				200					
39 Kordman A.	30	40		1100	75		2						4	85		50		150					
40 Greyer S.	20	20		800	80		2							200		40		30					

26597158 1044006870 1580 101 29 74 10 1193227557310 7148 113304800 280 2250







SCHEDULE 3.—Productions of Agriculture in Walker Township, in the County of Montana, in the

Post Office: California Mo.



Name of Agent, Owner, or Manager.	ACRES OF LAND.			PRESENT CASH VALUE.		Total amount of wages paid during the year, including value of board.	LIVE STOCK, JUNE 1, 1870.									PRODUCE DURING THE								
	Improved.	UNIMPROVED.		Of farm.	Of farming implements and machinery.		Horses.	Mules and Asses.	Milch Cows.	Working Oxen.	Other Cattle.	Sheep.	Swine.	Value of All live stock.	WHEAT.		Rye.	Indian Corn.	Oats.	Barley.	Buckwheat.	Rice.	Tobacco.	
		Wood-land.	Other unimproved.												Spring.	Winter.								Bush.
No.	No.	No.	Dolls.	Dolls.	Dolls.	No.	No.	No.	No.	No.	No.	No.	Dolls.	Bush.	Bush.	Bush.	Bush.	Bush.	Bush.	Bush.	Lbs.	Lbs.		
1	2	3	4	5	6	7	8	9	10	11	12	13	14	15	16	17	18	19	20	21	22	23	24	
1	Clark S.	100	116		2160	200	50	5	1	3		2	20	16	665		300		200					
2	Spencer O. J.	25	15		500	275	175	4		1		2			335		150		100					
3	Leas E. D.	15	40		500	100	100	3		1		1	18	18	310		200		500					
4	Barrett S. A. D.	13	27		450	100	125	3		1		1			175		100		150					
5	Nelson E.	40	40		800	100		6		1		1	5		290		25		150	30				100
6	McClancy J. W.	20	20		400	75		1	1	1		1	5		350		75		100					
7	Kibler M.	80	120		2000	350		5	1	2	2	7	16	25	600		200		500	45				
8	Nicholas L.	30	84		2000	150		3		2		4	3	40	450		116		200	100				
9	Kesserman S.	10	30		800	125		2		1		1	4		220		37		20	50				60
10	Smith W. F.	30	40		1200	125		1	1	1				14	325		110		150	100				
11	Atkins M.	50	150		2000	150	60	3	4	3		4	21	25	700		158		500	100				
12	Nelson S.	52	100		1300	125		2		1		1	21	20	300		91		500					300
13	Princeton J. W.	40	80		2000	125		1	3	1		2		30	400		280		300	100				
14	Princeton M.	40	80		2000	125		3		2		3	8	30	500		91		200	100				1000
15	Franklin M.	40	125		1600	125		2		1			6	9	300		92		250	100				
16	Readford W.	40	40		800	200		1	1	1				10	350		136		150	100				
17	Moore Robt.	85	45		2000	150		3		2		5	23	9	700		600		400	54				
18	Fisher F. W.	100	180		5000	200	50	2	9	2		5	26	20	900				500					
19	Wiland G.	11	34		6000	125		1				1	25		200		42		150	65				
20	Wiland Wm.	100	240		4000	600	100	3		4	2	8	12	20	600		100		200	130				
21	Atkins J. W.	20	30		800	200											100							
22	Borris David	30	90		1500	150		2		1		1	5	25	250		670		200	150				
23	Stevens M.	250	230		9600	500	100	12	0	4		4	25	1500		400		530	600					
24	Smith J. W.	97	100		2000	200	100	6	1	3		3	25	50	750		101		500	44				
25	Gildebrand L.	50	130		3000	200		2	1	1				2	275		295		400	100				
26	Smith J.	15	25		500	100		1							100		33		150					
27	Harris Wm. M.	30	30		600	200		4	1	2		4		20	535				500	150				
28	Green S.	30	50		1800	175		3	1	2		2	11	3	300		118		250	100				100
29	McDavid C.	40	15		600	85		1	1	1		4	9	29	325				500	50				1000
30	Reuben A. G.	80	180		4000	450	50	2	7	2	2	4	20	14	500		300		500	100				300
31	Green W. M.	40	50		1200	100		2							200		25		150					
32	Buchanan W.	120	120		2000	200	40	3	2	2		2	40	28	525				250	300				
33	Schum J. F.	15	25		800	100				1					30		60							
34	Wies J. W.	10	60		1200	150		1		1		1		4	150		50		250					
35	Nelson J. W.	40	80		2000	150		4	2	2		2	4	12	400		200		300	40				
36	Lewis Allick	30	50		1000	125		2		1		1	7	5	255		40		300					600
37	Smith J.	15	25		800	225		2	3	2		3	16	28	650		320		200	100				
38	Atkins Nathaniel	40	60		1200	175		1				1	5	6	115		278							
39	Apple L.	50	167		2570	150		2		1		10		20	300				150	50				
40	Handlman F.	75	245		3200	400	140	7		4		7	33	40	935				400	150				

20383434 73507785 1090109 37.62 6 96 37 362616545 6023 107203037 7560



State of *Missouri*, enumerated by me on the *10<sup>th</sup>* day of *August*, 1870.

*Geo. H. Pountain*, Ass't Marshal.

YEAR ENDING JUNE 1, 1870.

TOTAL VALUE.

Cotton.	Wool.	Peas and Beans.	POTATOES.		Orchard products.	Wine.	Produce of Market Gardens.	DAIRY PRODUCTS.			Hay.	SEED.		Hemp.	Flax.	Flax-seed.	Silk cocoons.	SUGAR.		Molasses.	BEES.		Forest products.	Value of Home Manufactures.	Value of animals slaughtered or sold for slaughter.	Estimated value of all farm products, including terms and additions to stock.	
			Irish.	Sweet.				Butter.	Cheese.*	Milk sold.		Clover.	Grass.					Myrtle.	Cane.		Wax.	Honey.					Dolls.
Bales (450 lbs.)	Lbs.	Bush.	Bush.	Bush.	Dolls.	Gallons.	Dolls.	Lbs.	Lbs.	Gallons.	Tons.	Bush.	Bush.	Lbs.	Tons.	Lbs.	Bush.	Lbs.	Hds. (1,000 lbs.)	Gallons.	Lbs.	Lbs.	Dolls.	Dolls.	Dolls.	Dolls.	
25	26	27	28	29	30	31	32	33	34	35	36	37	38	39	40	41	42	43	44	45	46	47	48	49	50	51	52
	40		20				25	150												40					150	580	
			10					100																		30	410
	28		40				25	100																		140	713
			25				25	100																		25	410
	20		15				25	75																		100	280
			20					150																		40	240
	75		50		150		25	150			10															200	835
			30		50		25	100			1										20					150	483
			20		50		25	100																		75	295
			10				25	150																		50	310
	40		20		50		25	100																		100	642
	25		40				20	100													20					100	415
			20					100																		45	513
	30		25				25	75													20					150	486
	20		30		50		25	200													40					160	540
			30					80																		35	413
	50		40		150		25	300			1										60					200	585
			25					400																		75	240
	100		40		150		25	75			2	28									15					500	718
	40		60		200		25	100			9										7					325	580
			20				25	300																		60	245
	1		10		100		20	100													10					125	1040
			60		200		25	300			1															350	1480
	40		25		100		25	100													10					200	862
			25		100		25	200																		300	984
			20					150																		80	290
	3		50		100		25	100													20					150	440
	20		25		100		25	150			2										25					140	545
	30		40		60		25	100																		75	487
	60		50		50		25	250			6										25					150	862
			20					100																		75	269
	200		60		100		25	100			10															275	840
	9		20					150																		80	225
	25		20		50		20	100																		55	320
	90		10		50		25	75			6										5					200	640
	14		25		25		25	100			1															200	584
			10		25		20	150																		100	730
	60		15					100																		60	345
			100				25	150			1															60	280
			40		100		20	450			1										40					200	780
*	20	1086	1230		2010		53	5930			46	28								379					5725	22434	

\* This will include only such cheese as is made upon the farm. Milk sent to cheese factories will be regarded as milk sold off the farm.












SCHEDULE 3.—Productions of Agriculture in Walker Township, in the County of San Mateo, in the State of California.  
 Post Office: California Nov.



1	ACRES OF LAND.			PRESENT CASH VALUE.		7	LIVE STOCK, JUNE 1, 1870.								PRODUCE DURING THE YEAR.																				
	Improved.	UNIMPROVED.		Of farm.	Of farming implements and machinery.		Total amount of wages paid and value of board.	Horses.	Mules and Asses.	Milch Cows.	Working Oxen.	Other Cattle.	Sheep.	Swine.	Value of ALL live stock.	WHEAT.		Rye.	Indian Corn.	Oats.	Barley.	Buckwheat.	Rice.	Tobacco.											
		No.	Woodland.													Other unimproved.	Dolls.								Dolls.	No.	No.	No.	No.	No.	No.	No.	Dolls.	Spring.	Winter.
		No.	No.													No.	Dolls.								Dolls.	No.	No.	No.	No.	No.	No.	No.	Dolls.	Bush.	Bush.
2	3	4	5	6	7	8	9	10	11	12	13	14	15	16	17	18	19	20	21	22	23	24													
1	Scruggs H. L.	7	38		600 75	250	2		2	4			215		109		50																		
2	Mans L.	15	105		800 40		1		1				85		50		100																		
3	Kader Jacob.	12	39		600 75	100	4		1	2		6	240		50		150																		
4	Hanly P.	45	75		1500 100	20	2		2	4	7	15	355		115		500																		
5	Ready P.	60	220		2000 100	75	3	2	4		12	45	405		200		200	20																	
6	Lusk M.	40	50		800 100	15	6		2	4			250		150		100	55																	
7	McBride Dan.	35	85		800 125		2		2	2	8	20	390		100		50																		
8	Walsh J.	30	180		600 125		1	1	2		4	15	245		80		50																		
9	Henry J. G.	60	875		2000 150	200	3		3	6	10	35	350		200		250	100																	
10	Walsh J.	50	100		800 100	50	2	2	2		4	50	370		146		150	217																	
11	James E.	40	80		800 125	40	1		1		3	13	130		40		150																		
12	Sullivan M.	25	55		300 100		3		2		3	15	255		125		100	20																	
13	George Hyatt.	15	28		400 75		3		1		1		100		40		100																		
14	Hartman J.	30	50		500 50	20	3		2		7	20	200		200		250																		
15	Price R. D.	40	130		1000 50		2		5	2	4	35	350		100		200																		
16	Mount J.	15	40		850 25		1		1			10	115		58		250																		
17	Price J. W.	25	15		450 50				1		1		20		100																				
18	Mathews P.	40	20		600 75				1		1	3	55		110		175																		
19	Gullett Jno.	25	55		800 75	25	4		1		8	17	225		125		250	50					75												
20	Miller J.	20	20		600 75				1				20																						
21	Johnson R.	60	180		1700 150	25	3	1	4		8	15	20	315		550		100																	
22	Loring H. F.	35	125		1200 75		2		3		3	9	145		105		150																		
23	Loring J. W.	15	24		400 50		1						75		100		150																		
24	Sherrill J.	10	30		400 100		2				1	5	100		75		100																		
25	Myers J. W.	20	20		400 60		1		1		3	7	135		50		60																		
26	Rob. A. Sr.	30	90		1200 100		5		2		5	11	475		175		200																		
27	McNeil E.	20	60		800 75						3	5	60		20		50																		
28	Werner H.	30	180		1600 250		4	2	1		4	11	595		190		300	195																	
29	Sherrill M.	10	10		200 50				1		1	3	50				100																		
30	Reed Jno.	25	75		800 100		1	2	1		2	15	275		60		250																		
31	Lucy J. W.	15	15		300 75	10	1	1	1		2	11	135		80		60																		
32	Lorgan W. L.	200	120		5200 250		5	4	2	2	40	50	1005		400		1000																		
33	McNiely J.	20	10		400 625		2		1				175		100		100																		
34	Lorgan W. L.	50	180		2000 140		4		3		2	50	18	415		80		150	30																
35	Oakley Jno.	5	85		400 75		3		2			10	155		140		150																		
36	Winter G. L.	30	50		700 75		5	2	1		1	25	400		20		200	20																	
37	Winter G.	40	100		1200 75		3		1			20	285		70		150	110																	
38	Winter G.	30	25		500 100		2		2		2	10	12	220		180		100	60																
39	Kenny A. J.	40	60		1000 125		2		4		6	10	16	310		150		450	25																
40	Pittman S.	50	60		1600 350		3		1		1	30	20	275		160		170																	

13743152 392004530 83 0 91 17 69 10 22 22553610705 4723 7270916 75

4823



State of Mo., enumerated by me on the 17<sup>th</sup> day of Aug., 1870.

Geo. H. Cantain, Ass't Marshal.

YEAR ENDING JUNE 1, 1870.

Cotton.	Wool.	Peas and Beans.	POTATOES.		Orchard products.	Wine.	Produce of Market Gardens.	DAIRY PRODUCTS.				SEED.				SUGAR.			BEES.		Forest products.	Value of Home Manufactures.	Value of animals slaughtered or sold for slaughter.	TOTAL VALUE.					
			Irish.	Sweet.				Butter.	Cheese.*	Milk sold.	Hay.	Clover.	Grass.	Hoys.	Hemp.	Flax.	Flax seed.	Silk cocoon.	Maple.	Cane.					Molasses.	Wax.	Honey.		
Bales (450 lbs.)	Lbs.	Bush.	Bush.	Bush.	Dolls.	Gallons.	Dolls.	Lbs.	Lbs.	Gallons.	Tons.	Bush.	Bush.	Lbs.	Tons.	Lbs.	Bush.	Lbs.	Hhds. (1,000 lbs.)	Gallons.	Lbs.	Lbs.	Dolls.	Dolls.	Dolls.	Dolls.			
25	26	27	28	29	30	31	32	33	34	35	36	37	38	39	40	41	42	43	44	45	46	47	48	49	50	51	52		
			10				20	50																600		60	825		
			6				20	50																300		10	425		
																											200		
			25				20				2													100		95	595		
			25		50		20	100			4													120		150	595		
			4				15	50			4															100	450		
			40																							80	220		
			10					50																		100	200		
			20		5		15																	200		100	200		
	15		20				20	50			2															150	650		
			30								2													70		75	500		
			30		25			25																		75	325		
			25					60			2															125	400		
			10																								95		
			20					25																		150	540		
			15					100			1															40	227		
			20																									220	
																								30				220	
																												75	
																												80	
	10		100																									300	
																									36		50	300	
																												60	
	35							60			6																	700	
	20		15					40																				200	
																												50	
																												475	
	4																											275	
	40		20				15	150																				275	
			15					50																				55	
	25		100				25	100			6																	1200	
																												240	
							15	50																				200	
	7		20				25	100																				195	
	100		50		50		25	300			4																	1350	
			10				20	50																				225	
	65		40				20	100																				240	
	20		30				15	20																				360	
	18		10				15	60																				250	
	15		20				15	75			2																	105	
																												510	
	80		20				20	100			2																	500	
	60		60				15	100			3																	425	
																												75	425

510 816 130 35 51975 40 760 201571 2170 14932

\* This will include only such cheese as is made upon the farm. Milk sent to cheese factories will be regarded as milk sold off the farm.







State of *Ohio*, enumerated by me on the *20<sup>th</sup>* day of *Aug*, 1870.

*Geo. H. Cantain*, Ass't Marshal.

YEAR ENDING JUNE 1, 1870.

Cotton.	Wool.	Fens and Beans.	POTATOES.		Orchard products.	Wine.	Produce of Market Gardens.	DAIRY PRODUCTS.			SEED.			Hops.	Hemp.	Flax.	Flax-seed.	Silk cocoons.	SUGAR.		Molasses.	BEES.		Forest products.	Value of Home Manufactures.	Value of animals slaughtered or sold for slaughter.	TOTAL VALUE.							
			Irish.	Sweet.				Butter.	Cheese.*	Milk sold.	Hay.	Clover.	Grass.						Maple.	Cane.		Wax.	Honey.					Dolls.						
Bales (450 lbs.)	Lbs.	Bush.	Bush.	Bush.	Dolla.	Gallons.	Dolla.	Lbs.	Lbs.	Gallons.	Tons.	Bush.	Bush.	Lbs.	Tons.	Lbs.	Bush.	Lbs.	Lbs.	Hhds. (1,000 lbs.)	Gallons.	Lbs.	Lbs.	Dolla.	Dolla.	Dolla.	Dolla.							
25	26	27	28	29	30	31	32	33	34	35	36	37	38	39	40	41	42	43	44	45	46	47	48	49	50	51	52							
							20	50																		30	190	1						
	20		5				25	80			3															10	120	2						
	20		10				25	150																		10	420	3						
	30		25				25	150			2																100	475	4					
			10				20	100			1											8					100	400	5					
			10				20	150																			100	300	6					
	10		10				20	100																				75	320	7				
	10		10				15	100																				10	200	8				
	20		20				20	150			2																60	375	9					
			15				20	100																			10	210	10					
	9		10				15																					20	275	11				
			10				15	100																				50	500	12				
	10		20		25		15	100			2																100	710	13					
			20		25		20	200			4	4																	495	14				
	25		15				20	100																			6	125	340	15				
	60		25				25	100			4																35	100	750	16				
	30		15		50		20	150			1															30	120	675	17					
																													225	18				
	25		20		75		20	125			1															15	140	600	19					
	25		20				25	200			4															40	200	1250	20					
			15				15	150																		20	100	200	21					
	15		10				20	100			1															30		175	710	22				
			10				20	100			2																	50	195	23				
			15				10	150																				30	440	24				
			10					75																				20	480	25				
			5					50																				10	25	200	26			
			10					150																				15	610	27				
			20					75																				20	480	28				
	20		20				15	100																			4	15	60	325	29			
	20		20				20	100																				15	70	450	30			
	25						15	100																					70	360	31			
	10		15				15	100																			20	60	320	32				
																													60		33			
			15				20	100			1																	150	645	34				
								100																				30	500	35				
	60		20		150		20	300			3															12	200	1040	36					
			15				20	100			1																	75	410	37				
	60		25				20	200																				200	500	38				
	25		10				15	250			2																20	100	600	39				
			10				20	100																					75	280	40			
553	535	325			63	04705					34	4																			242	80	3715	18145

\* This will include only such cheese as is made upon the farm. Milk sent to cheese factories will be regarded as milk sold off the farm.















State of *Missouri*, enumerated by me on the *12<sup>th</sup> to the 15<sup>th</sup>* day of *August*, 1870.

*Henry H. Simpson*, Ass't Marshal.

YEAR ENDING JUNE 1, 1870.

1	2	3	POTATOES.		Orchard products.	Wine.	Produce of Market Gardens.	DAIRY PRODUCTS.			SEED.			SUGAR.				BEES.		Forest products.	Value of Home Manufactures.	Value of animals slaughtered or sold for slaughter.	Estimated value of all farm production, including additions to stock.	TOTAL VALUE.	1								
			Irish.	Sweet.				Butter.	Cheese.*	Milk sold.	Hay.	Clover.	Grass.	Hops.	Hemp.	Flax.	Flax-seed.	Silk cocoons.	Maple.							Cane.	Molasses.	Wax.	Honey.	Dolls.	Dolls.	Dolls.	Dolls.
	70				50			250			20														20				50	350	1300		
	15							100																						75	400		
	12	10	6					200																		12	50	50	100	350			
			25	5				200																	10	40			350	1250			
	30		10		10			50			12																	8	50	300			
																															450		
			50		200			500		200	9																				2000		
			80					50																							350		
			5		25			200			8																		400	1000			
					100			50			15																75		100	850			
																															300		
	3000		150		75			500			130	6																	2500	4300			
			50	5	200			1000			20																		200	1500			
			12					50			25																		25	400			
			8					100			1																		30	200			
																															none		
			20	2				50																					80	300			
																															400		
																															175		
	80		100		25			200			10															10	300		150	500			
		2	14		125			300			5															1	300		3000	5000			
	20		100		25			200			15																				400		
	100			20				50		20	8																	10	20	200	500		
								50			2																				100		
		25						200			50																	200		150	1000		
			200					400		100																					300		
			10	6	5			100																						800	1000		
	50		100					300			12																		25	500	1200		
			10		5																								25	100	300		
	16							150			10																			250	1000		
			100	5	25			200			20	96																	250	3000			
			50		5			200																						500	1000		
								50			20																			200	1200		
	50		40		100			150			20																		300	1500			
			10					200																						150	500		
			40		125			250			10																	25	400	1250			
			10					25																						30	100		
	50		10		50			150			20																50	200	25	350	1150		
		1	20					25																					20	75	200		
	30		100		50			100			12																			200	700		
	1552	28	1255	44	1180			1600		320	29															100	22	90	10	203	865	5725	

\* This will include only such cheese as is made upon the farm. Milk sent to cheese factories will be regarded as milk sold off the farm.





SCHEDULE 3.—Productions of Agriculture in Willowfork Township, in the County of Monitowau, in the Post Office: California

Name of Agent, Owner, or Manager.	ACRES OF LAND.			PRESENT CASH VALUE.		Total amount of wages paid during the year, including value of board.	LIVE STOCK, JUNE 1, 1870.								PRODUCE DURING THE YEAR.									
	Improved.	UNIMPROVED.		Of farm.	Of farming implements, tools, and machinery.		Horses.	Mules and Asses.	Milch Cows.	Working Oxen.	Other Cattle.	Sheep.	Swine.	Value of ALL live stock.	WHEAT.		Rye.	Indian Corn.	Oats.	Barley.	Buckwheat.	Rice.	Tobacco.	
		No.	Wood-land.												Other unimproved.	Dolls.								Dolls.
1	2	3	4	5	6	7	8	9	10	11	12	13	14	15	16	17	18	19	20	21	22	23	24	
Smith Peter	200	60	60	5000	400	130	12	2	6		5	40	25	1000		200		500	1000	20				
Brooking G. M.	385	35		8000	500	800	11		7	2	6	17	50	1200		245		1500	1000					
Pulley E. J.	100	20		4000	150		4	1	3	2	4	25	25	800		100		500	250					
Bird Peter	75	45	80	8000	150		2		3				27	500				1000	100					
Pulley Edmond	20			R	100		1	2	3		2	4	20	500		63		500						
Petter Thomas P.	20	20		1200	100	250		1	2		2	20	14	300				250						
Pette B. H.	100	100		4000	200	600	7	5	6	2	2	30	40	1000				1500	100					
<del>Wilson Wm</del>	<del>1</del>			<del>100</del>			<del>1</del>	<del>1</del>	<del>2</del>	<del>2</del>		<del>5</del>	<del>250</del>					<del>20</del>						
Breden Green	20			R	50		2		1				12	10	200			300	80					
Sordory H. H.	20			R	50		2		1				10	16	200		13	250	50					
Sordory Catherine	80	80		3500	50		6	2	2		1	17	12	600		56		500	233					
Breden Laten	20			100	100		3		1				5	200				300	80					
Grazier J. S.	40			R	60	60	4		1		3	20	16	400				500	125					
Crawford Wm W.	100	80	170	8000	200	15	2	2	1				3	400				2000						
Dunham John W.	100			R			3		1				50	500										
Dinity Henry	120	40		6000	200	100	4	2	2		3		16	500		250		800	450					
Poppewell R.	160	150	90	8000	200	50	7		6	2	30		100	1800		120		2000	600					
Hardy H. E.	120	80		5500	100	350	6	2	3		13	3	35	500		600		100						
Hisher A. B.	160	40	120	8000	400	400	4	3	4		5		80	1600		500		2500	400					
Shields Louisa	75	5		3000		300		2					240	5000				800						
Hisher Peter W.	80	80		5000	150	300	4	1	3				90	1250		250	40	1000	100					
Miller W. P.	800	150		25000	1000	1200	11		9		30	300	60	1250		300		1000	50					
Howard J. J.	200	140	120	8000	400	150	7	4	4		1		18	1000		230		500	400					
McClanahan H.	50	100	40	4000	100	50	2	4	3		6		13	1000		130		600	150					
Gregory Orgood	50			R			2		1		1		6	250		100		60	200					
Gregory George A.	50			R			2						5	200		50			200					
Hickman J. W.	40			R			3		1			25		350		54		200	200					
Gilbert C. J.	240	250		12000	200	600	11	4	2		1		5	1200		475		375	400					
Price Henry	45			R				2					12	300		50		600	300					
Howard W. S.	80	40		4000	200	50	4		5		7		14	600		300		200	400					
Crumph Edmon C.	60			R			1	1	1				10	250		65		500	500					
Sern John	100	40		5000	400	300	7		3				15	700		400		800	800					
Newkirk Tobias B.	50	90		3600	100	25	2		1				9	250		162		50	225					
Gilbert B. H.	170	150		13000	250	600	4	5	4		8	27	20	1000		300		750	450					
Griffin James W.	40	30		2500	100	25	2		1				4	250		150	20	250						
Petre Thomas H.	100	50		6000	400		5	1	3		4		15	800		250		300	150					
Donley Jacob	280	40		10000	500	100	4		4		6	60	40	1000		200		500	1000					
Rider Jacob	150	120		10000	200		3		5		7	100	35	1000		300		1000	600					
Taylor Clover M.	40			R			2		2		3		5	350				500	375					
Langherty W. H.	30				100		5		1		2		12	600				500	200			8		

Learn

4568 2015 680 4994 400 110 6 455 161 46 106 8 52 161 170 30800 58 60 255 1168 20 8







SCHEDULE 3.—Productions of Agriculture in *Willowfork Township*, in the County of *Montana*, in the

Post Office: *California*



Name of Agent, Owner, or Manager.	ACRES OF LAND.			PRESENT CASH VALUE.		Total amount of wages paid during the year, including value of board.	LIVE STOCK, JUNE 1, 1870.								PRODUCE DURING THE YEAR.								
	Improved.	UNIMPROVED.		Of farm.	Of farming implements and machinery.		Horses.	Mules and Asses.	Milk Cows.	Working Oxen.	Other Cattle.	Sheep.	Swine.	Value of all live stock.	WHEAT.		Rye.	Indian Corn.	Oats.	Barley.	Buckwheat.	Rice.	Tobacco.
		Woodland.	Other unimproved.												Spring.	Winter.							
No.	No.	No.	Dolla.	Dolla.	Dolla.	No.	No.	No.	No.	No.	No.	No.	Dolla.	Bush.	Bush.	Bush.	Bush.	Bush.	Bush.	Bush.	Lbs.	Lbs.	
1	2	3	4	5	6	7	8	9	10	11	12	13	14	15	16	17	18	19	20	21	22	23	24
Koehner John	35	25		2500	100		3	2		1			4	350	85		100	35					
Kamerich Peter	45	15		1800	100		2	1					4	300	75		200						
Shaner Hendrick	50			R			2	2	1		7		9	500	135		200	100					
Read Edmond	30				25		4						16	200			500	60					
Class John W.	40	10	80	4000	200		2	2	7	2	9		10	800	30		500	300					
Koppler Wm	40		40	1000	100		2		1		2	4	4	275			50	100					
Miller John	38			3000	100	100	3		2		2		9	300	30		150	200					
Rosenhan Gotthap	15			1000	100			2	1				4	250	100		150						
Sharp William	150			6000	500	400	4	2	6			30	24	1300	45	25	31	1000	442	100			
Kamerich John	160	60		6000	300	100	1	2	3		5		12	600	300		750	50					
Wyand Joseph	75	20		3000					3					100	25		80	130					
Deedrich Andrus	40			R	100	100	2		1					300	50		175	260					
Culhoun Thomas	370	120	40	20,000	300	300	2		4	1			6	500	25	400	500	1,000					
Todd Isaac P.	75	40		4500	100		10	2	4		2		15	1000			1,000	200					
Diehl Joseph	120	80		6000	200	50	2	6	1		2		1	900		60	1,000						
Weber Godfrey	194	40		6000	300	400		2	5		3		16	500	350		1,000	1,500					
Gallagher Charles	160	110		3700	110	80	4		3		3	3	8	400	50	32	750	800					
Smith Peter J.	100	20		3000	200		6	1	3		1		3	450	342		300	100					
Brown Silas	113	100		6000		60	2						1	200	197		300	298					
Huff Sandy	160	100		6000	200		14	4	5	2	45	130	33	2500	150		700	300					
Colier Daniel	145	60		3500	100	50	2	1	4		4	14	8	650	100		700	300					
Clark William	45	20		2000	100		2		1					200			250	250					
Smith Wash	25			R			2		1		1		8	400	16		400	50					
Foreman Ed W.	120	20		4000	250	100	4	1	3	7	2	21	3	500	107		500	215					
Davis Charles	80	80		4000	280	20	7		3			20	12	600			750	200					
Howard James B.	80	40		4000	150	30	4		4				11	600	50		500	100					
Robertson Bird	30			R	100		3		2				2	350			300						
Lett Louis	160	120		3000	200	30	2	2	4				25	600	150		100	800					
Briscoe A.W.	160	120		4000	25		4		2		4	19	6	300	38		500	150					
Carpenter Susan	100	100	30	3500	100	25	5		3		6	20	6	500	80		750	600					
Carpenter Jacob	100	200		4000	200	50	7	2	4		18	45	15	1000	200	30	500	180					
Smorgrass W.W.	40			1000	100		2		2		1	8	7	300			400	150					
Atkenson Thomas	80	80		3000	100		4	2	3		9	13	11	800	60		500	300					
Atkenson W.D.	25			R			2						5	400									
Chine Peter Wm	40	40		1400	150		3		2				10	350	300		200	50					
Chenault N.C.	140	80	80	2000	50		6	2	6		20	35	17	1000	300		500	400					
Smorgrass W.W.	300	200		10,000	300	150	6	2	6		25		30	1300	320	20	1000	600					
Carpenter W.W.	300	40		4000	200	50	4		2		13	7	23	650	100		450	250					
Davis Lemuel	100			R			2		2		1	10	10	300			300	250					
Smith Anna W.	80	40		2500	300				4	4			12	600	80		400	300					

3983 1980 270 4540 5740 2115 30 41 11 6 152 384 401 2925 74 4240 173 1782 1125 1111









SCHEDULE 3.—Productions of Agriculture in Willowfork Township, in the County of Monteau, in the  
 Post Office: California

1	ACRES OF LAND.			PRESENT CASH VALUE.		7	LIVE STOCK, JUNE 1, 1870.								PRODUCE DURING THE									
	2	UNIMPROVED.		5	6		8	9	10	11	12	13	14	15	WHEAT.		18	19	20	21	22	23	24	
		3	4												16	17								
Name of Agent, Owner, or Manager.	Improved.	Woodland.	Other unimproved.	Of farm.	Of farming implements and machinery.	Total amount of wages paid to laborers including value of board.	Horses.	Mules and Asses.	Milch Cows.	Working Oxen.	Other Cattle.	Sheep.	Swine.	Value of all live stock.	Spring.	Winter.	Rye.	Indian Corn.	Oats.	Barley.	Buckwheat.	Rice.	Tobacco.	
	No.	No.	No.	Dolls.	Dolls.	Dolls.	No.	No.	No.	No.	No.	No.	No.	Dolls.	Bush.	Bush.	Bush.	Bush.	Bush.	Bush.	Bush.	Lbs.	Lbs.	
1	Jusher John	60	20		2000	100		2	2			6	10	300										
2	Adair Stephen	90	110		3000	100	40	10	1	3		6	60	24	1050	44		250	800					
3	Poe David	50	35		1500	35		2	1	1		5	250		49		250	315						
4	Adair Houston	60	100		2500	100	50	4	5	4		3	30	32	700	108		250	312					
5	Nelson James	30	10		600	50		2	1	1		6	3	150	100		200							
6	Kavanaugh Charles	150	220		7000	275	80	10	5	10		40	40	1050	300		400	1100						
7	Remion Joseph	34			25			4	3	2		25	700		50		100	200						
8	Colier Leonard	500	80		12000	200	50	7	5	7	4	50	20	2500	350		1500	300						
9	Schreck Leonard	200	100	100	8000	100	600	2	6	8		6	45	22	1000	200	150	750	40					
10	Stargel G. W.	80			150			3	4	2	20	11	16	900	50		750	180						
11	Wolf Volentine	100			500	220	20	2	2	3		9	4	20	600	130	25	600	260					
12	Atkinson James	20	36		1000	10		1	2			12	5	200	50		50							
13	Pickenbanch C.	70	40	8	2000	150		4	1	4		3	5	13	500	55	33	300	300					
14	Cox Sarah	22	10	2.5	1200	10		2				8		150				50						
15	Wolf Adam	240	160		8000	250	250	6	2	4		9	8	16	1000	200	25	500	300					
16	Wolf John B.	40			100	50		3	2	1		8	8	325	60	20	300	200						
17	Parker A. G.	120	40		3500	150		2	2	2		2	1	2	550	260		750	690					
18	Clemmer Mike	40			10			2	1	1		9		150			500	76						
19	Wolf Andrew	45	40	7.5	2500	100		6	5	2	5	9	7	750	44	17	200	200						
20	Breter Ferdinand	75	75	7.5	3500	250	150	2	4	6		10	7	9	1100	45		250	400					
21	Meritt John S.	40	40		2000	20		4	1	3		1	30	7	600	15		500	300					
22	Repler William	80			2000	100		2	2			4	2	300	40	3	250	200						
23	Jones W. H. C.	20	40	100	2000	20		3	2	2		1	4	7	500	25		500	75					
24	Steinel Hubard	50	20		1400	50		4	4			3	20	6	500	116		500	162					
25	Nelis Peter	60	20		1500	25		2	2	2		8		250	170		400	50						
26	Rutenkuler John	100	20		3000	200	300	4	2	4		5	9	800	170		1500	230						
27	Rizhermer Henry	100	40		4000	50		3	2			3	3	200	40		700	400						
28	Resniff Peter J.	72	10		2500	100		2	3	1		7		350	130		300	250						
29	Dick Adolphus	75	60		2500	100		3	4			8		350	75		200	125						
30	Vophan August	80	40		2500	100		2	1			8		300	80		450	360	26					
31	Summerhouser Peter	110	17 1/2		2500	200	200	2	2	5		12	1	26	800	220		1200	320					
32	Hoglebecker Guffy	60	50	10	2500	200	50	3	1	3		4	4	5	600	145		500	300					
33	Smith William	60	30	10	2000	100	100	4		3			4	300	134		500	200						
34	Jisher Peter Joe	160			3200	300	70	3	3	5		8	14	9	700	515		350	400					
35	Kirchner Adolphus	80	10		2000	100	100	2	2			12		300	130		500	200						
36	Donner John	35	40	8.5	3000	150	400	3	2	3		3		600			400	20						
37	Hartman Henry	100	60		4500	150	25	3	2	4		6	40	11	750	105		300	215					
38	Stephens Phillip	150	50		8000	150		2	2	3		3	4.5	700	160		700	400						
39	Robertson W. H.	80	60	20	6000	100		2	1	6		3	5	550	200		500	300						
40	Marten W. B.	120	40		5000	75	150	3	3	3		3	11	20	600	100		500	700					

2658 1603 26  
 12400 4955 2555 1200 46 131 5 199 290 488 14075 15 5168 278 650 10800 26







SCHEDULE 3.—Productions of Agriculture in *Willowfork Township*, in the County of *Monitewa*, in the

Post Office: *California*



1	ACRES OF LAND.			PRESENT CASH VALUE.		7	LIVE STOCK, JUNE 1, 1870.								PRODUCE DURING THE YEAR.									
	Improved.	UNIMPROVED.		Of farm.	Of farms, inclos. meadows and orchards.		Total amount of wages paid during the year, including value of board.	Horses.	Mules and Asses.	Milk Cows.	Working Oxen.	Other Cattle.	Sheep.	Swine.	Value of ALL live stock.	WHEAT.		Rye.	Indian Corn.	Oats.	Barley.	Buckwheat.	Rice.	Tobacco.
		No.	Wood-land.													Other unimproved.	Dolls.							
2	3	4	5	6	7	8	9	10	11	12	13	14	15	16	17	18	19	20	21	22	23	24		
1	James Elizabeth	50	20		3000		4	1					250				300	30						
2	King Mary	80	40		3500	75	2	2	1	15	7	200			9		100	200						
3	Newkirk A. P.	35	35	50	3600	200	2	3	2	5	8	350			118		500	250						
4	Hickman Frederick	20	80	20	3600	50	3	3			6	8	350			50		250	700					
5	Hickman A. G.	40	20	60	3600	50	25	4	3	1	5	10	500			50		200	100					
6	Newkirk Mary	80	60	220	10800	200	50	4	3	4	9	8	1000			118		500	400					
7	Newkirk D. S.	60	120	140	11000	200	100	5	3	3	2	7	850			400		200	300					
8	Drake Peter S.	10	15		700	20		2	2			7	7	200			60		100	100				
9	Young Susan M.	30	45		2200	60		1	1			7	100			30		50	50					
10	Shinton J. M.	80	120	240	11000	50	50	5	11	7	27	50	25	2500			130		300	1000				
11	Bowen Charles D.	100	100	20	5000	300	25	8	11	16	50	20	1400	100	100			500	700					
12	Shinton John H.	40	80	80	5000	150		3	2	5	18	4	500			75		250						
13	Shinton Eliza J.	40	60	100	5000	100	25	4	3			12	10	550			75		250	400				
14	Worley Samuel	30			R	100		5	2	2	4		20	18	750			70		350	100			
15	Carter Wm. M.	60	40	20	2500	50		2	1			13	18	300			43		300	150				
16	Salbott Richard	220	180	140	11000	200	3000	5	5	6	6	32	19	1200			700		700	200				
17	King J. H.	200	140	180	10000	150	200	4	5	6	7	32	64	1400			200		500	800				
18	Smith Wm.	80	70	40	4000	200	50	4	6			5	18	500			177		500	484				
19	Morlock Edward	200	40		5000	200		4	1					400			100		300	1000				
20	Love Daniel	70	40	10	2500	100		4	2	2	6	24	700			100		500	250					
21	Smorgrass Wm. P.	80	10		3000	100	25	2	2	2	3	8	15	550			25		500	200				
22	Williamson Enoch	120	40		4000	150		2	2	2		4	500			50		1500	600					
23	Hivis Napolian G.	30			R	100		6	4	3	15	6	500											
24	Newcomb Wm.	60			R	125		4	3	1	28	2	450			200		600	140					
25	Helder Godfrey	65	20		2500	100		2	2	5	1	14	600			30		200	60					
26	Clark A. M.	250	180	120	14000	200	300	3	3	15	45	30	2400			20		3000	1700					
27	Gray Ruffin	20			R	20		2	2			4	200					300						
28	Hagan R. N.	80	60		3500	100		5	2	4	3	6	800			100		300	1400					
29	Evans Thomas	60	17	20	3000			1	3				150			100		500						
30	Holley George M.	50	50		3000	50	300	4	2	4	1	32	6	700			160		1000	300				
31	Cook D. C.	120	40		3000	100		2	4	2	1	7	200			20		1250	800					
32	McPherson Martin	60	40		2500	50		2	2			6	300			60		600	300					
33	Woods John	100	70	30	4000	100		3	2	4	10	20	12	750			300		1000	300				
34	Cook Fred	80	40		3000	100	150	2	3	2	2	6	450			150		700	300					
35	Oglesby P. G.	80	40		3000	100	100	2	5	8	8	8	1300			90		900	200					
36	Newkirk Drake	60	165		6000	200	300	4	4	2		9	600			100		100	200					
37	Hurd Wm. H.	70	80		4000	100	100	2	3			15	10	450			450		500	100				
38	Hinley Wm. W.	60	120	20	4000	200	300	8	4	3	30	16	600			160		600	300					
39	Hinley John J.	55	25		1600			1	2				300			50		300	150					
40	Newkirk H. R.	100	60	80	5000	200	100	5	2	4	4	18	700			360		300	300					

Handwritten notes and calculations at the bottom of the page, including totals for columns 2-4, 8-15, and 16-24. Some numbers are circled or underlined.











State of Missouri, enumerated by me on the 1<sup>st</sup> to the 2<sup>nd</sup> day of September, 1870.

Henry H. Simpson, Ass't Marshal.

YEAR ENDING JUNE 1, 1870.

	Cotton. Bales (50 lbs.)	Wool. Lbs.	Peas and Beans. Bush.	POTATOES.		Orchard products. Dolls.	Wine. Gallons.	Produce of Market Gardens. Dolls.	DAIRY PRODUCTS.			SEED.			Hops. Lbs.	Hemp. Tons.	Flax. Lbs.	Flax-seed. Bush.	Silk cocoons. Lbs.	SUGAR.		BEES.		Forest products. Dolls.	Value of Home Manufactures. Dolls.	Value of animals sold for slaughter. Dolls.	TOTAL VALUE. Dolls.			
				Irish. Bush.	Sweet. Bush.				Butter. Lbs.	Cheese.* Lbs.	Milk sold. Gallons.	Hay. Tons.	Clover. Bush.	Grass. Bush.						Maple. Lbs.	Cane. Hhds. (1,000 lbs.)	Molasses. Gallons.	Wax. Lbs.						Honey. Lbs.	
	25	26	27	28	29	30	31	32	33	34	35	36	37	38	39	40	41	42	43	44	45	46	47	48	49	50	51	52		
1		30		30		10			100													40				10	175	500	1	
2		30							100													20				30	100	350	2	
3				10					150													10					250	400	3	
4		25							150													5					500	1500	4	
5						250			150			10															225	1350	5	
6		60				15			150			10										40				50	200	650	6	
7		15		20					100			8															15	150	450	7
8		24		40					50													20					60	250	8	
9		10		25					150			5														25	250	1150	9	
10				10																						20	60	200	10	
11		20		150					100																		50	150	11	
12				60					50			1										40					75	350	12	
13		20		40					200													100					100	550	13	
14		15																				20				20	50	300	14	
15		30		10		15			150			10										50					125	500	15	
16																													16	
17																													17	
18																													18	
19																													19	
20																													20	
21																													21	
22																													22	
23																													23	
24																													24	
25																													25	
26																													26	
27																													27	
28																													28	
29																													29	
30																													30	
31																													31	
32																													32	
33																													33	
34																													34	
35																													35	
36																													36	
37																													37	
38																													38	
39																													39	
40																													40	
	279			395		290			1600			44									345				170	2370	8650			

\* This will include only such cheese as is made upon the farm. Milk sent to cheese factories will be regarded as milk sold off the farm.