



SCHEDULE 3.—Productions of Agriculture in Albion Township in the County of Madison, in the Post Office: Marysville

Name of Agent, Owner, or Manager.	ACRES OF LAND.			PRESENT CASH VALUE.		Total amount of wages paid during the year, including value of board.	LIVE STOCK, JUNE 1, 1870.								PRODUCE DURING THE YEAR.										
	UNIMPROVED.			Of farm.	Of farming implements and machinery.		Horses.	Mules and Asses.	Milk Cows.	Working Oxen.	Other Cattle.	Sheep.	Swine.	Value of all live stock.	WHEAT.		Eye.	Indian Corn.	Oats.	Barley.	Buckwheat.	Rice.	Tobacco.		
	Improved.	Woodland.	Other unimproved.												Dollars.	Dollars.								No.	No.
1	2	3	4	5	6	7	8	9	10	11	12	13	14	15	16	17	18	19	20	21	22	23	24		
1	Staples Marcus	80	10		2800	73'			3	3	4		20	700	22			5'00							
2	Staples Abrah R.	80	12	108	2700	100			4		12		10	79	1000	30		1500	150						
3	Spalte Geor. H.	52	20	23	2000	130			3		7		14	23	900	84		500		3'3					
4	Spalte John W.	100	60		4300	200			8		6		20	13	60	1200	100		1200	400					
5	Harmon Carson	63	3	40	2100	150			3		1		3	13	400	60		600							
6	Swens Harris	20	6	30	1300	50			4		1				450			400							
7	Day Smith	100	30	30	3000	250	96		3		3		34	40	1000	46		1500			20				
8	Houston William	41	30	30	2100	100			4		2		4	10	13	600	17		900	150					
9	Houston Edward W.	80	40	40	3200	125'			4		5		3	34	30	600	20		300	30					
10	Andrews George	40		40	800	50			3		1		1	13	14	300									
11	Johnson Frank R.	43	13	40	2000	50			3		4		1	30	22	600	86		300	65'					
12	Johnson Joseph G.	45	10	63	3000	40			6		5		1	16	300	26		1300	149						
13	Houston Spencer	33	30	35	2000	130			4		3		4	10	20	800	20		400	130					
14	Martin Justis W.	35	5	5	900	60			3		2		2		3	800									
15	Rosecrans Lewis	30		24	1300	125'			3		1					300									
16	Cousins Concord	80	20		2000	100			3		5			16	8	400	20		1300						
17	Davidson Henry	102	30		3300	130			6		3		10	18	30	800			1000						
18	Saurance Autumn	30		100	1300	100			2		3				4	900									
19	Burch Achillis	30	12	30	1600	205'			2		1		2	4	38	10	400	57		300					
20	Burch Achillis Sr.	35	9	15	800	90			3		2		6	18	29	500	37		1200						
21	Burch Abner	25	6	10	800	30			2		2		8	1	13	400	30		400	30					
22	Richards W. M.	60	24	46	3000	75'			4		3		2			450	310		8	300	40				
23	Price Alden	40	10	30	2000	125'					3		4		12	400			300						
24	Hastetter John	28	25	35	6000	100			4		2		6		6	800	20								
25	Hillis Peter	30	10	35	3000	125'			2		7		10		10	500									
26	Carr Charles	260	4	200	5600	243'	400		2		6		10	49	10	30	3500			1000					
27	Carr Robert	70	8	10	2125	75'			2		3				4	330	383		3000	98					
28	McGinty Rose A.	75	19	66	3600	30			4		3		2	23	25	600			900	50					
29	Baxter Nicholas	120		22	2800	30			2		3		3		12	375			1000						
30	Kendy Robert K.	40	10		1900	90			2		1			6		200									
31	Carl Henry	25	15	60	2000	125'			5		2		2		17	600			800						
32	Hilles George	30			750	50			2		3		1	7	13	350									
33	Cannichael Constan	30		10	800	125'			3		3			50	30	500									
34	King Albert	25			600	40			2		1		1		25	300	10		400						
35	Pierce Daniel	60	17		2000	35'			6		3		1	15	34	750			1300						
36	Dolly Hugh Leachman	50	6	71	3115	50			3		1			19	20	350			200						
37	Pierce Nathan Sr.	60	17		2000	35'			2		2		2		18	400			3000						
38	Burch Abner	180	31	20	6000	175'	63'		7		9		33	30	25	1800	113		3300	80					
39	Von George	90	10	38	4125	265'			3		2		4	38	100	1000	100		1000	100					
40	Spauld William	140	70	87	7400	300	444		5		5		12	23	30	1000	80		3000	100					
		2572	632	1916	4975	4665	1005		136		17		139	10	256	380		869	2525						
																		8	32500	1562	53	20			



State of Missouri, enumerated by me on the 14<sup>th</sup> day of July, 1870.

S. C. McQuinn, Ass't Marshal.

YEAR ENDING JUNE 1, 1870.

Cotton.	Wool.	Peas and Beans.	POTATOES.		Orchard products.	Wine.	Produce of Market Gardens.	DAIRY PRODUCTS.			Hay.	SEED.		Hops.	Hemp.	Flax.	Flax-seed.	Silk cocoons.	SUGAR.			BEES.		Forest products.	Value of Home Manufactures.	Value of animals slaughtered or sold for slaughter.	TOTAL VALUE.			
			Irish.	Sweet.				Butter.	Cheese.*	Milk sold.		Clover.	Grass.						Maple.	Cane.	Molasses.	Wax.	Honey.					Dolls.	Dolls.	
Bales (450 lbs.)	Lbs.	Bush.	Bush.	Bush.	Dolls.	Gallons.	Dolls.	Lbs.	Lbs.	Gallons.	Tons.	Bush.	Bush.	Lbs.	Tons.	Lbs.	Bush.	Lbs.	Lbs.	Hhds. (1,000 lbs.)	Gallons.	Lbs.	Lbs.	Dolls.	Dolls.	Dolls.	Dolls.			
25	26	27	28	29	30	31	32	33	34	35	36	37	38	39	40	41	42	43	44	45	46	47	48	49	50	51	52			
			30					300			10										13'					230	575	1		
			100					200			20										40						685	1785	2	
			100					200			40										21						800	1460	3	
	30		30		25'			350			40										16		100			200	2150	4		
			12					50			10																250	675	5	
			16								40																		405	6
								100			8											20					800	1680	7	
	16		10					100			4											20					100	705	8	
	60		40					150			20											30		100			100	485	9	
																														10
	35'		20					50			5'											80					175	635	11	
								150			8																	240	1160	12
			18					100			8											20					130	525	13	
																														14
																														15
	46		70					100			10											20		35'			350	1000	16	
	37		30					250			15'											30					175	855	17	
																														18
	35		15'					40			8											20					75	990	19	
	30		20					50			15'											60					100	700	20	
											8																		305	21
			40					100			10																	350	1065	22
	28'		30					100			10																	45	890	23
								50			4											12						36	95	24
																														25
	40		30					150			50											20					420	1335	26	
	40		30					100			10											40					1300	3250	27	
	38		20					50			5'											50					75	625	28	
	25'		30					200			10											32					70	710	29	
																														30
			10					50			6											20					330	800	31	
																														32
			20					30			4											13'					42	290	34	
	40		100					35			10																75	925	35	
	30		40					50			2																45	185	36	
			60					75			10																180	1265	37	
	188		20					150			30											30		50			300	965	38	
	40		30					300			20													30			700	1640	39	
			30					200			12																100	1815	40	
	705		991		25			3720			462											611		305			9098	31245		

\* This will include only such cheese as is made upon the farm. Milk sent to cheese factories will be regarded as milk sold off the farm.















State of Missouri, enumerated by me on the 19<sup>th</sup> day of July, 1870.

S. C. McLaughlin, Ass't Marshal.

YEAR ENDING JUNE 1, 1870.

Cotton.	Wool.	Peas and Beans.	POTATOES.		Orchard products.	Wine.	Produce of Market Gardens.	DAIRY PRODUCTS.			Hay.	SEED.			Flax.	Flax-seed.	Silk cocoons.	SUGAR.			BEES.		Forest products.	Value of Home Manufactures.	Value of animals and stock sold for slaughter.	TOTAL VALUE.				
			Bales (450 lbs.)	Lbs.				Bush.	Bush.	Bush.		Dolls.	Dolls.	Lbs.				Lbs.	Gallons.	Tons.	Bush.	Bush.					Lbs.	Tons.	Lbs.	Bush.
25	26	27	28	29	30	31	32	33	34	35	36	37	38	39	40	41	42	43	44	45	46	47	48	49	50	51	52			
	150		23'					100			8															50	365	1		
	30		23'					50			7																40	335	2	
	30		10					100			6																30	335	3	
	25		40					50			10																160	590	4	
	50		20					50			7										30						300	910	5	
																														6
	30		10					3													15'							30	310	7
																														8
	66		30					100			8										30						75	680	9	
			30								6																30	375	10	
	28							50			6																100	650	11	
	15'		30					75'			10										50								350	12
	30		40					100			4										15'	50					30	390	13	
			30					100			6										30						31	431	14	
	50		30					135			10																95	465	15	
			18					150			7										15'						100	690	16	
																														17
			10					75'			10																450	775	18	
			10					100			8										20	50					30	320	19	
			30					75'			10											50					300	975	20	
																														21
																														22
	50		50					100			10																110	100	600	23
	40		30					75			8																115	807	24	
			30					40			6										30						20	350	25	
																														26
																														27
	15'		50					100			6										40						135	855	28	
								50			4																100	630	29	
	120		100					350			15'										60						1200	3120	30	
	50		15'					300			20										45'						300	1485	31	
																														32
	66		30					375			20										40						3000	4040	33	
																														34
	75'		100					300			15'										80						425	1615	35	
	20		22					100			10																60	570	36	
	75'		100					300			25										70						250	1585	37	
	30										14										16						50	385	38	
																														39
			20					50			5'										35'						180	370	40	
	1050		1090					3340			278									613		310				7843	26593			

\* This will include only such cheese as is made upon the farm. Milk sent to cheese factories will be regarded as milk sold off the farm.



















OCT 31 1870

SCHEDULE 3.—Productions of Agriculture in West Virginia, in the County of Lincoln, in the

Post Office: Lynchburg

Name of Agent, Owner, or Manager.	ACRES OF LAND.			PRESENT CASH VALUE.		Total amount of wages paid to hired hands including value of board.	LIVE STOCK, JUNE 1, 1870.								PRODUCE DURING THE YEAR.												
	Improved.	UNIMPROVED.		Of farm.	Of farming implements and machinery.		Horses.	Mules and Asses.	Milch Cows.	Working Oxen.	Other Cattle.	Sheep.	Swine.	Value of all live stock.	WHEAT.		Eye.	Indian Corn.	Oats.	Barley.	Buckwheat.	Rice.	Tobacco.				
		No.	Wood-land.												Other unimproved.	Doll.								Doll.	No.	No.	No.
1	2	3	4	5	6	7	8	9	10	11	12	13	14	15	16	17	18	19	20	21	22	23	24				
Shea, Jeremiah	50	6	130	3000	150		3		8		11	15	35	900				300							1		
Brightling, Wm.	45	5	87	2000	150		2	2	2		2		11	550	29			100	30						2		
Prasad, Oliver O.	25	15	100	2200	100		2		2		3		9	410				250	300						3		
Bryant, Alex	30			R	100				2	2			7	310												4	
Miller, Wm.	80	20	34	2600	750		2		4		3	10	9	470				600	30						5		
W. W.	30			R	75		2		1				2	250												6	
W. W.	40	10		1500	170	50	3		5		19	30	38	1030				800	100							7	
Lope, David W.	40	2		1260	150		4		3		4	26	12	700												8	
W. W.	80	160		3000	150		2	2	10		30	12	23	1400												9	
W. W.	120	20	70	5350	200		6	4	8		34	34	65	2360	54			3000	100							10	
Jay, Thomas	100	20	30	5000	175		4		14		35	18	23	1750	55			1000	200							11	
Donaldson, Richd.	100	20	30	3500	750		7		5		8		20	1150	8			1000	100							12	
W. W.	40			R	50		1	2	1				2	350												13	
Rhoads, John D.	10		80	500	100		3		2		11	4	8	615													14
Parker, Math	10		30	500	50		2		1				5	280													15
W. W.	13			R	70		2		2				18	12	340			150	50								16
W. W.	25	15		1200	100		2		3		3	26	15	500				125									17
W. W.	45	75		2400														700									18
Rhoads, David	90	60	40	4500	200		7		5		10	16	40	1300				1000									19
Rhoads, Wm. W.	20			R	100				2	2			1	6	340			500									20
Rhoads, J. H.				R	90				2				10	8	370												21
Stanton, John W.	5	10	68	1200	100		4		2		1		11	530													22
W. W.	35	35	10	2000	100		3		2		3	15	15	570				500	120								23
W. W.	35	30	10	2000	50		1		3		2	15	15	370				500	90								24
W. W.	36	34		1750	100		2		3				50	500				200	80								25
W. W.	30	10		1000	100		1		2	1	2		1	310													26
W. W.	70	30	10	3000	750		4		4		4		32	750				1200	150								27
W. W.	80	20		3500	150		6		3		1	26	24	870	6			1000	100								28
W. W.	40	20		1200	100		2		4		6	12	5	515				350	30								29
W. W.				R	50		3		3		2	1	2	280													30
W. W.	40			1000	100		4		6		3	10	5	680													31
W. W.	25	55	200	1400	300	300	9	6	8		6		10	2100	35			3000	400								32
W. W.	30			R	50		4		1				2	450													33
W. W.	40	10	40	2700	150		4		3				52	11	650			1000	150								34
W. W.	25	25		1250	100		1		3		4	5	13	410				300	50								35
W. W.	35	25		1350	100		4		3		1		9	600	40												36
W. W.	30	30	10	2500	200		2		4			10	10	425				300									37
W. W.	30	30		1600	150		2		18		30	20	5	1420				400									38
W. W.	100	100	17	7200	200	150	5	6	4		6		50	1740				1600									39
W. W.	25			R	100				4	3		3	12	10	665			1000									40

1844 829 1215 2090 4990 500 117 30 161 248 440 644 29464 227 21225 1990

✓ + new farm + other occupied











State of Missouri, enumerated by me on the 25th day of July, 1870.

Henry L. Taylor, Ass't Marshal.

YEAR ENDING JUNE 1, 1870.

Cotton. (450 lbs.)	Wool. Lbs.	Pens and Beans. Bush.	POTATOES.		Orchard products. Dolls.	Wine. Gallons.	Produce of Market Gardens. Dolls.	DAIRY PRODUCTS.				SEED.				SUGAR.				BEES.		Value of Home Manufactures. Dolls.	Value of animals slaughtered or sold for slaughter. Dolls.	TOTAL VALUE. Dolls.					
			Irish. Bush.	Sweet. Bush.				Butter. Lbs.	Cheese.* Lbs.	Milk sold. Gallons.	Hay. Tons.	Clover. Bush.	Grass. Bush.	Hops. Lbs.	Hemp. Tons.	Flax. Lbs.	Flax seed. Bush.	Silk cocoons. Lbs.	Maple. Lbs.	Cane. Hhds. (1,000 lbs.)	Molasses. Gallons.				Wax. Lbs.	Honey. Lbs.	Forest products. Dolls.		
25	26	27	28	29	30	31	32	33	34	35	36	37	38	39	40	41	42	43	44	45	46	47	48	49	50	51	52		
								100			4															100	125		
			150					200			4										5					90	325		
	25							150			3															70	140		
	25		20					150			10										15					110	200		
	20		15					75			4														20	125	250		
			25					75			5										10					100	125		
			25					100			5										10					80	230		
	20		150		100			250			10										8		200			200	500		
			150		60			450			15										10					200	1,050		
	125		100		25			450			3															200	2,500		
	25		60					200			3										5					36	325		
	65		200					200			5										8					40	300		
			200					500			8										10					7	250	325	
			200		1500			300			8										15				50	300	1,400		
			20					100			4										20						130	500	
			15					75			5										15						90	400	
	10		10					75			5										28						60	225	
	120		50		25			200			10										30						315	500	
	350		100		300			500			12													50			850	2,000	
			30					100			5										10						110	575	
			80					75			4										8						90	400	
			20					75			3																180	600	
																												577	
	30		50					250			8										25						200	325	
	10		15																		20							50	
	865				1110			2650			13										357				320		11625	15137	

\* This will include only such cheese as is made upon the farm. Milk sent to cheese factories will be regarded as milk sold off the farm.











SCHEDULE 3.—Productions of Agriculture in South Carolina, in the County of Richmond, in the

Post Office: Spaulding

Name of Agent, Owner, or Manager.	ACRES OF LAND.			PRESENT CASH VALUE.			Total amount of wages paid during the year, including value of board.	LIVE STOCK, JUNE 1, 1870.							PRODUCE DURING THE YEAR.										
	Improved.	UNIMPROVED.		Of farm.	Of farming implements and machinery.	Dolls.		Dolls.	Horses.	Mules and Asses.	Milch Cows.	Working Oxen.	Other Cattle.	Sheep.	Swine.	Value of All Live Stock.	WHEAT.		Rye.	Indian Corn.	Oats.	Barley.	Buckwheat.	Rice.	Tobacco.
		No.	Wood-land.														Other unimproved.	Spring.							
1	2	3	4	5	6	7	8	9	10	11	12	13	14	15	16	17	18	19	20	21	22	23	24	25	
Wilson, Daniel	40	80	40	1800	100		20	1	4		3	11	15	600	60			400	100						
Wilson, Wm	40	10		1200	90		4		3		3		10	650				400	90						
Dorst, Henry	*	30		1500	100		0		0				15	300											
Coates, J. S.	180	40	20	4000	200		9		7		4	20	60	1600	120			2000	500						
King, Wm. S.	*	5		200	100		2		1				3	200											
Robison, Jas. W.	500	100	50	11000	300		15		30		15	20	70	2000	200			3000	600						
Low, John	30	80		3000	150		3		9		7	39	9	200	40			400	90						
Snyder, Samuel	20	50	10	2000	170		0		2			30	25	1300	15			500	100						
Hollard, Jeff	40	10		1500	100		2		1					300				400							
Walworth, A.	25	6	20	1500	100		2		3			12	11	400				200	40						
Low, Nathan	70	60	25	4800	150		6		2				30	800	80			750	200						
Boon, Samuel	65	40	15	3600	210		4	3	4		5	10	25	900	37			800	100						
Walton, W. K.	*	25	25	3000	100		5	2	2				7	800											
Boon, Wm	*	20	10	2000	190		2		2					8	300										
Lucy, Josephus	+	25	15	2400	120	100	5		2		5		2	600											
Rick, John	*	10	40	800	180		2		2		1		22	400											
Low, Henry A.	+	50	8	5000	200		3		3		2		45	600											
Low, John	70	10		2400	130		3		1				5	300	90			1000	140						
Wasting, A. D.	25		15	1200	100		7		3				15	800				400	140						
Wise, Jas. W.	70	40	40	4500	200		8		5				70	1300	80			1000	180						
James, James	+	60	30	5000	140		2		2		2	20	12	600											
Meyers, Elias	170	40	130	10000	220	150	10	2	6		60		50	2800	120			2000	400						
Fisley, David	60	40	60	4800	120		5		2		1		19	700				600	120						
Mandt, Chas	*	20		1500	100		2		2					300											

1350 661 4380 91400 3585 250 111 8 80 108 187 574 20530 842 13150 2777















SCHEDULE 3.—Productions of Agriculture in

*Green Township*, in the County of *Nodaway*, in the

Post Office: *Maryville*



Name of Agent, Owner, or Manager.	ACRES OF LAND.			PRESENT CASH VALUE.		Total amount of wages paid during the year, including value of board.	LIVE STOCK, JUNE 1, 1870.								PRODUCE DURING THE YEAR.									
	Improved.	UNIMPROVED.		Of farm.	Of farming implements and machinery.		Horses.	Mules and Asses.	Milch Cows.	Working Oxen.	Other Cattle.	Sheep.	Swine.	Value of ALL live stock.	WHEAT.		Rye.	Indian Corn.	Oats.	Barley.	Buckwheat.	Rice.	Tobacco.	
		Wood-land.	Other unimproved.												Dolls.	Dolls.								Spring.
1	2	3	4	5	6	7	8	9	10	11	12	13	14	15	16	17	18	19	20	21	22	23	24	
<i>Kiffin Sylvester</i>	100	10	10	8000	200	100	3	2	4		10	40	30	1200	100			1500	200					
<i>Knox John</i>	30	40	10	2000	75		4		3			24	13	350				600						
<i>Knox David</i>	10	10		600	50		2		2			10	10	200										
<i>Quate Henry</i>	30	40	30	3000	125		2		3				15	400				300						
<i>Bicket Sarah</i>	30	40	90	3500	50				7				10	250				500						
<i>Brogan Joe</i>	60	20	40	3000	100		6		4		26		40	120				600	100					
<i>Eubolt Charles</i>	40			1000	150		4		4		9		16	800										
<i>Robert Lewis J.</i>	40	10		1300	100		4		2		3		6	600				400	30					
<i>Veromette Barr</i>	40			1200	75		3						8	400				1300						
<i>Swines Charcy</i>	26			780	50		4		4				20	500				700						
<i>Schey Valentin</i>	40	28	10	1800	75		6		3		4		30	900				800						
<i>Wilson James E.</i>	100	100	20	6000	130		13	3	6		20		80	2200				300						
<i>Huff William</i>	10	10		800	50		1	1	1				2	150				200						
<i>Hardisty Chris</i>	140	110		4500	65		6	2	7		12	40	50	1800	50			1000	300					
<i>Whitten Caswell</i>	10	1	6	500	30		2	1	1				12	400				500						
<i>Maline Geo. R.</i>	25	15	10	2000	30		4	3	3				10	200				1000						
<i>Whitten Elizabeth</i>	60	40	30	3200	100		3	4	2		2		40	600				1000						
<i>Saffer David</i>	45	5	70	3600	80		2		4				30	400										
<i>Carter Joseph</i>	100	100	90	3700	100		8	2	12	6	25		50	1800				2000	300					
<i>Carter William</i>	100		60	3500	125		1		4				10	425										
<i>Carter James</i>	60		100	3000			5		2	1	1			400										
<i>Hardisty John</i>	60		30	2000	125		6		6		13		10	1000				800						
<i>Duncan William</i>	25		55	1300	100		2		1				2	350										
<i>Weatherford Hamill</i>	6	6	14	820	30				1	2			8	150										
<i>Dunson Mariah</i>	27	48	75	3750	100		3		9		19		22	1300				1500						
<i>Radford William</i>	100	100	100	10000	85		3		1		4		40	830	56			1000	50					
<i>Gallen James</i>	10		30	1200	50		2						2	200										
<i>Buntingham Riley</i>	60		40	2000	290		8	2	2				13	1400										
<i>Harris Pachrish</i>	60	30	20	2500	100		5		2		2		12	800	87			500						
<i>Black Samuel J.</i>	30	3	25	1400	170		6	2	2				6	730										
<i>Harris Wagoner</i>	40			1200	100		4		3		4	30	20	800	50			1000						
<i>Nicholas George</i>	60		260	3600	150		6		4		4	25	10	900										
<i>Watt David W.</i>	55			1375	200		2		8		13	30	24	1135				900	60					
<i>Cones Collins</i>	65			1950	100		2		2				5	400	107			1100	150					
<i>Johnston William</i>	160	140	40	8000	80		2		7		14	4	19	530	343			3000	300					
<i>Wetzel James S.</i>	40			1200	40		2		2		8		23	700	75			1200	25					
<i>Cole Mary</i>	80	60	20	4800	100		7		5		2	20	20	1000	100			1500	75					
<i>Carter Samuel</i>	130	50		7200	100		4		1		1	20	32	1500	150			3000	800					
<i>Dougherty W. S.</i>	40	5	80	3125	75		5		2		2		40	700				500						
<i>Wood Thomas</i>	30	5	5	1000	75		2		1				9	300				100						

2314 948/370 11250 3910 100 158 75 133 13 224 266 77 42 7550 1120 28900 2410



State of *Missouri*, enumerated by me on the *26th* day of *July*, 1870.

*S. C. McCluskey*, Ass't Marshal.

YEAR ENDING JUNE 1, 1870.

	Cotton. (450 lbs.)	Wool. Lbs.	Pean and Beans. Bush.	POTATOES.		Orchard products. Dolls.	Wine. Gallons.	Produce of Market Gardens. Dolls.	DAIRY PRODUCTS.			Hay. Tons.	SEED.		Hops. Lbs.	Hemp. Tons.	Flax. Lbs.	Flax-seed. Bush.	Silk cocoons. Lbs.	SUGAR.		BEES.		Forest products. Dolls.	Value of Home Manufactures. Dolls.	Value of animals slaughtered or sold for slaughter. Dolls.	TOTAL VALUE. Dolls.														
				Irish. Bush.	Sweet. Bush.				Butter. Lbs.	Cheese. Lbs.	Milk sold. Gallons.		Clover. Bush.	Grass. Bush.						Maple. Lbs.	Cane. Hhds. (1,000 lbs.)	Molasses. Gallons.	Wax. Lbs.						Honey. Lbs.												
																														25	26	27	28	29	30	31	32	33	34	35	36
1		100		100						200		40																								300	1000	1			
2		60		50				1		100		5																								100	590	2			
3																																							3		
4				20						50		7																								45	345	4			
5				40						20		11																								125	440	5			
6		40		20						100		6																								200	620	6			
7																																				30	30	7			
8				15						50		8																								30	310	8			
9				40								10																								80	890	9			
10				10						100		10																								60	490	10			
11		15		30						100		20																								20	135	690	11		
12				100						300		100																								100	40	2000	4155	12	
13				30								3																								5	20	140	13		
14		80		50						600		35																								50	200	300	1480	14	
15				15						30		4																									30	580	15		
16				15						100		0																								54	105	685	16		
17				20						50		10																										85	650	17	
18																																							18		
19										365		50																									800	2425	19		
20																																							20		
21																																							21		
22				15						150		15																										60	375	22	
23																																							23		
24																																							24		
25		65		20						350		30																								18	125	95	1155	25	
26				20						180		8																								30	112	792	26		
27																																							27		
28																																							28		
29				200						50		10																									75	200	685	29	
30																																							30		
31		60		50						100		10																									40	150	835	31	
32																																							32		
33		75		50						500		6																										500	1250	33	
34				25						100		10																									45	30	70	868	34
35		20		200						400		20																										40	225	2300	35
36												15																										525	1485	36	
37		75		120						365		12																									30	500	1675	37	
38		108		200						300		6																									40	75	600	2325	38
39				40						100		6																									25	40	365	39	
40				15						50		7																									10	30	130	40	
	698			1520						1485		506																							602	470	5012	29697			

\* This will include only such cheese as is made upon the farm. Milk sent to cheese factories will be regarded as milk sold off the farm.



SCHEDULE 3.—Productions of Agriculture in Green Township, in the County of Kodawing, in the

Post Office: Marysville



Name of Agent, Owner, or Manager.	ACRES OF LAND.			PRESENT CASH VALUE.		Total amount of wages paid during the year, including value of board.	LIVE STOCK, JUNE 1, 1870.								PRODUCE DURING THE YEAR.									
	Improved.	UNIMPROVED.		Of farm.	Of farming implements and machinery.		Horses.	Mules and Asses.	Milk Cows.	Working Oxen.	Other Cattle.	Sheep.	Swine.	Value of ALL live stock.	WHEAT.		Rye.	Indian Corn.	Oats.	Barley.	Buckwheat.	Rice.	Tobacco.	
		No.	Wood-land.												Other unimproved.	Dolls.								Dolls.
1	2	3	4	5	6	7	8	9	10	11	12	13	14	15	16	17	18	19	20	21	22	23	24	
Blake Francis	30	5	5	1070	10		3					3	350	100			100							
Hardister Thomas	30		90	1500	150		2	2				10	450											
Hardisty Burns W.	30	20	110	3500	150		5	4					800											
Kangster Dallas	10		30	800	30		2	1				2	350											
Emmett James	20		1	600	75		2	2	5			20	600				600							
Springs Tillis	40			1200	85		3	1	2			11	400											
McKenzie Andrew	40			1200	40		3	1				40	400				700							
Ware John H. Jr.	120	80	20	6600	100	160	8	4		5		130	1500	350		130	3000	120	40					
King Thomas W.	60	20	40	2000	175		2	3		2		15	500	50			2000							
McKenzie Wm. R.	70	40	90	5000	125	250	3					16	500											
Russel Frank	80			2000	100		2	2				3	500											
Givens Mary A.	35	80		3430	70		4	3	2	8	10	30	1000				1000							
Boston Harrison H.	65	18	15	2500	100		1	2	2	1		20	400				200							
Mendenhall Slish	14	5	76	800	125		2	2			12	8	600											
Black Richard	40	2	40	1600	100		1	1				1	300											
Cox George W.	91	30	120	7200	350		9	2		2		50	1500											
Drummond Mather	37	23	20	1800	150		2	3		1	13	23	500	40			1500							
Parter Thomas J.	70	30	60	4800	125		2	4		2		20	400											
Masseyak William	15	25		400	50		3	2			7	8	400				200							
Garret John P.	8	2	35	600	75		2	2				8	250											
Graham Nath W.	45	80	41	2400	125		3	4				16	24	700			700							
Thompson M. A.	20	5	82	1500	80		2	1		2		1	300											
Sorrell Charles	25	20	58	1300	100		2	3				20	400				300							
Malone Richard	20	20	40	1600	75		2	2		1		16	400				100							
Shetton Jas. H.	180	40	310	12000	400	120	4	2	3			17	800				2100							
Godrich William	5	5	92	1700	50		2	1				6	300											
Smith Isaac H.	50	60	47	1600	75		4	2		1		10	400											
Thompson John S.	20	5	80	1200	50		4	2	2	3			600											
Garton John S.	100	80	60	7200	125		4	3		7	13	25	725	40			2000	150						
Leach Anderson	20			600	50		2	1		1	6	2	450	13			800	40						
Buntley Eli	20			600	40		4	2		3		20	800				800	30						
Garton James H.	25			250	60		5	2		3		20	200	20			1000	50						
Goodell James	30	10		620	50		3	3		2	13	7	475	8			100	46						
Stafford Leander	50	30	40	2500	130		2	2				20	400	20			1500	150						
Hubbell Passhad	120	120		8400	300	200	8	9		49	30	90	3000	50		50	3000	140						
Schell Solomon	160	100	100	14400	300	60	5	6		24		105	1800	70			3000	14						
Schell Charles	10			2000	100		2						8	330										
Gibson Emily	24			720	75		2	1				2	400				700							
Ann James T.	40	30	30	3500	150		3	4		6	15	12	500	75			300	30						
Gray James M.	15	10	25	600	10		2	2				7	6	400	10		400	15						

1873/065/669/18720/426 790/32 19/92 2/13/14282925530 853 20026600 805 40









SCHEDULE 3.—Productions of Agriculture in Green Township, in the County of Nodaway, in the

Post Office: Marionville

Name of Agent, Owner, or Manager.	ACRES OF LAND.			PRESENT CASH VALUE.		Total amount of wages paid during the year, including value of board.	LIVE STOCK, JUNE 1, 1870.								PRODUCE DURING THE								
	Improved.	UNIMPROVED.		Of farm.	Of farming implements and machinery.		Horses.	Mules and Asses.	Milk Cows.	Working Oxen.	Other Cattle.	Sheep.	Swine.	Value of All live stock.	WHEAT.		Rye.	Indian Corn.	Oats.	Barley.	Buckwheat.	Rice.	Tobacco.
		Wood-land.	Other unimproved.												Dolls.	Dolls.							
1	2	3	4	5	6	7	8	9	10	11	12	13	14	15	16	17	18	19	20	21	22	23	24
1 Gray William	30	20	10	1200	100		4	4	5	30	16	200	33				800	20					
2 Hoffman Isaac	16	14	10	800	70		3	2				11	7	450			600						
3 Walters Levi E.	25	12		925	35		3	1	2	3	30	300					1100						
4 Jason George E.	8		32	800	40		2	1				3	325				200						
5 Palmer Wm J.	4		36	800	50		1	2	2			7	250										
6 Hoffinger Matilda	40	10		1200	75		4		2			12	500				1500						
7 Swaver Moses A.	80	20	60	4800	100		2		1	1		12	350										
8 Dostler Adam	25	5	60	2000	20		2						130				150						
9 Rosker Darwin	25	25	100	2250	40		1		5	10		16	800				800						
10 Kelly James W.	136	40		7000	100		7	4		16		60	1200	100			1500	30					
11 Siffert Allen	18	22		3000	50		1	1	2	3	20	21	450				150						
12 Fisher John H.	3	30	45	1300	75		3	1				8	250				1200	300					
13 Beard Hamilton	35	25	20	2800	20		2	4	3	20	23	450	40				600	29					
14 Stride Henry	100	50	50	6000	125		2	3	2		5	450					450						
15 Dean George T.	50	40	17	2675	90		3	1	2			10	300										
16 Shelton James W.	30	15	75	1600	35		4	2				23	600										
17 Shelton George W.	10	30	4	400	50		2	1				3	200										
18 Madford William	20	33		1000	75		2	2	4	8	10	850					600						
19 Rogers Charles	110	40	30	5000	95	80	7	4	42	13	40	1600	100				700	100					
20 Eric George C.	75	100	65	8000	300		6	5	25		30	1800	75				1500	180					
21 Spauld Henry B.	60	20	20	3000	400		2	4				16	300	54			700	25					
22 Davis Richard	55	50	14	3000	40		4	3	2	12	20	600	37				1000	60					
23 Davis Asa	40	20	20	2000	50		1	3	2	2	20	25	300				800	30					
24 Drackett Fred	80	3		2400	25				1	4	1		350										
25 Jay S. S.	60	40	60	4000	125		4	7				7	600										
26 Terhune David	40	20	40	3500	150		4	4	1		30	800	60				800						
27 Gill Edwin	160	10		4000	75		2	1	2			7	400				300						
28 Riley George	40	60	20	3000	125		2	3			6	8	500	60			400	75					
29 Smith Jas. B.	80			2500	100		3	2			13	2	250	60			500	60					
30 Garrison Anders	180	60	70	9000	100		2	1	7	3	13	350	100			50	1000	100					
31 Martin Ben J.	27	10	26	1400	10		2	1			9	16	300	28			500						
32 Sharp Daniel	20	4	52	700	30		4	5	3	40	30	900	20				1000						
33 Culp Calvin S.	35		5	1200	125		7	5	19		11	1000											
34 Hanson Jas P.	45	4	50	300	100		3	3				1	350										
35 Linnell Wm R.	30	10	10	1500	50		1	2				20	100				500						
36 Davis Omer	20	20	5	1350	125		5					3	500										
37 Davis Charity	30	50		2400	100		3	4	3	30	25	400					200						
38 Daffels Lewis	20	10	10	1200	50		3	2			10	12	400				300						
39 Dickett Anthony	30	50	80	4000	150		3	3	6	14	13	800											
40 Kall David J.	100	120	20	6000	100		3	6	1	40	20	300	60										
2733 1163 1110 110460 3655 80 117 3 106 18 150210 68921225 877															50 19250 1104								



State of Missouri, enumerated by me on the 29<sup>th</sup> day of July, 1870.  
*S. M. Cluskey*, Ass't Marshal.

YEAR ENDING JUNE 1, 1870.

1	2	3	POTATOES.		Orchard products.	Wine.	Produce of Market Gardens.	DAIRY PRODUCTS.			SEED.			SUGAR.			BEERS.		Forest products.	Value of Hone Manufactures.	Value of animals slaughtered or sold for slaughter.	TOTAL VALUE.						
			Irish.	Sweet.				Butter.	Cheese.*	Milk sold.	Hay.	Clover.	Grass.	Hops.	Hemp.	Flax.	Flaxseed.	Silk cocoons.					Maple.	Cane.	Molasses.	Wax.	Honey.	
25	26	27	28	29	30	31	32	33	34	35	36	37	38	39	40	41	42	43	44	45	46	47	48	49	50	51	52	
	50		25					150			10										30					130	680	
	20		15					75			4															75	430	
	25		200					40			2															100	730	
			40					30			4															21	161	
			40					50			10										40					112	202	
																											500	
			6								2																35	125
			12					100			4										20					40	350	
	50		30					75			7															600	1565	
	35		40					25			3										18					50	180	
			30								7										100	80				30	840	
	65		130					150			7										100	80				350	940	
			40					100			6															100	390	
											1																	





SCHEDULE 3.—Productions of Agriculture in Green Township, in the County of Madaway, in the  
Post Office: Maryville.

1	ACRES OF LAND.			PRESENT CASH VALUE.		7	LIVE STOCK, JUNE 1, 1870.								PRODUCE DURING THE													
	2	UNIMPROVED.		5	6		8	9	10	11	12	13	14	15	WHEAT.				22	23	24							
		3	4												16	17	18	19				20	21					
Name of Agent, Owner, or Manager.	Improved.	Wood-land.	Other unimproved.	Of farm.	Of farming implements and machinery.	Total amount of wages paid during the year, including value of board.	Horses.	Mules and Asses.	Milk Cows.	Working Oxen.	Other Cattle.	Sheep.	Swine.	Value of all live stock.	Spring.	Winter.	Rye.	Indian Corn.	Oats.	Barley.	Buckwheat.	Rice.	Tobacco.					
	No.	No.	No.	Dolls.	Dolls.	Dolls.	No.	No.	No.	No.	No.	No.	No.	Dolls.	Bush.	Bush.	Bush.	Bush.	Bush.	Bush.	Bush.	Lbs.	Lbs.					
1 Young Mary J.	40		200	1200	30		2	1				14	200															
2 Smith John	25			750	125		2	1					10	300														
3 Owens John	200			16000	400		7	2	7	30	60	1400				50	3000	100										
4 Cameron Eliza A.	60	30	190	3800	75		4	2	2	15	10	1300	12				500											
5 Prudich Henry E.	50	20	130	6000	200		3	2	2	15	25	50	1300	83				1000	90									
6 Hamlin Nellie	90	40	23	3200	75		3	1	3	5	26	23	600	100				800	100									
7 Keaton John	18		22	600	15		6		5	1	19	7	900															
8 McDonald Hugh	30	20	30	2000	25		3	2	2	4	5	50	20	800	124				1200									
9 McDonald Wm. S.	30	20	30	2000	70		1	2				30	600	124				1500										
10 McDonald Jas. M.	20	4	20	800	30		1	1	2			5	400															
11 McDonald Thos. S.	20	4	20	800	40		1		2			5	300															
12 Albright Wm. C.	140	40	140	15000	200		8	3	3	6	12	50	1300					2000										
13 Albright Joel	160	100	140	12000	300		8	7		20	40	75	1500	96				3000	100									
14 Martin Chas. S.	50	60		4000	60		2	2	4	4	4	20	800					600										
15 Albright Jeremiah	80	20	40	4000	20		2		3			8	42	500				2800										
16 Martin William	15		25	1500	20		1		2			13	11	350	23		50	1000	40									
17 Bond Thomas C.	25		15	1000	125		2		4			7	500	30				100										
18 Thomas Jas. C.	70	60	50	4300	125		3		8	20	60	50	1100					1500										
19 Russel Alexander	40	10		1500	30		2		1			8	300	26				1600										
20 Holt Wm. B.	250	250		14000	200		3		20	24	50	75	1300	40				3000	25									
21 Nicholas Joseph	140	70	119	8000	50		3		2			17	350															
22 Hunt Richard	60	40	40	4000	100		2		3	3	30	18	600	30				3000										
23 Carden Jas. W.	90	90	20	6000	250		7		8	17	30	80	1500	100				3000										
24 Miller James.	18	5	20	800	30		1		2	1		13	200	44				100	34									
25 Busby Abraham	20	5	20	1000	75		2		2	1	16	16	300	80				300										
26 McKee Robert	30		50	1200	30		6		3	5	7	5	800															
27 Montgomery Jasper	40			1200	125		5		3	10	12	30	800	40				1000	60									
28 Anthony A.	45	50	35	3900	150		5		4	10	17	35	800	42				750	80	65								
29 Tarpey Wm. H.	45	50	35	3900	150		5		4	10	17	35	800	42				750	80	65								
30 Martin Wesley B.	20		20	600	25		2		2	1	24	74	350	26				400	30	20								
31 Bond Richard	20	20	20	1200	75		2		1	2		10	300					300										
32 Smith Mike H.	30	30	10	2400	100				2	3	7	23	900	50				1000	20									
33 Campbell Hugh	14	30	48	900	150		2		1	3	11	10	350					300										
34 Haggard John R.	20	10	10	1000	45		2					10	300															
35 Holt Benjamin S.	60	40	120	6600	125		4	1	2	4		45	1000	30				1500										
36 McDonald John	40	5	40	1600	40		2		2			5	350															
37 Spang Wm. Thomas	40	10	100	4500	140		3		2	7		22	600					300										
38 Thomas John S.	40			800	70		2		3			7	450					150										
39 Holt Jackson M.	280	40		12800	150		12		8	25		25	2000					3000										
40 Cordell Geo. W.	100	80	60	8400	125		4		3			12	40	800	30				2800	20								
				2525	263	1760	164	750	40	30		140	15	127	10	2	13	530	1120	27500	1245				100	14600	529	150



State of Missouri, enumerated by me on the 2<sup>d</sup> day of August, 1870.

S. H. W. Cluskey, Ass't Marshal.

YEAR ENDING JUNE 1, 1870.

Cotton.	Wool.	Peas and Beans.	POTATOES.		Orchard products.	Wine.	Produce of Market Gardens.	DAIRY PRODUCTS.			SEED.			Hops.	Hemp.	Flax.	Flax-seed.	Silk cocoons.	SUGAR.		Molasses.	BEES.		Forest products.	Value of Home Manufactures.	Value of animals slaughtered for slaughter.	TOTAL VALUE.	
			Irish.	Sweet.				Butter.	Cheese.*	Milk sold.	Hay.	Clover.	Grass.						Maple.	Cane.		Wax.	Honey.					Dolls.
Bales (450 lbs.)	Lbs.	Bush.	Bush.	Bush.	Dolls.	Gallons.	Dolls.	Lbs.	Lbs.	Gallons.	Tons.	Bush.	Bush.	Lbs.	Tons.	Lbs.	Bush.	Lbs.	Hbds. (1,000 lbs.)	Gallons.	Lbs.	Lbs.	Dolls.	Dolls.	Dolls.	Dolls.		
25	26	27	28	29	30	31	32	33	34	35	36	37	38	39	40	41	42	43	44	45	46	47	48	49	50	51	52	
1																												
2																												
3		200	100					100			10												30			400	3183	
4		31	20		75			200			4										40					30	493	
5		13	60					100			7										130					60	830	
6		68	30					100			8										175					70	910	
7																												
8		120	23					73			13										18					200	993	
9											8															408		
10																												
11																												
12		36	13					100			10															100	1193	
13		100	60					400			20												30			600	2310	
14		20	28					30			4															180	443	
15		20	30					23			10										22					100	1490	
16		24	20								2										22					70	680	
17			30					100			10															30	213	
18		100	100					300			40										20	40				200	1330	
19			20					50			2										23					30	893	
20		150	120					400			13												200			700	2630	
21																												
22		50	40					100			8															425	3130	
23		30	50					363			20															425	2230	
24			10								4															60	180	
25		30	23					100			10										20					73	393	
26																												
27		36	20					30			4															300	923	
28		75	30					73			10										23	30				100	708	
29		73	30					73			10										23	30				100	708	
30		50	40					90			8										30					130	493	
31			10					40			2															100	370	
32			30					60			6															200	813	
33		20	30					40			4															15	210	
34																												
35			68					200			8															400	1390	
36																												
37			100					50			4										30					100	430	
38			30					100			5										20					30	163	
39			100					363			20												300			350	3133	
40		23	30					100			10															175	1933	
	1295	1403	75					3990			295									624		700			6123	32926		

\* This will include only such cheese as is made upon the farm. Milk sent to cheese factories will be regarded as milk sold off the farm.



SCHEDULE 3.—Productions of Agriculture in Green Township, in the County of Adair, in the

Post Office: Marionville



Name of Agent, Owner, or Manager.	ACRES OF LAND.			PRESENT CASH VALUE.		Total amount of wages paid during the year including value of board.	LIVE STOCK, JUNE 1, 1870.								PRODUCE DURING THE YEAR.									
	Improved.	UNIMPROVED.		Of farm.	Of farming implements and machinery.		Horses.	Mules and Asses.	Milk Cows.	Working Oxen.	Other Cattle.	Sheep.	Swine.	Value of all live stock.	WHEAT.		Rye.	Indian Corn.	Oats.	Barley.	Buckwheat.	Rice.	Tobacco.	
		Wood-land.	Other unimproved.												Dolla.	Dolla.								Spring.
	No.	No.	No.	Dolla.	Dolla.		Dolla.	No.	No.	No.	No.	No.	No.	Dolla.	Bush.	Bush.	Bush.	Bush.	Bush.	Bush.	Bush.	Lbs.	Lbs.	
1	2	3	4	5	6	7	8	9	10	11	12	13	14	15	16	17	18	19	20	21	22	23	24	
1. Ware Hanson N.	60	60	60	3000	300		4		4				25	900										
2. Warren Geo. N.	48	30	33	3500	113		3	1	6		12		40	1350	60							1500	100	
3. Mc Knight Calvin	70	40	120	6000	100	150	2		2		12		4	350	30							800		
4. Joannam Wm N.	75	30	65	5000	250	163	2		3		8		15	32	1250							1200		
5. Wilson Josiah M.	35	7	8	3175	150	100	4		2		8		100	30	800	88						1000	50	
6. Smith James C.	320	60	20	12000	300	200	8		4		6			16	1200	90						1800	50	
7. Mc Kusky William	180	80	90	10000	150	200	4		7		12			30	1000							800	50	
8. Hoyle Thomas J.	107	80	20	600	125				3		10			25	600							1000		
9. Wilmington Henry	30	40	30	3000	100		3		1		3			35	400							3000		
10. Stitt Franklin	37			1100	75		2		1					4	200							300		
11. Hutchinson Wm	40	3	40	1600	130		4		2		4		9	10	600	20						2000	50	
12. Hays Wm. R.	20	30	150	5800	300	80	10		2		24			8	1200	50						500	300	
13. Fullerton Joseph R.	90	20		2800	130	84	3	1	3		6			20	950	130						1500	20	
14. Bird Jacob.	130		30	4000	150		6	1	2		21			11	110									
15. Ewing William	400	25	200	13000	150	400	12	2	5		42			23	2500									
16. Morgan Wm.	4	28		1800	100		1		1		1			4	200							300		
17. Patterson Wm M.	200	40	110	10000	300		4	2	3		10				1000							1000		
18. Wilson Robert	40	10	30	1200	100		2		1					3	300	40						1000		
19. Broad Richard	110	5	50	3200	100		4	3	6		14			32	130	66						2000	12	
20. Boston Wm M.	200	13		6390	150	93	8		4		27			25	18	1800						1200		
21. Harris Reuben	300			900	120		2		2					10	325							500		
22. Harris Addison	40			1200	100		3		2					7	400									
23. Jenkins David	60	40	20	3000	128		3	2	5		11			20	800							2000	300	
24. Piper Elizabeth	30	40	10	3000	125		2		4		4			14	600							3500		
25. Mahan George	110	20	30	4000	200		6		4		4			10	1600							3000	300	
26. Carpenter Fleming	60	40		3000	150		12		6		13			100	2000	40						3000	100	
27. Hedrick Joseph	110			3300	200		3	1	4		16			40	1250	80						1500	100	
28. Smith Samuel	40	20		1800	100		10		1		8			300	1800	80						500	50	
29. Lyons John	140	40		5400	150		3		6		4			80	800	60						3000		
30. Carpenter Daniel	100	20	60	5400	150		10		8		10			50	1600	37						1800	50	
31. Simons Colby	18			720	100		3		2		2			43	400									
32. Collins Hannah	40	6	40	1800	100		2		4		3			5	400									
33. Johnston Ephraim	65	35	10	4400	100		4		3		2			32	1000	140						1000	200	
34. Newland Judy	70	10	10	2540	100		2		11		20			10	1200							1000	30	
35. Stith Austin	90	20	40	4200	150		2	4	6		6			60	1000	100						500	50	
36. Stitt Archibald	40	20	100	4000	100		3		2		4			6	600									
37. Oak William	40	40	40	4800	150		7		3		3			13	20	800								
38. Hagg John	40	40	40	4000	100		3		3		4			6	24	600	90					600	50	
39. Hagg Abraham	70	100		2100	500		4		7		14			11	60	1300	100					3500		
40. Hagg Geo. A.	40	30	40	2000	100		3		2						30	25						1000	16	

3559/112/586/62745 6185/1452/86/19/160 344268/32337485/1368 45200/878



State of Missouri, enumerated by me on the 3<sup>d</sup> day of August, 1870.

S. C. M. Husky, Ass't Marshal.

YEAR ENDING JUNE 1, 1870.

Cotton.	Wool.	Peas and Beans.	POTATOES.		Orchard products.	Wine.	Produce of Market Gardens.	DAIRY PRODUCTS.			SEED.			SUGAR.			BEER.		Forest products.	Value of Home Manufactures.	Value of animals slaughtered or sold for slaughter.	Estimated value of all farm products, including the terms and additions to stock.						
			Bales (450 lbs.)	Lbs.				Bush.	Bush.	Butter.	Cheese.*	Milk sold.	Hay.	Clover.	Grass.	Hops.	Hemp.	Flax.					Flax-seed.	Silk cocoons.	Maple.	Cane.	Molasses.	Wax.
25	26	27	28	29	30	31	32	33	34	35	36	37	38	39	40	41	42	43	44	45	46	47	48	49	50	51	52	
			100					363'			4															200	1203'	
	20		13'					100			5'															60	595'	
	60		23'					200			10															200	930'	
	200		40					100			8															90	855'	
			30					150			14															300	1615'	
								200			15															300	825'	
			40					200			8															100	700	
			40					130			10									40		100				300	1935'	
	13'		7					50			12									40						218	373'	
	20		73'					100			6									60						350	1510'	
	75'		80					100			30															750	705'	
			13'					100			20									30						100	1005'	
			12					25'			3																120	
			73'					100			10																630	1245'
	13'		40					40			5'															30	620	
			30					125'			30															180	1470	
	40		40					100			30														30	50	300	1010
								23'			10															40	345'	
			23'					150			4																40	1350
			30					200			4																125'	1475'
			200					130			10																600	2380
			40					200			20															100	600	2370
			130					150			20									20		10				800	1860	
			10					100			5'									10						140	3150	
			30					200			3									20						80	9705'	
			130					200			10									60						400	1835'	
	73'		30					363'			13'									120		100				120	1165'	
			23'								25'																300	930
			40					300			23'																250	883'
	20		14					100			3'																100	580
	30		40					330			12																300	2015'
			700					100			4									10							90	690
	370		2185					1475			385									410		260				8223	36448	

\* This will include only such cheese as is made upon the farm. Milk sent to cheese factories will be regarded as milk sold off the farm.



SCHEDULE 3.—Productions of Agriculture in Green Township, in the County of Sodaway, in the  
 Post Office: Barryville



Name of Agent, Owner, or Manager.	ACRES OF LAND.			PRESENT CASH VALUE.		Total amount of wages paid during the year, including value of board.	LIVE STOCK, JUNE 1, 1870.								PRODUCE DURING THE YEAR.								
	Improved.	UNIMPROVED.		Of farm.	Of farming implements and machinery.		Horses.	Mules and Asses.	Milk Cows.	Working Oxen.	Other Cattle.	Sheep.	Swine.	Value of all live stock.	WHEAT.		Rye.	Indian Corn.	Oats.	Barley.	Buckwheat.	Rice.	Tobacco.
		Wood-land.	Other unimproved.												Spring.	Winter.							
1	2	3	4	5	6	7	8	9	10	11	12	13	14	15	16	17	18	19	20	21	22	23	24
1. <u>Ellis James</u>	40			1000	30		2	3		2	6	7	330	202			200	100					
2. <u>Albright Geo. A.</u>	80	20	60	6000	100	73	4	5		10		20	600	100			1200	100					
3. <u>Opstette John</u>	220	75	25	1400	200	200	6	3	7	15		40	1200				3000	20					
4. <u>Griffith Wm. H.</u>	2120	210	70	21000	300	150	8	8	8	18	30	73	2000				4000	100					
5.																							
6.																							
7.																							
8.																							
9.																							
10.																							
11.																							
12.																							
13.																							
14.																							
15.																							
16.																							
17.																							
18.																							
19.																							
20.																							
21.																							
22.																							
23.																							
24.																							
25.																							
26.																							
27.																							
28.																							
29.																							
30.																							
31.																							
32.																							
33.																							
34.																							
35.																							
36.																							
37.																							
38.																							
39.																							
40.																							

760335/2529/400 650 425 20 11 23 45 36/424/150 302 8400 320







SCHEDULE 3.—Productions of Agriculture in Highland Township, in the County of Madison, in the

Post Office: Lynchburg

Name of Agent, Owner, or Manager.	ACRES OF LAND.			PRESENT CASH VALUE.		Total amount of wages paid during the year, including value of board.	LIVE STOCK, JUNE 1, 1870.								PRODUCE DURING THE YEAR.									
	Improved.	UNIMPROVED.		Of farm.	Of farming implements and machinery.		Horses.	Mules and Asses.	Milch Cows.	Working Oxen.	Other Cattle.	Sheep.	Swine.	Value of ALL live stock.	WHEAT.		Rye.	Indian Corn.	Oats.	Barley.	Buckwheat.	Rice.	Tobacco.	
		Wood-land.	Other unimproved.												Dolls.	Dolls.								No.
1	2	3	4	5	6	7	8	9	10	11	12	13	14	15	16	17	18	19	20	21	22	23	24	
Black, John	42	100	332	9,600	150	30	21	3	8	16	20	420	29	2,000										
Karr, W. H.	30			R	110	10	2	4	5		11	225		1,000										
Dunlap, A. J.	10				25		2	1			6	11	300	75			120				19			
Wasson, James	12				35		2		2			12	350				500	50						
Williamson, Jos. A.	16				35			2	2			16	400				500							
Roberts, W. H.	30			600	40		2	2			13	5	130				600							
Hoffinger, Wm	40	4		1,320	70		3	4				9	465	33			1,000							
Boade, W. H.	40	20		R	50		4	3					390											
Cross, Robert	40				40		3						300	105			1,500							
Smith, W. T.	200	250		13,500	300		11	10	20	50	50	2,775	130	64	3,000	160								
Wood, Nimrod	80			2,400	100		2	2			12	0	325				350							
Smith, Layette	150	80		7,200	150		0	6	2			18	950											
Dellwin, Joseph	40	5		1,350	75		4	3			17	8	400	40			600							
Whitler, Isaac D.	30	7		870	150		1	2	4			30	700				300							
Hall, John E.	80			R	140		3	3				7	450	50			1,500	150						
Kemp, David	80	41		2,630	250		3	4	9		20	37	50	1,400			3,000							
Kelly, Peter	40	40		2,400	75		11	1			15	39	480				500	80						
Haynes, W. H.	12			1,400	50		4	2			10	22	20	630			350							
Wright, Elizabeth	20	20	38	1,300	75		7	5			7	15	20	750			700							
Waynes, James	10			R	125		2					15	275				300							
Bagby, W. R.	70	27		2,470	150		5	2	4		9	60	1,000	68			1,200	120						
Bagby, Robert	180	100	78	10,700	150		10	1	4		12	27	55	1,500	130		3,000	110						
Whitler, Jasper	25			R	50		3					25	400											
Bagby, Ben. F.	80	10		2,700	150		2	2	3		3	9	50	700	50		400	60						
Gilmore, Robert	30			R			3	6	2	3	5	50	755				600	50						
Mast, Noah	80	116		6,860	150		10	3	5		10	40	60	1,340	100		1,500	300						
Mast, John	40			1,200	100		3	2	2			40	700				500							
Coakart, George	40	5		1,350	125		2	3			6	50	600	15			400							
Shull, Peter C.	25			R	75		2	1					330											
McDowell, Jane	40	200	80	8,000	100		1	5			12	22	1,275	28			1,000							
Charles, James W.	30	60	40	5,400	150		3	5			6	30	650				1,500							
Groves, Harman	90	60	15	4,950	200		6	6			13	20	80	1,375	60		1,000	300						
Swank, Cornelius	248	200	165	76,325	575		5	8			12	27	70	1,375	140		4,000	1,200						
Spencer, Henry	230	135		10,950	350		10	5			3	25	1,340				2,500	65						
Burnett, W. R.	60	30		2,700	100		6	2			4	30	55	900	75		1,200							
Kimball, Harvey	135	155	100	18,500	300		2	5	6		5	50	2,320	75			4,000	300						
Spencer, John	80	75	40	4,200	150		4	4				40	670				3,000	150						
Spencer, William	120	55		4,800	200		4	2				120	960				3,500							
Lawrence, Harman	160	60	17	7,110	300		6	4	9		4	14	1,420	40			1,200	50						
Lawrence, Cora B.	75			R	100		1	2	3		1	14	540	20			700	50						

3024 1807 908 14095 5525 440 159 29 147 6 225 368 1328 33545 1258 64 117420 3064

Note \* New land + New improvements + could not obtain crop return.

19  
Ray







SCHEDULE 3.—Productions of Agriculture in *Highland Township*, in the County of *Madison*, in the

Post Office: *Lynchburg*

Name of Agent, Owner, or Manager.	ACRES OF LAND.			PRESENT CASH VALUE.		Total amount of wages paid to hands including value of board.	LIVE STOCK, JUNE 1, 1870.										PRODUCE DURING THE YEAR.								
	UNIMPROVED.			Of farm.	Of farming implements and machinery.		Horses.	Mules and Asses.	Milch Cows.	Working Oxen.	Other Cattle.	Sheep.	Swine.	Value of all live stock.	WHEAT.		Rye.	Indian Corn.	Oats.	Barley.	Buckwheat.	Rice.	Tobacco.		
	Improved.	Wood-land.	Other unimproved.												Spring.	Winter.									
	No.	No.	No.	Dolls.	Dolls.		No.	No.	No.	No.	No.	No.	No.	Dolls.	Bush.	Bush.	Bush.	Bush.	Bush.	Bush.	Bush.	Lbs.	Lbs.		
1	2	3	4	5	6	7	8	9	10	11	12	13	14	15	16	17	18	19	20	21	22	23	24		
<i>Brown, Elizabeth</i>	150	105		2,000	300	50	5	3				120		110	2,400										
<i>Biggs, George</i> †	200	15		2,575	100				4					8	900										
<i>Boahly, John</i>	245	25	50	2,400	300	300	8	3	10			20		70	2,000	100			5,000	1,000					
<i>Mandumhall, Geo. W.</i>	100	40	30	4,000	300	75			6			5		15	800				1,000						
<i>Collins, Robert S.</i>	30			<del>R</del> 175			4		3					17	875	21			400	100					
<i>Guinn, Wm. S.</i>	90	120	47	6,000	300	50	8		3			10	30	30	1,670	100			2,000						
<i>Jamieson</i>	55			1,000	150	40			3			5	70	90	905	30			1,000						
<i>Wet. G.</i>	55			1,000	150		4		4			10	20	30	190	50			1,000						
<i>Andrews, Lewis</i>	238	115		12,000	300	350	5		1					60	805	120			9,000	100					
<i>Booth, Geo. W.</i>	75	14		2,670	350				1					17	300	100			100						
<i>Lewis, Geo. W.</i> *	10	5	70	1,200	100				1						230										
<i>Linnville, Geo. W.</i>	60	20		3,300	350	100	11	1	9			4	8	50	1,600				2,000						
<i>Eichmann, Wm.</i>	80	40		4,000	300	30	9	6	5			5		25	1,800				7,800	300					
<i>McCart, R. G.</i>	50	15		3,220	300	150	3		3					40	810				1,500	150					
<i>Beck, Wm. A.</i>	170	50		8,800	250	175	4		5			6	15	40	985	100			2,000	300					
<i>Morgan, R. W.</i> †	48	30		3,130	200		5		5						775										
<i>McRoberts, Alex.</i>	95	25		4,000	200				5					7	445				2,000						
<i>Morris, John P.</i>	120	15	25	500	167	85	1	2	5			2	7	31	737	110			1,000						
<i>Barris, William</i>	150	70		5,850	350	140	2	3	5			75		90	1,305	250			2,500	500					
<i>Kavanaugh, M. R.</i>	100	100	90	11,600	300		7	6	4			13	11	34	1,800	90			2,000	150					
<i>Lattak, Jas. G.</i>	44			1,200	150		2		1					12	375				70						
<i>McNeal, Tho' S.</i>	80	7		3,000	150	200	5		3			7		68	1,375	200			2,400	300					
<i>Wiley, George</i>	61	15		4,920	200		4		5			3		25	900	40			1,000	150					
<i>McRoberts, Henry M.</i>	100	38	75	3,000	200		2		4			8		10	720	50			1,000						
<i>McNeal, Alex.</i>	100	20	80	6,000	300	300	3		3			6		15	760	180			3,000	100					
<i>Wright, Sam' R.</i>	444	125	344	12,500	1,000	1,000	20	40	5			60		200	5,500	200			10,000	500					
<i>Wright, Geo. W.</i>	135			<del>R</del> 200					2					20	600	150			2,000	400					
<i>McNeal, James</i> †	100	50		8,300	350		5		6			9		70	1,415										
<i>Aaron</i> †	30			<del>R</del> 100					1						130										
<i>Morgan, Adonijah</i>	200	90		8,000	200	350	4	3	4			10		50	1,460	100			5,000	500					
<i>Kyle, James M.</i>	200	120		9,600	500	100	10	10	10			15	25	70	3,200	200			100	5,000	500				
<i>Landon, Geo. M.</i>	280	100	120	12,000	400	550	3	10	6			3		100	5,000	40			3,000	400					
<i>Rose, Aaron D.</i> †	60			<del>R</del> 75			2		1					7	360										
<i>Shiridan, Eli G.</i> †	67			<del>R</del> 100					3					30	600										
<i>Adams, Samuel</i>	40			2,000	75		2		3					6	350	100			150	100					
<i>McKee, John D.</i>	40	14		2,000	75		2		3					18	625	45			150						
<i>Haylett, Mack S.</i> †	109	15		3,700	150	160	4		2					26	900										
<i>Wooten, Robert</i> †	40			1,400	25				1					3	375										
<i>Wilder, Isaac</i>	160	10		5,100	250				2					14	1,300	45			1,000						
<i>Conner, Joseph</i>	80	10		3,100	100				7					20	1,100	20			1,200	200					
				4549	1418	928	210640	8835	4310	177	79	169	268	134	144	4730	2602	100	77700	5720					

\* New farm † New occupant ‡ Could not obtain crop return



State of Missouri, enumerated by me on the Twentyfourth day of June, 1870.

Wm. Huber, Ass't Marshal.

YEAR ENDING JUNE 1, 1870.

Cotton. Bales (450 lbs.)	Wool. Lbs.	Peanut Beans. Bush.	POTATOES.		Orchard products. Dolls.	Wine. Gallons.	Produce of Market Gardens. Dolls.	DAIRY PRODUCTS.			SEED.			SUGAR.					BEES.		Forest products. Dolls.	Value of Home Manufactures. Dolls.	Value of animals slaughtered or sold for slaughter. Dolls.	TOTAL VALUE. Dolls.							
			Irish. Bush.	Sweet. Bush.				Butter. Lbs.	Cheese.* Lbs.	Milk sold. Gallons.	Hay. Tons.	Clover. Bush.	Grass. Bush.	Hops. Lbs.	Ramp. Tons.	Flax. Lbs.	Flax-seed. Bush.	Silk coccons. Lbs.	Maple. Lbs.	Clare. Hbds. (1,000 lbs.)					Molasses. Gallons.	Wax. Lbs.	Honey. Lbs.				
25	26	27	28	29	30	31	32	33	34	35	36	37	38	39	40	41	42	43	44	45	46	47	48	49	50	51	52				
								250														200				4,300	4,300				
			80					300			80												80			2,500	1,000				
			125					250			50															125	800				
			10					150			3												50			200	400				
	100		40					300			10												80		50	4,400	2,000				
	20		20					200			2												40			20	750				
	30		20					250			5												40			400	850				
			100					75			3																4,500				
			20					100			8																300				
											1																				
			40					200			8															1,100	800				
			10					200			15															750	1,200				
			25					200																		375	1,000				
	50		25					250			20															900	1,350				
			80					200			14															200	1,500				
	40		25					100			11															215	600				
			60					150			3															190	7,400				
	20		70					200			10											20	50			500	7,000				
			90					75			1															75	400				
			30					150			10															800	1,500				
			75					150			2															100	700				
			50					150			10															210	1,100				
			25					300			10												75			875	1,800				
			25					200			70																14,800	7,000			
			80					100			5																	2,000			
			40		30			200			8																1,200	3,000			
			50					250																			1,000	3,500			
			30					100			20																1,600	1,800			
			100					150			100																150	200			
								150			5																200	200			
			50					150			30																100	750			
	50		25					300			20																500	500			
	350		465		30			800			496																70	585	50	3540	57000

\* This will include only such cheese as is made upon the farm. Milk sent to cheese factories will be regarded as milk sold off the farm.



SCHEDULE 3.—Productions of Agriculture in Highland Township, in the County of Madison, in the Post Office: Lynchburg

Name of Agent, Owner, or Manager.	ACRES OF LAND.			PRESENT CASH VALUE.		Total amount of wages paid during the year, including value of board.	LIVE STOCK, JUNE 1, 1870.								PRODUCE DURING THE YEAR.									
	Improved.	UNIMPROVED.		Of farm.	Of farming implements and machinery.		Horses.	Mules and Asses.	Milk Cows.	Working Oxen.	Other Cattle.	Sheep.	Swine.	Value of ALL live stock.	WHEAT.		Eye.	Indian Corn.	Oats.	Barley.	Buckwheat.	Rice.	Tobacco.	
		Wood-land.	Other unimproved.												Dolla.	Dolla.								No.
1	2	3	4	5	6	7	8	9	10	11	12	13	14	15	16	17	18	19	20	21	22	23	24	
1 Colanbaugh John	80	15		2350	100		2	2		1		25	430				500							
2 McNeal Wm	80	8		2200	75		6	3		5		19	980	85			2000	175						
3 Ripley John W.	40	11		1500	150		5	3		4		5	600				2000							
4 Shambarger John	180	60	400	17000	250		8	4		0		25	1350	100			2000	100						
5 Long Geo W.	170	70		8400	300	200	9	6		10		60	1300	110			2500	200						
6 Parnell John W.	40	20		1500	100	100	5	2				30	800	80			1200	200						
7 Smith Moses +	70	30		3750	175		3	2		1		3	415											
8 Vinsonhaler Geo.	120	40		6400	150	100	8	8		10		50	1010	30			1500	50						
9 Colony John *			80	800	75		2	1				9	320											
10 Cobley Richard *			100	1000	75		3	1				0	420											
11 Looker Ezra	115	35	8	6300	150	50	0	1	4		8	24	920	100			2000	200						
12 Craigville James	25			R	50		2			2		12	250	30			1000	25						
13 Collier Geo D.	25				100		1	2				8	240				300	30						
14 Palmer Martin	100	80		5400	300	40	0	0	3		4	60	2150	34			1000	300						
15 Gray Robert	161	61		9000	250	50	6	5		10	8	44	1300				2000	71						
16 Vinsonhaler Dr. Mill	160	26	74	10400	400	100	4	4	0		6	40	1480	70			2500	150						
17 Hendy path Geo. R.	70	4		2400	200		0	2	4		3	18	1000				800							
18 Parnell James A.	60	10		2100	50		3	2				50	610	20			400	50						
19 Long John	180	20		8000	250		4	2	3		5	30	1000	90			5000	150						
20 Shuff John R.	125	30		6200	300	300	1	4	1		2	100	1150	130			2500	200						
21 Scott James	160	35		6450	300	700	10	5		3		100	1800	60			2500	300						
22 Bates George	25			R	100		2	3		2		10	470				200							
23 Ripley Miller *	30		60	1300	125		2	2		2	10	9	300											
24 Brown James F. *	10		30	600	100		2	1				5	250											
25 Snook Matthias *	120	100		4400	150	110	2	3	8	8		20	1100											
26 Bosley Sylvester *	50		25	1600	400		7	2					760											
27 Henderson Eli *	20		60	1600	150		3	2		1		4	415											
28 Wainwright W. H.	150	50	300	8500	300	100	9	3		4	50	40	1500	300			3000							
29 Vinsonhaler *	50	10	30	1800	150		3	3		1	1	5	500											
30 Ripley Cornelius *	10	2	70	1000	100		7	1				2	750											
31 Looker George *	160	15	80	6100	150		2	3		4		5	500											
32 Wilkinson William *	80			2800	100		3	1		1	9	12	870											
33 Snow Nathan +	50		120	R	125		4	1		2	15	8	565											
34 Hughes Mary	50	70		3800	150		3	5		4		50	1010				2000							
35 Nelson William	93	20	50	4075	150	200	6	1	6		5	30	1275	100			1500							
36 Small George R.	80	50	30	4000	125		2	4				30	540	25			800	200						
37 Corbin James W.	30			R	150	15	3	3		1	10	10	515	40			1000	50						
38 Smith Jackson	121	10		4500	150		2	2	5		2	8	12	850			2000							
39 Brown Sarah *	90	70		4800	250		7	4			10	4	870	60			60	2000	80					
40 Anderson Mollie *	165	35	150	25000	130	200	2	4	2			5	710											
	3351	980	2092	176515	7105	1435	175	24	124	8	129	144	1010	34738	1485		60	47300	2691					

\* New farm      † New occupant      ‡ Could not obtain any returns







SCHEDULE 3.—Productions of Agriculture in *Waynes Township*, in the County of *Madison*, in the

Post Office: *Lynchburg*

Name of Agent, Owner, or Manager.	ACRES OF LAND.			PRESENT CASH VALUE.		Total amount of wages paid during the year, including value of board.	LIVE STOCK, JUNE 1, 1870.								PRODUCE DURING THE YEAR.								
	UNIMPROVED.			Of farm.	Of farming implements and machinery.		Horse.	Mules and Asses.	Milk Cows.	Working Oxen.	Other Cattle.	Sheep.	Swine.	Value of all live stock.	WHEAT.		Rye.	Indian Corn.	Oats.	Barley.	Buckwheat.	Rice.	Tobacco.
	Improved.	Wood-land.	Other unimproved.												Spring.	Winter.							
No.	No.	No.	Dolls.	Dolls.	Dolls.	No.	No.	No.	No.	No.	No.	Dolls.	Bush.	Bush.	Bush.	Bush.	Bush.	Bush.	Bush.	Lbs.	Lbs.		
1	2	3	4	5	6	7	8	9	10	11	12	13	14	15	16	17	18	19	20	21	22	23	24
<i>Linnville Zack</i>	40			1400	150		5	2	4	32	48	200			75			2000					
<i>Baughin Henry S</i>	480	140	160	23500	500	500	11	5	10	30		100	3000		101		36	5000	200				
<i>Mendenhall John</i>	60	15	50	4000	200	70	4	3	12	33	7						55	400	175				
<i>Morr Lawrence</i>	80	7		2000	150		2	3	7	16	2		500					100					
<i>Hatchel Wm</i>	80	5		2550	150	50	2	2				1	280		100			200					
<i>James Searles</i>	x	240		3200	150	100	6	1															
<i>Kerr Oliver</i>	90	15	12	2500	150		2	4	4	28	10		600	236	60			2000	200				
<i>William C</i>	410	10		2600	200		6	7	17	22			9175		50			1000	150				
<i>Bond Wm S</i>	25	6	10	1400	150	50	2	2	1	8	18		450		80			800	110				
<i>Lyle Hugh</i>	+	70	40	210	7000	250	7	2	3				800										
<i>Dougherty Wm W</i>	80	100	60	25200	500	1200	11	4	15	19			50	3250				2000	600				
<i>Rains Marianne</i>	+	20					2	1	3				4	3	320								
<i>Rains Gabriel R</i>	80	40		3000	150		7	1	3	8	17		30	467				1400					
<i>Emory John H</i>	+	15	15	50	1300	150	4	2	2				23	640									
<i>Shawstrey J R</i>	x	40	3		1000	120	60	2	1	1			1	200									
<i>Barnes S H</i>	160	20	20	6000	200	150	8	7	7	9			5	1620	500			1000	150				
<i>Argyle Jonathan</i>	80	10		3700	200		2	1	10	2	13		15	1450	120			4000	300				
<i>Roberts John</i>	x	80	8		2650	150		2	4				12	400									
<i>Russenagle John</i>	x	80	5		2150	110	2						7	930									
<i>Dodge Saml J</i>	x	160	10		5700	150	2	1	1				3	260									
<i>Wagner John S</i>	160	20		5400	250	80	6	4	5				13	935	82			1000	275				
<i>Davis Stephen</i>	x	80	10		2700	200	4	1	11				6	790									
<i>Adrian John</i>	x	120	10		3250	150	2	2	1				6	340									
<i>Adrian Wm</i>	x	80	5		2120	150	3	3	4				5	500									
<i>Davidson Philip</i>	x	40			1000	150	2	2	4				1	370									
<i>Busby Henry B</i>	x	80			2000	150	2	2	6					360									
<i>Cullison Jesse</i>	x	20	140		2400	150	4	3	3				19	720									
<i>Wingrey Jacob</i>	x	80			2000	70	2	2					9	350									
<i>Crawford Sen</i>	x	80			2000	170	3	3	1	4			10	740									
<i>Hewitt Wm C</i>	x	15	65		800	100	4	1					5	480									
<i>Dick &amp; Grueyer</i>	160	40	120	8000	300	50	5	3	8	8	20	40	1420	160				2500	350				
<i>Renner George</i>	160	15		5250	200		6	5					9	35	960	60		1000					
<i>White Joseph</i>	55				150		2	3	2	17	15		15	457	97			500	60				
<i>Mathury H J</i>	65				150	20	10	5	17	20	60		1720	30				1500					
<i>Morgan Lewis</i>	60	47		3200	200	200	2	2	1	9			50	460				1800	100				
<i>Forcade Henry</i>	260	100	200	14000	400	600	8	11	13	2	30		100	3300				6000	200				
<i>Birkell Milton C</i>	80				150	100	5	2	2				15	640	225			3000	300				
<i>Witchfield Sen</i>	40	20	40	2500	200	40	4	4	6	8			28	1730				1500					
<i>Cook James R</i>	50	30	15	2850	150	50	4	3	3				30	630				1500					
<i>Conner Wm C</i>	35				150	20	2	2					30	420	60			2000	500				

x new farm + new occupant ± could not obtain any return

3796 746 1795 1600 390 3350 167 4 150 10 294 218 877 37068 16149 1649 71 42400 3380



State of Missouri, enumerated by me on the second day of July, 1870.

Henry Miller, Ass't Marshal.

YEAR ENDING JUNE 1, 1870.

	Cotton. Bales (450 lbs.)	Wool. Lbs.	Peas and Beans. Bush.	POTATOES.		Orchard products Dolls.	Wine. Gallons.	Produce of Market Gardens. Dolls.	DAIRY PRODUCTS.			SEED.			Hops. Lbs.	Hemp. Tons.	Flax. Lbs.	Flax-seed. Bush.	SILK cocoon. Lbs.	SUGAR.		BEES.		Forest products. Dolls.	Value of Home Manufactures. Dolls.	Value of animals slaughtered or sold for slaughter. Dolls.	TOTAL VALUE. Dolls.			
				Irish. Bush.	Sweet. Bush.				Butter. Lbs.	Cheese.* Lbs.	Milk sold. Gallons.	Hay. Tons.	Clover. Bush.	Grass. Bush.						Maple. Lbs.	Cane. Hhds. (1,000 lbs.)	Molasses. Gallons.	Wax. Lbs.						Honey. Lbs.	
	25	26	27	28	29	30	31	32	33	34	35	36	37	38	39	40	41	42	43	44	45	46	47	48	49	50	51	52		
1				100					100			8															300	1,100	1	
2				200					450			60											40				1,400	2,200	2	
3		70		100					200			15										75					60	300	3	
4				40					200			10															60	200	4	
5				30					100			15															100	250	5	
6																														6
7				15					150			10															275	1,200	7	
8		100		300					250			15										60					300	750	8	
9		15		45					100			10										10					150	500	9	
10																													10	
11				700					900			75												8			600	1,400	11	
12																													12	
13		35		20					250			15															400	1,400	13	
14																													14	
15																													15	
16				100					250			25															300	800	16	
17				150					300			12												50			500	2,250	17	
18																													18	
19																													19	
20																													20	
21				30					150			10										32					150	800	21	
22																													22	
23																													23	
24																													24	
25																													25	
26																													26	
27																													27	
28																													28	
29																													29	
30																													30	
31		60		40		40			250			10										15		10			400	1,500	31	
32		30		100					100			4															60	700	32	
33		80		20					400			20										40					400	600	33	
34		50		00		30			300			6															300	900	34	
35				40					100			8															500	1,100	35	
36				30					250			75										120					9,000	4,000	36	
37				25					75			5															400	1,800	37	
38				25					300			10															300	900	38	
39				10					350			8												100			500	900	39	
40				10					75			4															30	1,500	40	
				1510		64			1800			435									352		208			10744	27150			

\* This will include only such cheese as is made upon the farm. Milk sent to cheese factories will be regarded as milk sold off the farm.



SCHEDULE 3.—Productions of Agriculture in Highland Township, in the County of Cherokee, in the

Post Office: Lynchburg

Name of Agent, Owner, or Manager.	ACRES OF LAND.			PRESENT CASH VALUE.		Total amount of wages paid during the year including value of board.	LIVE STOCK, JUNE 1, 1870.								PRODUCE DURING THE YEAR.										
	Improved.	UNIMPROVED.		Of farm.	Of farming implements and machinery.		Horses.	Mules and Asses.	Milk Cows.	Working Oxen.	Other Cattle.	Sheep.	Swine.	Value of all live stock.	WHEAT.		Rye.	Indian Corn.	Oats.	Barley.	Buckwheat.	Rice.	Tobacco.		
		Wood-land.	Other unimproved.												Dolls.	Dolls.								No.	No.
No.	No.	No.	5	6	7	8	9	10	11	12	13	14	15	16	17	18	19	20	21	22	23	24			
1. <u>W. H. H. H. H.</u>	60	10	57	3200	150		4	4	3				20	1015	30		1400								
2. <u>Morgan, W. H.</u>	50	10	20	2400	150		12		1				30	380			750								
3. <u>Graves, W. H.</u>	60			R	200		3	4	6	8			18	1150	90		1000	100							
4. <u>W. H. H. H.</u>	160	50	200	12000	200		3	2	2	4	6	16	726												
5. <u>W. H. H. H.</u>	70	30	40	4200	150	10	6	1	7	14	27	30	1387	110			1500	280							
6. <u>W. H. H. H.</u>	30	10	90	2000	150		2	2	3	4			8	600											
7. <u>W. H. H. H.</u>	200	100	100	13500	500	200	8	3	5	50			50	2300	400		5000	1300							
8. <u>W. H. H. H.</u>	100	20		3000	200		7		2	5			75	1230			1000	400							
9. <u>W. H. H. H.</u>	25		15	500	150		7		3	4	13	30	1000												
10. <u>W. H. H. H.</u>	160	13		4500	500		8		2				9	950											
11. <u>W. H. H. H.</u>	95			R	200		7		1	4			30	950	90		2500	350							
12. <u>W. H. H. H.</u>	80	4		1600	150		2		1	2			9	300											
13. <u>W. H. H. H.</u>	80	4		1600	150		2			5			23	450											
14. <u>W. H. H. H.</u>	80	4		1600	150		2		3	2			23	450											
15. <u>W. H. H. H.</u>	120	10		4500	500		5		8	7	13	41	900				1000	100							
16. <u>W. H. H. H.</u>	6	80		1750	750		2		1	1			3	230											
17. <u>W. H. H. H.</u>	40	5	120	3500	700		2		0				1	270											
18. <u>W. H. H. H.</u>	40	15	120	3500	150		2		3	3			18	500			600	150							
19. <u>W. H. H. H.</u>	80	2		2000	150		1	2	1				14	450			2500	60							
20. <u>W. H. H. H.</u>	40		40	600	110		2		1				9	240											
21. <u>W. H. H. H.</u>	40			R	700		2		5	9			530												
22. <u>W. H. H. H.</u>	40			1200	130		2		1				11	350											
23.																									
24.																									
25.																									
26.																									
27.																									
28.																									
29.																									
30.																									
31.																									
32.																									
33.																									
34.																									
35.																									
36.																									
37.																									
38.																									
39.																									
40.																									

\* New farm      † New occupants      ‡ Could not obtain any return

1610 243 1182 70920 40600 2110 81 18 64 123 68 415 16418 7214 16250 27440







OCT 29 1870

SCHEDULE 3.—Productions of Agriculture in Independence Twp., in the County of Madison, in the

Post Office: Marysville

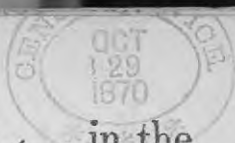
Name of Agent, Owner, or Manager.	ACRES OF LAND.			PRESENT CASH VALUE.		Total amount of wages paid during the year including value of board.	LIVE STOCK, JUNE 1, 1870.								PRODUCE DURING THE YEAR.										
	Improved.	UNIMPROVED.		Of farm.	Of farming implements and machinery.		Horses.	Males and Asses.	Milk Cows.	Working Oxen.	Other Cattle.	Sheep.	Swine.	Value of all live stock.	WHEAT.		Rye.	Indian Corn.	Oats.	Barley.	Buckwheat.	Rice.	Tobacco.		
		No.	Wood-land.												Other unimproved.	Dolls.								Dolls.	No.
1	2	3	4	5	6	7	8	9	10	11	12	13	14	15	16	17	18	19	20	21	22	23	24		
1 Scott David	43	16	99	3200	300		1	2				14	14	120				300	40						
2 Rutherford James	30	10		1000	75		1	1				69		300											
3 Shady William	18	20	102	1600	100		2	1				7		350											
4 McLaughlin James	40	33	43	1200	75		1	2	6			15	13	1200	18										
5 McLaughlin John	100	40	60	2000	230	300	15	4		10	20	50		1650				100							
6 Cassin Richard	10	5	40	400	13		2	2				10	9	190	30			300	40						
7 Spencer Andrew	43	20	37	1400	30		6	2				11	23	660				300							
8 Clark's W. Jr.	30	30		1400	300		8	5	5			42	28	40	2000			1000	40						
9 Fox Peter	50	5	63	2000	30		2	6		7	18	25		450	10		3	300	150						
10 Davis William	40	40		3500	350	17	5	4	6		15		30	800	60			300	315						
11 Reddick Elipah	20		60	1800	110		7	2		1	39	11		480	42			150	92						
12 Cotton William	5		35	100	20		1	1						103											
13 Cassin Saml.	17	13	78	1200	10					1	2	16	6	75				100							
14 Davis Harrison	62	60	100	4000	125	30	8	11		9	33	33		900	40			400	300						
15 Kelly George	19		22	400			4						2	425											
16 Jackson Jesse	70	11		900	40		2	1					12	320											
17 Jacob Richard	10	20	30	1000	125		2	1					2	300											
18 Allen Austin	120	60	160	6000	500	240	13	6		20		33		1300	65			200	300						
19 Davidson Amalie	20	30	60	1200	100		13	3		8	20	30		1300	80			300	110						
20 Smith Henry	10	20	40	600	100		2	2					2	380				50							
21 Suter Peter	30	10	60	2500	103	50	4	3		6	21	7		600				300	80						
22 Clayton Willis	10	10	10	300	20		2	2		2	23	12		350				350	100						
23 Derham P.H.	15	14	10	300			1	1						150											
24 Walter Sarah	50	40	110	2000	300		8	3		11	40	30		1300	42			500							
25 Nelson William	20	33	65	2000	65		6	5		8	14	9		885				200	50						
26 Slingsby Aaron	40	40	40	2000	95		5	2		5	35	35		500	19			400	120						
27 Borne Thos. J.	200	66		3000	100	30	3	3		7	14	14		23	0050			100	188						
28 Coyle Jacob	10	28		300			1	2		3		7		90											
29 Pisto Stephen	100	60		3300	335	20	6	13		39		35		1975	45			800	330						
30 Pisto Alexander	100	60		3300	130	50	5	9		12		20		1450	44			800	230						
31 Ingalls Campbell	160	100		2500	320		13	1	14		24	33		39	2450			200	850						
32 Smith Joseph	80	13	3	2000	30		2							30	400										
33 Mitchell Stephen	80	80	40	2400	163		3	3	5		16	28		19	963	40			300	189					
34 Davidson James	100	40	200	4000	360	100	13	6		20	24	40	40	1860	40			300	300						
35 Foster William	15	5	30	800	20		1	1						95											
36 Cooper William	20	10	20	900	20		2	1						100											
37 Cooper John	85	10	5	2000	125		4	3		3	7	12		338	50			135	106						
38 Miller Martin	37			750	30		3	3		5	15	8		370											
39 Coyle Mary Jane	80	20		2000	150		4	3		5	30	25		350	13			1400	115						
40 Coyle Charles	30	4	11	1000	40		2	2		3		10		400											
	200	109	1640	8665	4923	787	185	16	144	26	302	57	673	3078	639			5	134	449					







SCHEDULE 3.—Productions of Agriculture in *Independence*, in the County of *Missouri*, in the Post Office: *Maryville*



Name of Agent, Owner, or Manager.	ACRES OF LAND.			PRESENT CASH VALUE.		Total amount of wages paid during the year, including value of board.	LIVE STOCK, JUNE 1, 1870.								PRODUCE DURING THE YEAR.									
	Improved.	UNIMPROVED.		Of farm.	Of farming implements and machinery.		Horses.	Mules and Asses.	Milk Cows.	Working Oxen.	Other Cattle.	Sheep.	Swine.	Value of All Live Stock.	WHEAT.		Rye.	Indian Corn.	Oats.	Barley.	Buckwheat.	Rice.	Tobacco.	
		No.	Wood-land.												Other unimproved.	Dolls.								Dolls.
1	2	3	4	5	6	7	8	9	10	11	12	13	14	15	16	17	18	19	20	21	22	23	24	
<i>Cable William C.</i>							3	1		3				350										
<i>Robert Robert</i>	30	4	30	1000	30		2	1	3				10	135	22			200	80					
<i>Leaking Sargent</i>	40	30	16	1000	130		7		6	6	30	20	850		14			600	150					
<i>Foster Levi</i>	45	95		2000	150		5		5	5	18	25	350		30			700	330					
<i>Parker Elisha</i>	40	20			30		3	3	3		1	18	10	44				300						
<i>Downing John W.</i>	28	30	15	300	23		3		3	5	24	31	237					800	130					
<i>Roe James H.</i>	80	10	30	2000	30		3		3	8		22	450		114			700	100					
<i>George Dils</i>	30	30	52	1300	30		3		3	4	20	10	350					150						
<i>Foster Henry</i>	28	30		1600	125		6		6	4	53	19	1313					1000	300					
<i>Stebbins John F.</i>	60	100	48	3000	200		10		2	13	60	60	1800					500	100					
<i>Ty Ruttiff</i>	35	31	10	1300	30		2		2	1	18	35	260					800						
<i>Fisher Wm A.</i>	40	50	20	2000	100		3		3	3		30	400		60			500	600					
<i>Korn Christopher</i>	47	30	43	3000	240		7		5	7	26	43	1760					800						
<i>Wilson Alexander</i>	30	30	23	2000	200		6		3	35	33	450						300	300					
<i>Wilson Jefferson</i>	30	10	15	600	73		3		1	1	9	15	185					300						
<i>Ritter George</i>	40	30	30	1300	100		3					4	130											
<i>Ringer William</i>	35	25	30	1800	100		4		3		8	6	250					350	100					
<i>Allen James</i>	30	30	130	2000	25		2		2			2	193		20			300						
<i>Rinder James A.</i>	5	3	37	300	60		3						90		45			30						
<i>Rinder John</i>	8	4	38	600	30		2						200											
<i>Miss Louis A.</i>	30	30	39	1300	73		3					1	323											
<i>Dickson William</i>	60	50	90	4000	125		6		11	8	14	35	18	1825				2000						
<i>Miss Sarah W.</i>		30	40	1700	90		2		2	3		4	380		290			1200	100					
<i>Dennis D. Jr.</i>	15	10	66	910	60		3		2	1		2	350		200			400	95					
<i>Roberts Tho.</i>	10	3	70	300			3		1		7	5	150					150						
<i>Roberts John</i>	40	40	40	3500	103		4		3	17	24	11	867		28			1200						
<i>Cordeser Henry</i>	37	13	30	1300	30		3		3		31	20	350		36			300	31					
<i>Miss Isaac Jr.</i>	10		40	300	25		3					3	175					150						
<i>Barroughs Alfred</i>	23	3	20	700	73		2		4	3	10	4	275					300	100					
<i>Martin Josua</i>	20	20	160	2400	130		4		4	2	13	13	350					300						
<i>Hillman John B.</i>	60	3	138	3500	300		13	3	9	3	54	80	140	3000										
<i>Comer George</i>	60	37	53	4000	257		2		3	5	16	23	830		23			1200	300					
<i>Waves Jacob</i>	20	15		800	100		3		2			6	300											
<i>Comer Samuel</i>	10	30		700	40				3				400											
<i>Comer Josua</i>	30	9	13	300	30		1		1	1		6	150					150	40					
<i>Hubb Williams</i>	10	30	110	3000	110	30	2		1			4	240											
<i>Comery William</i>	30	40	70	3200	23	150	2		2	2		2	300		15			350	20					
<i>Comery Field C.</i>	40		80	2000	30		3	1	7		11	16	2	400				350	20					
<i>Comer James</i>	20	13	5	800	10		3			11		16	300		40			800	40					
<i>James Elisha W.</i>	80		280	3000	100	200	1		3	8	13	16	300					300	80					
		28	96	206	645	367	400	127	9	115	10	165	545	669	20158	960		169	2706					



State of Missouri, enumerated by me on the 18<sup>th</sup> 16<sup>th</sup> 19<sup>th</sup> day of June, 1870.

S. W. Cluskey, Ass't Marshal.

YEAR ENDING JUNE 1, 1870.

Cotton.	Wool.	Peas and Beans.	POTATOES.		Orchard products.	Wine.	Produce of Market Gardens.	DAIRY PRODUCTS.				SEED.			SUGAR.			BEES.		Forest products.	Value of Home Manufactures.	Value of animals slaughtered or sold for slaughter.	TOTAL VALUE.					
			Irish.	Sweet.				Butter.	Cheese.*	Milk sold.	Hay.	Clover.	Grass.	Hops.	Henp.	Flax.	Flax-seed.	Silk cocoons.	Maple.					Cane.	Molasses.	Wax.	Honey.	
Bales (450 lbs.)	Lbs.	Bush.	Bush.	Bush.	Dolls.	Gallons.	Dolls.	Lbs.	Lbs.	Gallons.	Tons.	Bush.	Bush.	Lbs.	Tons.	Lbs.	Bush.	Lbs.	Hds. (1,000 lbs.)	Gallons.	Lbs.	Lbs.	Dolls.	Dolls.	Dolls.	Dolls.		
25	26	27	28	29	30	31	32	33	34	35	36	37	38	39	40	41	42	43	44	45	46	47	48	49	50	51	52	
			40								2										40					143	300	
	100		40					365			13									50		50				200	900	
	60		40					50			6															100	380	
	65							30			1										33					50	230	
	45							20			16										33					122	535	
			100					150			23															139	771	
	50		10					101			4										22					30	200	
	120							50			22										40		130			440	1200	
	150		20					100			16															980	1318	
											2															280	685	
			80					363			6															240	838	
	65							300			4										30		700			40	509	
	100		20					365			30															60	468	
	30		30					20			8																180	
	60		80					100			20										15		60			160	300	
											4															95	200	
											6															33	100	
	60							700			40															130	450	
			20					700			20															90		
	40		30					363			6																420	
	12		13								3															300	120	
	80		75					365			20															369	1025	
	33		30					100			6										20					70	372	
			10																							95	130	
	20		50								10										24					40	380	
	30		25								18										20					160	237	
	70		15					362			30										20		100			100	1035	
			12								1															34	138	
	30		30					100			4															50	382	
	30		30								4															50	382	
											6															185	600	
	20		30					200			1															310	525	
	1262		782					4916			349										38		430			463	14766	

\* This will include only such cheese as is made upon the farm. Milk sent to cheese factories will be regarded as milk sold off the farm.



SCHEDULE 3.—Productions of Agriculture in Independence Twp. in the County of Madison, in the

Post Office: Marysville

1870  
JUN 1 29 1870

Name of Agent, Owner, or Manager.	ACRES OF LAND.			PRESENT CASH VALUE.		Total amount of wages paid during the year, including value of board.	LIVE STOCK, JUNE 1, 1870.								PRODUCE DURING THE YEAR.								
	Improved.	UNIMPROVED.		Of farm.	Of farming implements and machinery.		Horses.	Mules and Asses.	Milch Cows.	Working Oxen.	Other Cattle.	Sheep.	Swine.	Value of ALL live stock.	WHEAT.		Rye.	Indiana Corn.	Oats.	Barley.	Buckwheat.	Rice.	Tobacco.
		Wood-land.	Other unimproved.												Dolls.	Dolls.							
	No.	No.	No.	Dolls.	Dolls.		Dolls.	No.	No.	No.	No.	No.	No.	Dolls.	Bush.	Bush.	Bush.	Bush.	Bush.	Bush.	Bush.	Lbs.	Lbs.
1	2	3	4	5	6	7	8	9	10	11	12	13	14	15	16	17	18	19	20	21	22	23	24
McDonald C. S.	55		110	3300	75	30	2						300										
Doran Alexander	20	20		1000	40		3	1					325										
McDowell James	30	15	5	1200	90		2	1					300										
McDowell Thomas	25		100	1300	100		4	2					500										
Daugherty John	4	40	130	1000	80		3	1	1		4		350										
Daugherty Wm	20	30		900	100		4	1					900										
Daugherty Joshua	80	20		1200	180	180	1	3			14	30	820	10		24	300	40					
Hill John	15	30	35	4000	280		7	4		8	10	20	1300	36			400	140					
Korn Wm J.	40	20		1200	75		2	3		2	3	14	450										
Hill Sanford	45	11	110	1000	20		2	3		2	11	14	350										
McLaughlin John	36	40	4	1800	90	96	3	1			15	9	300				1600						
Kinder David	20	30	40	1300	33			1		3			235										
Inskip Joseph	100	40	60	3200	75	54	7	3	3	4	10	20	1000				600	100					
Severns Nathaniel	90	40		2000	300		9	6		8	60	36	900	49			300	340					
Daugherty Michael	80	20	60	2000	90	160	3	2		3		9	410	13			800	200					
Daughter James	18	30	132	1500	120		2						250										
Dawson John W.	160	40		4800	155	96	2	7	2				1000										
Wilson Wm J.	25		15	820	85		3	3			13	4	200										
Porter Meredith	10	5	20	800	20		4	1			15		300	16			400	100					
Malace A. J.	23		58	1200	75		7	1	1	3	16	9	250										
Boyer Daniel	7	10	83	1050	25		2	3				9	200										
Birdwell Henry	15	20	145	2100	175	209	6	4		3		5	800										
Porter Wm J.	90	30	60	3260	150	15	3	2	1			5	980										
Jayrib Jesse	60	40	30	2200	150		1	2	4		3	18	20	450	40			400	20				
Grindstaff Albert	40	5	30	1200	150		2	2				8	90	850				500					
Anderson H. J.	14	80	85	4000	150		4	5		8	50	75	850	40			1000	200					
Robinson Sol S.	40	60	100	6000	200	316	3	4		5		19	600	92			1300	210					
Boatly A. J.	30	110	5	1000	60		2	3		4		9	360										
McGreen Andrew	25	10	14	800	30		2	1	2		8	9	320										
Allison A. E.	24	4	12	1200	40		3						200										
Haff Elijah J.	5		155	850	50		7	3		1		4	950										
Koch Jesse.	95	80	130	3000	50		2	2				28	550										
Stimply Elizabeth	123	30	5	500	30	45	3	4		6	30	19	380				300						
Lucas Joseph	40	20	40	1300	81		3	3				5	333	6			200	40					
Lucas George	35	10		600	50	40	3	1	2		18	8	550	35			200	40					
Alexander Jas. A.	100	20	120	4000	300	250	4	2	6		15	65	1500	30			1200	335					
Deshager Robert	40		150	2900	35		5	5		2			480	21			200						
Lucas Thomas	3	20	12	950	20		1	3					150										
Stoolman Adam	3	2	39	400			1	1	1				150										
Doran Benjamin	40	10	40	1300	50		2	1				9	300										
	1916	93	2228	77200	3711	1457	133	15	72	3	78	290	5252	1866	357	24	11400	1672					























SCHEDULE 3.—Productions of Agriculture in Jackson Township, in the County of Madison, in the

Post Office: Marionville



Name of Agent, Owner, or Manager.	ACRES OF LAND.			PRESENT CASH VALUE.		Total amount of wages paid during the year, including value of board.	LIVE STOCK, JUNE 1, 1870.								PRODUCE DURING THE YEAR.									
	Improved.	UNIMPROVED.		Of farm.	Of farming implements and machinery.		Horses.	Mules and Asses.	Milk Cows.	Working Oxen.	Other Cattle.	Sheep.	Swine.	Value of all live stock.	WHEAT.			Oats.	Barley.	Buckwheat.	Rice.	Tobacco.		
		Wood-land.	Other unimproved.												Dolls.	Dolls.	Bush.						Bush.	Bush.
1	2	3	4	5	6	7	8	9	10	11	12	13	14	15	16	17	18	19	20	21	22	23	24	
1. <u>McConnell W. M.</u>	20		60	300	130		2							250										
2. <u>Batt W. B.</u>	10		70	500	140																			
3. <u>Cypher Samuel</u>	10		60	600	220		2							300										
4. <u>Arman Patrick</u>	15		65	800	40		3							300										
5. <u>Loall Benjamin</u>	20		40	800	15				2	1	10	3	75											
6. <u>Carsteel Smith</u>	40	10	40	1830	91	60	2		4	5		10	758	35				200						
7. <u>Dougan John</u>	30	20	110	2400	100		2		2	4		1	350											
8. <u>Douglas Joseph F.</u>	40	15	130	3500	150	76	3	2	3				6	1100										
9. <u>Douglas Wm S.</u>	80	16		1860	150		3		3	1			16	963	16			800	300					
10. <u>Diss William</u>	3		77	800	128				2					350										
11. <u>Cartledge John F.</u>	6		34	600	13		1		2				10	140										
12. <u>Smith John C.</u>	18	4	142	2500	93		3		4	3	33	3	394					300						
13. <u>Riley William</u>	50		65	2500	80		4		1				13	400				250						
14. <u>Cartledge Jas. C.</u>	200	100	160	12800	100		1		2				19	337	50		50	1500						
15. <u>Cartledge Samuel</u>	20	10	5	100	100		2		2				15	350										
16. <u>Down Enoch</u>	15	15		700	100		2		1				14	375										
17. <u>Boling Redding</u>	70	38	30	2390	75		8	1	4	8	25	12	1630	18				300						
18. <u>Alsbury Wm R.</u>	80	10	30	2000	138		6		5	7	8	8	800	20				1000	100					
19. <u>Vance Andrew</u>	15	5		1100	20		1						4	130				200						
20. <u>Diamond Daniel</u>	45	40	135	3000	73		3		3	3	17	6	423	70				400						
21. <u>Cornell Henry J.</u>	10		60				1	2	1				1	375										
22. <u>Wells M. D.</u>	75	30	85	4000	100	140	3		7	4	13		40	730				2500	300					
23. <u>Sperring Arch B.</u>	9		37	800	22	160	3		3	9			3	650	50			1100	300					
24. <u>Smrings Victor Jr.</u>	50	30	30	1500	100				2	3	2	5	35	2	675	15		100	75					
25. <u>High George M.</u>	30	30	30	1000	81		3		1				3	300										
26. <u>Bransley S. W.</u>	40	10		600	20				2					200										
27. <u>Wray John S.</u>	65	90	13	4630	130	32	9		4	3	30	3	1200	28				800						
28. <u>Stingly Hiram</u>	18		22	800	25		2		4	1	14	8	400					400						
29. <u>Yarnall Joseph</u>	22	7	57	3000	60		3		2			30	6	430				300						
30. <u>Harrison Jasper</u>	30	2	48	2000	30		3		4				18	6	650									
31. <u>Wray Clay</u>	80	10		1500	16		2		1	1			3	410				300	20					
32. <u>Trusty James</u>	40	3		1000	120		2		1					350										
33. <u>Cypher Samuel</u>	15	10		330	15		3		4	6	18			1500										
34. <u>Kelley Matthias</u>	200	30	130	8000	230	360	40		7				14	700										
35. <u>Wilson John</u>	20	8	55	1300	40		3	1	1	1			9	400	10			300	30					
36. <u>Doran William</u>	40		120	1920	100		2		1				1	300										
37. <u>Wray Isaac</u>	216			7000	250	400	1	4	3	2			7	600										
38. <u>Catright Alexander</u>	20		10	700	20	30	1	1	3			100	3	230										
39. <u>Horslan Carter S.</u>	20	8	94	1800	13		1		1				1	133				600						
40. <u>Arbino Phoebe</u>	41	10	30	1000	100		3	3	1	4			8	700				300						
	2177	508	2024	81970	3477	1268	74	21	89	10	72	330	262	2006	312		50	11550	925					







SCHEDULE 3.—Productions of Agriculture in Jackson Township the County of Kodaway, in the

Post Office: Marysville



Name of Agent, Owner, or Manager.	ACRES OF LAND.			PRESENT CASH VALUE.		Total amount of wages paid during the year, including value of board.	LIVE STOCK, JUNE 1, 1870.										PRODUCE DURING THE								
	Improved.	UNIMPROVED.		Of farm.	Of farming implements and machinery.		Dolls.	Dolls.	Horses.	Mules and Asses.	Milch Cows.	Working Oxen.	Other Cattle.	Sheep.	Swine.	Value of all live stock.	WHEAT.		Eye.	Indian Corn.	Oats.	Barley.	Buckwheat.	Rice.	Tobacco.
		No.	Wood-land.														Other unimproved.	Bush.							
1	2	3	4	5	6	7	8	9	10	11	12	13	14	15	16	17	18	19	20	21	22	23	24		
1 Raymond A. Th.	30	30		1200	30		3	1	6					39	200										
2 Gordon P. Cooper	40	90		2560			4	4	14					26	2000										
3 Spinning Assoc. Co.	100	160	578	34000	300	130	6	2	3	7				16	23			700	200						
4 Spinning Assoc. Co.	10	3		300	20		3	1	2					9	35										
5 Griffin Edwin	120	15	103	6500	150		6	2	3	3	16	30	13	30	13	40		200	130						
6 Wilcox Assoc	80			1600	400	100	7	13	2	35	13	40	30	30	30			3000	200						
7 Allen Thos. Jr.	40	3		3000	80		6	2						3	400										
8 Anderson Jacob	60	15	40	3400	85			2	1					23	650	100		100							
9 Bright Wm. H.	39	20	61	3500	60		3	1	1		1			3	400										
10 Lewis John	70	33	63	4000	65		7	3	13	20	30	30	13	30	13			1500	100						
11 Hank Morgan	70	30	45	4000	150		9	2	10		15	39	15	28	50			300	100						
12 Carroll Samuel	12	37		100	100		3	4						19	8	225									
13 Barnes Elias C.	50	18	10	5000	130		3	1	6		3	23	20	13	100			1000	30						
14 Gray Henry	10	10		100	50		1	1						22	30	334									
15 Hawley Saml.	10			200				1						3	3	50									
16 Simpy G.					125			2	1		3	11	20	400	19			400							
17 Koch Peter	128	60	122	9500	175	934	6	8	3					63	2069	41		3000	338						
18 Alsbury Thomas	80	3	29	3550	150		4	2	3		1			6	900	30		20	800	50					
19 Cuyper Thos	80			1400	100		6	4			3	23	8	9	900										
20 Bentley Amos B.	90	30		3100	110		5	3		1	8	9	6	22	60			1000	20						
21 Bentley James H.	25	3		600	10		2	2						6	50										
22 Sutton Geo. H.	40	20	40	1300	100		1	1	2					33	1	500									
23 Cartridge John R.	160	17		4000	135	40	7	1	6		30	30	35	2500	100		100	3000	300						
24 Harry Lewis	30	30	60	2000	175		5	4		6	10	13	63	1	30			30	100						
25 Wither Wm. D.	65	10	12	2000	40		1	1						150	10			600							
26 Hampton Jas. M.	65	15	13	2350	100	93	6	3		19	20	10	7	700	46			1300							
27 Rhoads Allen	60	10	130	3000	150	50	4	8		22	26	18	13	100	40			3000	100						
28 Spear Thos	33	3	100	4800	135	50	7	3		8	90	53	13	100				500	150						
29 Jay Absalom	60	33	38	4260	150		5	3		30				6	1000										
30 Blatter Josephus	10	20		700	40					2				3	90										
31 W. William H.	35	13	130	3000	40		3	1						2	230			800	200						
32 Bishop G. W.	20	10		800	20		3							35	0										
33 Deafnas Thos	70	60	70	4000	400		4	3		2				3	400			1000	30						
34 Hays Edward	1		91	1000	150		1	4		7				13	600										
35 Hawley Thos	40		130	3200	100		3	6		2	18	30	23	30				1400							
36 Jay Simon D.	3		80	600	80					2				3	200										
37 Stiger Joseph	20	15		900	150		4	4		4				1	300										
38 Spear G. S.	60	60	30	3230	100		6	3	4		17	45	33	1100	33			1000							
39 Spinning Wm. H.	16	24		300	125		3	1		2				7	460										
40 Hawley Thos	8		75	300	125		3	1	1					5	100										

1902 852 2247 1167 493 1179 148 19 136 16 270 604 569 387 549 150 2430 1970



State of Wisconsin, enumerated by me on the 24<sup>th</sup> day of June, 1870.

S. C. Hussey, Ass't Marshal.

YEAR ENDING JUNE 1, 1870.																									TOTAL VALUE.		
Cotton.	Wool.	Peas and Beans.	POTATOES.		Orchard products.	Wine.	Produce of Market Gardens.	DAIRY PRODUCTS.			SEED.			Hemp.	Flax.	Flaxseed.	Silk cocoons.	SUGAR.		Molasses.	BEES.		Forest products.	Value of Home Manufactures.	Value of animals slaughtered or sold for slaughter.	Estimated value of all farm produce, and additions to stock.	
			Irish.	Sweet.				Butter.	Cheese.*	Milk sold.	Hay.	Clover.	Grass.					Hops.	Maple.		Cane.	Wax.					Honey.
Bales (450 lbs.)	Lbs.	Bush.	Bush.	Bush.	Dolls.	Gallons.	Dolls.	Lbs.	Lbs.	Gallons.	Tons.	Bush.	Bush.	Lbs.	Tons.	Lbs.	Bush.	Lbs.	Hhds. (1,000 lbs.)	Gallons.	Lbs.	Lbs.	Dolls.	Dolls.	Dolls.	Dolls.	
25	26	27	28	29	30	31	32	33	34	35	36	37	38	39	40	41	42	43	44	45	46	47	48	49	50	51	52
			50					100			75									130		50				180	1092
	40							207			20									23						300	1093
	40		20					1000			50									10		300				431	216
			100					50			5															70	180
	60		100					500			13										50					340	1200
	100		25					400			10										20					30	9000
	194		30					130			10															253	1088
	36		20					100			4										34					53	344
			40					395			5															356	4338
			30					200			10										40					140	935
			20					300			18										30					120	952
	80		30					395			25												60			350	3300
	30		25					100			5										55				90	335	
			30								4															40	393
	30		80					300			6										38					400	1190
	60		20					400			10										30		100			620	2499
	100		60					300			10										20					150	660
	50		50					400			12																690
			30					200			15															450	1030
	33		30					300			20										8					160	1010
	85		50					365			20															300	1036
917		830						6495			349									474		570			6957	30923	

\* This will include only such cheese as is made upon the farm. Milk sent to cheese factories will be regarded as milk sold off the farm.



















SCHEDULE 3.—Productions of Agriculture in

*Lincoln Township* in the County of *Nodaway*



Post Office: *Maryville*

Name of Agent, Owner, or Manager.	ACRES OF LAND.			PRESENT CASH VALUE.		Total amount of wages paid during the year including value of board.	LIVE STOCK, JUNE 1, 1870.								PRODUCE DURING THE YEAR.									
	Improved.	UNIMPROVED.		Of farm.	Of farming implements and machinery.		Horses.	Mules and Asses.	Milch Cows.	Working Oxen.	Other Cattle.	Sheep.	Swine.	Value of all live stock.	WHEAT.		Eye.	Indian Corn.	Oats.	Barley.	Buckwheat.	Rice.	Tobacco.	
		Wood-land.	Other unimproved.												Spring.	Winter.								
1	2	3	4	5	6	7	8	9	10	11	12	13	14	15	16	17	18	19	20	21	22	23	24	
1 Baker John	20	20	80	2400			3	1			15	39	450											
2 Kile Kolms	40	6		1000	30		5	2	10			28	700	60			1000	60						
3 Sexton James	12			360			2	1				1	330				400							
4 King Jacob Jr.	110	20		3250	200		9	2	4			13	1800	150			2000	50						
5 Price Wm M.	15	80		2400	100		3	2			5	10	480	53			350							
6 Sexton John C.	10	8		350	30		4	2		2	23	30	900	43			500							
7 McKee D. V.	160			4000	200		7	4		4	44	20	3200	74			3000	200						
8 Walker Wm M.	40		1	1200	100		5	1			15	27	800	45			1200	50						
9 Hutchison Wm	100	50	170	6000	250		4	3	8	4	31	9	1200	99			1200	75			40			
10 Orndal Spaulder	30	8	140	3000	150		5	7	8	10	8	10	1000				350							
11 Davidson Morgan	60	5	20	2000	100		3	1			3	6	400	20			1300	30						
12 Nance James A.	80			2400	100		3	1					1	400										
13 Annstrong Tho	20	40		1100	20		3	2						300										
14 Kunes John M.	30	10		1800	85		3	3		2		30	500	40			1000	40						
15 Kunes Rachel	30	10		1800	100		4	3		2		30	700	30			1200	20						
16 Hoag Abraham	60	40		2000	200		4	6	10	8	18	8	800	52			1300							
17 Bowman Richard	60			1200	100		2	4	5		16	20	600	30			1300	60						
18 Cochran S. S.	20	30	30	1800	75		2	2		2		3	350											
19 Jones Williams	12	4	22	1600	100		2	1		1	2	2	300				150							
20 Owens John W.	40		40	1600	125		3	1			36	2	300				150							
21 Fitzhugh Robert	60	10	20	2000	100		5	4			40	30	700	50			700	20						
22 McCombs Gordon	60	40	10	3500	75		2	3		1	13	38	400	90			1000							
23 Covin Ambrose	65	50	85	6000	100		1	4	4		26	40	40	1300			3000							
24 Short Anna M.	300	55		10000	300		6	2	3	8	6		12	1400	160		3000	100						
25 Hopkins Wm H.	40	10	80	3300	130		4	6		10		40	900	40			1000	50						
26 Shephard Saml.	30	10		1200	100			2	2		3		10	400	20		300	20						
27 Atkins Randall	45	15	35	1500	100		5	5		3		40	300	20			800	100						
28 Williams J. T.	30			960	50		4	1					5	400			500							
29 Rees James M.	30	10	80	2000	125		2	2		1		5	100											
30 Ballenger Wm M.	25	7	15	800	100		4	1	2	2	1	15	24	800			2000							
31 Kouse Mathias	80	30	20	3350	125		5	3		1	28	12	750				1000							
32 Januse Moses C.	20	10	10	1000	125		3	2				11	350	10			900	40						
33 Manly Harrison	60	40	60	3000	150		1	6	3		12	28	40	1300										
34 West James M.	20	10	20	800	100		2						6	300										
35 Cox Isaac M.	110	50	12	4000	500		9	1			330	30	1000				800							
36 Manly Wm R.	60	10		2000	125		1	5	2			33	70	700	50		1200	20						
37 Reynolds Wm	100	40	60	6000	300		1	2	4		4	40	30	600	60		1000	100						
38 Pullinwider John	10	7		300	100		2	3					2	400			200	20						
39 Manly Daniel	20	10	10	800	75		3	2				16	7	400	20		300							
40 Sivers Henry M.	60	40	60	2500	100	100	6	3		4	10	30	1000	28		40	1200	30						
2236785/050 973704975/100 139 24/09 31 1197948282770/218															40		34/00/045		40					



State of Wisconsin, enumerated by me on the 8<sup>th</sup> day of August, 1870.  
*S. C. M. Cluskey*, Ass't Marshal.

YEAR ENDING JUNE 1, 1870.																									TOTAL VALUE.			
Cotton.	Wool.	Peas and Beans.	POTATOES.		Orchard products.	Wine.	Produce of Market Gardens.	DAIRY PRODUCTS.			SEED.			Hemp.	Flax.	Flax-seed.	Silk cocoon.	SUGAR.			BEES.		Forest products.	Value of Home Manufactures.	Value of animals slaughtered or sold for slaughter.	Estimated value of all farm production, including additions to stock.		
			Irish.	Sweet.				Butter.	Cheese.*	Milk sold.	Hay.	Clover.	Grass.					Hops.	Cane.	Molasses.	Wax.	Honey.					Dolls.	Dolls.
Bales (450 lbs.)	Lbs.	Bush.	Bush.	Bush.	Dolls.	Gallons.	Dolls.	Lbs.	Lbs.	Gallons.	Tons.	Bush.	Bush.	Lbs.	Tons.	Lbs.	Bush.	Lbs.	Hds. (1,000 lbs.)	Gallons.	Lbs.	Lbs.	Dolls.	Dolls.	Dolls.	Dolls.		
25	26	27	28	29	30	31	32	33	34	35	36	37	38	39	40	41	42	43	44	45	46	47	48	49	50	51	52	
			30					160			15										20					80	800	
			40					100			10															40	315	
			30					130			10										30					300	1295	
											8															20	285	
	30	20						100			4															200	605	
	125	400						600			10										300					200	2425	
	20	40						100			4										45					300	800	
	65	30						250			30															200	1205	
	37	20						300			30															200	750	
	10	20						50			4															75	910	
	20	50						50			5															100	725	
	30	60						75			6														20	150	875	
	23	10						200			8														100	100	1020	
	60	40						75			8															75	990	
	50	40						50			4															50	185	
	50	100						100			30															20	100	750
	36	20						30			5															10	150	800
	63	100						130			90															200	1730	
	100	20						365			50															310	1815	
		10						185			10															20	250	1270
		20						100			4															100	430	
		60						130			15															400	695	
		40						25			7															40	350	
			15					50			10															400	1416	
	75	0						100			15															50	690	
								50			4															100	680	
	15	275						20			30															360	110	870
		100						50			10															300	1050	
	40	0						100			10															600	1310	
		20						50			3															50	190	
		10						40			4															30	230	
	20	30						150			10															335	1090	
869		1770						3985			463															5005	28491	

\* This will include only such cheese as is made upon the farm. Milk sent to cheese factories will be regarded as milk sold off the farm.



SCHEDULE 3.—Productions of Agriculture in

*Lincoln Township*, in the County of *Podaway*, in the



Post Office: *Maryville*

Name of Agent, Owner, or Manager.	ACRES OF LAND.			PRESENT CASH VALUE.		Total amount of wages paid during the year, including value of board.	LIVE STOCK, JUNE 1, 1870.								PRODUCE DURING THE YEAR.									
	Improved.	UNIMPROVED.		Of farm.	Of farming implements and machinery.		Horses.	Males and Ases.	Milk Cows.	Working Oxen.	Other Cattle.	Sheep.	Swine.	Value of ALL live stock.	WHEAT.		Rye.	Indian Corn.	Oats.	Barley.	Buckwheat.	Rice.	Tobacco.	
		Wood-land.	Other unimproved.												Dolls.	Dolls.								Bush.
1	2	3	4	5	6	7	8	9	10	11	12	13	14	15	16	17	18	19	20	21	22	23	24	
Jacob Jacob	34	20	60	3000	100		4	2	4			27	300	40			800	200						
Jacob Jacob	60	40	10	3000	140		4	3	1			46	300	30			1800							
Born Jacob	20			600	100		2	1	1			3	300				1300							
Somers John Jr	40	5		1300	123		3	2				13	400											
McCord David Jr	30	30	10	1700	100		6	2				12	600	20			300							
Hull, Eleazer S.	27			810	100		2	1	2			1	400											
Warren George	4	3	76	800			2	3	3			2	450											
Kamilton George	20	1	80	1000	37		4	1	12			6	700											
Souders Benjamin	30	20	80	2000	100		4	1	1			10	400				1000	20						
Alberton Geo. W.	80	10		2400	150		5	4	25			30	1000	100			1200							
Samuel Napoleon	80	80		3500	200		3	2	6	2		30	800	40		30	1200	75						
Reynolds David	30			900	75		2	1				13	400											
Campbell Robert	25			750	30		3	1				10	350											
Campbell Jas. E.	20			600	30		2	2				10	375											
Somers David	124	160	25	2000	250		6	10	3	30	30	75	2000	30			3500	100						
Tibbitts Vester S.	33	40	10	1300	100		2	2	1	15	13	400	39				300							
Robert Adamant	73	40	30	3500	140		6	5	6	18	23	1500	23				1000	80						
Doorman Jacob	33	15	5	1600	100		6	2	1	23	10	600	48				300							
Caruso Harrison	30		50	1000	100		4	3	5			5	600											
Abbot Benben	13	1	65	900	50		2						130											
Hall Geo. W.	20	6	160	2700	200		3	2	2				800											
Brewster Wm.	40	3	35	2600	100		2	1				1	200											
Hamblin Wm.	40	10	40	2000	150		4	3	10	10	30	800	20				300							
Hopp Alex Jr	35	35		1800	100		6	3	1	6	35	700					300							
Hausich Andrew	35	15		1000	250		3	1	3	6	13	500	20				600	30						
Wallace Aaron Jr	70	40	50	3800	150		3	1	3	4	20	30	700				200							
Spons. William	30	30	70	2600	100		2	4	5	10	20	600												
Graves George	40			1000	50		1	1	2	1		16	300				300							
Graves Mangel	128	100	215	8800	300		5	1	10	17	40	35	800			40	1500	150						
Col Smith S	35	20	45	1500	40		1	3	3	4		4	300	6			300							
McKay Wallace Jr	40			1200	100		3	1	2	2		30	500				1500							
Hanner John Jr	90	35		3400	150		4	3	4	3		75	1800	30			1300							
Dennis Stephen	60	33	60	3000	150		2	4	3	9	40	600	24				1000							
Davis Wash R.	9	20	20	1000	75		2	2				3	15	300	15		150	40						
Cox Henry A	100	30	30	4000	100		3	3	5	8	15	35	1500	22		10	1500	100						
Hoppe C. E.	35	40	45	1900	150		4	7				35	550				1300							
Graves Thomas Jr	13	8	40	1000	75	1	2	7	7			10	300				500	40						
Graves Uriah	40	10	10	1000	75	1	2	2	1	22	15	400					400							
Castello Isaac Jr	43	20	30	2000	100		3	6	3	15	4	30	1000	100			800	60						
Milton Wm. C.	20	10	60	1000	50		2	1	1			16	300											

1736/956/142/84660/4445 177/6/118/4/174/235/86/24375/599 80/2500/495







SCHEDULE 3.—Productions of Agriculture in

Lincoln Township, in the County of Adair, in the State of Iowa

Post Office: Marysville



Name of Agent, Owner, or Manager.	ACRES OF LAND.			PRESENT CASH VALUE.		Total amount of wages paid during the year, including value of board.	LIVE STOCK, JUNE 1, 1870.								PRODUCE DURING THE YEAR.									
	Improved.	UNIMPROVED.		Of farm.	Of farming implements and machinery.		Horses.	Mules and Asses.	Milch Cows.	Working Oxen.	Other Cattle.	Sheep.	Swine.	Value of all live stock.	WHEAT.		Rye.	Indian Corn.	Oats.	Barley.	Buckwheat.	Rice.	Tobacco.	
		No.	Wood-land.												Other unimproved.	Dolls.								Dolls.
1	2	3	4	5	6	7	8	9	10	11	12	13	14	15	16	17	18	19	20	21	22	23	24	
Ecker John	30	10		1100	100		3	2	1			4	400	29										
Peters Albert E.	65	20	33	3300	1235	1235	3	3	3			3	350				1350	100						
Hicks John	60	30	83	4000	1355		3	4	4	6	20	600	34				2000	61						
Sawyer John H.	30	40		2400	135		10	6	3	37	18	1300					800	30						
Slay Francis	20	10	70	1800	40		4	2	1	7	3	400	20				400							
Koehler Henry	80	3	80	2000	100		3	3	1		20	450	146				600	137						
Vanorman James	40			1000	30		2	2	1		5	250												
Richard Ezra	35	10	26	1700	150		2	1	3		7	250					500	100						
Colburn Timonius	20			600	85		2	1	1		12	300					500							
Nelson Asahel	30			1300	150		4	3	1		3	600					1300	60						
Hall William	80			2000	100		1	2	2	2	10	800					3000	40						
Spuch William	90	10		3000	180		5	4	6	50	1	80					3000							
Wager Amariah	30	10	3	1200	135		2	1			13	300					900							
Shaw James	30	40	64	2000	50		4	3	5		25	400					600							
Wager Saml R.	12	3	22	1000	40		3	1	1		2	150					300							
Chauncey Joseph	25	20	33	800	150		2	2	1	11	13	300	60				300							
Oster John	20	40	23	3300	130		8	4	8	40	10	1300	80			44	1000	3135						
Colburn Ransom	130	10	100	4000	200		3	7	4	16	64	6	1300	150			1000	100						
Colvin John	13	10	54	800	100		2	1			4	400												
Colburn Mrs E.	30		10	400	135		2	3			28	300												
Colburn Wm M.	30	10	3	1000	135		4	2	3		7	600	60			30	400	80						
Hall James	80			2000	100		3	2	4		6	600	36				600	40						
Carver Amos E.	80			2800	130		10	3	1		10	1000					1000	35						
Pipe William	80			2000	100		4	3	6	23	8	600	13				1000	43						
Spiller Elizabeth	40	10	10	1200	135		1	1	5	5	6	200	20				300	40						
Pipe Joseph	25	5	10	1000	30		2	2	1	140	4	500	20				300							
Pipe Henry	13	20	68	1000	135		2	1	3	3	14	400					300							
Stanton William	40	13	13	800	150		3	3	3		16	500					400							
Scott Theodore J.	165	10	20	3400	1235		3	4	2	10	38	8	1000	70			600							
Darbolt Isaac	44			1000	30			1	2		30	16	300				400							
Springer Geo. W.	20	10	50	1600	100		3	2	1	13	35	800					700	30						
Chauncey Jas. W.	50	20	30	2000	1235		3	1	3	4	28	17	675				300							
Moss George W.	10	8	13	200	30		1	4	3	3	11	800												
Barnett Charles	85	4	73	4000	350		7	12	14	38	45	1000					2000	100						
Ecker Wm. C.	40	3	40	1200	100		2	3			7	300												
Those Geo. T.	40	40	70	3000	200		7	9	5		33	1350	44				1000	30						
Conner Myle	50	40	79	4000	135		6	3	3		12	800					1000							
Spamer John W.	100	40	19	6400	130		2	3	3	2	5	35	1300	32			2300	100						
Spamer Chas. J.	25	80	35	3800	135		4	3	4		35	600					400							
Spamer Jas. W.	85	30	25	6400	135		6	4			35	800				30	1300	20						

2090 627 1137 86600 4110 125 149 10 120 12 128 52 157 125275 834 104 30700 1361

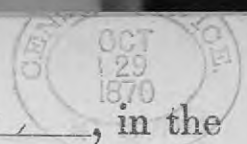






SCHEDULE 3.—Productions of Agriculture in Lincoln Township, in the County of Rockaway, in the

Post Office: Marysville



1	ACRES OF LAND.			PRESENT CASH VALUE.		7	LIVE STOCK, JUNE 1, 1870.								PRODUCE DURING THE YEAR.										
	Improved.	UNIMPROVED.		Of farm.	Of farming implements and machinery.		Total amount of wages paid during the year, including value of board.	Horses.	Mules and Asses.	Milk Cows.	Working Oxen.	Other Cattle.	Sheep.	Swine.	Value of ALL live stock.	WHEAT.		Rye.	Indian Corn.	Oats.	Barley.	Buckwheat.	Rice.	Tobacco.	
		No.	Wood-land.													Other unimproved.	Dolls.								Dolls.
2	3	4	5	6	7	8	9	10	11	12	13	14	15	16	17	18	19	20	21	22	23	24			
1	Martin Speer	60	80	30	3600	100	9	2	4		4	20	40	1000	45			1500	33						
2	Butler Thomas	80	40		2400	75	2		3		1	10	30	350	15			900	20						
3	Wells Richard	100	60		4800	130	2	4	8	2	4	14	70	200	12			2000	130						
4	Adams John	15	35		600	75	3		3			14	49	700				1500							
5	Hadson Joseph	60	100	40	6050	150	5		4		13	15	40	1000	30			2500	150						
6	Hadson John	40	35	60	3800	150	5		3		2	14	40	900				1000							
7	Hadson George	40	15		1000	95	2		1		1	10	40	300											
8	Severs John	45	59	14	3200	100	6		3	2	6	15	70	1500				1200							
9	Miller Henry	20			600	75	3		1				3	350				400							
10	McGee Nancy	16			480	75	3		3			9	6	300				400							
11	Daily Elijah Jr	39	100		2800	100	4		3		8	20	25	600				500							
12	Frank Charles	30			700	75	3		1		1		30	500				800							
13	Woodward David	15	12		600	195	2		3				12	250				400	50						
14	Sibbets Joseph	26	35	10	33	1650	130	3		4		4	15	18	600	80		900	75						
15	Wright Samuel	30	3	20	1000	50	3		4		13	20	20	950				600							
16	Dilly Marcus Jr	50	75		3800	30	4		4		3	10	19	400	15			1500	60						
17	Watson Augustus	28	25	50	1800	135	2		4			10	20	300				1000							
18	Roby Henry W.	31	20	30	1500	100	2		3		2	22	15	650				1000							
19	Dwight Pensular	40	31	32	1300	125	2	2	3				8	600											
20	Jaspe Jacob	100	50	30	300	130	3		3		100	30	4500	9				800							
21	Karman George	43	35		2000	125	6		3		6		63	800				1500							
22	Catney Saml W.	31	30	30	1000	50			1			10	12	150				600	20						
23	Colum Charles	80			2000	75	2		1				4	300				600	40						
24	Carroll Miles	20	5	20	600	225	180	6	2		7		11	1000											
25	Dang Joseph	40	10	110	3200	130	4		2		6		10	700											
26	Shepherd Franklin	60	10		1600	100	5		3		4		8	600	30			600	120						
27	Parker Nathaniel	60	10		1500	130	3		4		15		7	800				2000	130						
28	Treure John	30	20	110	4000	125	6		3		8	30	20	800				1000							
29	Alexander Edwin	25			500	75	2		1				3	300	50										
30	Russell Julia	30	50	80	3000	50	2	2	3		5		12	1000											
31	Dibbtt Egoa.	100	12	20	3000	125	4		3		5		7	300	21			400	50						
32	Engb Geo. W.	40			800	75	2		1					300	98			800	100						
33	Wood Pily	20	5	20	900	50	4		1				2	300											
34	Guthrie Michael	100	10	150	6000	200	6	2	4		12		40	1200	100			2000	150						
35	George Elphinstone	42	260		2000	300	300	4	11	10	3	120		200	10000			1200							
36																									
37																									
38																									
39																									
40																									
		2172	1178	961	73500	4000	450	128	23	101	6	350	259	967	34400	535		33900	1110						









SCHEDULE 3.—Productions of Agriculture in Polk County, Iowa, in the County of Iowa, in the

Post Office: Lynaburg

Name of Agent, Owner, or Manager.	ACRES OF LAND.			PRESENT CASH VALUE.		Total amount of wages paid during the year, including value of board.	LIVE STOCK, JUNE 1, 1870.								PRODUCE DURING THE YEAR.								
	Improved.	UNIMPROVED.		Of farm.	Of farming implements and machinery.		Horses.	Mules and Asses.	Milk Cows.	Working Oxen.	Other Cattle.	Sheep.	Swine.	Value of all live stock.	WHEAT.		Rye.	Indian Corn.	Oats.	Barley.	Buckwheat.	Rice.	Tobacco.
		Wood-land.	Other unimproved.												Dolls.	Dolls.							
No.	No.	No.	Dolls.	Dolls.	Dolls.	No.	No.	No.	No.	No.	No.	No.	Dolls.	Bush.	Bush.	Bush.	Bush.	Bush.	Bush.	Bush.	Lbs.	Lbs.	
1	2	3	4	5	6	7	8	9	10	11	12	13	14	15	16	17	18	19	20	21	22	23	24
1. <u>Wideman Joseph</u>	120	40		4,800	300	150	6	1	4		3	26	21	1,050				1,000					
2. <u>Wideman Madison S.</u>	80	20	40	4,200	250	50	2		2		11		24	700				200					
3. <u>Wideman Geo.</u>	100	35	100	3,000	100	100	2	2	3		2		25	650				1,500					
4. <u>Wideman W. S.</u>	100	40	80	5,500	200	150		4	3		7		30	760	30			500	100				
5. <u>Wideman Dan</u>	80	17	40	2,500	150	180	2	2	2	2	9		18	1,000				600					
6. <u>Wideman John</u>	53	27		2,400	150		2	2	5		4		2	630	10			500	50				
7. <u>Wideman S. K.</u>	25	10	40	5,000	150		2	2	3		1		9	595									
8. <u>Wideman J. J.</u>	20	30	90	3,000	150		1		5		4	12	10	700				300					
9. <u>Wideman Jacob</u>	50	60	44	4,000	150		1	1				5	14	600									
10. <u>Wideman Jonathan</u>	90			R	180		6		4		3	40	40	1,070	14			1,500	400				
11. <u>Wideman Joseph</u>	30			R	140		2		2					260				300	200				
12. <u>Wideman Henry</u>	36	40		3,500	300	300	1	4	3				100	1,090				2,000	300				
13. <u>Wideman James</u>	90			R	200		2	2	4				6	600				2,200	150				
14. <u>Wideman John</u>	35			R	100		2							200									
15. <u>Wideman John</u>	120	50	50	5,000	250	300	9	2	10		30		70	2,730	120			1,500	500				
16. <u>Wideman John</u>	80	120		3,000	200	250	5		5		11		100	1,370				2,000	400				
17. <u>Wideman John</u>	150	40		5,000	300	350	15	2	8		22		60	2,780	50			2,000	300				
18. <u>Wideman Isaac</u>	65	55		3,000	200	200	3	4	4		4		40	1,150	60			3,000	250				
19. <u>Wideman W. J.</u>	35			1,000	40		1		2	2	3		10	570									
20. <u>Wideman W. M.</u>	20			600	100		2		1		1		6	300									
21. <u>Wideman M. T.</u>				R	125		2	2	3		1		3	520									
22. <u>Wideman David M.</u>	30			R	40		2		2				3	290				400	70				
23. <u>Wideman W. J.</u>				R	70		0		2				6	320									
24. <u>Wideman John S.</u>	225	60	190	12,500	250		9		3		10	40	14	1,300				50	2,000	200			
25. <u>Wideman W. J.</u>	200	80	120	10,000	250		6	2	4		15	24	20	2,250	40			40	1,800	100			
26. <u>Wideman W. J.</u>			40	350	100		2				3	18	20	430									
27.																							
28.																							
29.																							
30.																							
31.																							
32.																							
33.																							
34.																							
35.																							
36.																							
37.																							
38.																							
39.																							
40.																							

1795 726 839 74570 4360 1830 95 32 98 117 165 657 24215 329 90 24300 3025

\* new farm + new account















129  
1870

SCHEDULE 3.—Productions of Agriculture in St. Louis, in the County of Podaway, in the Post Office: Waverill

Name of Agent, Owner, or Manager.	ACRES OF LAND.			PRESENT CASH VALUE.		Total amount of wages paid during the year, including value of board.	LIVE STOCK, JUNE 1, 1870.							Value of all live stock.	PRODUCE DURING THE YEAR.									
	Improved.	UNIMPROVED.		Of farm.	Of farming implements and machinery.		Horses.	Mules and Asses.	Milch Cows.	Working Oxen.	Other Cattle.	Sheep.	Swine.		WHEAT.			Oats.	Barley.	Buckwheat.	Rice.	Tobacco.		
		Wood-land.	Other unimproved.												Spring.	Winter.	Rye.						Indian Corn.	Bush.
No.	No.	No.	Dolls.	Dolls.	Dolls.	No.	No.	No.	No.	No.	No.	Dolls.	Bush.	Bush.	Bush.	Bush.	Bush.	Bush.	Lbs.	Lbs.				
1	2	3	4	5	6	7	8	9	10	11	12	13	14	15	16	17	18	19	20	21	22	23	24	
Lahr Peter	30	30	60	2500	300		4		1			13	350											
Took Nicholas	40	10	40	2200	75		3		3			33	400	40				400	73					
Eggle Henry	40	10	40	2350	150		3		1		5	3	400					130						
Mahan William	60	3	30	3500	100		9		4		13	28	1200	30				1300	100					
Allwell Phillip	130	10	30	5000	200		3		3		18	6	600	350				1000	100					
Thomson Joseph H.	10		30	600	75		1		1		3			200										
Lech Edwin	100	20	220	10000	300		4		2		3		38	900										
Neal Cass B.	30	30	65	3000	124		3		4			30	10	600										
Dummers Henry	250		60	1000	75				2		1		1	400										
Spang Jacob	60	10	100	5000	300				3		1			500	35				56					
Spang J	25	10	3	2500	175		3		3				6	300										
Spang Johnathan	60	10	30	3600	180		3		3				3	300										
Trum Josiah	60	20	90	4000	255		3		1				3	300	50			1200	40					
Davenport Joseph	60	10	33	3000	130		3		1		2		3	400										
Baker Edward	35	20	3	1600	200		3		1					550										
Jackson Gallant	30	10	30	3000	100		2		3		1		2	300										
Hart Allen C.	30	30	50	2500	125		3		1				1	300										
Chigels Sand	35	30	45	3000	100		2		1					300										
Laughlin Wm. M. B.	80	40	60	5000	300		7		3		3		10	1000	100				2000	64				
Myder Philip	40	30	40	1500	100		3		1				2	30					50					
Simons Chris C.	80	2		3400	100		3		3		4		1	700										
Quinton John	40	10		1400	75		3							200					200					
Richter Nathan	40	5	40	2000	100		3		3		3		4	600										
McCoub Rebecca	30	20	50	3400	110		1		2				4	800	20				300					
Downy Wm.	40		40	2000	135		4		4		3	13	30	700	30				800	60				
Workman John	40	10	40	2000	60		4		3		10		18	600					200					
Harry Marshall	14		33	1400	75		4		3		1		8	450										
Wood Daniel	30	30	1	1200	50		2		2				3	300					200					
Salisbury Charles	80	40	120	6000	150		13		3		3		33	33	1300			30	300	30				
Neefe Reason	40	60	50	2500	50		5		2		3	1	40	700	20				1100					
Dubin Geo. W.	80	20	20	3000	125		6		3		3	30	16	1000	48				1000	100				
Deebley Geo. W.	16	24	40	1000	75		2		3			30	4	325	10				300					
Charter Nathan	13		33	1300	50		9		3		1		3	800										
Quinn Peter	20	20	40	1600	100		3		4		2		13	600										
McGinnis Alvin	120	10		3900	230	150	11		1		9		33	1300	100				300	40				
Reed John	60	20		2400	350		4		4		3	30	20	800					300					
Reed John H.	13	30	33	1750	50		5		1		3	13	26	1000										
Croft William	20	3	10	1200	100		1		3		6		7	300	39				500	150				
Reed Josephus	23	13	78	1300	125		3		3		3		9	350	30				600	30				
Mustain John D.	40		40	1500	125		3		1				6	350										
	1556	614	1615	105400	3150	150	151	11	96	4	112	426	417	22265	942			50	12000	1115				







29  
1870

SCHEDULE 3.—Productions of Agriculture in *P.P. Township* in the County of *Norway*, in the Post Office: *Maryville*

Name of Agent, Owner, or Manager.	ACRES OF LAND.			PRESENT CASH VALUE.		Total amount of wages paid during the year, including value of board.	LIVE STOCK, JUNE 1, 1870.								PRODUCE DURING THE									
	Improved.	UNIMPROVED.		Of farm.	Of farming implements and machinery.		Horses.	Males and Asses.	Milk Cows.	Working Oxen.	Other Cattle.	Sheep.	Swine.	Value of All live stock.	WHEAT.		Eye.	Indian Corn.	Oats.	Barley.	Buckwheat.	Rice.	Tobacco.	
		Woodland.	Other unimproved.												Doll.	Doll.								Spring.
	No.	No.	No.	Doll.	Doll.		Doll.	No.	No.	No.	No.	No.	No.	Doll.	Bush.	Bush.	Bush.	Bush.	Bush.	Bush.	Bush.	Libs.	Libs.	
1	2	3	4	5	6	7	8	9	10	11	12	13	14	15	16	17	18	19	20	21	22	23	24	
1 <i>Coon William</i>	100	10	60	5000	150		10	7	7			30	1800											
2 <i>Galbreath John</i>	30	10	50	2400	150		2	1					300											
3 <i>Cain Chas L.</i>	180	150	100	12200	320		11	10	10			130	2843	160				3000	300					
4 <i>Remedy Saml J.</i>	120	80	40	10400	275		5	4	5	13		115	3150	180		50	1000	1000						
5 <i>Knabb Emoch.</i>	15	5		2400	170		4	7	7	3	10		10	200										
6 <i>Willhite Benj A.</i>	33	12	13	3100	150		5	3	3	8	40	800												
7 <i>Bentley Wm J.</i>	40	5		1350	100		3	1	2			28	300	20			350							
8 <i>Calmer Wm J.</i>	20	25	5	1200	125		1	3	2	10		205	10											
9 <i>Schell Jas J.</i>	40	5	40	3530	980		4	4	3	9	15	600	40				400	30						
10 <i>Witchcock Henry</i>	160	20		5100	200		4	3	3			37	100	60			500							
11 <i>Seegerhart Joseph</i>	20	10	60	2350	70		2	2				17	350											
12 <i>Jordan James</i>	25	5	10	900	50		3					3	200											
13 <i>Pitersimus A. M.</i>	80	40	40	3000	100		3	4	1			30	400	200			500	200						
14 <i>Rillion Elias C.</i>	10	20		400	75		4	3	2			14	500											
15 <i>Coyne Richard</i>	160	20		8500	180		8	3				15	800											
16 <i>Kline John</i>	20		60	1000	50		2	3				3	300											
17 <i>Bocher Abraham</i>	100	10	60	8000	150		3	3	40	15	18	1300	73				800	40						
18 <i>Miller Jack</i>	110	50		2000	100		3	3	3			15	300	31			500	20						
19 <i>Keily Phillip</i>	160	10		4000	75		3	2	3			7	400											
20 <i>McBoy John</i>	30	40	20	3500	50		3	1					200											
21 <i>Roberts Andrew</i>	40	10	40	2100	110		3					5	200											
22 <i>Armstrong Saml D.</i>	18	10	60	2000	40		3	1				7	200											
23 <i>Gault Samuel E.</i>	40	30	120	4000	100		3					15	400				250	50						
24 <i>Johnson William</i>	110		40	2500	250		3	2				13	400											
25 <i>Lapher Philo</i>	160	15		5000	250		6	5	4	3		20	1200											
26 <i>Storch Peter</i>	10		70	1600	100		2	2	2			1	400											
27 <i>Tagley Henry</i>	33			1000	50		1	2	2			6	300	20			800							
28 <i>Kelly John</i>	30	20	10	2000	100		3	1				30	300											
29 <i>Simons Clayton</i>	140	80		9000	300		6	4	8	60	26	1300	50				1800	800						
30 <i>Garrett Wm</i>	60	40		3000	750		3	3				6	400											
31 <i>Simons John</i>	60	10	80	3500	100		3	3	1			4	400											
32 <i>Mann John</i>	60	40		3000	75		3						300											
33 <i>Wolby Michael</i>	30			900	50		3	3				2	350	20			800	50						
34 <i>Pascal James D.</i>	80			7000	100		2	2	5			6	600											
35 <i>Shetton Hayman</i>	45	15	20	2400	100		3	4	6				600				800							
36 <i>Shetton Wm M.</i>	60		20	7000	200		4		4	2		20	750											
37 <i>Stephenson Egous</i>	60	20	40	4300	180		3	3	4	16		30	1000	75			1000	150						
38 <i>Phillips David</i>	60	10	50	2800	125		3	4	3			56	1475	157			700	100						
39 <i>Kant Johnathan</i>	160	10		4500	180		4	4	5			20	700											
40 <i>Birk John</i>	30			900	60		2	2				9	350											
	2071	804	1110	152500	20200		129	11	114	10	151	102	793	25945	1055		55	12900	2740					



State of Missouri, enumerated by me on the 24<sup>th</sup> day of August, 1870.

S. H. McCusker, Ass't Marshal.

YEAR ENDING JUNE 1, 1870.

Cotton.	Wool.	Peas and Beans.	POTATOES.		Orchard products.	Wine.	Produce of Market Gardens.	DAIRY PRODUCTS.			Hay.	SEED.		Hops.	Hemp.	Flax.	Flax-seed.	Silk cocoons.	SUGAR.		Molasses.	BEES.		Forest products.	Value of Home Manufactures.	Value of animals slaughtered or sold for slaughter.	TOTAL VALUE.		
			Irish.	Sweet.				Butter.	Cheese.*	Milk sold.		Clover.	Grass.						Maple.	Cane.		Wax.	Honey.				Dolls.		
Bales (450 lbs.)	Lbs.	Bush.	Bush.	Bush.	Dolls.	Gallons.	Dolls.	Lbs.	Lbs.	Gallons.	Tons.	Bush.	Bush.	Lbs.	Tons.	Lbs.	Bush.	Lbs.	Lbs.	Hbds. (1,000 lbs.)	Gallons.	Lbs.	Lbs.	Dolls.	Dolls.	Dolls.	Dolls.		
25	26	27	28	29	30	31	32	33	34	35	36	37	38	39	40	41	42	43	44	45	46	47	48	49	50	51	52		
			200					200			15'										5					1000	38 50		
			80					250			20										120					120	18 58'		
			25'					50			5'										8					180	4 00		
	30		10					150			5'															20	1 00		
	20		30					100			60															175	5 00		
			30					125			20										15'					85	3 40		
			90					100			12																	6 60	
																										35	25'		
	22		100					130			15'															70	7 25'		
			20					75			3'															50	3 75'		
			20								8																	195'	
			50					40			4										5					40	5 10		
	180		100					200			30															140	16 40		
			100					75			4															50	3 60		
			15'								4																50	4 70	
			10					100			6															200	9 05'		
			60					175			6										5					35	6 35'		
	252		1040					1790			219															205	2208	12915	

\* This will include only such cheese as is made upon the farm. Milk sent to cheese factories will be regarded as milk sold off the farm.











SCHEDULE 3.—Productions of Agriculture in 1st Township, in the County of Rowanway, in the

Post Office: Maryville



Name of Agent, Owner, or Manager.	ACRES OF LAND.			PRESENT CASH VALUE.		Total amount of wages paid during the year, including value of board.	LIVE STOCK, JUNE 1, 1870.								PRODUCE DURING THE YEAR.									
	Improved.	UNIMPROVED.		Of farm.	Of farming implements and machinery.		Horses.	Mules and Asses.	Milk Cows.	Working Oxen.	Other Cattle.	Sheep.	Swine.	Value of all live stock.	WHEAT.		Rye.	Indian Corn.	Oats.	Barley.	Buckwheat.	Rice.	Tobacco.	
		Wood-land.	Other unimproved.												Dolls.	Dolls.								No.
1	2	3	4	5	6	7	8	9	10	11	12	13	14	15	16	17	18	19	20	21	22	23	24	
Way Abner	30	10	50	3000	150		3	2				10	8	800										
Way Henry	5	5	70	800	75		2	1						4	300									
Way Stephen R.	40	100	100	3000	100		7	1		2			20	800	30			800						
Way John	50	200	50	10200	125		6	8		3			40	1000	200			600	200					
Stewart Wm. B.	50	60		2500	310	150	4	2		3			20	800	20			800						
Kelly Thomas	50	60	80	3820	150		7	6		29	13		20	1000				500						
Dennis Edwin	25	40	10	1600	100		4							400										
Couplin Ep	50	34		3000	150		3	3		6	55		30	800	41			200	150					
Epigman Gracim	20	10	30	1800	100		2	2		3			10	500	10			500	40					
Catt Williams	70	15	40	3000	150		9	1						800				600	40					
Wilson Christopher	15			450	100		4	2		2	16	13		600	30			400	20					
Coaven Anderson	150	100		8500	250		9	4		5	40	50		1300	50			2000	400					
Young John W.	40	40	38	3000	100		3	2				18	10	400				800	40					
Wood Geo. B.	30	40		3500	150		3	2				25	13	500	28			800	30					
Lynch William	60	40		3000	250		3	2	4	10	35	70		600			15	600						
Lynch Ebenezer	100	140		1200	250		7	1	6	9	20	48		1500				2000	200					
Lynch John	30			800	75		3	3		8	10	30		600				800	80					
Murray Mitchell	50			900	100		3	3		17		4		500										
Manly Roswell	12	88		1000	38			2		1		2		75										
Baskell David	30	110		4800	200		3	3	4	6	35	30		1000				1000	100					
Install Jesse	20	60		1600	75			3	1				10	300										
Hoffit Middleton	60	10	30	3600	130		4	4		1	36	20		800	30			1200	100					
York Riley W.	36			900	75		2	1		1		2		300				200						
Cross Solomon	40	80	20	3500	150		1	2	6	4	8	30	20	900				500	40					
Gorman Wm. G.	30			1500	25		2	2				29		300				100	100					
Castel John A	45	10	35	3600	175			3	4		7	45		600	60			600						
Wise John	45	10	105	4000	450		5	1	2	11		16		1000	109			600	60					
Wright James	280	100	60	12000	400	300	8	9	3	35		36		1980				2500	350					
Leah Lewis	15	65	10	1000	100		3	3		1		10		400										
Mercer Allen R.	40	40	80	3800	125		2	2		1	20	30		600				600	50					
Jones George	30	30	60	2600	75			2	2	3	15	13		350				900						
Cornette Richard	50	49		2550	125		3	3				8		500	20			1500	100					
Kellog Seth	30			900	70		2	2		1	6	6		250				300	30					
McLan Andrew	20	20		600	50		2	2				6		200										
Kellog Anderson	20	10	20	1800	60		2	2	1		10	14		450	21			400	30					
Mugridge Saml.	30	10		1800	250		3	3		27		20		1000	40			1000	50					
Trusty Sarah A	15	3		400	35		1	2		1		4		200				100	10					
Berow Solomon	63			2520	300		8	2	6		30	30		3000				1000						
Cates Dillan	20	10	40	1400	75		2	1		1		20		600										
Rhode Andrew	30	25		1250	100		4	1		2		20		800	20			500						
		1575	1796	945	11740	3885	450	138	28	105	6	256	351	1190	2665	659	15	24700	2230					



State of *Missouri*, enumerated by me on the *1<sup>st</sup>* day of *September*, 1870.

*S. C. McKinstry*, Ass't Marshal.

YEAR ENDING JUNE 1, 1870.

Cotton.	Wool.	Peas and Beans.	POTATOES.		Orchard products.	Wine.	Produce of Market Gardens.	DAIRY PRODUCTS.			Hay.	SEED.			Flax.	Flax-seed.	Silk cocoon.	SUGAR.		Molasses.	BEES.		Forest products.	Value of Home Manufactures.	Value of animals slaughtered or sold for slaughter.	TOTAL VALUE.	
			Irish.	Sweet.				Butter.	Cheese.*	Milk sold.		Clover.	Grass.	Hops.				Hemp.	Maple.		Cane.	Wax.					Honey.
Bales (450 lbs.)	Lbs.	Bush.	Bush.	Bush.	Dolls.	Gallons.	Dolls.	Lbs.	Lbs.	Gallons.	Tons.	Bush.	Bush.	Lbs.	Tons.	Lbs.	Bush.	Lbs.	Lbs.	Hds. (1,000 lbs.)	Gallons.	Lbs.	Lbs.	Dolls.	Dolls.	Dolls.	Dolls.
25	26	27	28	29	30	31	32	33	34	35	36	37	38	39	40	41	42	43	44	45	46	47	48	49	50	51	52
			20					50			10															100	5'25'
			100		75'			150			10										200	200			175'	1100	
			35'					180			12												300			140	728
	15'		25'					300			25'															140	5'18'
																					5						
	60		40					150			10										50	200			225'	875'	
			30					30			5'										10					50	380
			40								10															75'	45'5'
			20								8															100	375'
	200		400					200			40												100			300	2000
	20		75'					100			10										5					25'	625'
	40		20					100			10										50					60	630
	60		25'					75'			6										40					400	805'
	50		100					200			25'										100					150	15'50'
	25'		40					75'			10										50					60	605'
	70		100					150			15'										30	100				150	900
	40		30					100			10										30					400	1200
			17					25			3										17					40	175'
	107		40					125'			10										47					80	5'05'
			100								5'																15'0
			125'					350			20															65'	645'
			50					450			30															75'	755'
	70		5'					360			30												50			650	8210
	20		20					75'			6										50					210	615'
	30		10					50			4										50					100	505'
			20					75'			8															75'	955'
	10		15'					100			6										20					40	280
	20		35'								4										50					80	155'
																					46						334
			40					100			15'															150	820'
			20								4										10					20	105'
			15'					100			100															150	1180
			30					100			4										18					130	375'
879			1632		75'			2790			465									148			950		4455	29555	

\* This will include only such cheese as is made upon the farm. Milk sent to cheese factories will be regarded as milk sold off the farm.











SCHEDULE 3.—Productions of Agriculture in Union Township, in the County of Madaway, in the Post Office: Marysville

1870

1	ACRES OF LAND.			PRESENT CASH VALUE.		7	LIVE STOCK, JUNE 1, 1870.								PRODUCE DURING THE YEAR.									
	Improved.	UNIMPROVED.		Of farm.	Of farming implements and machinery.		Horses.	Males and Asses.	Milk Cows.	Working Oxen.	Other Cattle.	Sheep.	Swine.	Value of ALL live stock.	WHEAT.		Rye.	Indian Corn.	Oats.	Barley.	Buckwheat.	Rice.	Tobacco.	
		Wood-land.	Other unimproved.												Spring.	Winter.								
	No.	No.	No.	Dolls.	Dolls.		No.	No.	No.	No.	No.	No.	No.	Dolls.	Bush.	Bush.	Bush.	Bush.	Bush.	Bush.	Bush.	Lbs.	Lbs.	
1	Green William	60	20			4	8	3				12		62			100	150						
2	Curtis Geo. S.	30	20	30	2000	90	3	2				6	400											
3	Curtis Thomas	30	10	40	800	100		2	3			6	425			30								
4	Freiman Nathan		40		400	10	2	2					490											
5	Lewis William	28	18		800	30	2	6	8		9	625					400							
6	Sturgill Alvin	80	75		4400	1800	3	2	7	11	37	17	914	96			800							
7	Maguire John	120	130	36	9000	1500	8	7	4	40	13	1287	60			300								
8	<del>Rime James</del>				<del>400</del>		<del>2</del>	<del>2</del>		<del>3</del>		<del>12</del>	<del>300</del>											
9	Ryd Henry	20	3	13	1200	200			1		1	6	50				300							
10	Rime Benj. W.	20	120		2800	300	3	2	1		13	400					300							
11	Wood Wm. J.		10	80	1300	125	3	1	3			13	445	40			130	60						
12	Pisto Wm. M.	200	80	34	6000	875	275	6	8	11	48	38	56	2690	90		200	1000						
13	Pisto Lucinda	120	200	280	15000	100	390	7	3			34	800	120			1200	1200						
14	Shelman Mart.	100	100	33	1375	330	60	17	7	20	40	30	1960	130			1000	330						
15	Haskins Wm.	11			220	75	2	2				13	4	275			200							
16	Shelman John	30	10		800	130	3	2	1	18	9	330	40			100	130							
17	Wiley James A.	20	40	60	2000	75	3	2	1	2	10	200				400								
18	Woodford Jas. W.	20		20	300	240						23	2	33										
19	<del>Wright Owen S.</del>						<del>3</del>	<del>1</del>					<del>340</del>											
20	Chamberlain Joseph	73	80	25	5000	100	6	3	7	22	23	350	13			600	225							
21	Shelman Adam	46	16	89	2800	23	7	3	4	2	30	16	1000	43			600	40						
22	Ray Saml. H.	1	10	70	1000	40	1	3	1		8	200				400	80							
23	Lewis Samuel	90	40	270	6000	130	87	5	6	18		13	972	100			300	90						
24	Spwin Jess. Co.	30			600	20	3	1	2			9	380			600	130							
25	Lythwick Charles	50		30	1000	23	2					9	8	130	50			30						
26	<del>Stewart George</del>				<del>120</del>		<del>1</del>	<del>3</del>		<del>11</del>			<del>1000</del>											
27	Washburn Elias	220	100	235	10000	130	85	10	6	4	10	30	23	1650			5000	600						
28	Rempton Zachary	80	60	180	8000	107	2	2	2			45	800	30			2000	250						
29	Davis William	28	6	38	1200	20	3	3	1	12	11	415	41			300	32							
30	Hollins William	50	33		1235	130	10	4				14	1000	20			900	600						
31	Thompson Wm. H.	40	40	40	2200	140	230	9	3	2	4		300	1200			800	60						
32	Davis Louisa J.	35	10	75	2200	30	3	4	3	12	3	300	16			700	100							
33	George Reuben G.	40	14	37	2000	140	4	4	3	2	2	9	600	19			1000	120						
34	King John R.	33	10	33	1000	30	2	4	4	17	13	330												
35	Conson Nancy	70	20	70	4800	100	100	1	2			3	19	300	32			400	40					
36	Clark Albin	20	40	140	2000	45	2	1	7	3			300				300							
37	Ribett Aaron	48	23	33	2300	100	3	3	2	32	30	300	40				330							
38	Sturman Marion	41	30	79	3400	73	3	1				6	7	250	108			400						
39	Downing Wash.	83	90	27	4000	200	236	8	4	6		39	1200	58			700	180						
40	Greenle Geo. W.	40	25	40	1300	100		3	2	2		12	310	20			100	14						
		1980	1502	2365	11423	7520	1503	158	15	123	12	61	410	92	249	1282	2630	5421						



State of Missouri, enumerated by me on the 29<sup>th</sup> day of June, 1870.  
*S. W. M. ...*, Ass't Marshal.


YEAR ENDING JUNE 1, 1870.

Cotton.	Wool.	Peas and Beans.	POTATOES.		Orchard products.	Wine.	Produce of Market Gardens.	DAIRY PRODUCTS.			SEED.			SUGAR.			BEES.		Forest products.	Value of Home Manufactures.	Value of animals slaughtered or sold for slaughter.	TOTAL VALUE.						
			Irish.	Sweet.				Butter.	Cheese.*	Milk sold.	Hay.	Clover.	Grass.	Hops.	Hemp.	Flax.	Flax-seed.	Silk cocoons.					Maple.	Cane.	Molasses.	Wax.	Honey.	Dolls.
Bales (450 lbs.)	Lbs.	Bush.	Bush.	Bush.	Dolls.	Gallons.	Dolls.	Lbs.	Lbs.	Gallons.	Tons.	Bush.	Bush.	Lbs.	Tons.	Lbs.	Bush.	Lbs.	Hbds. (1,000 lbs.)	Gallons.	Lbs.	Lbs.	Dolls.	Dolls.	Dolls.	Dolls.		
25	26	27	28	29	30	31	32	33	34	35	36	37	38	39	40	41	42	43	44	45	46	47	48	49	50	51	52	
			40					307			10															30	363	
			180					40			10															25	180	
			50					100			16															70	383	
	25		40					363			20											100				75	686	
	100							300			8															63	348	
			20					20			4															49	179	
			10					150			10															60	330	
			40					73			10															33	248	
	62		20					500			60											20				162	1610	
			30					600			60											100	25	230		2075		
	100		40					200			50										12	30	50	200		1320		
	20		20					40			3										10					40	180	
	45		33					100			4										51	10				100	275	
			40					50			5										12					25	285	
	34		100					363			7												50			275	885	
	50		40					91			10															80	340	
			20					100			4															160	430	
	57		20					182			30															160	453	
			30					100			6															30	460	
	20										20											40				83	368	
	100		50					200			30												100			400	1570	
			60					100			20											60				140	983	
	61		74					363			10															62	1148	
			30					200			20															200	1123	
			16					200			40															80	963	
	30		12					100			10															50	533	
	91		30					100			4											14				84	944	
			15					150			4															63	378	
			50					40			6															8	160	
	45		25					182			15											20				80	343	
	40		40					150			18															180	623	
			40					200			35												50			96	846	
								50			20															20	310	
473			1114					5715			589										219		500		75	3416	20802	

\* This will include only such cheese as is made upon the farm. Milk sent to cheese factories will be regarded as milk sold off the farm.



SCHEDULE 3.—Productions of Agriculture in Union Township, in the County of Volcania, in the Post Office: Marysville



Name of Agent, Owner, or Manager.	ACRES OF LAND.			PRESENT CASH VALUE.		Total amount of wages paid during the year including value of board.	LIVE STOCK, JUNE 1, 1870.								PRODUCE DURING THE YEAR.									
	Improved.	UNIMPROVED.		Of farm.	Of farming implements and machinery.		Horse.	Males and Asses.	Milk Cows.	Working Oxen.	Other Cattle.	Sheep.	Swine.	Value of all live stock.	WHEAT.		Rye.	Indian Corn.	Oats.	Barley.	Buckwheat.	Rice.	Tobacco.	
		Wood-land.	Other unimproved.												Spring.	Winter.								
		No.	No.												Bush.	Bush.								
1	2	3	4	5	6	7	8	9	10	11	12	13	14	15	16	17	18	19	20	21	22	23	24	
Jay John R.				15'			4	1	1			6	300											
Boob John J.	40	13'	40	2800	100		4	6	7	20	6	850	416				300	100						
Greenlee Jas. M.	23	15'	70	2800	150		3	4	3			3	750				300							
Allison Robt. S.	40	20		450	20			2	6	32	12	12	1233				300	70						
Osborn Geo. B.	40	20		750	20		3	2	3	21	12	23	1200	60			300	100						
Kelly Rose Frank	40	25	40	1200	50		4	3	2			18	600	10			400	50						
Bugby Edwin C.	35	15'	110	3200	150		2	3	1	12	23	440					230	800						
Richardson Ande.	13	23'		1200	50		2	3				19	30	300	20		300							
Davis Jas. H.		20	80	100	200		3	3	1	10	3	840												
Sanford John	27	15'	13	1000	125	30	1	2	3	1	22	16	710	5			100	13'						
Billings J. L.													270											
Smith David	60	20		2500	100		2	4				25	600				1500							
Sperry Simpson	16	24		200	75'		7	1				13	650				300							
Morse J. M.	28	10	2	2000	140		2	1	1	7	10	300	18				500							
Nicholas Wm.							1	3	1	10	12	400												
Nicholas Thos. E.	70	60	30	3200	200		3	3				7	16	500	20		600							
King George	3		10	300	12		1					9	150				1000	500						
Adams Jas.	20		10	500	60		2					4	26	250			200							
Cole Timothy Jr.	60	6	24	1200	25	200	3	3					220											
Otis Merrill	65	30	180	3600	800	3500	9	3	10	12	42	2000					1600							
Fair Oscar	90	40	110	4000	25		8	2	6	9	23	683	35				800	40						
Fair Edwood	90	40	110	4000	75		6	3	6	26	23	800	20				1000	60						
Gray Jas. A.	20	60		1600	125		3	1				20	400				300							
Ruttenber Wm.	20	40	118	2500	40		3	1				10	3	250	13		75	30						
Cooper Philip B.	20																							
Sturgeon Clark	45	30	75	2500	140		6	1	1	4	26	400	24				500							
Arton Davis	20	16	44	800	130		2	2	3	7	18	600					200							
Harmon J. Wm.	65	5	95	3200	100		2	2				3	450											
Downing Geo. A.	130	130	190	9000	200	290	8	2	23	60	23	1500				20	1300	300						
Leppard S. W.	18	3	19	600	40		3	3	2			63	1213											
Fair Thorton	40	13'	80	2500	100		2	1				6	300	180										
Webster Joseph	20	10	20	1200	150		2	2				4	10	400	70		300	40						
Slaughter Edscom	100	60	80	4200	150	190	9	6	12			40	1200	20			1300	300						
Dutherland Jephtha	40	10		1200	50		4	6	18	30	24	1030	162				1200	616						
Slaughter Benjamin	40	5	80	2000	200		2	1	3			10	300											
Godby Ed. S.	160	20		3000	130		11	2	12	40	70	30	2700	120			1300	600						
Polk George	10	20		1100			2	3				10	400											
Wallace Thos. D.	120	45	120	7200	150		6	3	11	3	27	1400	70				1000	380						
Ringold Geo. W.	15	10	25	1500	10		3	2	2	6	3	750	40				300	80						
Stringer Thos.	40	20	240	6300	130		6	3	17			18	1200											

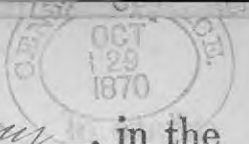
173, 72, 20, 940, 130, 1210, 136, 119, 225, 381, 477, 27532, 930, 20, 18525, 3591







SCHEDULE 3.—Productions of Agriculture in Union Township, in the County of Madison, in the Post Office: Maryville



Name of Agent, Owner, or Manager.	ACRES OF LAND.			PRESENT CASH VALUE.		Total amount of wages paid during the year, including value of board.	LIVE STOCK, JUNE 1, 1870.								PRODUCE DURING THE									
	Improved.	UNIMPROVED.		Of farm.	Of farming implements and machinery.		Horses.	Mules and Asses.	Milch Cows.	Working Oxen.	Other Cattle.	Sheep.	Swine.	Value of all live stock.	WHEAT.			Indian Corn.	Oats.	Barley.	Buckwheat.	Rice.	Tobacco.	
		No.	Wood-land.												Other unimproved.	Dolls.	Dolls.							No.
1	2	3	4	5	6	7	8	9	10	11	12	13	14	15	16	17	18	19	20	21	22	23	24	
Richardson Wm	13	15	50	1200	20		2	1					4	350										
Sturgeon Geo. W.	56	40	259	4000	128		2	4		9	13	16	450	350				300	40					
Sturgeon Jephtha	24	8	6	1300	20			1		1		2	60	30				200						
Dewitt Henry	98	60	128	5600	100		2	1	3			13	460					300	100					
John John B.	160	70	240	2400	200		9	2	3			30	1500	233				800	200					
Bingman John	40	10	30	1600	15		2	2	3			19	20	100										
Heming Henry	30	10	200	3600	13		4		2		4	10	23	800				300						
Strong Richard	10	15	180	2300	15		2		1			3	200											
Spidell Jacob	80	80	220	6000	200		6		7		13	40	1000	130				2000	120					
Heming Samuel	23	10	45	1600	23		3		1		3	20	11	400	30									
Jones Joseph	8		32	600									2	80										
Stey Johnathan	30	30	28	2800	13		4		2		5	38	13	600	63			200						
James Lewis	20	3	43	200	20		2		1				1	230										
Jones John	30	10	43	2000	100		2		2		1	24	13	450	43			300						
Codell Lewis	15	3	60	1300	23		3		2		3	10	20	450	53			300	40					
Harmon Mason A.	35		3	850	13			3	3				1	600				600	200					
Herbert Harris H.	40	10	40	2000	128		2		3		19	13	4	300										
Nichol Abram	13	10	65	1200	40								2	225										
Kelner John	30	40	20	3230	23		3		6		6	40	8	650	30			400	30				30	
McIntosh Saml	120	60	320	10000	300		10	2	2		20	15	23	2185	90			1300	200					
Roth Hamilton	18	30	32	800	30		3		2					480										
Low Henry J.	3	3	20	1200	23		2		1				4	230	60			100	130					
Sturgeon Jeremiah	20	30	40	1200	13		3		3		4	14	30	24				130						
Bastman Richd	12	8	20	800	30		3		2		3		9	330				700	38					
Ball David W.	12	10	21	800	30		2		2		1		1	300	45			400						
Codell Jesse	40	5	40	1300			3		3		2	20	16	330	30			300						
Godsey Jesse J.	43	30	3	1600	30		3		1		1	14	11	350										
Herbert Wm Mills	35	1	20	1500	130		2	3	2				3	1000	20			400						
Mitchell Wm S.	8	10	42	1200	30		3		1		13	12	300					300	40					
Steins Wm A.	60	30	50	4500	270		2		4		20	20	350	110				300						
Patten John	30	10	40	3000	10		1		1				4	150										
Mountain Joseph	6	7	37	500	40		2		3				3	200										
Aldridge Susan	30	40	110	2000	13		2		2		6	14	330					200	30					
Ball C. H.	100	60	60	3400	300		10		9		13		40	2000	40			1300	130					
Brown William	65	20	33	2300	150		4	1	2		3	20	18	600	17			600	81					
May John S.	35		3	850	100		2						4	11	300									
Warner Wm.	40			1200	20		1		2				3	130										
Spencer Robert	75	30	43	4000	123		7		4		11		8	1000	20			1200	130					
Kellion David P.	23			110	40		1		1				4	230										
Harmon M. B. W.	19	100		1230	300	600	3	3	10		70		20	3000	73	400	13	1300	60	12				

1777 9142710/04250 3760 600 113 17 111 20034448123990 1260 400 75 16050/711 12 50



State of Missouri, enumerated by me on the 6<sup>th</sup> 7<sup>th</sup> 8<sup>th</sup> day of July, 1870.

S. C. Cluskey, Ass't Marshal.

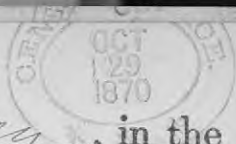
YEAR ENDING JUNE 1, 1870.

Cotton. Bales (450 lbs.)	Wool. Lbs.	Peas and Beans. Bush.	POTATOES.		Orchard products. Dolls.	Wine. Gallons.	Produce of Market Gardens. Dolls.	DAIRY PRODUCTS.			SEED.			SUGAR.			BEEH.		Forest products. Dolls.	Value of Home Manufactures. Dolls.	Value of animals slaughtered or sold for slaughter. Dolls.	TOTAL VALUE. Dolls.							
			Irish. Bush.	Sweet. Bush.				Butter. Lbs.	Cheese.* Lbs.	Milk sold. Gallons.	Hay. Tons.	Clover. Bush.	Grass. Bush.	Hops. Lbs.	Hemp. Tons.	Flax. Lbs.	Flax-seed. Bush.	Silk cocoons. Lbs.					Maple. Lbs.	Cane. Hds. (1,000 lbs.)	Molasses. Gallons.	Wax. Lbs.	Honey. Lbs.		
25	26	27	28	29	30	31	32	33	34	35	36	37	38	39	40	41	42	43	44	45	46	47	48	49	50	51	52		
								100			25'										80					148	6 68		
											2															50	2 20		
								23'			6										20					30	4 35'		
								50			13'															130	300	11 60	
								30			6										25'					40	42	3 75'	
								400			30																600	16 40	
								23'			5'															30	30	1 3 5'	
								200			20																40	130	8 75'
								200			8										40						120	4 95'	
								30			25'										150						42	4 95'	
								100			20										40						125	6 70	
								1000			15'																120	9 0 4	
								363'			100															200	847	22 4 3	
								100			10																30	9 85'	
								130			10										13'				30	35	23 5'		
								5'			40										300					100	8 50		
								30			3'										30						50	3 50	
								180			4										40						30	3 13'	
								200			12																73'	4 30	
								50			14										40						20	3 05'	
								100			30										23'						130	8 50	
								100			10										30						30	3 45	
								930			40										40						1000	23 3 3'	
								200			6										30						400	8 80	
								330			6										30						140	9 95'	
								400			25'																100	20 80	
								5188			559										955					470	4799	21 3 19	

\* This will include only such cheese as is made upon the farm. Milk sent to cheese factories will be regarded as milk sold off the farm.



SCHEDULE 3.—Productions of Agriculture in Union Township, in the County of Kodaway, in the Post Office: Marysville



Name of Agent, Owner, or Manager.	ACRES OF LAND.			PRESENT CASH VALUE.		Total amount of wages paid to farm hands during value of board.	LIVE STOCK, JUN 1, 1870.										PRODUCE DURING THE							
	Improved.	UNIMPROVED.		Of farm.	Of farming implements and machinery.		Horses.	Males and Asses.	Milk Cows.	Working Oxen.	Other Cattle.	Sheep.	Swine.	Value of all live stock.	WHEAT.		Rye.	Indian Corn.	Oats.	Barley.	Buckwheat.	Rice.	Tobacco.	
		No.	Wood-land.												Other unimproved.	Dolls.								Dolls.
1	2	3	4	5	6	7	8	9	10	11	12	13	14	15	16	17	18	19	20	21	22	23	24	
Darnett Wm P	30	10	20	2300	75		3		3	1	40	30	850	75				1000	30					
<del>Vaustman Joseph</del>							<del>2</del>		<del>1</del>				<del>200</del>											
Lock David A	100	20		3600	200		3		4	24		18	1200	100				1000	150					
Watersfield James	120	30		4500	300		5		5			11	675	30				800	400					
Moberly David H	40	20		1200	23		3		1			20	3	330	125			500	80					
Joske Martin P	9	40		200	20		2		1			4		130				300						
Eyle Charity	48	20	132	3000	23		3		1					290				200						
Tut Carl C	36	13		1000	25		3	1	4	21		4	200	80				400						
Wapman David	30	8	30	2000	30		3		4	11	12	15	200					500						
Newcomer Albert	4		96	1000	50		2							200										
Seuteg Jacob	110	60	30	6000	300		3		3	16	16	14	1300	50				200	200					
Spates Samuel	18	12	62	1600	30		2		3	8		5	330	32				30	100					
Ulmer Thomas	60	100		4800	300	112	5		8	22		38	1675	20				1000	300					
Ulmer Geo M	2	20	162	1300	23		4		2	2			480					300	200					
Whitman Jas	20	5		700	25		3		1			8	325					600						
Watersfield James	100	15	20	4000	130	128	6		5	60		23	3725					1200	350					
Chapman Oliver	8	3	4	300	20		1	3	5			4	400											
Phillips William	40	40		2000	35			2	1	2			400											
Crowe Edwin	3	4	1	100	20			2	1				250											
Bascher John C	35	64	35	3400	73		4		3			22	500					500						
Bradley William	27	20	27	3220	20		2		4	11		6	495					400	20					
Wething Saml	33	20	28	2000	30	248	3		4	11		11	600					100						
Sturgill William	30			600	10		4	1	2	2		5	300	23				30						
Spates Abraham	30	20	30	2500	50		4		5	13	13	5	900					200	100					
Taylor Levi	40	20	80	3500	75		3		3	7		1	500	60					40					
Taylor Thomas	20			600	10				1	2		9	250	40				1	60					
Horn Samuel	25	5	35	2000	30		3		2			14	350					1000						
Gray William	100	60	20	5300	150		6	2	3	6		20	1200					1000						
Small William	60	68	60	3000	73		4		3	2	15	30	750	60				1200	210					
Small Ezekiel	40			1000	15		3		3	2		13	400	30				500	40					
Carron Jas M	40	20	96	4000	123		3		2	1	5	3	400	6				1300	100					
Gray Alfred					175		3		2	10		6	600					500						
Gray John	80	120		4000	130		4		4	15		30	750					1000	50					
Mayers Leander	35			800	40		2		2	3			375					200						
Harmon Hugh H	100	40	100	6000	300	75	3		4	5		17	400	112				480	5	350				
Alexander Jas H	40	10		1000	50		5		1			15	600	38				500	40					
Kalbur Henry	30		50	1600	23		5		3	5		6	350	100				200	23					
Spird Godwin	50	10	100	4800	300	160	11	2	12	18		25	3800	100				1000	300					
Alfred Kiran	8		32	400	60		2		1			2	200											
Kingd Geo L	80	20	20	3500	100		5	1	10		14	5	2	1000				300	105					
		169	93	42	919	3740	723	132	13	124	4	290	41	409	28270	1103		17760	2970	358				



State of Missouri, enumerated by me on the 11<sup>th</sup> day of July, 1870.  
 Ass't Marshal.

YEAR ENDING JUNE 1, 1870.

	YEAR ENDING JUNE 1, 1870.																									TOTAL VALUE.		
	Cotton. Bales (50 lbs.)	Wool. Lbs.	Peas and Beans. Bush.	POTATOES.		Orchard products. Dolls.	Wine. Gallons.	Produce of Market Gardens. Dolls.	DAIRY PRODUCTS.			SEED.			Hemp. Tons.	Flax. Lbs.	Flax-seed. Bush.	Silk cocoons. Lbs.	SUGAR.			BEES.		Forest products. Dolls.	Value of Home Manufactures. Dolls.	Value of animals sold for slaughter. Dolls.	Estimated value of all farm produc- tion, including bet- terments and addi- tions to stock. Dolls.	
				Irish. Bush.	Sweet. Bush.				Butter. Lbs.	Cheese.* Lbs.	Milk sold. Gallons.	Hay. Tons.	Clover. Bush.	Grass. Bush.					Hops. Lbs.	Maple. Lbs.	Cane. Hhds. (1,000 lbs.)	Molasses. Gallons.	Wax. Lbs.					Honey. Lbs.
25	26	27	28	29	30	31	32	33	34	35	36	37	38	39	40	41	42	43	44	45	46	47	48	49	50	51	52	
1		70		20				75			5										15					280	960	
2																												
3		100		40				380			20															330	1130	
4		30		30				200			30										30					140	1015	
5				15				40			3										10					38	588	
6		130		30				100			10										15					50	345	
7				13				25			6															60	200	
8		40		15				30			5										20					36	500	
9		25		10				130			10															100	450	
10																												
11		45						200			20															75	490	
12								50			10										22						170	
13		60		38				350			35										60		40			100	1095	
14		48		30				100			20										20					125	450	
15				10				38			4															130	465	
16		100		15				100			15															300	1420	
17																												
18																												
19																												
20				5				130			5										10					50	370	
21		25						100			6															100	375	
22				25				130			30										6					25	375	
23				10				50			5															50	125	
24		33						100			10															40	380	
25								50			3																115	
26		20		70				50			3															10	130	
27				20				100			10										14					75	630	
28				40				100			100										20					140	1195	
29		24		30				100			5										200		50			185	1215	
30		10		20				50			4												30			40	390	
31																										16	145	
32																											350	
33				50				200			15												100			75	235	
34		60		20				75			10															300	960	
35				30				100			10										5		30			300	1330	
36				20				25			2										20					50	395	
37		10		30				100			10										30					70	405	
38				30				365			75										160		25			300	1615	
39																												
40		32		60				150			5															300	695	
		887		700				3805			505										647		315			4415	20858	

\* This will include only such cheese as is made upon the farm. Milk sent to cheese factories will be regarded as milk sold off the farm.



SCHEDULE 3.—Productions of Agriculture in Union Township, in the County of Kodawing, in the

Post Office: Maryville



Name of Agent, Owner, or Manager.	ACRES OF LAND.			PRESENT CASH VALUE.		Total amount of wages paid during the year, including value of board.	LIVE STOCK, JUNE 1, 1870.								PRODUCE DURING THE YEAR.									
	Improved.	UNIMPROVED.		Of farm.	Of farming implements and machinery.		Dolls.	Dolls.	Horses.	Mules and Asses.	Milk Cows.	Working Oxen.	Other Cattle.	Sheep.	Swine.	Value of all live stock.	WHEAT.				Rice.	Tobacco.		
		No.	Wood-land.														Other unimproved.	Spring.	Winter.	Rye.			Indian Corn.	Oats.
1	2	3	4	5	6	7	8	9	10	11	12	13	14	15	16	17	18	19	20	21	22	23	24	
1 Johnston Jas H.	30	20	80	4300	140		2	2		4	10	16	400				800	75						
2 Smith Jas B.	30	20	80	4350	130		4																	
3 Coleman Josiah	180	65	20	8000	300	2735	2	3	3		3		33	870	60		1400	300						
4 Coleman Asa							2	1	1	2			30	400	30		600	100						
5 Coleman John W.	60	60		3300	100		4	3		4			30	620	150		1300	150						
6 Coleman James	60	19	30	2125	20		4	3		2	10	23	330				550							
7 Coleman Robert	30	40	30	3500	28		2							300			1000	20						
8 Smith Lorenzo	40	7		1800	130		2	3		2	5	13	280				1100	150						
9 Smith John W.	40			1200	20		2	2					13	310	30		400							
10 Ringold John W.	20	3	60	1000	100		3	3		10	6	12	500				100							
11 Shelton Albert	40	13	48	3000	100		5	3		6			38	700	15		3	400	20					
12 Shelton Charles	40	13	48	3000	25		4	3					6	300	15		3	400	20					
13 Gray Martin	46	83	34	3000	60		3	3				9	9	300			800							
14 Webb John	23	48	80	2000	60		3	3					3	400	38		400							
15 Gray John M.	80	10	34	2000	30		6	3		1		5	700	33		15	200	100						
16 Riley Spenser G.	80	10		2000	50		4	3					16	600	44		800	150						
17 Taylor Noble Jr.	80	10		1500	100		2	3		3	12	1	400	43			1300	23						
18 Butts Clay	30	13	50	2000	125		2	1					13	230	13		1000	150						
19 McKe Benjamin	40			1400	40		2	1				9	9	300										
20 Birch Winston	40			1300	40		3	4				22	12	300	49		300	30						
21 Morehouse Nancy	40	12	40	2200	225		2	1		8	21	16	600	215		16	500	23						
22 Morehouse Smith	30			2300	100		2	3		4	6	4	300	40		5	200	20						
23 Morehouse Abram	40	20	120	3300	220		3	2	3		5		3	250										
24 Hall Cornelius	30	20		2800	130		3	2	2		4	11	6	900	32		1000	120						
25 Morehouse Wm	20	69	60	3000	150		4	3		2	15	3	600	40			500	150						
26 Vol. Jeremiah	40	8	32	1300	40		5	2	3		4			900	40		500	150						
27 Mcumber George	25	10	33	2300	73		2						9	300			800	160						
28 Wood Samuel J.	34	34	120	3200	100		2	2					2	400			200							
29 Hittle John	25	5	50	1050	30		2							200			250							
30 Graybill John	16		64	1200	75		3	2					3	350	58		300							
31 Morehouse Jas W.	63	20	13	1500	100		4	3	13	20			2	160	39			60						
32 Ringold Albert H.	60	80	20	3000	30		1	1					3	200	100		300	60						
33 Alfred Cornelius	80	10		3500	73		2	1		2			7	400	30		400	90						
34 Morehouse Francis	60	20	20	2500	100		3	1		18			2	600			400							
35 Franklin J. B.			40	600	10				1	1				75	32		130							
36 Byers Henry	25			700	15		2	1						300										
37 Spore Dan W.	20	17	51	1500	15		2	1		1			1	300	34									
38 Fuller Eri C.	30		10	1000	50		3	1		1	7	3	400	35			100							
39 Hall Minerva	40	20	20	2000	100		2	1		2			10	400	40		500	150						
40 Fuller Chester C.	30	20	130	3500	125		2	1	8	7	28	10	800	30			300	150						
				1851	763	462	934	75	35	20	275	12	11	87	13	116	71	380	19	115	116			
																		42	1760	26	12			



State of Missouri, enumerated by me on the 11<sup>th</sup> day of July, 1870.

S. H. H. H. H., Ass't Marshal.

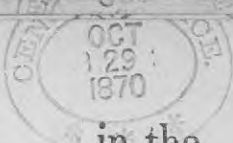
YEAR ENDING JUNE 1, 1870.																									TOTAL VALUE.			
Cotton.	Wool.	Peas and Beans.	POTATOES.		Orchard products.	Wine.	Produce of Market Gardens.	DAIRY PRODUCTS.			SEED.			Hops.	Hemp.	Flax.	Flax-seed.	Silk cocoon.	SUGAR.		BEES.		Forest products.	Value of Home Manufactures.	Value of animals slaughtered or sold for slaughter.	Estimated value of all farm production, including but not including additions to stock.		
			Irish.	Sweet.				Butter.	Cheese.*	Milk sold.	Hay.	Clover.	Grass.						Maple.	Cane.	Molasses.	Wax.					Honey.	Dolls.
Bales (450 lbs.)	Lbs.	Bush.	Bush.	Bush.	Dolls.	Gallons.	Dolls.	Lbs.	Lbs.	Gallons.	Tons.	Bush.	Bush.	Lbs.	Tons.	Lbs.	Bush.	Lbs.	Lbs.	Hhls. (1,000 lbs.)	Gallons.	Lbs.	Lbs.	Dolls.	Dolls.	Dolls.	Dolls.	
25	26	27	28	29	30	31	32	33	34	35	36	37	38	39	40	41	42	43	44	45	46	47	48	49	50	51	52	
	21		30					200			20															60	685	
			100					200			15										50		75			690	1730	
			40					100			10										25					250	750	
	50		100					150			12															280	1185	
			40					100			8															150	510	
			20								5																	540
	40		25					100			6															50	700	
	20		40					50			10															120	440	
	20							50			5															21	121	
			30					100	500		15															350	960	
			30					50			15															100	445	
	20		40					40	200		10															75	595	
			20					100			10															50	300	
			30					100			8															50	310	
			80					100			7															360	960	
	23		20					75			4															42	230	
	20		40					50			20															50	795	
	18		12					100			3															148	418	
	60		40					100			14															120	385	
	30		30					50			10															28	295	
	13		200					363			20															200	1100	
	30		50					40			8														15	100	560	
			20					50			12															30	480	
			150								5															1000	1385	
			150					100			5															30	220	
			25								4															35	185	
			100					15			4															42	300	
			30					100			50															20	380	
			100					25			5															45	380	
			40					50			8															100	460	
			35					50			10															112	395	
			40								5															60	270	
			20								4																25	135
			10								4																10	100
			30					40			4															200	600	
	95		100					200			40															90	985	
457			182					29	70		399															503	19817	

\* This will include only such cheese as is made upon the farm. Milk sent to cheese factories will be regarded as milk sold off the farm.



SCHEDULE 3.—Productions of Agriculture in Union Township in the County of Podawny, in the

Post Office: Marysville



Name of Agent, Owner, or Manager.	ACRES OF LAND.			PRESENT CASH VALUE.		Total amount of wages paid during the year including value of board.	LIVE STOCK, JUNE 1, 1870.								PRODUCE DURING THE YEAR.										
	Improved.	UNIMPROVED.		Of farm.	Of farming implements and machinery.		Horses.	Mules and Asses.	Milk Cows.	Working Oxen.	Other Cattle.	Sheep.	Swine.	Value of all live stock.	WHEAT.		Rye.	Indian Corn.	Oats.	Barley.	Buckwheat.	Rice.	Tobacco.		
		Wood-land.	Other unimproved.												Dolls.	Dolls.								No.	No.
1	2	3	4	5	6	7	8	9	10	11	12	13	14	15	16	17	18	19	20	21	22	23	24		
1 Cox Smith Co	33	13	13	3000	10		2	2				12	300	30			150								
2 Shinerbarger John	15	6	900	120	8		3	2	2	10	11	400	15				100	40							
3 Cox John J	45	40	135	3300	60		3	3	1	21	6	800	70				500	130							
4 Cox John J	40	60	350	6000	75		4	6	15		24	800	90				300	140							
5 Cox Samuel B	30			900	40		4	1	8	6	20	300	30				400	25							
6 Allen William	10		763	950	50		4	1					400												
7 Cox Thompson	30	40	40	3000	130		4	7	14	15	30	1000	61				400	100							
8 East A. H.	160	20	140	9000	500		3	4	4	20	20	400	55				320	100							
9 Vanburon Edward	85	60	22	4000	130		9	3	3		5	700	20			80	1000	350							
10 May Edwin	60	10	60	4000	130		4	3	1		11	700	170				500	200							
11 May Valentine	40	28	40	3200	100		4	1			17	600	43				400								
12 Morehouse Stephen	50	40	270	4300	200		4	2	2		8	10	950	60			13	300	200						
13																									
14																									
15																									
16																									
17																									
18																									
19																									
20																									
21																									
22																									
23																									
24																									
25																									
26																									
27																									
28																									
29																									
30																									
31																									
32																									
33																									
34																									
35																									
36																									
37																									
38																									
39																									
40																									

650319214043070/1193 49 & 40 56 72/667260 664 75 4570/356



State of Missouri, enumerated by me on the 13<sup>th</sup> day of July, 1870.  
*S. C. Mccluskey*, Ass't Marshal.

YEAR ENDING JUNE 1, 1870.																									TOTAL VALUE.				
Cotton. Bales (450 lbs.)	Wool. Lbs.	Figs and Beans. Bush.	POTATOES.		Orchard products. Dolla.	Wine. Gallons.	Produce of Market Gardens. Dolla.	DAIRY PRODUCTS.			Hay. Tons.	SEED.			SUGAR.			BEES.		Forest products. Dolla.	Value of Home Manufactures. Dolla.	Value of animals slaughtered or sold for slaughter. Dolla.	Estimated value of all farm production, including bot- tomens and addi- tions to prop. Dolla.						
			Irish. Bush.	Sweet. Bush.				Butter. Lbs.	Cheese.* Lbs.	Milk sold. Gallons.		Clover. Bush.	Grass. Bush.	Hops. Lbs.	Hemp. Tons.	Flax. Lbs.	Flax-seed. Bush.	Silk cocoons. Lbs.	Maple. Lbs.					Cane. Hhds. (1,000 lbs.)	Molasses. Gallons.	Wax. Lbs.	Honey. Lbs.		
25	26	27	28	29	30	31	32	33	34	35	36	37	38	39	40	41	42	43	44	45	46	47	48	49	50	51	52		
			20					15'		6										30					230	390	1		
	33'		20							5'										23'						25'	160	2	
	50		40					50		8																57	533	3	
	60		10					300		20																200	820	4	
	20		15					50		6																30	395	5	
	<del>11</del>		<del>50</del>																									6	
	147		50					300		40															30	250	910	7	
	60		100					200		10																	100	305	8
	40		50					100		40										20						36	1005	9	
			300					200		10																	50	795	10
			100					50		2																	20	315	11
			130					150		25'																	300	715	12
																													13
																													14
																													15
																													16
																													17
																													18
																													19
																													20
																													21
																													22
																													23
																													24
																													25
																													26
																													27
																													28
																													29
																													30
																													31
																													32
																													33
																													34
																													35
																													36
																													37
																													38
																													39
																													40
402		1055						1415		173										145	50					1318	6322		

Recapitulation

No persons  
owning Live Stock 8

LIVE STOCK, JUNE 1, 1870.							
Horses.	Mules and Asses.	Milk Cows.	Working Oxen.	Other Cattle.	Sheep.	Swine.	Value of all live stock.
No.	No.	No.	No.	No.	No.	No.	Dolla.
8	9	10	11	12	13	14	15

24 1 15 12 10 37 3125

\* This will include only such cheese as is made upon the farm. Milk sent to cheese factories will be regarded as milk sold off the farm.



OCT 29 1870

SCHEDULE 3.—Productions of Agriculture in Washington & Adams, in the County of Adams, in the

Post Office: Lynchburg

No.	Name of Agent, Owner, or Manager.	ACRES OF LAND.			PRESENT CASH VALUE.		Total amount of wages paid during the year including value of board.	LIVE STOCK, JUNE 1, 1870.								PRODUCE DURING THE YEAR.										
		Improved.	UNIMPROVED.		Of farm.	Of farming implements and machinery.		Dolls.	Dolls.	Horses.	Mules and Asses.	Milk Cows.	Working Oxen.	Other Cattle.	Sheep.	Swine.	Value of all live stock.	WHEAT.		Rye.	Indian Corn.	Oats.	Barley.	Buckwheat.	Rice.	Tobacco.
			Wood-land.	Other unimproved.														Spring.	Winter.							
1	2	3	4	5	6	7	8	9	10	11	12	13	14	15	16	17	18	19	20	21	22	23	24			
1	W. H. B.	30				50		2																		
2	W. J. G.	25				65		3	1																	
3	W. J. G.	25	5		1,700	150		2	3																	
4	S. C. W.	30	10		1,000	125		2	3																	
5	M. J. G.	50	100	90	5,000	200		6	1	3		3	15	30	1,500	15	33	19	1,000	37						
6	M. J. G.	7	33		1,000	50		1	1						5	100			130							
7	W. H. B.	25	12	40	1,500	150		2	3						18	510			500							
8	W. J. G.	30	50	80	2,500	100		1	3	2					15	350										
9	W. J. G.	50	40		2,250	100		3	1	4				20	30	600										
10	W. H. B.	14	20	10	1,250	50		2	1					6	13	300										
11	W. H. B.	40			2,000	200		2	4	4				20	1,500				1,000							
12	W. J. G.	40	10		1,200	150		5	1						50			40	150							
13	W. J. G.	40		40	1,600	250		5	2					7	8	600			1,000							
14	W. J. G.	10		30	1,000	700		3	4	2				14	5	600			100							
15	W. J. G.	20		140	2,000	100		3	5					10	6	800			250							
16	W. J. G.	70	30	130	2,000	150		2	5					9	350											
17	W. J. G.	40	57	154	5,140	200		8	3					9	600			600	80							
18	W. J. G.	40	20	40	2,000	150		3	3		10			8	640	10			800							
19	W. J. G.	80	40	80	4,000	200		5	4	9		6	30	3	1,370	32			1,200	350						
20	W. J. G.	80	5		1,700	100		2	1						230											
21	W. J. G.	80	5		1,700	150		3	2					6	470	30			1,000	200						
22	W. J. G.	25	20	70	1,800	100			3	2	8			7	415	22			300							
23	W. J. G.	45	30	47	2,440	150		3	3		3	12	17	545				400	80							
24	W. J. G.	12		62	1,200			1	3		4				270											
25	W. J. G.	32	80	8	2,400	150	60	4	4		2	12	10	672				250								
26	W. J. G.	40	12	23	2,500	150		2	2		1	6	9	380				80	400	80						
27	W. J. G.	75	120	70	5,000	150		6	6			40	15	870	25			600	80							
28	W. J. G.	40	60	60	2,500	150		2	6		14	17	22	880	25			25	200	25						
29	W. J. G.	75		20	1,200	110		2	2					12	200											
30	W. J. G.	55	15	200	2,280	100			2						350											
31	W. J. G.	25	15	80	2,400	150		2	2		4	20	12	490												
32	W. J. G.	100	40	260	6,000	200		4	2		1	8	28	600												
33	W. J. G.	50	50	151	4,500	200	50	1	4	5		11		11	2,070				500	400						
34	W. J. G.	100	25	70	4,000	250		3	1		3	20	30	700	90				1,500	600						
35	W. J. G.	30	50	120	4,000	150		3	3	4		8		10	970	10			400	200						
36	W. J. G.	60	40	100	4,000	200		6	2	12		6	20	15	1,480	50			900	40						
37	W. J. G.	30	15	80	1,400	200		2	4		3			6	470											
38	W. J. G.	160	80	80	6,400	200	40	6	4	8		10	12	10	1,720	27			1,000	70						
39	W. J. G.	30	5	60	1,500	50			2					3	150											
40	W. J. G.	30	57	50	1,500	140			2	3				1	300											

1749 1095 2482 96785 5550 150 109 35 132 8 225 343 446 21089 29 33 164 13580 2262

\* No. of acres to be occupied







OFFICE  
JULY 29 1870

SCHEDULE 3.—Productions of Agriculture in Washington Township, in the County of Podunsky, in the

Post Office: Lynchburg

Name of Agent, Owner, or Manager.	ACRES OF LAND.			PRESENT CASH VALUE.		Total amount of wages paid during the year, including value of board.	LIVE STOCK, JUNE 1, 1870.								PRODUCE DURING THE YEAR.									
	Improved.	UNIMPROVED.		Of farm.	Of farming implements and machinery.		Horses.	Mules and Asses.	Milch Cows.	Working Oxen.	Other Cattle.	Sheep.	Swine.	Value of all live stock.	WHEAT.		Rye.	Indian Corn.	Oats.	Barley.	Buckwheat.	Eggs.	Tobacco.	
		No.	Woodland.												Other unimproved.	Dolls.								Dolls.
1	2	3	4	5	6	7	8	9	10	11	12	13	14	15	16	17	18	19	20	21	22	23	24	
1. <u>Reneb, Mark</u>	x	20	20		600	50			1					3	60									
2. <u>Anderson, Widdow</u>		30	30		2,000	150		5	4		3	19	10	720			300							
3. <u>Miller, John W.</u>		30	30		2,000	150		5	2					17	560			300						
4. <u>Hainey, Rachel</u>		40	60		2,500	700		5	1		7			7	700			800	250					
5. <u>Lamaster, Jas</u>		40	60		2,500	180		3	5	3	1			5	950			800	200					
6. <u>Boyer, Geo.</u>		15	15	10	800	90		2		1	1	11		7	410			100						
7. <u>Billings, Geo.</u>	+	35	35		1,400	50		1		3				8	450									
8. <u>McMackin, Rufus</u>		40	35	20	2,000	150		3		3	1	18	35	550	60			500	200					
9. <u>Shorran, W. H.</u>		40			R	150		3		2		10	17	370	50		88	500	120					
10. <u>Kelly, John</u>		80		100	3,000	250	200	4		5	2	6	90	1,750	150			2,000	350					
11. <u>Mackley, Morrison</u>		60			R	150	70	5			6			4	750	51		13	250	60				
12. <u>Adams, Jas. Co.</u>		120	20	40	3,000	175		5		5				7	700	50		1,000	100					
13. <u>Dunbar, Geo.</u>		30	5	45	800	75		2		2				7	310	22		22	200					
14. <u>Walker, Geo.</u>	+	40	30	40	2,000			5		5				4	500									
15. <u>Reverend, Dent</u>	x	15	5	25	900	110		3		2				3	350									
16. <u>Wood, Ira M.</u>	x	20			R	50		3							300									
17. <u>Stevenson, John H.</u>		80	30	60	2,400	90		2		2				10	310	75		600	150					
18. <u>Simon, Young S.</u>	x	20	10	100	1,350	75		2		1					220									
19. <u>Simon, Henry</u>	x	35	10	70	1,800	75		2		1				10	310									
20. <u>Loughlin, Alice</u>	x	10	10	120	2,100	75		3		3				5	500									
21. <u>Lidmore, James</u>		160	45		5,000	300		9		8	14	23	54	1,760			2,000	150						
22. <u>Conor, John</u>	+	30			R	50		2		2				12	370									
23. <u>Conor, Jas. Sr.</u>	+	30			R	100		1		3				16	440									
24. <u>Newton, W. M.</u>		20			800	100		4		2				13	560			500						
25. <u>Hill, W. M.</u>		30			R	60		3		3		30	13	490			800							
26. <u>Woodley, Joseph</u>		50	20		2,000	150		6		3		4	2	9	840			40	400					
27. <u>Anderson, Jacob</u>		60	40	20	3,000	600		2		5				50	550			1,000						
28. <u>Whitford, W. M.</u>		120	70	10	5,000	150	200	5		6	10			45	1,100	20		2,500	200					
29. <u>Warrock, W. M.</u>		50	45	25	3,000	140	50	3		6		4	22	14	660			400	150					
30. <u>Bieten, Lewis</u>	+	32			R	200		4		2				2	480									
31. <u>McManahan, A. S.</u>		80	12		2,500	150		3		7		4	20	12	700			400	200					
32. <u>McManahan, A. M.</u>		40	60		2,500	150		3		4				20	600	30		800	150					
33. <u>Gentry, Adam</u>		80	40		2,400	100		4		2				3	500			300	100					
34. <u>Gentry, Geo.</u>	+	30			R			2		1		20	10	300										
35. <u>McManahan, David</u>		40	5	40	1,700	100		4		6				16	700	70		500	250					
36. <u>Blay, Jas. M.</u>	+	40			R	90		2		2				10	310									
37. <u>Miller, Rufus</u>		60	4	20	2,500	100		5		5				30	850	27		400	200					
38. <u>Weatherman, Fred.</u>		62	10		3,000	150		2		5				34	870	88		1,000	500					
39. <u>Brittain, Wiley J.</u>		60	50		2,800	150		4		5				25	750	13		500	170					
40. <u>Brittain, Geo. W.</u>	x	40			1,100	60		2						9	440									

19,114 793 510 71320 1495 525 135 7 126 117 208 650 245 716 113 1887 3525

\* new farm + new occupant















29  
1870

SCHEDULE 3.—Productions of Agriculture in Ward Wood Township, in the County of Stodaway, in the Post Office: Lynchburg

Name of Agent, Owner, or Manager.	ACRES OF LAND.			PRESENT CASH VALUE.		Total amount of wages paid during the year, including value of board.	LIVE STOCK, JUNE 1, 1870.								PRODUCE DURING THE YEAR.										
	Improved.	UNIMPROVED.		Of farm.	Of farming implements and machinery.		Horses.	Males and Asses.	Milk Cows.	Working Oxen.	Other Cattle.	Sheep.	Swine.	Value of all live stock.	WHEAT.		Rye.	Indian Corn.	Oats.	Barley.	Buckwheat.	Rice.	Tobacco.		
		Wood-land.	Other unimproved.												Dolls.	Dolls.								No.	No.
No.	No.	No.	Dolls.	Dolls.	Dolls.	No.	No.	No.	No.	No.	No.	No.	Dolls.	16	17	18	19	20	21	22	23	24			
1 Jones Joseph	45			100			2	1				10	300	20			600	20							
2 Bonbright R. J.	130	200	20	12000	250	150	5	14	4	20	10	40	2900	15			2000	400							
3 Parker W. M.	40	40	16	2500	100			2	1	3		17	400	10			2000	250							
4 Jones Alfred	150	100	150	12000	750	300	10		6	25		20	2000				2500	300							
5 Huggins C. W.	40	Y		1300	100				2	2			4	300											
6 Henderson M.	70	30		3000	100		4		1	6		40	600				2000	200							
7 Glasgow Frank P.	80	130		8000	200	200	4	6	5	20		15	1550				2400	200							
8 McLean Geo. H.	40	30		2100	130		8	4	4	5	45	20	1170				800								
9 Collins Peter	40	40	20	4000	150		2		1			15	14	350			600								
10 Beatty John	x		80	800	150		3		3	7		10	450												
11 Shepherd W. M.	25			R 50			1					8	180				600								
12 Meizinger Allan	40	22		2000	120		2		2			2	200												
13 Curtis Noah	x		40	300	100		2		1	1		4	200												
14 Smith G. H.	160	70	530	16000	300	500	4	5	8	4	8	25	1800				3000	800							
15 Sidwiler P. C.	60	40	60	4300	150		3		3	2		3	550				1000	200							
16 Kirk William	x	15	100	2000	150		5		6			15	800												
17 Parish Lewis S.	x	20	6	1200	50		1		1			1	150												
18 Parish Joseph	x	15		R 50			2		1				250												
19 Smithy J. D.	300	137	320	15000	500	500	8	4	3	27	362	72	2730				1000	210							
20 Newman Ind.	x	10	150	2000	100		2		1				230												
21 Smith J. A.	40	120	80	6000	150		4		1			15	10	550			400								
22 Tegan Saml. C.	x	4	6	400	100		6		1	1			650												
23 Overmeyer David	30	60	100	7000	150		3		4			8	700				1000	150							
24 Sudder C. G.	x	40	15	2375	150				2	2	1		480												
25 Swearingen Henry	30	30	70	3500	140		6		4	2		25	910				250	150							
26 Jones Geo. A.	50	70		3000	180		2		1			16	320				1000	100							
27 Pressford J. D.	40	30		2000	180		4		4	50		14	1650												
28 Jones W. M.	150	100	230	12500	200	250	15		6	10		75	2420	80			1200	250							
29 Parker W. M.	x		150	4200	140		2		2				260												
30 Shindanger W. B.	45	70	50	2400	140		4		3			23	12	615			300								
31 Rice Harrison	25			R			7		2	3		20	900				300	100							
32 Rice James	x	5	10	800	135		2		2			10	335												
33 Deunay S. L.	75	60	60	5000	200	150	3	1	4			30	800				400	50							
34 Brown M.	90	120	40	6450	350	100	6	6	10	35	28	50	2480	10			2500	150							
35 Ray Geo. H.	80	110		4905	150		3		3			16	19	600	10		400	60							
36 McKean M. H.	100	15	210	8125	200	100	9		4	20	30	20	1900				1500	150							
37 Smith John	50	5		1500	150		2		2				240				1200	200							
38 Davis Lewis	70	40		3000	150		3		2	2		20	1150	15			1200	150							
39 Landecker M.	50	30	50	2500	130		3		2	1		14	40	740	40		450								
40 Kennedy Saml.	x	15	80	800	130		2		1			8	370												

2344 1748 2870 162575 6075 2250 154 49 116 4 27 566 846 36290 202 30550 4385

\*distress + town account



State of Missouri, enumerated by me on the 21st day of August, 1870.

Henry Miller, Ass't Marshal.

YEAR ENDING JUNE 1, 1870.

Cotton.	Wool.	Fats and Beans.	POTATOES.		Orchard products.	Wine.	Produce of Market Gardens.	DAIRY PRODUCTS.			SEED.			SUGAR.			BEES.		Forest products.	Value of Home Manufactures.	Value of animals slaughtered or sold for slaughter.	TOTAL VALUE.							
			Bales (450 lbs.)	Lbs.				Bush.	Bush.	Bush.	Dolls.	Dolls.	Lbs.	Lbs.	Gallons.	Tons.	Bush.	Bush.					Lbs.	Tons.	Lbs.	Bush.	Lbs.	Hds. (1,000 lbs.)	Gallons.
25	26	27	28	29	30	31	32	33	34	35	36	37	38	39	40	41	42	43	44	45	46	47	48	49	50	51	52		
			25					75			5										20					130	450		
	40		50					150			30										80	15				1200	1500		
			200		10			100			20												30				400	1250	
			50		45			200			30										160	150					1000	1600	
								50			3																100	1100	
								250			15																500	1500	
	100		30					200			6										20						500	500	
	40		40					100			5										80						100	400	
			20																									300	
			200					350			6																350	1500	
			40					100			5																200	750	
	500		50					250			130																2740	1200	
	35																											214	
			35					100			5																	610	
			12					150			8																150	300	
								75			6										28		300				175	700	
			60					250			15																500	800	
	50		150					75			15										65		250				300	850	
			10					100			5										3						150	250	
			15					100			4																150	350	
	200		100		200			500			40															400	450	3500	
	50		15		20			150			8																375	800	
	100		50					300			30															80	900	1000	
			30					100			4																	500	750
			30		15			150			5										20						850	1000	
	17		15					150			8										16		70				300	300	

1130 1214 300 445 408 496 1300 1090 22474

\* This will include only such cheese as is made upon the farm. Milk sent to cheese factories will be regarded as milk sold off the farm.











125  
1870

SCHEDULE 3.—Productions of Agriculture in Madison Township, in the County of Madison, in the

Post Office: Lynchburg

Name of Agent, Owner, or Manager.	ACRES OF LAND.			PRESENT CASH VALUE.		Total amount of wages paid during the year including value of board.	LIVE STOCK, JUNE 1, 1870.								PRODUCE DURING THE YEAR.									
	Improved.	UNIMPROVED.		Of farm.	Of farming implements and machinery.		Horses.	Mules and Asses.	Milch Cows.	Working Oxen.	Other Cattle.	Sheep.	Swine.	Value of all live stock.	WHEAT.		Rye.	Indian Corn.	Oats.	Barley.	Buckwheat.	Rice.	Tobacco.	
		Wood-land.	Other unimproved.												Dolls.	Dolls.								No.
1	2	3	4	5	6	7	8	9	10	11	12	13	14	15	16	17	18	19	20	21	22	23	24	
1 McArthur, J. & Co. +	30				75		3		4					7	500									
2 Porter, W. R.	90	15	15		3,000	200	2	2	10		11	25	20	1,000	40			500	100					
3 Powell, Valentine	45	60			2,125	150	4		2					25	600	13		700	120					
4 Rowland, Jacob	100	70	60		6,900	200	60	3	3		9			60	2,070	103		2,000	217					
5 Sams, Lewis	40	10	60		3,000	100	2		1					3	260									
6 Teller, Henry	80	25	175		7,000	170	2		3		8	30	45	730										
7 Tullin, Samuel	50	70	10		3,900	105	4		2		1	10	16	620										
8 Turner, Chas. W.			20		600	140	2		1					16	390									
9 Swallow, S. H.	80	40	60		5,000	180	2		3					12	420	143		800	60	219				
10 Woodward, Mason	200	130			9,600	250	250	7	8		80	100	5	3,190				4,000	500					
11 Sander, William +	75	115			6,000	180	6		4		130			20	3,470									
12 Hafflin, Brod.	120	100	70		R	200	5	1	4		13			25	1,280	80		1,000	300					
13 Sharp, Wm	30					140	1	6	1		2	3	17	900				300	100					
14 Sharp, Isaac	40	5	30		2,400	135		2	4		110	18		590	60			1,500	60					
15 Sams, Nelson	100	100	100		9,000	200	4		13		30			20	1,590									
16 Brown, Jas. H.					R	100	2		2		1			6	300									
17 Clayton, Jas. T. G.	20		60		2,000	100	3		1						330									
18 Clayton, Asa K.	40		120		4,000	120	3		3						390									
19 Davis, Edmund	20	15	60		2,300	130	2		2						330									
20 Bridgford, Henry	20		140		2,400	125	5				8	20			1,680									
21 Crisp, George	40		40		2,400	100	3		1						330									
22 Brown, Jas. H.	80				2,400	120		3	1					3	260	10		400	100					
23 Baker, Wm	100	100			6,000	200	6		3		3			11	850			400	95					
24 Baker, Redmond					R	100	2		2		1			20	380			800	190					
25 Kellogg, Field	60	5	20		2,500	100	4		2		4			10	700									
26 Hill, Sampson +	100	10	20		4,000	100	5		4		5	6	10	830										
27 South, Wm	60	100	200		9,000	160	8		8		20			40	2,840			200						
28 Williams, Wm	90	20	70		5,400	150	2	2	3		2			10	650			800	40					
29 Baker, Winfield	200	200	40		12,000				1		1			8	130			3,000	300					
30 Adams, Chris +					R	140	2		1		1	8	3	280										
31 Baker, Chris +						100	6		2		3			35	920									
32 Baker, Chas +						125	4		3		3			10	650									
33 Baker, Nathan +						130	6		3					10	800									
34 ... +			80		1,200	150	2		3		3	6	25	510										
35 ... +	300	260	160		18,000	200	7	1	5		24			18	1,830	140		6,000	500					
36 ... +					R	100			2	2				14	360									
37 ... +						110	3		1		2			3	390									
38 ... +	80	60	200		10,200	150	6		5		6			30	4,070	70		3,000	200					
39 ... +	40				R	140	2		1					20	430									
40 ... +						140	4								500									

2340 1500 1855 144325 5410 310 134 18 124 8 404 298 661 23385 689 25700 2882 219

\* new farm + new occupants







SCHEDULE 3.—Productions of Agriculture in White Plains, New York, in the County of Westchester, in the

Post Office: Synchonaugh

123  
1870

Name of Agent, Owner, or Manager.	ACRES OF LAND.			PRESENT CASH VALUE.		Total amount of wages and board including value of board.	LIVE STOCK, JUNE 1, 1870.								PRODUCE DURING THE YEAR.								
	Improved.	UNIMPROVED.		Of farm.	Of farming implements and machinery.		Horses.	Mules and Asses.	Milch Cows.	Working Oxen.	Other Cattle.	Sheep.	Swine.	Value of all live stock.	WHEAT.		Eye.	Indian Corn.	Oats.	Barley.	Buckwheat.	Rice.	Tobacco.
		No.	Woodland.												Other unimproved.	Dolls.							
No.	No.	No.	Dolls.	Dolls.	Dolls.	No.	No.	No.	No.	No.	No.	No.	Dolls.	Bush.	Bush.	Bush.	Bush.	Bush.	Bush.	Bush.	Lbs.	Lbs.	
1	2	3	4	5	6	7	8	9	10	11	12	13	14	15	16	17	18	19	20	21	22	23	24
1 <u>Fanning, John</u>				R	130		2	2				15	370										
2 <u>Brook, Benj.</u>	50	40	70		200		4	2	6		2	2	1000				1500						
3 <u>Brook, Joseph S.</u>					200		2		1			15	350										
4 <u>Chadman, Wm.</u>				R	140		4		2			4	530										
5 <u>Geo. John W.</u>	40	40			2400	140	3		2		1	5	800	10			600	100					
6 <u>Harvey, Geo.</u>					140	120	3		2			24	530										
7 <u>Handley, Geo. W.</u>	80	10			3000	180	3	40	2		12	25	27	1310				1600	150				
8 <u>Hibon, Isaac S.</u>	100	35	15		6000	160	4	1	2		25	15	12	1200				850	300				
9 <u>Huffman, George</u>	30	32	90		4500	100	4		4		10	21	870										
10 <u>Lanning, Wm. W.</u>	140	90	30		9000	200	8	8	8		6	25	2200				4500						
11 <u>Thackeray, Wm.</u>	130	80	40		7200	130	2		2		4	20	30	870				4000	400				
12 <u>Wiggin, J. D.</u>	100	60			5000	100	5	2	4		7	40	1200				1500	300					
13 <u>Winn, George</u>	115	45			4800	120	4		2		1	75	830										
14 <u>Winn, Wm.</u>				R	150		9		10			12	17	1540				1200	60				
15 <u>Woodard, Henry</u>					120	1800	100	2					200										
16 <u>Witchell, John</u>	40	20	20		2000	100	4		1			1	450				500	20					
17 <u>Yedler, James</u>	65	30	27		3000	140	5		2		1	25	1170				600						
18 <u>Winn, Wm. W.</u>	150	150	200		15000	200	8	1	6		25	40	42	2500				50	1500	100			
19 <u>Winn, Wm.</u>	125	35			2000	200	12	1	2		2	27	70	1930	30			2000					
20 <u>Wynn, B. S.</u>	50	60	210		3200	140	3		4			12	660										
21 <u>Winn, Jas. B.</u>	35	10	15		2500	130	4		3		3	10	12	560	40			500	140				
22 <u>Winn, Wm.</u>	15	5			800	130	5		3		2	14	720					150	150				
23 <u>Winn, John R.</u>	65	35	34		4000	140	2		4		3	40	660	30				1000	120	150			
24 <u>Winn, John</u>	254	60			9000	200	6		4		15	70	52	1520	200			2000	300				
25																							
26																							
27																							
28																							
29																							
30																							
31																							
32																							
33																							
34																							
35																							
36																							
37																							
38																							
39																							
40																							

1572 189 1061 96420 3485 200 112 20 94 148 225 715 2445 402 50 1825 2100 150

\* New farm + crop returned by renter



