

SCHEDULE 3.—Productions of Agriculture in Benton Township, in the County of Osage

Post Office: Sumnerwood



Name of Agent, Owner, or Manager.	ACRES OF LAND.			PRESENT CASH VALUE.			LIVE STOCK, JUNE 1, 1870.								PRODUCE DURING THE YEAR.									
	Improved.	UNIMPROVED.		Of farm.	Of farming implements and machinery.	Total amount of wages paid during the year, including value of board.	Horses.	Mules and Asses.	Milk Cows.	Working Oxen.	Other Cattle.	Sheep.	Swine.	Value of ALL live stock.	WHEAT.		Rye.	Indian Corn.	Oats.	Barley.	Buckwheat.	Rice.	Tobacco.	
		No.	Wood-land.												Other unimproved.	Dolls.								Dolls.
1	2	3	4	5	6	7	8	9	10	11	12	13	14	15	16	17	18	19	20	21	22	23	24	
Hane Bridget	30	-	50	1600	15	-	-	2	2	-	2	5	5	230	-	80	-	320	-	45	-	-	-	-
Kline George	50	8	222	2000	60	20	5	1	3	-	10	11	7	250	-	150	6	310	250	-	-	-	-	1200
White John C.	17	-	74	1000	100	150	-	2	1	-	1	-	8	2150	-	-	-	100	40	-	-	-	-	-
Moore Patrick	25	-	55	800	25	-	2	-	2	-	-	7	10	232	-	90	-	200	30	-	-	-	-	600
Reynolds Andrew B.	34	-	40	400	10	-	3	1	1	-	1	-	2	325	-	60	-	210	-	-	-	-	-	-
Farris Samuel	30	-	180	1700	60	-	3	-	4	-	4	22	12	268	-	180	-	200	30	-	-	-	-	800
Allen John H.	12	-	608	600	50	-	2	2	1	1	1	12	232	267	43	-	300	80	-	-	-	-	-	-
Allen Edija D.	15	-	25	400	10	-	-	-	2	-	-	17	8	77	-	90	-	-	80	-	-	-	-	-
Farris James	25	-	80	1000	25	-	2	2	1	-	-	2	8	292	-	80	-	200	-	-	-	-	-	-
Bouch John	40	-	56	400	50	-	4	-	2	-	4	9	30	349	-	125	-	200	180	-	-	-	-	1000
Howard Nathan	24	-	96	600	10	-	1	-	1	-	-	9	8	128	-	-	-	120	40	-	-	-	-	800
Robinson Rosa A.	50	-	110	1600	25	-	2	-	3	2	3	10	11	240	-	125	-	240	-	-	-	-	-	-
David Maurice	20	-	270	1000	30	-	1	2	1	-	2	12	5	167	-	70	-	75	30	-	-	-	-	-
David Felicita	12	-	228	1000	10	-	2	-	2	-	5	6	5	180	-	30	-	150	-	-	-	-	-	-
Radamacher Asten	25	-	55	400	10	-	2	1	1	-	2	6	6	280	-	65	-	200	35	-	-	-	-	-
Keibing Isaac	20	-	150	1500	25	-	3	-	3	-	3	5	-	245	-	80	-	700	80	-	-	-	-	-
Laughlin Julius C.	50	18	92	3000	115	80	4	1	4	-	3	11	13	480	-	400	-	425	40	-	-	-	-	-
Lowell Adolph	35	-	105	2000	50	-	-	2	1	-	1	-	8	350	-	125	-	150	40	-	-	-	-	-
Brown Turner	50	-	278	800	10	-	1	1	1	-	1	-	2	140	-	60	-	80	-	-	-	-	-	-
Gottel Thomas	25	-	135	800	10	-	1	-	2	2	2	-	2	190	-	50	-	30	10	-	-	-	-	-
Gottel John J.	35	-	45	850	15	-	2	-	2	2	2	-	3	225	-	200	-	150	15	5	-	-	-	-
Constant Anne	42	-	130	1200	30	-	4	-	4	2	5	-	15	390	-	150	-	400	200	-	-	-	-	-
Constant August	18	-	22	200	5	-	1	-	-	-	-	-	4	120	-	35	-	80	-	-	-	-	-	-
Ferguson David P.	50	-	227	4000	90	70	4	-	3	4	6	14	15	520	-	300	-	200	-	90	-	-	-	-
Schlapp William	40	-	120	2000	75	-	1	2	2	-	2	1	10	345	-	250	-	150	50	-	-	-	-	-
Schriener Joseph	40	-	550	600	50	15	1	-	2	2	4	-	20	350	-	60	-	25	40	-	-	-	-	-
Hoops Joseph F.	50	-	110	2000	25	120	2	-	4	-	5	10	12	270	-	150	-	100	80	-	-	-	-	-
Smith William	25	-	115	800	25	-	1	-	-	4	-	8	10	160	-	90	-	-	-	-	-	-	-	500
Hubert Randolph	25	5	480	2500	75	25	4	-	4	-	5	15	28	420	-	115	-	300	100	-	-	-	-	-
Lugan John M.	10	-	140	800	75	-	3	-	4	-	4	6	6	291	-	-	-	150	-	-	-	-	-	1500
Pennine Emily	40	-	107	2500	125	25	2	-	4	-	3	7	10	267	-	20	-	200	60	110	-	-	-	-
Price Mark W.	40	-	240	3000	25	20	2	-	4	-	1	-	18	275	-	-	-	300	-	-	-	-	-	-
Phill Katharine	50	-	20	8000	150	-	3	-	2	-	-	-	20	230	-	200	-	210	100	-	-	-	-	-
Perkins George	12	-	28	500	100	-	1	-	1	-	-	-	-	80	-	-	-	500	-	-	-	-	-	-
Langsdorfer Cecelia	30	-	100	2000	80	10	2	-	2	-	4	8	15	220	-	700	-	300	100	20	-	-	-	-
Moore Nancy S.	40	-	63	1000	20	20	3	-	3	-	2	8	10	268	-	-	-	800	40	26	-	-	-	-
Alexander Alfred J.	6	-	-	300	5	-	-	-	1	-	1	-	1	40	-	-	-	150	-	-	-	-	-	-
Strackford James H.	50	-	50	1000	20	10	-	-	4	2	-	8	20	210	-	150	-	225	-	-	-	-	-	-
Weismiller John	25	-	135	800	15	-	2	-	2	-	3	10	15	260	-	160	-	300	20	30	-	-	-	-

4971 50650 1755 565 74 19 86 20 92 245 382 11285
 3966 6 7900 1770 326 6400
 1197

State of Missouri, enumerated by me on the 27th day of June, 1870.

Jonadair Kidd, Ass't Marshal.

YEAR ENDING JUNE 1, 1870.

Cotton.	Wool.	Peas and Beans.	POTATOES.		Orchard products.	Wine.	Produce of Market Gardens.	DAIRY PRODUCTS.			SEED.			SUGAR.			BEES.		Forest products.	Value of Home Manufactures.	Value of animals slaughtered or sold for slaughter.	TOTAL VALUE.					
			Lbs.	Bush.				Butter.	Cheese.*	Milk sold.	Hay.	Clover.	Cress.	Hops.	Hemp.	Flax.	Flax-seed.	Silk cocoons.					Maple.	Cane.	Molasses.	Wax.	Honey.
Bales (450 lbs.)	Lbs.	Bush.	Bush.	Bush.	Dolls.	Gallons.	Dolls.	Lbs.	Lbs.	Gallons.	Tons.	Bush.	Bush.	Lbs.	Tons.	Lbs.	Bush.	Lbs.	Hds. (1,000 lbs.)	Gallons.	Lbs.	Lbs.	Dolls.	Dolls.	Dolls.	Dolls.	
25	26	27	28	29	30	31	32	33	34	35	36	37	38	39	40	41	42	43	44	45	46	47	48	49	50	51	52
1	10	1	25	-	-	-	-	50	-	-	-	-	-	-	-	-	-	-	-	-	-	-	-	-	15	60	441
2	20	2	10	-	50	-	-	50	-	-	-	-	-	-	-	-	-	-	-	-	-	-	-	-	50	110	595
3	-	3	12	-	-	-	-	25	-	-	2	-	-	-	-	-	-	-	-	-	-	-	-	-	-	50	145
4	14	1	30	-	-	-	-	50	-	-	2	-	-	-	-	-	-	-	-	-	-	-	-	-	30	85	423
5	-	1	15	-	-	-	-	25	-	-	-	-	-	-	-	-	-	-	-	-	-	-	-	-	-	-	168
6	44	2	20	-	-	-	-	100	-	-	-	-	-	-	-	-	-	-	-	-	-	20	-	30	105	575	
7	20	4	20	-	-	-	-	50	-	-	2	-	-	-	-	-	-	-	-	-	-	-	-	-	50	75	252
8	5	-	10	-	-	-	-	50	-	-	-	-	-	-	-	-	-	-	-	-	-	-	-	-	100	50	242
9	5	-	17	-	-	-	-	50	-	-	-	-	-	-	-	-	-	-	-	-	-	-	-	-	90	271	
10	10	-	15	-	-	-	-	50	-	-	-	-	-	-	-	-	-	-	-	-	40	-	-	25	214	629	
11	26	-	10	-	-	-	-	25	-	-	-	-	-	-	-	-	-	-	-	-	-	-	-	-	-	-	190
12	32	-	10	4	125	-	-	25	-	-	-	-	-	-	-	-	-	-	-	10	-	-	-	150	14	684	
13	24	-	20	-	-	-	-	25	-	-	2	-	-	-	-	-	-	-	-	20	-	-	-	40	35	238	
14	12	-	12	-	-	-	-	25	-	-	-	-	-	-	-	-	-	-	-	-	-	-	-	-	40	265	
15	14	-	40	-	10	-	-	25	-	-	-	-	-	-	-	-	-	-	-	-	-	-	-	17	80	321	
16	12	-	50	-	-	-	-	25	-	-	-	-	-	-	-	-	-	-	-	-	-	-	-	30	-	295	
17	22	2	10	-	30	-	-	50	-	-	2	-	-	-	-	-	-	-	-	-	-	-	-	-	45	501	622
18	-	2	25	-	-	-	-	25	-	-	2	-	-	-	-	-	-	-	-	-	-	-	-	-	90	322	
19	-	-	15	-	10	-	-	25	-	-	-	-	-	-	-	-	-	-	-	-	-	-	-	-	80	260	
20	-	-	10	-	5	-	-	25	-	-	-	-	-	-	-	-	-	-	-	-	-	-	-	-	70	155	
21	5	-	6	-	-	-	-	50	-	-	-	-	-	-	-	-	-	-	-	-	-	-	-	-	60	380	
22	-	-	10	-	40	-	-	25	-	-	5	-	-	-	-	-	-	-	-	-	-	-	-	-	120	510	
23	-	-	6	-	-	-	-	-	-	-	-	-	-	-	-	-	-	-	-	-	-	-	-	-	20	98	
24	28	-	10	-	-	-	-	25	-	-	2	-	-	-	-	-	-	-	-	-	-	-	-	-	25	175	680
25	-	-	15	-	120	-	-	50	-	-	-	-	-	-	-	-	-	-	-	-	-	-	-	-	100	480	
26	-	-	60	-	10	15	-	50	-	-	-	-	-	-	-	-	-	-	-	-	-	-	-	80	-	225	
27	30	1	50	-	2	5	-	110	-	-	-	-	-	-	-	-	-	-	-	-	-	-	-	-	90	376	
28	14	-	10	-	-	-	-	-	-	-	-	-	-	-	-	-	-	-	-	10	-	-	-	25	70	245	
29	30	1	20	-	5	-	-	25	-	-	4	-	-	-	-	-	-	-	-	-	-	-	-	-	220	600	
30	-	-	-	-	-	-	-	-	-	-	-	-	-	-	-	-	-	-	-	-	-	-	-	-	-	-	225
31	29	-	60	4	50	-	-	25	-	-	-	-	-	-	-	-	-	-	-	20	-	-	-	40	3	956	
32	-	1	50	-	-	-	-	50	-	-	-	-	-	-	-	-	-	-	-	50	-	-	-	-	60	186	
33	-	2	20	3	5	-	-	50	-	-	2	-	-	-	-	-	-	-	-	-	-	-	-	-	247	550	
34	-	1	20	-	-	-	-	25	-	-	-	-	-	-	-	-	-	-	-	-	-	-	-	-	195	361	
35	20	2	30	-	15	-	-	50	-	-	-	-	-	-	-	-	-	-	-	-	-	-	-	30	60	370	
36	20	1	-	-	70	-	-	25	-	-	-	-	-	-	-	-	-	-	-	-	-	-	-	-	220	270	
37	-	1	30	-	30	-	-	25	-	-	-	-	-	-	-	-	-	-	-	-	-	-	-	-	-	-	120
38	40	2	-	-	20	-	-	50	-	-	-	-	-	-	-	-	-	-	-	-	-	-	10	50	100	462	
39	20	2	40	-	10	-	-	50	-	-	-	-	-	-	-	-	-	-	-	20	-	-	-	-	90	470	
40	561	32	813	110	604	20	-	1710	-	-	23	-	-	-	-	-	-	-	-	182	-	-	30	817	3965	15276	

* This will include only such cheese as is made upon the farm. Milk sent to cheese factories will be regarded as milk sold off the farm.

SCHEDULE 3.—Productions of Agriculture in Benton Jefferson Township, in the County of Clay, in the

Post Office: Linnwood Mo.



Name of Agent, Owner, or Manager.	ACRES OF LAND.			PRESENT CASH VALUE.		Total amount of wages paid during the year, including value of board.	LIVE STOCK, JUNE 1, 1870.										PRODUCE DURING THE YEAR.						
	Improved.	UNIMPROVED.		Of farm.	Of farming implements and machinery.		Horses.	Mules and Asses.	Milk Cows.	Working Oxen.	Other Cattle.	Sheep.	Swine.	Value of ALL live stock.	WHEAT.		Rye.	Indian Corn.	Oats.	Barley.	Buckwheat.	Rice.	Tobacco.
		Wood-land.	Other unimproved.												Dolls.	Dolls.							
1	2	3	4	5	6	7	8	9	10	11	12	13	14	15	16	17	18	19	20	21	22	23	24
Jordan Patrick	90	-	140	1000	50	60	1	-	4	2	11	-	17	375	-	-	-	200	-	-	-	-	-
Glavin Owen	30	-	150	2000	30	125	2	-	6	-	5	19	10	975	-	35	-	250	-	-	-	-	-
Glavin Dennis	24	-	106	2000	10	150	3	-	4	-	3	2	2	292	-	80	-	300	10	-	-	-	-
White Lawson	19	-	61	600	75	25	4	-	2	-	3	9	7	255	-	55	-	350	-	-	-	-	-
Prininger Amelia	15	-	65	700	10	-	1	-	1	-	-	-	2	75	-	100	-	75	-	-	-	-	-
Besne William	45	-	115	1000	40	-	-	2	1	-	1	-	2	190	-	210	-	30	15	35	-	-	-
Stekhouse Nathan W.	41	-	80	1000	30	-	6	-	4	-	3	-	18	550	-	15	-	300	-	-	2	-	-
Proske Lewis T.	20	-	60	800	25	-	1	-	2	-	3	-	1	175	-	35	-	100	5	-	-	-	-
Johnson Benjamin	35	-	85	1000	30	20	3	-	3	2	2	-	10	520	-	150	-	350	115	-	-	-	-
Wilhoit Stephen	15	-	65	800	10	-	-	-	2	2	-	-	3	105	-	50	-	125	-	-	-	-	-
Meredy Albert	35	-	115	3000	10	25	2	-	7	2	10	20	10	450	-	90	-	800	40	-	-	-	-
Knack James	100	-	-	200	5	-	3	-	2	-	3	-	10	250	-	50	-	130	-	-	-	-	-
Glenis Francis	12	-	88	1000	30	-	-	-	2	20	-	-	3	106	-	-	-	210	-	-	-	-	-
Blackburn Peter	9	-	36	2400	10	-	2	-	2	2	4	-	15	230	-	-	-	300	30	-	-	-	-
Knekelbee Isaac	15	-	35	150	50	-	2	-	2	6	1	-	-	150	-	-	-	250	-	-	-	-	-
Hull Benjamin	55	-	85	8000	100	-	5	-	6	-	6	-	20	540	-	64	-	1050	60	-	-	-	-
Hull John W.	60	-	224	1000	100	100	7	-	8	-	12	25	100	1105	-	210	-	1200	20	-	-	-	-
Geising William	40	-	60	3000	125	75	4	-	3	-	2	-	43	380	-	125	-	1500	-	-	-	-	300
Geising John	20	-	30	2000	50	50	4	-	2	-	-	-	24	240	-	80	-	1000	-	-	-	-	-
Hull Henry C.	50	-	62	4000	250	100	3	-	5	-	-	-	75	550	-	90	-	1000	-	-	-	-	-
Hall Samuel	25	-	-	625	150	150	1	4	2	6	6	-	30	1225	-	-	-	600	-	-	-	-	-
Lewis Edmund	30	-	190	2200	100	20	2	2	2	-	3	12	8	320	-	109	-	400	-	-	-	-	-
Dallas John R.	13	-	27	500	35	40	2	-	1	-	1	-	8	210	-	-	-	250	-	-	-	-	500
Miller John L.	40	-	100	1000	100	50	3	-	1	-	2	-	23	270	-	150	-	100	60	-	-	-	5000
Clay Thomas F.	90	-	110	4800	300	100	4	-	6	-	4	-	6	380	-	300	-	400	300	-	-	-	-
Wittenbach Adam	30	-	150	1800	200	100	3	-	4	-	3	10	7	350	-	200	-	300	50	20	-	-	-
Wittenbach Christian	15	-	25	600	40	30	4	2	3	-	6	-	4	347	-	140	-	150	-	-	-	-	-
Burnett Charles W.	40	-	88	2000	400	-	6	-	2	-	4	35	10	395	-	190	-	80	50	-	-	-	1000
Stewart Joshua	45	-	355	3500	75	-	3	1	6	2	5	14	25	514	-	106	-	280	80	100	-	-	-
Rice Zachariah	20	-	80	1000	120	50	-	2	1	-	1	-	8	210	-	29	-	320	-	20	-	-	2500
Sergus David J.	45	15	380	5000	125	100	4	-	3	2	3	12	25	500	-	190	-	500	50	-	-	-	1800
Thompson William H.	30	-	130	500	100	50	4	-	3	-	3	8	15	375	-	100	-	250	50	-	-	-	4500
Thompson James T.	15	2	25	500	10	-	-	-	2	-	-	10	-	50	-	-	-	100	-	-	-	-	400
Shobe Jonas	100	15	167	9000	250	800	5	2	3	-	12	-	40	960	-	80	-	900	300	-	-	-	-
Kneller Frederick	30	-	235	1100	30	40	2	2	4	-	6	-	19	390	-	100	-	80	100	-	-	-	-
Baerke John	60	-	80	1600	80	25	2	-	1	2	4	-	18	490	-	180	75	150	140	92	-	-	-
Borchard Thomas	40	-	40	500	30	-	1	1	-	-	-	-	15	225	-	60	-	200	-	-	-	-	-
Cox Henry J.	75	-	55	400	150	100	1	2	3	-	4	-	30	520	-	360	-	450	100	-	-	-	-
Bayan John C.	90	-	390	10000	300	125	4	3	5	-	20	15	50	965	-	300	-	600	120	-	-	-	-
Conroy Robert H.	40	40	260	10000	240	250	4	-	5	7	18	40	19	1730	-	150	-	200	180	-	-	-	1500
TOTAL	1592	72	4575	106675	3865	2760	108	23	125	52	181	224	720	16764	4106	15	16730	1745	267	2	-	-	11500

SCHEDULE 3.—Productions of Agriculture in Bentley Township, in the County of Orange

Post Office: Linwood



Name of Agent, Owner, or Manager.	ACRES OF LAND.			PRESENT CASH VALUE.		Total amount of wages paid during the year, including value of board.	LIVE STOCK, JUNE 1, 1870.								PRODUCE DURING THE YEAR.									
	Improved.	UNIMPROVED.		Of farm.	Of farming implements and machinery.		Horses.	Males and Asses.	Milk Cows.	Working Oxen.	Other Cattle.	Sheep.	Swine.	Value of ALL live stock.	WHEAT.		Rye.	Indian Corn.	Oats.	Barley.	Buckwheat.	Hops.	Tobacco.	
		No.	Wood-land.												Other unimproved.	Dolls.								Dolls.
1	2	3	4	5	6	7	8	9	10	11	12	13	14	15	16	17	18	19	20	21	22	23	24	
Bosley, Mary	50	-	70	500	-	-	-	-	-	-	-	-	-	-	-	-	-	-	-	-	-	-	-	-
Schmitt, Alois	5	-	75	200	29	-	-	2	-	1	-	4	60	-	-	-	45	-	-	-	-	-	-	-
Reynold, James H.	25	-	55	1000	15	-	2	1	-	1	-	15	275	-	70	-	280	-	-	-	-	-	-	-
Bath, Philip	25	-	55	800	95	-	3	-	2	-	-	10	310	-	110	-	200	100	-	-	-	-	-	-
Kemper, Robert	8	-	32	600	10	-	1	1	1	-	3	-	5	160	-	-	-	150	-	-	-	-	-	-
Hull, John H.	50	-	117	1600	60	-	4	-	3	-	3	10	20	330	-	110	-	200	80	-	-	-	-	-
Kemper, John C. Sr.	30	-	35	800	50	-	2	-	-	-	-	6	215	-	95	-	200	-	-	-	-	-	500	-
Whitford, James N.	25	-	55	800	10	-	3	2	3	-	2	12	19	490	-	130	-	210	20	-	-	-	-	450
Cochran, Joseph	40	-	155	4000	300	250	-	2	4	-	5	-	27	320	-	72	-	900	-	-	-	-	-	-
Wright, William J.	50	10	20	1800	125	-	2	3	2	-	2	17	7	415	-	140	30	500	100	-	-	-	-	500
Wright, Matthias	110	-	670	15000	300	350	12	-	8	6	12	50	40	1400	-	400	-	1900	120	90	-	-	-	1000
Wright, Allen	40	-	40	800	20	50	2	1	3	-	7	16	13	350	-	426	-	200	20	-	-	-	-	-
Wright, Henry C.	32	-	115	1800	80	-	4	-	1	2	1	-	14	350	-	-	-	200	-	-	-	-	-	-
Bridges, Joel H.	30	-	50	2000	40	-	-	6	1	10	-	-	10	1450	-	-	-	1000	100	-	-	-	-	-
Wright, James W.	65	-	125	6200	150	75	4	2	4	-	4	-	17	500	-	238	-	700	20	-	-	-	-	-
Robinson, James H.	18	-	302	3200	20	-	2	-	2	-	1	-	15	210	-	60	-	250	-	-	-	-	-	-
Pearl, William H.	35	-	75	3800	250	50	3	2	5	-	7	30	16	600	-	189	-	450	200	-	-	-	-	-
Shute, George H.	25	-	201	3000	125	-	1	3	1	-	-	-	30	420	-	-	-	400	-	-	-	-	-	-
Sharp, Thomas	30	-	50	800	-	10	1	1	1	-	4	6	10	315	-	300	-	100	-	-	-	-	-	-
Bayan, Joseph	25	-	55	2400	100	250	2	2	10	4	33	-	30	985	-	-	-	500	-	-	-	-	-	-
Clark, William L.	25	-	99	3000	60	80	3	-	3	2	2	29	40	490	-	-	-	1000	-	-	-	-	-	-
Wright, Thomas H.	175	-	145	1000	20	-	-	1	-	-	2	-	9	130	-	45	-	100	15	-	-	-	-	-
Wright, Christian	50	-	30	5800	50	200	2	-	4	-	4	-	50	470	-	-	-	2000	-	-	-	-	-	-
Shelly, Mary	50	-	190	4000	125	-	5	2	3	4	12	25	20	725	-	180	-	350	100	-	-	-	-	-
Pack, Albert	100	-	14	400	15	-	1	-	2	-	-	28	1	188	-	-	-	200	60	-	-	-	-	-
Ford, Robert	45	-	65	1000	50	-	4	-	2	-	3	-	24	318	-	100	-	200	60	-	-	-	-	-
Pennell, Joseph	10	-	-	250	60	-	3	-	1	-	1	10	10	305	-	-	-	210	-	-	-	-	-	-
Wittendy, Madeline	23	-	22	2500	10	-	2	-	1	-	-	-	13	240	-	-	-	100	-	-	-	-	-	-
Bode, Philip	10	-	70	500	5	-	1	-	2	-	1	-	18	110	-	70	30	110	-	-	-	-	-	-
Wiles, Henry C.	14	-	119	550	15	-	2	-	1	1	1	1	14	266	-	200	-	300	280	-	-	-	-	2000
Wade, John P.	60	-	84	1500	50	150	3	-	4	-	8	-	32	450	-	350	-	6000	60	-	-	-	-	-
Wade, Jacob	140	-	125	8000	150	-	2	2	3	2	18	-	39	910	-	105	-	620	20	-	-	-	-	-
Hull, Jacob	150	20	80	15000	200	1000	6	-	10	-	7	15	30	1155	-	1818	-	1080	-	-	-	-	-	-
Crane, Silas P.	25	-	-	900	25	-	2	-	2	-	-	-	27	365	-	26	-	1800	-	-	-	-	-	-
Wright, Louise J.	90	-	75	8000	250	175	4	-	2	-	2	-	100	1010	-	800	-	200	-	-	-	-	-	-
Wright, Wesley	20	-	-	800	25	-	2	-	3	-	1	-	5	195	-	150	-	600	-	-	-	-	-	-
Wright, Elizabeth	60	-	40	5000	240	150	4	1	3	-	4	-	10	450	-	133	-	1500	60	-	-	-	-	-
Wright, William T.	40	-	60	5000	95	40	4	-	3	-	6	-	25	690	-	150	-	600	-	-	-	-	-	-
Wright, John	15	-	-	750	15	-	-	2	2	-	-	-	30	260	-	50	-	500	-	-	-	-	-	-
Smith, John H.	12	-	8	600	110	70	-	2	3	-	3	4	22	250	-	-	-	1000	-	-	-	-	-	-
	1608	90	3654	12060	3257	2730	75	35	108	31	161	259	723	1792	6600	60	22125	1465	96					4400

1598

State of Missouri, enumerated by me ^{Commencing} on the 6th day of July, 1870.
J. Conard, Ass't Marshal.

YEAR ENDING JUNE 1, 1870.

Cotton. (Bales 450 lbs.)	Wool. Lbs.	Peas and Beans. Bush.	POTATOES.		Orchard products. Dolls.	Wine. Gallons.	Produce of Market Gardens. Dolls.	DAIRY PRODUCTS.			Hay. Tons.	SEED.			Hops. Lbs.	Hemp. Tons.	Flax. Lbs.	Flaxseed. Bush.	Silk cocoons. Lbs.	SUGAR.			Molasses. Gallons.	BEES.		Forest products. Dolls.	Value of Home Manufactures. Dolls.	Value of animals slaughtered or sold for slaughter. Dolls.	TOTAL VALUE. Dolls.	
			Irish. Bush.	Sweet. Bush.				Butter. Lbs.	Cheese.* Lbs.	Milk sold. Gallons.		Clover. Bush.	Grass. Bush.	Maple. Lbs.						Cane. Hhds. (1,000 lbs.)	Wax. Lbs.	Honey. Lbs.								
25	26	27	28	29	30	31	32	33	34	35	36	37	38	39	40	41	42	43	44	45	46	47	48	49	50	51	52			
1	-	-	20	-	25	-	-	60	-	-	3	-	-	-	-	-	-	-	-	-	-	-	-	-	-	40	1320	1880	1	
2	10	1	30	7	40	-	-	50	-	-	-	-	-	-	-	-	-	-	-	-	-	-	-	20	-	140	1110	2		
3	-	2	20	-	-	-	-	80	-	-	-	-	-	-	-	-	-	-	-	-	-	-	-	-	-	-	190	680	3	
4	24	1	20	-	-	-	-	60	-	-	-	-	-	-	-	-	-	-	-	-	-	-	-	-	-	-	105	575	4	
5	30	3	15	-	-	-	-	100	-	-	-	-	-	-	-	-	-	-	-	-	-	-	-	-	-	55	780	855	5	
6	30	2	30	-	1	-	-	200	-	-	4	-	-	-	-	-	-	-	-	-	-	-	-	-	-	-	650	970	6	
7	-	1	30	-	-	-	-	60	-	-	-	-	-	-	-	-	-	-	-	-	-	-	-	-	-	-	121	1011	7	
8	40	-	10	-	-	-	-	40	-	-	-	-	-	-	-	-	-	-	-	-	-	-	-	-	-	40	140	540	8	
9	-	-	45	-	-	-	-	60	-	-	-	-	-	-	-	-	-	-	-	-	-	-	-	-	-	-	100	335	9	
10	4	-	20	-	-	-	-	60	-	-	-	-	-	-	-	-	-	-	-	-	-	-	-	-	-	-	60	430	10	
11	-	1	100	-	-	-	-	80	-	-	1	-	-	-	-	-	-	-	-	-	-	-	-	-	-	-	75	297	11	
12	-	2	75	-	50	-	-	70	-	-	-	-	-	-	-	-	-	-	-	-	-	-	-	-	-	-	150	650	12	
13	25	1	30	-	-	-	-	50	-	-	-	-	-	-	-	-	-	-	-	-	-	20	-	-	-	410	900	13		
14	-	-	40	-	-	-	-	60	-	-	-	-	-	-	-	-	-	-	-	-	-	12	-	-	-	170	788	14		
15	8	1	30	-	-	-	-	50	-	-	-	-	-	-	-	-	-	-	-	-	-	20	-	-	-	150	515	15		
16	-	-	6	-	-	-	-	25	-	-	-	-	-	-	-	-	-	-	-	-	-	-	-	-	-	-	90	357	16	
17	12	-	20	-	8	-	-	50	-	-	-	-	-	-	-	-	-	-	-	-	-	-	-	-	-	-	145	561	17	
18	-	1	20	-	-	-	-	25	-	-	-	-	-	-	-	-	-	-	-	-	-	-	-	-	-	-	60	251	18	
19	10	2	20	-	-	-	-	50	-	-	-	-	-	-	-	-	-	-	-	-	-	-	-	-	-	-	210	420	19	
20	5	1	25	-	-	-	-	80	-	-	-	-	-	-	-	-	-	-	-	-	-	-	-	-	-	-	300	820	20	
21	-	1	20	-	-	-	-	30	-	-	-	-	-	-	-	-	-	-	-	-	-	-	-	-	-	-	60	450	21	
22	-	1	50	-	-	-	-	25	-	-	-	-	-	-	-	-	-	-	-	-	-	-	-	-	-	-	180	549	22	
23	-	1	20	-	-	-	-	25	-	-	-	-	-	-	-	-	-	-	-	-	-	-	-	-	-	-	360	1308	23	
24	-	-	25	-	-	-	-	25	-	-	-	-	-	-	-	-	-	-	-	-	-	-	-	15	-	299	1018	24		
25	-	4	300	-	10	280	-	100	-	-	4	-	-	-	-	-	-	-	-	-	-	-	-	30	-	1600	1680	25		
26	-	2	20	-	-	-	-	100	-	-	-	-	-	-	-	-	-	-	-	-	-	-	-	24	-	100	260	26		
27	30	1	20	-	-	-	-	90	-	-	-	-	-	-	-	-	-	-	-	-	-	-	30	-	-	80	443	27		
28	20	-	25	-	35	-	-	100	-	-	-	-	-	-	-	-	-	-	-	-	-	20	-	-	-	530	1267	28		
29	-	1	25	-	5	-	-	95	-	-	-	-	-	-	-	-	-	-	-	-	-	-	-	-	12	70	527	29		
30	-	2	30	2	-	-	-	10	-	-	2	-	-	-	-	-	-	-	-	-	-	20	6	-	-	90	410	30		
31	-	1	40	-	50	-	-	100	-	-	3	-	-	-	-	-	-	-	-	-	-	-	-	-	-	240	938	31		
32	32	2	25	-	-	-	-	25	-	-	-	-	-	-	-	-	-	-	-	-	-	-	-	-	-	-	30	240	32	
33	2	-	15	-	10	-	-	25	-	-	-	-	-	-	-	-	-	-	-	-	-	-	40	-	-	75	231	33		
34	-	-	80	-	15	18	-	60	-	-	6	-	-	-	-	-	-	-	-	-	-	-	-	-	-	-	75	360	34	
35	-	-	40	-	-	-	-	30	-	-	-	-	-	-	-	-	-	-	-	-	-	-	-	-	-	-	50	179	35	
36	8	1	30	-	-	-	-	30	-	-	-	-	-	-	-	-	-	-	-	-	-	-	-	20	-	160	265	36		
37	-	-	30	-	20	-	-	25	-	-	3	-	-	-	-	-	-	-	-	-	-	-	-	-	-	-	214	892	37	
38	-	-	12	-	-	-	-	25	-	-	-	-	-	-	-	-	-	-	-	-	-	-	-	-	-	50	160	406	38	
39	-	-	15	-	-	-	-	50	-	-	1	-	-	-	-	-	-	-	-	-	-	-	-	-	-	-	70	368	39	
40	-	1	150	-	-	-	-	30	-	-	-	-	-	-	-	-	-	-	-	-	-	-	-	-	-	-	425	990	40	
	985	37	1586	9	270	298		2250			27															92	17120	177	8266	26072

* This will include only such cheese as is made upon the farm. Milk sent to cheese factories will be regarded as milk sold off the farm.

SCHEDULE 3.—Productions of Agriculture in Benton Township in the County of Osage

Post Office: Linnwood



Name of Agent, Owner, or Manager.	ACRES OF LAND.			PRESENT CASH VALUE.		Total amount of wages paid during the year, including value of board.	LIVE STOCK, JUNE 1, 1870.								PRODUCE DURING THE YEAR.								
	Improved.	UNIMPROVED.		Of farm.	Of fencing, implements and machinery.		Horses.	Mules and Asses.	Milk Cows.	Working Oxen.	Other Cattle.	Sheep.	Swine.	Value of ALL live stock.	WHEAT.		Rye.	Indian Corn.	Oats.	Barley.	Buckwheat.	Rice.	Tobacco.
		No.	Wood-land.												Other unimproved.	Dolls.							
1	2	3	4	5	6	7	8	9	10	11	12	13	14	15	16	17	18	19	20	21	22	23	24
1 Kuttloff Kasper	60	-	220	2000	200	-	-	2	3	-	3	8	14	445	-	150	-	200	80	60	-	-	-
2 Gungell Carl	42	-	98	2000	150	70	4	-	3	-	2	8	12	345	-	200	-	220	35	80	2	-	-
3 Meyer Lewis	20	-	20	400	50	-	-	3	2	-	1	3	7	210	-	20	-	50	-	-	-	-	-
4 Wiffen George	30	-	50	1600	50	-	3	1	2	-	-	-	20	350	-	300	-	-	75	-	-	-	-
5 Holtzman William	60	10	130	3000	200	25	3	-	3	-	2	10	13	345	-	210	-	320	-	10	-	-	-
6 Reed Henry	25	-	75	1000	75	-	1	2	3	-	1	3	10	268	-	150	-	100	-	-	-	-	-
7 Geiser Joseph	8	-	92	800	95	-	2	-	2	-	2	-	11	250	-	75	-	40	-	-	-	-	-
8 Gender Frederick	40	-	210	2000	75	15	2	-	3	-	5	14	18	340	-	100	-	150	50	20	3	-	-
9 Krastar Frank	25	-	75	1500	25	-	3	-	3	2	1	9	13	310	-	200	-	150	7	-	-	-	-
10 Seakdaller Peter	15	-	25	500	15	-	2	1	2	2	2	12	11	375	-	50	-	20	30	-	-	-	-
11 Stevens William	35	5	20	2400	150	-	1	1	3	-	3	27	10	253	-	40	-	200	-	-	-	-	-
12 Stevens John	35	-	85	2400	125	-	1	2	2	1	3	10	11	265	-	40	-	250	40	-	-	-	-
13 Kennedy William	37	-	140	1000	25	-	2	-	2	-	3	12	12	225	-	28	-	600	35	-	-	-	500
14 Ferguson Daniel	40	-	360	4000	100	-	1	1	-	-	4	-	8	210	-	110	-	100	30	-	-	-	500
15 Bradford George W.	14	-	140	800	110	-	2	-	-	-	-	5	5	165	-	-	-	300	60	-	-	-	600
16 Marshall John	12	-	-	500	25	-	2	-	3	-	1	-	14	185	-	-	-	200	-	-	-	-	200
17 Mack Matichuk	10	-	-	200	15	-	1	-	-	-	-	-	-	50	-	-	-	210	-	-	-	-	-
18 Clay Henry	10	-	34	300	10	-	1	1	1	-	-	-	2	130	-	-	-	120	-	-	-	-	300
19 Marti Benedict	15	-	45	800	15	-	2	-	2	-	5	14	6	285	-	75	-	200	-	-	-	-	-
20 Koch William	20	-	50	800	15	-	2	-	2	-	1	5	6	210	-	30	-	300	-	-	-	-	-
21 Krause Ernst	25	-	135	1000	80	-	1	2	4	-	4	4	10	420	-	20	-	200	40	-	-	-	-
22 Kummel Fritz	40	-	40	1000	75	-	2	-	2	2	4	12	15	425	-	100	-	210	-	-	-	-	400
23 Farrell Patrick	30	-	130	800	100	-	2	1	2	1	1	10	6	410	-	120	-	200	30	-	-	-	150
24 Cordray Riley	10	-	30	400	10	-	1	-	1	-	2	4	5	175	-	20	-	150	-	-	-	-	-
25 Johns William	15	-	25	600	20	-	1	-	2	-	-	11	2	175	-	105	-	250	10	-	-	-	200
26 Campfield Allen	20	-	60	500	20	-	2	-	1	-	-	-	5	140	-	20	-	150	20	-	-	-	200
27 Wolff Joshua S.	12	-	22	500	60	-	2	-	2	-	-	8	11	275	-	20	-	250	30	-	-	-	300
28 McGuire Charles	20	-	280	200	115	-	4	1	2	2	-	-	4	280	-	50	-	130	40	-	-	-	500
29 Maston Elijah	28	-	12	2000	20	-	2	-	1	-	-	6	11	210	-	99	-	420	20	-	-	-	-
30 Sparks John P.	85	-	66	2500	350	-	3	-	2	-	1	-	1	290	-	230	-	250	-	-	-	-	-
31 Maston Jesse	25	-	15	500	10	-	2	-	2	-	1	11	8	295	-	-	-	150	-	-	-	-	700
32 Maston David	10	-	30	400	5	-	1	-	2	-	-	10	8	175	-	60	-	200	60	-	-	-	-
33 Geiser Albright	30	-	153	1200	25	-	2	-	3	-	-	10	12	210	-	40	-	100	40	-	-	-	-
34 Coffield Abraham	50	-	150	2500	50	-	2	2	2	-	1	2	12	385	-	300	-	500	-	-	-	-	-
35 Coffield Isaac	25	100	59	2200	213	-	3	3	6	-	4	25	25	485	-	105	-	200	-	-	-	-	-
36 Allen Margaret	14	-	306	1000	10	-	2	1	2	-	-	15	10	220	-	30	-	200	-	-	-	-	-
37 Storer Frank	60	-	100	2500	250	-	3	1	4	-	2	20	2	871	-	141	-	300	100	4	-	-	-
38 Hancock John B.	10	-	210	1500	10	-	1	-	1	-	-	-	-	115	-	30	-	150	-	-	-	-	-
39 Volkhard Godfried	15	-	65	800	10	-	1	-	1	-	1	-	3	118	-	30	-	120	-	-	-	-	-
40 Kuthenck John	19	-	21	900	10	-	1	-	1	-	2	-	2	120	-	50	-	100	-	-	-	-	-
	1113	115	370	5150	2700	56	73	25	84	9	81	302	365	11018	3540	8210	832	174	5				9950

3963 3008

State of Missouri, enumerated by me on the 9th day of July, 1870.

Genadair W. Kead, Ass't Marshal.

YEAR ENDING JUNE 1, 1870.

Cotton.	Wool.	Peas and Beans.	POTATOES.		Orchard products.	Wine.	Produce of Market Gardens.	DAIRY PRODUCTS.			SEED.			Hops.	Hemp.	Flax.	Flax-seed.	Silk cocoons.	SUGAR.		Molasses.	BEES.		Forest products.	Value of Home Manufactures.	Value of animals slaughtered for slaughter.	Estimated value of all farm production, including betterments and additions to stock.		
			Irish.	Sweet.				Butter.	Cheese.*	Milk sold.	Hay.	Clover.	Grass.						Maple.	Cane.		Wax.	Honey.					Dolls.	Dolls.
Bales (450 lbs.)	Lbs.	Bush.	Bush.	Bush.	Dolls.	Gallons.	Dolls.	Lbs.	Lbs.	Gallons.	Tons.	Bush.	Bush.	Lbs.	Tons.	Lbs.	Bush.	Lbs.	Hhds. (1,000 lbs.)	Gallons.	Lbs.	Lbs.	Dolls.	Dolls.	Dolls.	Dolls.			
25	26	27	28	29	30	31	32	33	34	35	36	37	38	39	40	41	42	43	44	45	46	47	48	49	50	51	52		
1	10	1	40		5			75			10															180	689		
2	19	2	50		15			60			3																160	672	
3	6		10		15			25			2																80	165	
4			10		5			30			3																32	441	
5	20	1	20		50			30			5										10						75	586	
6	6	1	20		5			50			1																140	320	
7		1	15					25																			60	169	
8	20		30		40			50			1										30					95	90	445	
9	20		30					25																			130	395	
10	12		30		20			50																		12	85	214	
11	60		10		150			180			3															40	115	484	
12	18		15					25			1										12					60	119	370	
13	35	1	30		10			30			2															50	160	648	
14			10		10																						50	265	
15		2	12					30																			60	350	
16		1	15					25													40					25	150	329	
17		1	30																								40	461	
18			15					30																			15	119	
19	30		80		1			60			1																170	411	
20	12	1	40					30																			60	270	
21	15	1	30					80			1										20					150	337		
22	25	2	20					50													120						75	924	
23	20		30					60																		40	84	401	
24	10		15					30																			60	172	
25	25	1	40					50																		40	85	575	
26			20		2			30													10					60	30	415	
27	16		10					50													10					20	130	309	
28			15		30			30																			15	90	339
29	10		15					20																		35	70	484	
30		2	35		60			75			6															40	255	903	
31	20		10					25																			50	85	296
32	20		10					25													5					40	50	272	
33	20		30		1			30													18					42	70	250	
34	16	2	20		10			60			3										40					20	100	771	
35	50	1	25		25			120			3										44					50	330	905	
36	25		15		1			25													20					40	90	247	
37	52	2	25		30			60			20															40	315	932	
38		1	12																		35						87	217	
39			10					25																			60	170	
40			20					25																			50	160	
	598	24	919		485			1700			65									414					754	4270	16886		

* This will include only such cheese as is made upon the farm. Milk sent to cheese factories will be regarded as milk sold off the farm.

16886

SCHEDULE 3.—Productions of Agriculture in Benton Township, in the County of Ozark

Post Office: Linnwood



Name of Agent, Owner, or Manager.	ACRES OF LAND.			PRESENT CASH VALUE.		Total amount of wages paid during the year, including value of board.	LIVE STOCK, JUNE 1, 1870.								PRODUCE DURING THE YEAR.									
	Improved.	UNIMPROVED.		Of farm.	Of farming implements and machinery.		Horses.	Mules and Asses.	Milk Cows.	Working Oxen.	Other Cattle.	Sheep.	Swine.	Value of all live stock.	WHEAT.		Rye.	Indian Corn.	Oats.	Barley.	Buckwheat.	Rice.	Tobacco.	
		No.	Wood-land.												Other unimproved.	Dolls.								Dolls.
1	2	3	4	5	6	7	8	9	10	11	12	13	14	15	16	17	18	19	20	21	22	23	24	
1. <u>Wasserman John W.</u>	30	-	80	1200	80	95	4	-	4	-	2	13	10	383	-	172	-	200	100	-	-	-	-	
2. <u>Best Zachariah</u>	50	-	80	1500	75	-	2	-	1	-	2	6	19	170	-	-	-	300	60	-	-	-	200	
3. <u>Warrden William</u>	30	-	270	3000	100	110	3	1	3	-	4	25	14	310	-	194	-	300	150	-	-	-	1800	
4. <u>Hittman Fritz</u>	25	-	55	800	20	-	-	1	1	2	1	-	4	125	-	50	-	100	-	40	-	-	-	
5. <u>Phelps Charles</u>	20	30	220	9000	25	140	3	-	3	2	2	15	25	505	-	180	-	400	70	-	-	-	-	
6. <u>Dodds John</u>	20	-	90	2000	75	80	6	-	3	-	1	24	7	422	-	319	-	600	60	-	-	-	500	
7. <u>Beinic Alfred G.</u>	25	-	215	2400	100	300	1	3	3	-	-	12	4	460	-	90	-	150	200	-	-	-	1900	
8. <u>Reynolds John</u>	20	-	60	800	25	-	3	-	1	-	3	12	10	350	-	140	-	150	100	-	-	-	-	
9. <u>Williams Howard</u>	30	-	50	1000	20	-	3	-	2	-	4	15	9	322	-	40	-	1000	30	-	-	-	-	
10. <u>Wensley Emory W.</u>	60	-	80	1800	25	-	3	-	1	-	3	3	2	175	-	45	-	150	10	-	-	-	300	
11. <u>Budgen Amos W. Co.</u>	65	15	240	4000	150	70	3	2	5	2	6	4	20	879	-	350	-	500	-	-	-	-	-	
12. <u>Sanley Moses</u>	80	-	100	3800	150	175	4	1	5	2	15	26	50	926	-	225	-	800	150	-	-	-	-	
13. <u>Sanley John</u>	20	-	50	2500	75	80	4	-	4	2	3	1	24	300	-	300	-	400	90	-	-	-	1800	
14. <u>Smith Stephen</u>	12	-	68	900	15	-	1	-	1	2	-	12	2	210	-	-	-	50	-	-	-	-	280	
15. <u>Linberst Fritz</u>	45	-	115	2100	75	98	2	-	2	2	3	8	2	350	-	280	-	150	80	-	-	-	-	
16. <u>Warrden George W.</u>	28	-	72	1500	80	-	2	-	3	-	5	11	9	390	-	40	-	100	-	-	-	-	-	
17. <u>Sutermiller G. H. & Co.</u>	40	-	160	2200	25	25	1	1	3	-	1	7	10	277	-	125	-	140	60	-	-	-	-	
18. <u>Rudenbach David</u>	35	-	110	2000	75	20	2	-	1	-	7	10	18	250	-	150	25	150	20	10	18	-	-	
19. <u>Lynch John</u>	20	-	60	3000	85	-	1	1	2	-	3	2	6	250	-	40	-	100	-	-	-	-	-	
20. <u>Berry Robert</u>	600	-	122	2500	75	-	3	1	4	-	1	-	14	350	-	50	-	350	-	-	-	-	-	
21. <u>Woolaway Lucretia</u>	50	40	310	4000	80	150	4	-	2	-	-	8	16	310	-	410	-	500	150	-	-	-	-	
22. <u>Wancock Parley A.</u>	102	20	315	10000	315	100	5	5	6	4	4	40	25	1445	-	210	-	800	60	-	-	-	-	
23. <u>Wancock Henry B.</u>	40	-	180	1800	125	50	4	-	2	-	3	18	10	328	-	140	-	250	-	-	-	-	-	
24. <u>Wardray Jacob</u>	15	-	37	1000	75	-	1	-	-	-	-	-	4	95	-	80	-	180	-	-	-	-	-	
25. <u>Casrod Thomas</u>	75	-	220	3500	130	25	6	-	7	-	5	26	29	949	-	187	-	400	60	-	-	-	-	
26. <u>Steinman Frederick</u>	45	-	315	3000	250	50	4	1	3	-	5	10	15	550	-	200	-	150	100	-	-	-	-	
27. <u>Bradford Thomas J.</u>	400	-	60	2000	150	40	3	1	5	-	5	17	12	632	-	240	-	500	100	-	-	-	-	
28. <u>Geiser William</u>	30	-	49	2000	150	5	3	-	3	-	6	8	8	450	-	50	-	240	100	-	-	-	-	
29. <u>Wohlerwald Ferdinand</u>	20	-	250	3000	150	25	7	-	4	4	5	10	10	960	-	510	-	400	60	75	-	-	-	
30. <u>Lammer August</u>	80	-	80	2000	150	25	5	-	3	-	5	5	12	470	-	300	-	250	50	-	-	-	-	
31. <u>Berens William</u>	15	-	35	700	15	-	2	15	1	-	1	2	6	220	-	40	-	200	-	-	-	-	-	
32. <u>Brisch Andreas</u>	15	-	35	2000	5	-	-	-	4	2	-	-	-	190	-	25	-	100	-	-	-	-	-	
33. <u>Warrden Charles</u>	25	-	65	1500	130	30	1	2	2	-	4	10	10	423	-	130	-	250	95	90	-	-	-	
34. <u>Warrden Julius</u>	35	-	49	1800	200	40	1	2	3	-	4	10	15	440	-	275	-	200	100	50	-	-	-	
35. <u>Lough Peter</u>	25	-	145	1600	150	-	2	1	4	-	4	12	12	560	-	130	-	150	60	10	-	-	-	
36. <u>Burkholder Nicholas</u>	50	-	102	1500	125	-	3	2	3	-	5	12	20	625	-	250	-	250	80	20	-	-	-	
37. <u>Podewski John</u>	20	-	80	1500	150	-	4	2	3	-	4	10	15	800	-	150	-	150	60	50	-	-	-	
38. <u>Blaker Christian</u>	50	-	30	1000	120	-	1	4	4	1	3	9	8	450	-	209	-	200	200	-	2	-	-	
39. <u>Warrden Frederick</u>	25	-	95	1200	50	-	1	1	2	-	2	6	5	282	-	65	-	50	100	-	-	-	-	
40. <u>Woff Albert</u>	20	-	180	1000	20	-	2	-	1	2	3	4	2	150	-	60	-	150	-	-	-	-	-	
	197	105	5386	81800	3840	1673	110	47	14	27	12	436	503	18076	6754	25	10760	2615	345	20			6080	

State of Missouri, enumerated by me ^{Commissary} on the 31st day of July, 1870.

Jonadair T. Pidd, Ass't Marshal.

YEAR ENDING JUNE 1, 1870.																									TOTAL VALUE.			
Cotton.	Wool.	Peas and Beans.	POTATOES.		Orchard products.	Wine.	Produce of Market Gardens.	DAIRY PRODUCTS.			SEED.		Hops.	Hemp.	Flax.	Flax-seed.	Silk cocoons.	SUGAR.			BEES.		Forest products.	Value of Home Manufactures.	Value of animals slaughtered or sold for slaughter.	Estimated value of all farm production, including bet-terments and addi-tions to stock.		
			Irish.	Sweet.				Butter.	Cheese.*	Milk sold.	Clover.	Grass.						Maple.	Cane.	Molasses.	Wax.	Honey.					Dolls.	Dolls.
Bales (450 lbs.)	Lbs.	Bush.	Bush.	Bush.	Dolls.	Gallons.	Dolls.	Lbs.	Lbs.	Gallons.	Tons.	Bush.	Bush.	Lbs.	Tons.	Lbs.	Bush.	Lbs.	Hds. (1,000 lbs.)	Gallons.	Lbs.	Lbs.	Dolls.	Dolls.	Dolls.	Dolls.		
25	26	27	28	29	30	31	32	33	34	35	36	37	38	39	40	41	42	43	44	45	46	47	48	49	50	51	52	
1	30	1	25	-	30	-	-	75	-	-	2	-	-	-	-	-	-	-	-	-	30	-	-	-	100	165	592	
2	15	-	15	-	35	-	-	25	-	-	-	-	-	-	-	-	-	-	-	-	-	-	-	-	-	130	530	
3	50	-	8	-	-	-	-	50	-	-	-	-	-	-	-	-	-	-	-	-	-	-	-	-	-	22	686	
4	-	-	20	-	-	-	-	-	-	-	-	-	-	-	-	-	-	-	-	-	-	-	-	-	-	30	190	
5	60	-	30	-	10	-	-	80	-	-	-	-	-	-	-	-	-	-	-	-	-	-	-	-	12	250	630	
6	50	2	10	2	20	-	-	80	-	-	-	-	-	-	-	-	-	-	-	-	-	-	-	-	40	350	1215	
7	-	10	70	-	-	-	-	30	-	-	-	-	-	-	-	-	-	-	-	-	-	-	-	-	-	175	490	
8	30	1	15	-	-	-	-	20	-	-	2	-	-	-	-	-	-	-	-	-	-	-	-	-	-	160	446	
9	30	1	15	-	2	-	-	25	-	-	1	-	-	-	-	-	-	-	-	-	50	-	-	-	30	150	390	
10	5	2	-	-	-	-	-	30	-	-	-	-	-	-	-	-	-	-	-	-	-	-	-	-	14	95	262	
11	18	1	15	10	40	-	-	90	-	-	2	-	-	-	-	-	-	-	-	-	-	-	60	-	40	140	799	
12	60	2	25	-	60	-	-	150	-	-	10	-	-	-	-	-	-	-	-	-	-	-	-	-	-	810	1876	
13	2	1	30	-	2	-	-	60	-	-	6	-	-	-	-	-	-	-	-	-	-	-	-	-	-	280	1087	
14	25	-	15	-	-	-	-	25	-	-	-	-	-	-	-	-	-	-	-	-	-	-	-	-	30	40	145	
15	20	-	20	-	10	-	-	50	-	-	2	-	-	-	-	-	-	-	-	-	-	-	-	-	-	100	615	
16	25	-	15	-	-	-	-	50	-	-	3	-	-	-	-	-	-	-	-	-	-	-	-	-	-	125	420	
17	2	1	20	-	50	-	-	60	-	-	1	-	-	-	-	-	-	-	-	-	-	-	-	-	-	155	513	
18	10	-	25	-	20	-	-	25	-	-	2	-	-	-	-	-	-	-	-	-	-	-	-	-	-	120	511	
19	6	-	10	-	-	-	-	60	-	-	-	-	-	-	-	-	-	-	-	-	-	-	-	-	-	100	291	
20	-	-	15	-	50	-	-	100	-	-	2	-	-	-	-	-	-	-	-	-	15	-	-	-	-	150	491	
21	20	2	8	-	10	-	-	50	-	-	3	-	-	-	-	-	-	-	-	-	-	-	-	-	30	125	905	
22	75	2	20	-	50	-	-	100	-	-	12	-	-	-	-	-	-	-	-	-	40	-	-	-	35	462	1940	
23	30	-	6	-	-	-	-	50	-	-	3	-	-	-	-	-	-	-	-	-	-	-	-	-	-	25	90	403
24	-	-	10	-	-	-	-	25	-	-	-	-	-	-	-	-	-	-	-	-	-	-	-	-	-	60	240	
25	50	1	15	-	5	-	-	125	-	-	2	-	-	-	-	-	-	-	-	-	-	-	-	3	20	367	900	
26	20	1	20	-	10	-	-	50	-	-	2	-	-	-	-	-	-	-	-	-	-	-	-	-	-	125	497	
27	60	2	30	-	15	-	-	75	-	-	1	-	-	-	-	-	-	-	-	-	-	-	-	-	100	140	835	
28	18	1	6	-	1	-	-	75	-	-	2	-	-	-	-	-	-	-	-	-	-	-	-	-	-	50	170	406
29	38	1	12	-	-	-	-	125	-	-	15	-	-	-	-	-	-	-	-	-	-	-	-	-	25	230	1115	
30	10	1	20	-	100	-	-	75	-	-	10	-	-	-	-	-	-	-	-	-	-	-	-	-	-	100	790	
31	5	-	15	-	-	-	-	25	-	-	-	-	-	-	-	-	-	-	-	-	-	-	-	12	-	20	145	
32	-	-	12	-	30	-	-	100	-	-	-	-	-	-	-	-	-	-	-	-	-	-	-	-	-	20	151	
33	15	-	20	-	-	-	-	50	-	-	2	-	-	-	-	-	-	-	-	-	-	-	-	-	20	75	535	
34	20	1	20	-	10	-	-	75	-	-	2	-	-	-	-	-	-	-	-	-	-	-	-	-	-	125	697	
35	20	2	20	-	-	-	-	50	-	-	-	-	-	-	-	-	-	-	-	-	-	-	-	-	20	175	498	
36	25	-	30	-	10	-	-	35	-	-	2	-	-	-	-	-	-	-	-	-	20	-	-	-	30	150	672	
37	20	-	20	-	50	-	-	50	-	-	2	-	-	-	-	-	-	-	-	-	30	-	-	-	25	115	882	
38	40	1	30	-	100	28	-	100	-	-	9	-	-	-	-	-	-	-	-	-	-	-	-	12	52	200	828	
39	8	-	20	-	-	-	-	50	-	-	3	-	-	-	-	-	-	-	-	-	18	-	-	-	-	50	231	
40	-	-	20	-	-	-	-	25	-	-	-	-	-	-	-	-	-	-	-	-	-	-	-	-	-	20	175	
	718	42	754	18	720	28		2395			103									203			60	87	694	6578	25481	

* This will include only such cheese as is made upon the farm. Milk sent to cheese factories will be regarded as milk sold off the farm.

SCHEDULE 3.—Productions of Agriculture in Benton Township, in the County of Orange, in the

Post Office: Leimwood



Name of Agent, Owner, or Manager.	ACRES OF LAND.			PRESENT CASH VALUE.		Total amount of wages paid during the year, including value of board.	LIVE STOCK, JUNE 1, 1870.								PRODUCE DURING THE YEAR.								
	Improved.	UNIMPROVED.		Of farm.	Of farming implements and machinery.		Horses.	Mules and Asses.	Milch Cows.	Working Oxen.	Other Cattle.	Sheep.	Swine.	Value of ALL live stock.	WHEAT.		Rye.	Indian Corn.	Oats.	Barley.	Buckwheat.	Rice.	Tobacco.
		No.	Wood-land.												Other unimproved.	Dolls.							
1	2	3	4	5	6	7	8	9	10	11	12	13	14	15	16	17	18	19	20	21	22	23	24
1 Meyer Theodore	60	-	74	6000	5	-	1	-	1	-	1	-	3	138	-	10	-	50	-	-	-	-	-
2 Muscumma Patrick	35	-	125	1200	10	-	2	-	-	-	-	-	-	175	-	-	-	150	-	-	-	-	-
3 Hoiles Jesse	50	-	20	1300	50	-	2	-	5	1	8	-	21	530	-	180	-	400	50	-	-	-	-
4 Wood John W.	55	-	101	2000	75	-	2	-	4	2	3	20	18	515	-	214	-	500	150	-	-	-	1100
5 Haighes Joshua	60	-	323	5600	102	-	9	-	7	4	19	7	30	1282	-	199	30	950	200	-	-	-	1600
6 Davis Frederick	30	-	240	3000	75	25	4	-	2	-	4	20	10	440	-	70	-	190	30	-	-	-	-
7 Morris Henry F.	14	-	-	280	25	-	2	-	-	-	-	-	1	205	-	-	-	500	-	-	-	-	-
8 Walker John C.	30	-	52	1000	50	-	2	-	2	-	2	-	4	275	-	102	-	150	-	-	-	-	-
9 Alexander John O.	60	-	10	520	10	-	1	-	-	-	-	4	2	114	-	-	-	100	-	-	-	-	-
10 Robinson Nathaniel	15	-	65	800	75	-	4	-	3	-	2	20	5	440	-	60	-	200	40	-	-	-	-
11 Joyce Salter	18	-	62	1200	60	-	3	-	1	-	1	-	14	240	-	70	-	240	30	-	-	-	1000
12 Nichols Amos	18	-	62	1200	25	-	3	-	1	-	2	6	8	225	-	100	-	210	-	-	-	-	-
13 Christopher Mary	15	-	25	1000	10	-	1	-	1	-	1	12	2	192	-	50	-	250	-	-	-	-	-
14 Garrison Nathaniel	60	-	20	200	50	-	-	2	2	-	-	-	5	205	-	-	-	-	-	-	-	-	1000
15 Hensley George	15	-	25	200	50	-	1	-	1	2	1	-	11	185	-	30	-	-	-	-	-	-	-
16 Whitford Milton	60	-	42	2000	70	40	5	-	3	2	3	10	33	576	-	225	-	410	75	-	-	-	-
17 Curran Patrick	40	-	40	900	100	30	3	1	3	-	3	8	22	350	-	110	-	320	40	-	-	-	3000
18 Schaffer Albert	18	-	72	800	125	-	-	-	2	-	2	-	2	70	-	-	-	120	-	-	-	-	-
19 And Rudolph	65	-	485	6000	125	150	4	-	5	2	6	-	20	580	-	300	-	350	50	-	-	-	-
20 Davis Lewis	53	-	135	2000	100	65	5	-	2	-	3	-	35	530	-	324	-	240	250	-	-	-	-
21 Brewer Nelson	8	-	-	1600	5	10	-	-	1	-	1	6	1	113	-	141	-	160	-	-	-	-	100
22 Wolff Nicholas	50	-	70	1200	10	15	3	-	2	-	2	9	12	309	-	136	-	300	70	-	-	-	-
23 Lamb Owen	25	-	295	1500	15	25	1	1	3	-	-	6	10	210	-	108	-	200	20	-	-	-	-
24 Amaran Samuel	25	-	285	1200	20	-	2	1	3	2	3	18	23	420	-	100	-	250	20	-	-	-	600
25 Hensley Samuel B.	60	-	120	1600	75	10	3	2	4	-	4	17	8	557	-	150	-	300	100	-	-	-	-
26 Wright William	25	-	90	1200	-	7	4	-	2	1	3	15	12	370	-	100	-	220	30	-	-	-	-
27 Berry John	10	-	40	600	15	-	2	-	2	-	2	6	7	231	-	-	-	200	-	-	-	-	-
28 Hill William	15	-	35	500	15	-	1	-	1	-	-	-	5	145	-	60	-	100	20	-	-	-	-
29 Callain Charles	45	-	105	2500	70	40	3	-	1	-	2	10	12	340	-	200	-	300	40	-	-	-	-
30 Spillman John	10	-	34	400	5	-	-	-	-	-	-	-	-	-	-	-	-	125	-	-	-	-	-
31 Messeri Gottlieb	15	-	65	800	10	-	1	-	2	-	2	-	14	185	-	100	-	90	20	-	-	-	-
32 Eitel Henrietta	25	-	55	1000	60	25	-	-	2	2	-	4	4	142	-	136	-	-	-	112	-	-	-
33 Sayal Wulf	30	-	50	1200	75	-	2	-	3	-	3	2	3	225	-	200	-	150	50	100	-	-	-
34 Profi Fritz	25	-	55	1300	25	-	2	-	2	-	1	4	12	264	-	106	-	210	60	50	-	-	-
35 Dallas Charles H.	30	-	30	1000	150	25	3	2	2	-	1	7	8	427	-	40	-	150	-	-	-	-	-
36 Dallas Maudie	40	-	160	2500	150	30	2	1	3	-	2	22	10	368	-	110	-	200	50	-	-	-	-
37 Kuffman John H.	15	-	25	400	15	-	2	-	1	-	1	-	6	185	-	25	-	-	-	70	-	-	-
38 Joachim William	65	-	40	2500	150	100	4	-	4	-	3	6	30	655	-	225	-	300	50	75	-	-	-
39 Placial August	28	-	122	1500	80	45	4	-	2	-	3	9	24	312	-	155	-	200	10	-	-	-	-
40 Wittenbach Benedit	30	-	265	3500	125	300	2	2	5	-	3	5	20	603	-	400	-	450	60	-	-	-	-
TOTAL	1261	-	445	58360	2260	142	95	12	91	18	98	254	176	13474	-	2225	30	8915	1560	407	-	-	8300

4428

State of Illinois, enumerated by me ^{Commencing} on the 12th day of July, 1870.

Jonathan R. Kidd, Ass't Marshal.

YEAR ENDING JUNE 1, 1870.

Cotton. (450 lbs.)	Wool. Lbs.	Peas and Beans. Bush.	POTATOES.		Orchard products. Dolls.	Wine. Gallons.	Produce of Market Gardens. Dolls.	DAIRY PRODUCTS.			SEED.			SUGAR.			BEES.		Forest products. Dolls.	Value of Home Manufactures. Dolls.	Value of animals slaughtered or sold for slaughter. Dolls.	TOTAL VALUE. Dolls.																													
			Irish. Bush.	Sweet. Bush.				Butter. Lbs.	Cheese.* Lbs.	Milk sold. Gallons.	Hay. Tons.	Clover. Bush.	Grass. Bush.	Hops. Lbs.	Hemp. Tons.	Flax. Lbs.	Flax-seed. Bush.	Silk cocoons. Lbs.					Maple. Lbs.	Cane. Hhds. (1,000 lbs.)	Molasses. Gallons.	Wax. Lbs.	Honey. Lbs.																								
25	26	27	28	29	30	31	32	33	34	35	36	37	38	39	40	41	42	43	44	45	46	47	48	49	50	51	52																								
1			10																							30	85	1																							
2			10								2																600	235	2																						
3					5			100			4										60						145	590	3																						
4	40		10		40			60			1										30				64	175	960	4																							
5	15	2	6		2			150			2														40	225	1132	5																							
6	40	1	10		5			30			2																100	305	6																						
7			50					30																				80	343	7																					
8			30		10			30			2																	90	366	8																					
9	8		5		15																				12	30	110	9	9																						
10	40	2	20		2			60													20						175	355	10																						
11	2	2	20					30													18						20	398	11																						
12	15	1	12					25													25					50	60	444	12																						
13	25		12					60																			60	250	13																						
14		1	10																									95	201	14																					
15			15		2			25																				35	83	15																					
16	30	1	40	3	60			75			8															100	150	1090	16																						
17	20		30		25			90			1																	190	706	17																					
18								25																				25	110	18																					
19		2	10		10			100			8																35	200	867	19																					
20		1	20		12			75																				25	140	765	20																				
21	12		10					25																				20	30	194	21																				
22	20	2	10		25			70			1												60		60	142	523	22	22																						
23	12	2	20		1			50			1																	12	78	442	23																				
24	40	1	30		1			75			2																	48	200	596	24																				
25	34	1	40		40			100			2										100				60	144	681	25	25																						
26	30	1	10		2			50														30				25	117	224	26	26																					
27	15		15					50			2										20							95	348	27	27																				
28			10		5			25			1																	45	193	28	28																				
29	20		12					30			3																	60	280	29	29																				
30		2	10																									30	99	30	30																				
31		2	25		5			50																				60	240	31	31																				
32	8	1	20		10			60																				70	416	32	32																				
33	9	1	50					60																				100	426	33	33																				
34	10	1	60		2			60																				95	443	34	34																				
35	8		10		5			90			1																	30	178	404	35	35																			
36	25		60		20			60														60				50	250	626	36	36																					
37			20					25																					50	233	37	37																			
38	10		15		10			100			3																		280	863	38	38																			
39	20	1	10		40			70			3											20						65	409	39	39																				
40	10	1	30		30			180			5																	20	200	1084	40	40																			
																									578	29	787	3	434						2150						54						458	60	661	4450	1449

* This will include only such cheese as is made upon the farm. Milk sent to cheese factories will be regarded as milk sold off the farm.

State of Wisconsin, enumerated by me on the 8th day of June, 1870.

Donald W. Kidd, Ass't Marshal.

YEAR ENDING JUNE 1, 1870.

1	2	3	POTATOES.		Orchard products.	Wine.	Produce of Market Gardens.	DAIRY PRODUCTS.			SEED.		Hops.	Hemp.	Flax.	Flax-seed.	Silk cocoons.	SUGAR.			BEES.		Forest products.	Value of Home Manufactures.	Value of animals slaughtered or sold for slaughter.	TOTAL VALUE.		
			Irish.	Sweet.				Butter.	Cheese.*	Milk sold.	Clover.	Grass.						Maple.	Cane.	Molasses.	Wax.	Honey.					Dolls.	Dolls.
40	41	42	43	44	45	46	47	48	49	50	51	52	53	54	55	56	57	58	59	60	61	62	63	64	65	66	67	
1		2	24					120													8			162	310	1		
2		1	50		100			150																300	900	2		
3		2						50												30		12		20	175	3		
4		1	20		15			100												30		6			200	4		
5			5					150																	58	250	5	
6		1	5					50																		181	6	
7	40	2	12	5				75												20				9	150	1000	7	
8			20					20																	30	280	8	
9	40	1	60		50			75		7														20	306	500	9	
10		2	20					60																	290	350	10	
11	15	1	20		50			65		3															15	150	200	11
12	10		8					50																	10	60	250	12
13	35		35	5	75			50		2												50		38	290	490	13	
14																												14
15																												15
16	38	1	12		15			75		2												20		35	210	500	16	
17	40		15		50			104		18												20		30	200	906	17	
18																												18
19	30		10					20												20				30	112	336	19	
20	6		5					15																	12	40	172	20
21	4		30																						50	83	21	
22	8	1	8					75												15				50	80	212	22	
23																									30	236	23	
24	84		12					25																	12	80	210	24
25	4		20					30		1										15				15	49	203	25	
26	31	3	100		20			104		19										40				54	136	484	26	
27																				10					40	115	27	
28	7		10					100																	20	40	132	28
29		2	25					50												10				23	125	511	29	
30	6		14					25												10					20	119	30	
31	13	2	20		5			200		2										2					130	442	31	
32	30		25		10			75		9															22	220	1154	32
33			5					15		1															10	93	33	
34	34	3	40		15			150		8															75	350	955	34
35			40																								231	35
36	25	4	50		50			75		5										14					90	414	36	
37																												37
38	37		20					104		2										50				7	15	392	1081	38
39			15																								303	39
40	50	1	2		4			50												20				100	60	591	40	
		578	757	5	465			2304			79								286				98	25	651	4215	15119	

* This will include only such cheese as is made upon the farm. Milk sent to cheese factories will be regarded as milk sold off the farm.

State of Minnesota, enumerated by me on the 4th ending on the 30th day of June, 1870.

Oloman K. Rice, Ass't Marshal.

YEAR ENDING JUNE 1, 1870.

Table with columns for various agricultural products (Cotton, Wool, Peas and Beans, Potatoes, Orchard products, Wine, Produce of Market Gardens, Dairy Products, Seed, Sugar, Bees) and a Total Value column. Rows are numbered 1 to 40. Includes handwritten entries and totals at the bottom.

* This will include only such cheese as is made upon the farm. Milk sent to cheese factories will be regarded as milk sold off the farm.



SCHEDULE 3.—Productions of Agriculture in Cranford Township, in the County of Orange, in the Post Office: Linnwood Va

Table with columns: Name of Agent, Owner, or Manager; Acres of Land (Improved, Unimproved); Present Cash Value; Total amount of wages paid; Live Stock (June 1, 1870) including Horses, Mules and Asses, Milch Cows, Working Oxen, Other Cattle, Sheep, Swine; and Produce during the year including Spring, Winter, Rye, Indian Corn, Oats, Barley, Buckwheat, Rice, Tobacco. Rows 1-40 contain individual data points.

1108 446 730 2418 920 97 22 90 19 96 470 646 1252 5110 1069 2715 1201 8 1282



SCHEDULE 3.—Productions of Agriculture in Orange Township, in the County of Orange, in the Post Office: Sumnerwood

Name of Agent, Owner, or Manager.	ACRES OF LAND.			PRESENT CASH VALUE.		Total amount of wages paid during the year, including value of board.	LIVE STOCK, JUNE 1, 1870.								PRODUCE DURING THE								
	Improved.	UNIMPROVED.		Of farm.	Of farming implements and machinery.		Horses.	Mules and Asses.	Milk Cows.	Working Oxen.	Other Cattle.	Sheep.	Swine.	Value of ALL live stock.	WHEAT.		Eye.	Indian Corn.	Oats.	Barley.	Buckwheat.	Rice.	Tobacco.
		No.	Wood-land.												Other unimproved.	Dolls.							
1	2	3	4	5	6	7	8	9	10	11	12	13	14	15	16	17	18	19	20	21	22	23	24
1 Wright John A.	31	18	711	2280	50	0	1	-	2	1	4	12	8	214	-	101	-	400	100	-	2	-	450
2 Ramsey William	48	-	92	3000	10	-	4	2	1	-	4	-	12	420	-	90	-	500	-	-	-	-	400
3 Holland George	20	-	60	1200	10	-	2	-	2	2	2	13	10	253	-	110	-	250	-	-	-	-	-
4 Parker Robert B.	30	-	90	1500	65	-	3	-	2	-	-	4	9	209	-	150	-	150	-	-	-	-	-
5 Clark Leonard A.	40	-	80	1200	75	10	3	-	2	-	3	20	10	304	-	108	-	320	40	-	-	-	-
6 Clark John C.	40	-	70	6000	25	5	1	1	2	-	-	8	8	215	-	31	-	121	-	-	-	-	-
7 Lambeth William H.	75	-	325	2500	50	100	5	-	3	2	6	30	16	392	-	150	-	600	-	-	-	-	-
8 Seige Joseph	8	-	32	300	5	-	1	-	1	2	-	5	2	204	-	50	-	200	-	-	-	-	500
9 Krueger William	10	-	64	800	20	-	2	-	1	-	2	-	5	360	-	120	-	300	-	-	-	-	-
10 Lamborn Andrew	50	-	150	1000	10	-	2	-	1	-	5	9	8	173	-	120	-	200	240	-	-	-	400
11 Lammert William	15	-	155	2000	10	-	1	-	3	-	2	-	8	150	-	90	-	150	-	-	-	-	-
12 Obermeyer William	155	-	182	3000	100	150	1	2	2	-	7	20	24	358	-	250	-	125	200	28	-	-	-
13 Kuschmeyer Hermann	24	-	16	400	120	-	3	-	3	-	2	7	13	272	-	63	4	125	20	47	-	-	-
14 Schmitt Henry	40	-	120	1800	125	171	3	1	2	-	3	9	30	316	-	160	-	100	20	90	-	-	-
15 Puder Fritz	40	-	120	800	75	-	2	-	3	-	2	-	20	195	-	108	-	250	100	-	-	-	-
16 Kinn John C.	100	-	100	5000	150	50	2	3	4	2	4	25	60	760	-	210	-	150	200	-	-	-	-
17 Wehner Fritz	40	-	240	800	30	20	-	4	2	-	4	10	17	624	-	150	-	160	100	-	-	-	-
18 Kellner August	20	-	100	700	70	-	2	-	1	-	1	8	15	163	-	20	-	105	25	-	-	-	-
19 Clark Thomas	25	-	51	550	150	-	3	-	2	-	3	8	23	244	-	120	-	110	25	-	-	-	300
20 Hicks Mary	25	-	45	1200	10	-	2	-	2	-	2	9	10	167	-	119	-	300	50	-	-	-	-
21 Koch August	30	-	100	1500	500	150	3	-	3	-	3	7	24	347	-	220	-	275	50	30	-	-	-
22 Gramer Fritz	15	-	65	490	10	20	1	1	1	2	1	5	7	153	-	100	-	100	20	-	-	-	-
23 Schuttmeyer William	10	-	20	450	10	-	2	-	1	-	2	5	15	190	-	40	-	50	20	-	-	-	-
24 Prunser Simon	10	-	-	120	0	-	1	-	1	-	2	4	4	82	-	25	-	30	15	-	-	-	-
25 Berger August	82	-	108	3000	650	200	1	4	3	-	-	10	1115	-	103	6	150	120	-	-	-	-	-
26 Wehner William	50	-	150	2000	200	400	4	1	2	-	2	7	11	387	-	300	-	450	100	100	-	-	-
27 Williams Elias C.	23	-	92	1150	10	-	2	-	2	-	5	4	11	199	-	67	-	105	37	-	-	-	-
28 Winters David A.	100	25	625	4800	300	300	3	-	4	4	6	5	20	255	-	314	-	200	-	-	-	-	-
29 Butcher Elizabeth	13	-	182	1000	25	-	2	-	2	-	2	8	10	173	-	60	-	210	50	-	-	-	-
30 Ackerman Martha	25	-	135	800	15	-	1	-	1	-	-	4	6	86	-	250	-	180	-	-	-	-	-
31 Ward Mathias	30	-	120	1000	100	-	3	-	1	-	2	-	10	185	-	100	-	180	60	-	-	-	-
32 Deunel John	35	-	95	600	50	-	2	-	2	-	1	12	4	162	-	100	-	115	-	-	-	-	-
33 Holt Simon	25	-	85	6000	50	-	2	-	2	-	6	20	20	315	-	250	-	100	50	-	-	-	-
34 Deane Samuel	40	-	40	480	50	-	4	-	2	-	3	12	12	267	-	150	-	110	50	-	-	-	-
35 Perkins Ephraim	15	-	15	200	0	-	1	-	1	-	-	-	-	30	-	-	-	50	-	-	-	-	-
36 Wolf Nicholas	20	-	20	400	25	-	2	-	1	-	2	13	12	178	-	75	-	200	-	-	-	-	-
37 Cooper Robert H.	40	-	160	1200	50	-	3	-	3	-	5	20	15	375	-	100	-	150	-	-	-	-	-
38 Wolf George	10	-	39	150	10	-	1	-	-	-	-	-	15	60	-	10	-	50	-	-	-	-	-
39 Williams George	20	-	20	400	20	-	1	-	1	-	2	-	8	135	-	50	-	100	-	-	-	-	-
40 Anthony Simon	35	-	85	1200	75	-	1	2	3	-	-	8	11	348	-	200	-	210	80	-	-	-	-
	1850	43	5074	52550	3282	1681	83	21	77	15	100	331	521	1110	4664	10	7531	1732	2954	2			2050

6
 State of Wisconsin, enumerated by me on the 11th day of December, 1870.

, Ass't Marshal.

YEAR ENDING JUNE 1, 1870.

No.	Cotton. Bales (50 lbs.)	Wool. Lbs.	Peas and Beans. Bush.	POTATOES.		Orchard products. Dolls.	Wine. Gallons.	Produce of Market Gardens. Dolls.	DAIRY PRODUCTS.			SEED.			Hops. Lbs.	Hemp. Tons.	Flax. Lbs.	Flax-seed. Bush.	Silk cocoons. Lbs.	SUGAR.			BEES.		Forest products. Dolls.	Value of Home Manufactures. Dolls.	Value of animals slaughtered or sold for slaughter. Dolls.	TOTAL VALUE. Dolls.		
				Irish. Bush.	Sweet. Bush.				Butter. Lbs.	Cheese* Lbs.	Milk sold. Gallons.	Hay. Tons.	Clover. Bush.	Grass. Bush.						Maple. Lbs.	Cane. Hhds. (1,000 lbs.)	Molasses. Gallons.	Wax. Lbs.	Honey. Lbs.						
																													25	26
1		20		15		2				80												13		15		102	60	526		
2				15		20				150														20				70	388	
3		26				5				90			6													60	120	434		
4		8		15		10				20			1															90	285	
5		35		10		1				40																40	70	388		
6		16		2						20													10			20	60	309		
7		50		12		20				80			4										24			30	471	1014		
8		10		30						28																	50	40	238	
9				10		10				50			4													20	120	509		
10				15						50																		60	199	
11				15						50																		80	258	
12		20		18						25			2														210	200	596	
13		10		50						50																50	180	440		
14		20								45			1														35	100	370	
15		25		20						50																	10	105	269	
16		50		25		120				75			3														50	120	627	
17		60		40		25				50			1										15			30	110	387		
18		16		25						25																		70	221	
19		20		15						50			1														30	120	339	
20		20	2	10						50																		70	346	
21		25	3	50						75			2														25	340	842	
22		10		10		2				25			1										10				80	226		
23		10		15						25													6					40	121	
24		8		10						25																	12	30	99	
25				20						50			1														20	222		
26		14		30		10				75			1										20			30	140	748		
27		8		18						50																		58	178	
28		15		50		100				75			12	4													60	108	709	
29		20		10		4				50																		60	258	
30		10		6		10				50																		40	290	
31				50		50				25																		40	240	
32		20		30		20	180			50																		50	409	
33		40		25						50																		75	355	
34		25		8		3				45													20			60	100	306		
35				5						25																			30	
36		30		20						30																		40	60	274
37		50		25		5				90																	30	55	282	
38				5		20				25																		50	90	
39				15		4				20																		60	161	
40		16		30						25			2										15			15	100	468		
	713	5	774			441	180			1775			42	4								134		35		839	3822	14566		

* This will include only such cheese as is made upon the farm. Milk sent to cheese factories will be regarded as milk sold off the farm.

7 State of Missouri, enumerated by me on the 29th day of June, 1870.

Donald W. Kidd, Ass't Marshal.

YEAR ENDING JUNE 1, 1870.

Table with columns for various agricultural products (Cotton, Wool, Peas and Beans, Potatoes, Dairy Products, Seed, Sugar, Dees) and rows numbered 1 to 40. Includes a 'TOTAL VALUE' column on the right and handwritten totals at the bottom.

* This will include only such cheese as is made upon the farm. Milk sent to cheese factories will be regarded as milk sold off the farm.

State of Massachusetts, enumerated by me on the 29th 24th 25th day of December, 1870.

Oliver W. Kild, Ass't Marshal.

YEAR ENDING JUNE 1, 1870.																															TOTAL VALUE.									
Cotton. Bales (50 lbs.)	Wool. Lbs.	POTATOES.			Orchard products. Dolls.	Wine. Gallons.	Produce of Market Gardens. Dolls.	DAIRY PRODUCTS.			SEED.			Hops. Lbs.	Hemp. Tons.	Flax. Lbs.	Flax seed. Bush.	Silk cocoons. Lbs.	SUGAR.		Molasses. Gallons.	BEES.		Forest products. Dolls.	Value of Home Manufactures. Dolls.	Value of animals slaughtered or sold for slaughter. Dolls.	Estimated value of all farm production, including horticulture, and additions to stock. Dolls.													
		Pens and Beens. Dust.	Irish. Bush.	Sweet. Bush.				Butter. Lbs.	Cheese.* Lbs.	Milk sold. Gallons.	Hay. Tons.	Clover. Bush.	Grass. Bush.						Maple. Lbs.	Cane. Hhds. (1,000 lbs.)		Wax. Lbs.	Honey. Lbs.																	
																												25	26	27	28	29	30	31	32	33	34	35	36	37
754		620			666		1443			80								486		881/4863		18661																		

* This will include only such cheese as is made upon the farm. Milk sent to cheese factories will be regarded as milk sold off the farm.

SCHEDULE 3.—Productions of Agriculture in Jackson Township, in the County of Osage

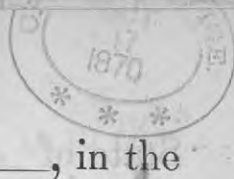
Post Office: Linnwood Mo



Table with 24 columns: Name of Agent, Owner, or Manager; ACRES OF LAND (Improved, Wood-land, Other unimproved); PRESENT CASH VALUE (Of farm, Of farming implements and machinery); Total amount of wages paid to hired labor; LIVE STOCK, JUNE 1, 1870 (Horses, Males and Asses, Milch Cows, Working Oxen, Other Cattle, Sheep, Swine, Value of All Live Stock); PRODUCE DURING THE YEAR (Wheat, Spring, Winter; Eye, Indian Corn, Oats, Barley, Buckwheat, Rice, Tobacco). Rows list 40 different families and their agricultural data.

1485 65 676 63200 3775 30 104 40 115 20 159 34 627 18706 1 5598 17 9315 3700

SCHEDULE 3.—Productions of Agriculture in Jackson Township, in the County of Osage, in the Post Office: Linwood, Mo.



Name of Agent, Owner, or Manager.	ACRES OF LAND.			PRESENT CASH VALUE.		Total amount of wages paid during the year, including value of board.	LIVE STOCK, JUNE 1, 1870.								PRODUCE DURING THE YEAR.								
	Improved.	UNIMPROVED.		Of farm.	Of farming implements and machinery.		Horses.	Mules and Asses.	Milch Cows.	Working Oxen.	Other Cattle.	Sheep.	Swine.	Value of all live stock.	WHEAT.		Rye.	Indian Corn.	Oats.	Barley.	Buckwheat.	Rice.	Tobacco.
		No.	Wood-land.												Other unimproved.	Dolls.							
	1	2	3	4	5		6	7	8	9	10	11	12	13	14	15	16	17	18	19	20	21	22
Wilson Lindsay	35	-	125	1200	75	-	5	2	3	-	8	26	16	648	-	145	-	400	-	-	-	-	-
Edum Lydia	15	-	65	400	25	-	2	-	2	-	2	10	8	278	-	-	-	200	40	-	-	-	-
Seaton Moses	20	-	100	600	40	-	1	-	2	-	2	2	6	150	-	100	-	250	-	-	-	-	-
Seaton Benjamin	15	-	65	500	20	-	4	-	3	-	-	8	10	258	-	60	-	110	-	-	-	-	-
Seaton Albert	14	-	66	300	10	-	1	-	1	-	-	5	8	160	-	50	-	100	60	-	-	-	-
Barnhart Hoover	75	-	225	3000	100	-	2	2	5	2	5	25	26	620	-	200	2	440	120	-	-	-	-
Castello George M	20	-	240	1000	20	-	2	-	1	-	-	-	-	230	-	60	-	100	40	-	-	-	-
Hahman John	30	-	50	500	80	-	5	1	4	-	4	4	14	680	-	200	2	150	120	-	-	-	-
Hahman Anton	36	-	124	1100	100	-	1	1	1	-	1	5	160	-	80	-	160	60	-	-	-	-	-
Hink John	50	-	230	1500	110	-	2	2	4	-	5	3	22	520	-	260	5	250	120	-	-	-	-
Gershenmy Joe	55	-	225	2000	150	-	-	3	3	-	6	2	8	455	-	250	-	200	120	-	-	-	-
Cottonbrink Frank	35	-	165	1000	120	-	1	1	3	-	4	2	6	325	-	100	-	200	50	-	-	-	-
Wansing John	40	-	160	1400	110	-	2	3	6	-	5	-	8	525	-	130	15	100	160	-	-	-	-
Callahan Edward	35	-	125	1500	120	-	2	1	3	-	5	8	12	405	-	100	-	200	40	-	-	-	-
Massman Anton	25	-	81	500	25	-	2	-	1	-	1	2	5	250	-	90	-	160	140	-	-	-	-
Garner Frank	40	-	230	1800	130	100	4	-	4	-	5	10	20	510	-	210	-	150	80	-	-	-	-
Schoeder John	25	-	205	1000	25	-	2	-	2	-	2	-	5	245	-	150	-	130	100	-	-	-	-
Piecer Sarah	20	-	65	500	125	-	2	-	2	-	-	7	12	248	-	95	-	120	80	-	-	-	-
Walter Henry	20	-	210	1000	60	-	1	-	1	-	-	-	-	120	-	58	-	110	-	-	-	-	-
Driver John	20	-	60	400	30	-	3	-	2	-	-	11	5	276	-	75	-	150	40	-	-	-	-
Williams George	35	-	120	500	50	-	2	-	3	-	-	8	9	258	-	150	-	250	40	-	-	-	-
Barnhart George	40	-	200	3000	120	150	4	-	3	2	15	17	25	750	-	150	-	450	140	-	-	-	-
Shaughnessy Richard	18	-	222	1000	125	-	4	-	2	-	6	-	20	470	-	40	-	200	-	-	-	-	-
Hotterman Ferdinand	70	160	390	500	550	150	4	1	3	-	2	-	50	520	-	400	-	700	200	-	-	-	-
Box John	30	-	120	1200	120	-	2	1	2	-	8	12	250	-	100	-	400	100	-	-	-	-	-
Arens Frank	40	-	160	400	180	-	4	-	3	-	4	20	19	420	-	115	8	150	100	-	-	-	-
Loren Frank	30	-	90	600	120	-	6	1	7	-	7	16	23	950	-	135	-	250	60	-	-	-	-
Lindenbusch Bernard	10	-	150	500	40	-	1	-	-	-	-	10	130	-	25	-	150	30	-	-	-	-	-
Brummet George	60	-	340	1500	240	-	6	6	8	-	12	8	12	1500	-	400	5	200	50	-	-	-	-
Sanbode Luluus	20	-	300	3000	125	-	6	-	6	-	5	10	750	-	200	5	100	50	-	-	-	-	-
Sanbode Steven	20	-	180	1200	125	-	2	2	4	-	4	5	24	505	-	100	5	200	30	-	-	-	-
Box Frank	25	-	255	1000	125	-	2	2	4	-	2	4	20	497	-	110	-	150	50	-	-	-	-
Lochner Henry	100	30	220	2000	500	300	7	10	10	-	15	-	25	1475	-	900	15	200	50	-	-	-	-
Sanbode Henry	50	-	190	1000	320	150	4	2	5	-	6	6	12	708	-	100	-	250	60	-	-	-	-
Risse George	20	-	60	100	10	-	2	-	1	-	2	1	10	105	-	50	-	125	-	-	-	-	-
Lawless Michael	20	-	220	1000	220	-	2	1	3	-	3	5	10	460	-	60	-	200	-	-	-	-	-
Spilleberg Francis	25	-	135	1500	125	-	4	1	4	-	5	10	12	620	-	150	-	300	-	-	-	-	-
Hagenhoff Henry	25	-	95	800	250	-	2	2	3	-	4	6	12	510	-	160	-	250	40	-	-	-	-
Campher Herman	30	-	170	1000	260	-	2	6	7	-	10	4	12	880	-	220	-	300	60	-	-	-	-
Orthals Caspar	25	-	175	900	120	-	2	1	6	-	8	10	11	333	-	150	-	250	50	-	-	-	-
				1313	130	6638	44200	5058	1850	112	52	137	4	160	258	534	19069	6164	54	8715	2480		

SCHEDULE 3.—Productions of Agriculture in Jefferson Township, in the County of Wayne, in the Post Office:



Table with columns: Name of Agent, Owner, or Manager; ACRES OF LAND (Improved, Unimproved); PRESENT CASH VALUE; LIVE STOCK, JUNE 1, 1870 (Horses, Mules, Cows, etc.); PRODUCE DURING THE YEAR (Wheat, Rye, Corn, etc.). Rows 1-40 list individual farmers and their respective data.

1328 4775 55460 9266 1003 89 112 6 103 611 623 15303 4834 36 15048 2680 15



Table with columns: Name of Agent, Owner, or Manager; ACRES OF LAND (Improved, Unimproved); PRESENT CASH VALUE (Of farm, Of farming implements and machinery); LIVE STOCK, JUNE 1, 1870 (Horses, Mules and Asses, Milk Cows, Working Oxen, Other Cattle, Sheep, Swine, Value of all live stock); PRODUCE DURING THE YEAR (Wheat, Spring, Winter, Rye, Indian Corn, Oats, Barley, Buckwheat, Rice, Tobacco).

1 2 3 4 5 6 7 8 9 10 11 12 13 14 15 16 17 18 19 20 21 22 23 24

Walker William 47 - 79 700 90 - 2 1 4 2 1 8 12 405 - - - 100 - - - - - - - - - 1
Miles John M 60 - 260 2500 150 40 - 2 3 2 9 12 14 608 - 280 - 400 - - - - - - - - - 2
Campbell William 20 - 150 1500 50 - 2 - 2 - 1 14 15 209 - 30 - 150 - - - - - - - - - 3
Branson David 900 - 500 8000 150 50 5 9 2 - 40 - 15 950 - 120 - 1500 1400 - - - - - - - - - 4
Williams William J 120 - 183 3500 100 100 7 12 3 2 4 30 4 1570 - 978 - 300 300 - - - - - - - - - 5
Williams Henry 16 - 320 265 15 - 2 - 2 - - 20 10 240 - - - - 300 180 - - - - - - - - - 6
Allen Swift C. 90 - 410 6400 300 200 6 9 8 - 16 25 35 1050 - 220 - 1200 150 - - - - - - - - - 7
Phelps William A 65 - 122 2500 150 100 2 6 5 2 9 22 15 1100 - 320 - 600 400 - - - - - - - - - 8
Scott George 14 - 140 1400 75 25 1 1 2 - 5 12 8 290 - - - - 350 - - - - - - - - - 9
Scott William 83 - 195 2000 60 - 4 - 4 - 2 22 25 427 - 50 - 910 20 - - - - - - - - - 10
Scott Alexander 12 - - 120 10 - 2 - 2 - 2 7 20 227 - 70 - 250 30 - - - - - - - - - 11
Lunge Fritz 25 - 75 900 80 - 2 1 3 - 2 12 21 410 - 260 - 110 80 - - - - - - - - - 12
Weiman Anton 25 - 128 1500 90 - 1 2 2 - 1 7 18 287 - 40 - 150 90 2 - - - - - - - - - 13
Branson Madison 40 - 220 2600 250 60 6 1 2 - 9 17 40 610 - 230 - 330 180 36 - - - - - - - - - 14
Hawkins William 38 - 72 500 75 - 1 - 1 - 1 6 4 188 - 14 - 150 20 - - - - - - - - - 15
Smith Lewis 20 - 180 800 10 - 2 1 2 - 1 7 20 267 - 69 - 180 20 - - - - - - - - - 16
Felsman Henry 40 - 120 1600 25 - 2 1 2 2 2 13 10 343 - 60 - 130 50 - - - - - - - - - 17
Branson Nancy 30 - 240 3100 90 - 6 4 4 2 4 12 24 765 - 120 - 468 150 - - - - - - - - - 18
Branson Thomas 50 - 215 1500 75 - 7 1 7 2 3 20 30 750 - 210 - 400 60 - - - - - - - - - 19
Scott Morton 8 - - 180 25 - 2 1 2 - 1 5 10 245 - 79 - 150 20 - - - - - - - - - 20
Francis Burton 17 - 29 600 75 - 2 - 2 1 1 15 20 225 - 108 - 160 - - - - - - - - - 21
Moss John 35 - 125 1000 25 - 2 - 2 1 1 2 10 182 - 80 - 120 - - - - - - - - - 22
Griffith Ewing 20 - 20 400 25 - 1 2 2 - 5 1 20 360 - 156 - 250 40 - - - - - - - - - 23
Matthews Thomas C 56 - 169 3000 150 - 6 1 4 2 6 16 11 505 - 169 - 300 160 - - - - - - - - - 24
Boase Samuel 45 - 215 3000 175 - 2 - 2 4 9 20 30 490 - 150 - 200 60 10 - - - - - - - - - 25
Francis Samuel 70 - 150 2500 50 - 7 3 3 7 9 20 15 675 - 278 12 480 90 - - - - - - - - - 26
Boase George A 20 - 20 500 10 - 2 1 2 - 3 20 213 - 43 - 100 - - - - - - - - - 27
Johns Carl 20 - 100 1200 80 - 2 1 2 1 1 9 11 270 - 90 - 120 700 - - - - - - - - - 28
Boase Crawford 25 - 205 250 80 - 3 1 2 - 1 10 19 279 - 165 - 400 - - - - - - - - - 29
Searcy Charles 18 - 192 500 5 - 1 1 1 1 1 9 7 216 - 19 - 50 - - - - - - - - - 30
Francis Wallace 30 - 90 500 15 - 1 2 2 - - 6 14 350 - 65 - 200 200 - - - - - - - - - 31
Miles Charles W 50 - 230 2000 100 - 3 1 2 2 4 - 16 675 - 414 - 150 - - - - - - - - - 32
Almeyer Fritz 25 - 95 1200 80 - 2 - 2 - 3 - 21 299 - 234 - 140 40 12 - - - - - - - - - 33
Rogers David 50 - 70 1500 25 - 9 - 1 - - 9 4 222 - 102 - 420 - - - - - - - - - 34
Hessler Pleasent 29 - 57 800 80 - 2 - 2 - 2 25 19 285 - 109 - 180 20 - - - - - - - - - 35
Baker John 20 - 69 900 25 - 1 1 2 1 2 24 20 304 - 92 - 200 - - - - - - - - - 36
Pursygel John W 40 - 120 200 100 - 9 2 4 - 9 15 30 655 - 769 18 300 100 100 - - - - - - - - - 37
Hudwick Christian 30 - 90 1000 80 - 2 - 2 - 2 9 6 228 - 200 12 100 20 - - - - - - - - - 38
Schully Leopold 30 - 50 800 60 - 1 2 1 2 1 2 10 302 - 60 - 150 20 - - - - - - - - - 39
Lisman George 25 - 205 1200 25 - 1 - 2 - 2 6 6 166 - 46 - 180 - - - - - - - - - 40

162 608 663 8135 575 109 53 104 24 140 476 647 1843 6070 42 11908 4550 160

SCHEDULE 3.—Productions of Agriculture in Jefferson Township, in the County of Orange, in the Post Office: Spinnwood No.



Table with columns: Name of Agent, Owner, or Manager; ACRES OF LAND (Improved, Wood-land, Other unimproved); PRESENT CASH VALUE (Of farm, Of farming implements and machinery); Total amount of wages paid during the year; LIVE STOCK, JUNE 1, 1870 (Horses, Mules and Asses, Milch Cows, Working Oxen, Other Cattle, Sheep, Swine, Value of all live stock); WHEAT (Spring, Winter, Rye, Indian Corn, Oats, Barley, Buckwheat, Rice, Tobacco); and row numbers 1-40.

SCHEDULE 3.—Productions of Agriculture in Jefferson Township, in the County of Orange

Post Office: Summerville



Table with 24 columns: Name of Agent, Owner, or Manager; Acres of Land (Improved, Woodland, Other unimproved); Present Cash Value (Of farm, Of farming implements and machinery); Total amount of wages paid during the year; Live Stock (Horses, Mules and Asses, Milch Cows, Working Oxen, Other Cattle, Sheep, Swine, Value of all live stock); Produce during the year (Wheat, Spring, Winter, Rye, Indian Corn, Oats, Barley, Buckwheat, Rice, Tobacco).

730/2, 312, 22210, 248, 507, 74, 9, 62, 6, 69, 286, 677, 897, 3816, 30, 5820, 1375, 602

State of Wisconsin, enumerated by me on the 20th day of August, 1870.

Ass't Marshal.

YEAR ENDING JUNE 1, 1870.

Table with 52 columns (Cotton, Wool, Peas and Beans, Potatoes, Orchard products, Wine, Produce of Market Gardens, Dairy Products, Seed, Sugar, Berries, Forest products, Value of Home Manufactures, Value of animals slaughtered or sold for slaughter, Estimated value of all farm production) and 40 rows of data.

* This will include only such cheese as is made upon the farm. Milk sent to cheese factories will be regarded as milk sold off the farm.

State of Missouri, enumerated by me on the 27th ending on the 29th day of July, 1870.

Jonathan Kidd, Ass't Marshal.

YEAR ENDING JUNE 1, 1870.

Table with columns for various agricultural products (Cotton, Wool, Peas and Beans, Potatoes, Dairy Products, Seed, Sugar, Bees, etc.) and rows numbered 1 to 40. Includes a 'TOTAL VALUE' column on the right.

* This will include only such cheese as is made upon the farm. Milk sent to cheese factories will be regarded as milk sold off the farm.

State of Missouri, enumerated by me on the 5th day of August, 1870.

J. Jordan, Ass't Marshal.

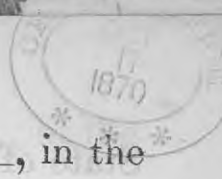
YEAR ENDING JUNE 1, 1870.

Table with 52 columns (25-52) and 40 rows (1-40). Columns include categories like Cotton, Wool, Peas and Beans, Potatoes, Dairy Products, SRED, Sugar, and Bees. Each cell contains numerical data representing production or value. A summary row at the bottom totals the values for each category.

* This will include only such cheese as is made upon the farm. Milk sent to cheese factories will be regarded as milk sold off the farm.

SCHEDULE 3.—Productions of Agriculture in Washington Township in the County of Osage, in the Post Office: Linwood Missouri

Table with 24 columns: Name of Agent, Owner, or Manager; ACRES OF LAND (Improved, Wood-land, Other unimproved); PRESENT CASH VALUE (Of farm, Of farming implem. and machinery); LIVE STOCK, JUNE 1, 1870 (Horses, Males and Asses, Milch Cows, Working Oxen, Other Cattle, Sheep, Swine, Value of All Live Stock); and PRODUCE DURING THE YEAR (WHEAT: Spring, Winter; Bye; Indian Corn; Oats; Barley; Buckwheat; Rice; Tobacco).



24
23

1131 8484 56650 3690 690 105 75 146 3 176 276 707 20900 10252 101 8285 2555 165 10

State of Missouri, enumerated by me on the 25th day of September, 1870.


Jonathan K. Reed, Ass't Marshal.

YEAR ENDING JUNE 1, 1870.

Table with 52 columns for various agricultural products and 40 rows for individual farms. Columns include Cotton, Wool, Peas and Beans, Potatoes, Orchard products, What, Produce of Market Gardens, Dairy Products, Seed, Hops, Hemp, Flax, Flax-seed, Silk cocoons, Sugar, Molasses, Bees, Forest products, Value of Home Manufactures, Value of animals slaughtered or sold for slaughter, and Total Value. Rows 1-40 contain handwritten data for each farm, with a summary row at the bottom.

* This will include only such cheese as is made upon the farm. Milk sent to cheese factories will be regarded as milk sold off the farm.

29845



SCHEDULE 3.—Productions of Agriculture in *Washington Township*, in the County of *Osage*, in the Post Office: *Simwood Mo*

Table with 24 columns: Name of Agent, Owner, or Manager; ACRES OF LAND (Improved, Woodland, Other unimproved); PRESENT CASH VALUE (Of farm, Of farming implements and machinery, Total amount of wages paid during the year including value of board); LIVE STOCK, JUNE 1, 1870 (Horses, Mules and Asses, Milch Cows, Working Oxen, Other Cattle, Sheep, Swine, Value of ALL live stock); PRODUCE DURING THE YEAR (WHEAT: Spring, Winter, Rye, Indian Corn, Oats, Barley, Buckwheat, Rice, Tobacco).

Summary row with handwritten totals: 1247, 5267, 67900, 3765, 1455, 84, 39, 101, 6, 154, 281, 538, 16516, 4576, 116, 11960, 285, 140, 1300.

