



State of Missouri, enumerated by me on the 1st day of June, 1870.  
 , Ass't Marshal.

YEAR ENDING JUNE 1, 1870.

	YEAR ENDING JUNE 1, 1870.																							TOTAL VALUE.					
	Cotton. <small>Bales (50 lbs.)</small>	Wool. <small>Lbs.</small>	Peas and Beans. <small>Bush.</small>	POTATOES.		Orchard products. <small>Dolls.</small>	Wine. <small>Gallons.</small>	Produce of Market Gardens. <small>Dolls.</small>	DAIRY PRODUCTS.			SEED.			Hops. <small>Lbs.</small>	Hemp. <small>Tons.</small>	Flax. <small>Lbs.</small>	Flax seed. <small>Bush.</small>	Silk cocoons. <small>Lbs.</small>	SUGAR.		Molasses. <small>Gallons.</small>	BEES.		Forest products. <small>Dolls.</small>	Value of Home Manufactures. <small>Dolls.</small>	Value of animals slaughtered or sold for slaughter. <small>Dolls.</small>	Estimated value of all farm production, including but excluding additions to stock. <small>Dolls.</small>	
				Irish. <small>Bush.</small>	Sweet. <small>Bush.</small>				Butter. <small>Lbs.</small>	Cheese.* <small>Lbs.</small>	Milk sold. <small>Gallons.</small>	Hay. <small>Tons.</small>	Clover. <small>Bush.</small>	Grass. <small>Dush.</small>						Maple. <small>Lbs.</small>	Cane. <small>Fbds. (1,000 lbs.)</small>		Wax. <small>Lbs.</small>	Honey. <small>Lbs.</small>					
25	26	27	28	29	30	31	32	33	34	35	36	37	38	39	40	41	42	43	44	45	46	47	48	49	50	51	52		
1				10				200																			300	1	
2																													2
3																													3
4																													4
5																													5
6																													6
7																													7
8																													8
9																													9
10																													10
11																													11
12																													12
13																													13
14																													14
15																													15
16																													16
17																													17
18																													18
19																													19
20																													20
21																													21
22																													22
23																													23
24																													24
25																													25
26																													26
27																													27
28																													28
29																													29
30																													30
31																													31
32																													32
33																													33
34																													34
35																													35
36																													36
37																													37
38																													38
39																													39
40																													40

\* This will include only such cheese as is made upon the farm. Milk sent to cheese factories will be regarded as milk sold off the farm.

SCHEDULE 3.—Productions of Agriculture in Butler Township in the County of Pennsco, in the Post Office: Gayoso Pennsco Co 200

1870

Name of Agent, Owner, or Manager.	ACRES OF LAND.			PRESENT CASH VALUE.		Total amount of wages paid during the year including value of board.	LIVE STOCK, JUNE 1, 1870.								PRODUCE DURING THE YEAR.											
	Improved.	UNIMPROVED.		Of farm.	Of farming implements and machinery.		Horses.	Males and Asses.	Milk Cows.	Working Oxen.	Other Cattle.	Sheep.	Swine.	Value of ALL live stock.	WHEAT.		Rye.	Indian Corn.	Oats.	Barley.	Buckwheat.	Rice.	Tobacco.			
		No.	Wood-land.												Other unimproved.	Dolls.								Dolls.	No.	No.
1	2	3	4	5	6	7	8	9	10	11	12	13	14	15	16	17	18	19	20	21	22	23	24	25		
Baily Susan							2		2		4			20											1	
Robinson W							1	1	2	2	4			30											2	
McElhany Jno									2					4											3	
Jacobs J. G.	50	190	500		100	100	1	2	3	2	10	1		75											4	
Sinton G. H.					100		3	3	2					8											5	
Fisher C		80			160	10	3		3	2				24											6	
Fisher Michael	250	500		2500	100	1100	4		6		10			50		80		1000	150						7	
Bivens Joseph	200	400		2000	200		11	2	4	4	6	16		100											8	
" Avery				2			2		1					40				600							9	
Campbell W									2					10											10	
Louk A	65	190		1000	50	50	4		5	2	10			35											11	
Fisher J. T.	40	185		4000	100	30	2		3	3	7			25											12	
Heck W. M.	40	40		300	20		3		2	3				30											13	
Norris Iron	20	60		150	20		2	1	3	2	3			40											14	
Newton Smith		100		200	25		5		2	4	1			15											15	
Little John Ashau	5	75		160	5		4							15											16	
Maasley W														8											17	
Mason R. W.	15	105		450	8		2		6	2	3			60											18	
Vanover J. W.									3	2	2			7											19	
Stolin Geo	200	850		12000	200	300			4	4	2	8		60											20	
Cherry J. W.							2		3					200											21	
Stancil J. P.	125	1325		12000	200	300	5	1	13	12	115	7		125						2000	100				22	
Butter Green		160			30		3		3	2				60											23	
Polly Anderson					10																				24	
Holyheart L. W.	5	75		200	10	50	2		2					4											25	
Williams James																										26
Miller John	10	70		200	10	20			6		10			6											27	
Stewart John					10	40	1	1	2	2	2			40											28	
Thomas Iron						40			2	2	6			50											29	
Adams Madison							2		2					15											30	
Cavender W											1			10											31	
Ross Stephen						150	2	2	4	4	20			800											32	
Ridd W Stephen						50	2	2	2	2	10			50											33	
Summers Alex	100	253		2500	100	150	6	1	3	4	4	1		4						1500	50				34	
Sanders B. J.					20	50	2		3					25											35	
Isabel							1	1	3					20											36	
Ruddel L. J. Gates	20	60		200	10	50	2		3					3											37	
Baily Monroe	35	85		500	25	50	2		2		4			25											38	
McCollum L.	25	15		600	50		1		3	2	2			40											39	
Rhodes Allen	100	160		5000	100	600	4		4	2	6	25	80	700											40	

305  
5963  
40520  
1613  
2430

80  
21  
118  
55  
103  
1256  
1631  
80  
23800  
300  
540

State of Missouri, enumerated by me on the \_\_\_\_\_ day of \_\_\_\_\_, 1870.

\_\_\_\_\_, Ass't Marshal.

YEAR ENDING JUNE 1, 1870.

Cotton. Bales (450 lbs.)	Wool. Lbs.	Fees and Bonus. Bush.	POTATOES.		Orchard products. Dolls.	Wine. Gallons.	Produce of Market Gardens. Dolls.	DAIRY PRODUCTS.			Hay. Tons.	SEED.		Hops. Lbs.	Hemp. Tons.	Flax. Lbs.	Flax seed. Bush.	Silk cocoons. Lbs.	SUGAR.			BEES.		Forest products. Dolls.	Value of Home Manufactures. Dolls.	Value of animals slaughtered or sold for slaughter. Dolls.	TOTAL VALUE. Dolls.			
			Irish. Bush.	Sweet. Bush.				Butter. Lbs.	Cheese.* Lbs.	Milk sold. Gallons.		Clover. Bush.	Grass. Bush.						Maple. Lbs.	Cane. Hhds. (1,000 lbs.)	Molasses. Gallons.	Wax. Lbs.	Honey. Lbs.							
25	26	27	28	29	30	31	32	33	34	35	36	37	38	39	40	41	42	43	44	45	46	47	48	49	50	51	52			
																									100	100	400	1		
																										50	450	2		
																											50	3		
																										100	300	4		
			50	50																						100	600	5		
	2	40	30	30	20	50		100													50					100	1000	6		
		20																									200	1200	7	
																											200	2000	8	
	100																									400	3000	9		
																										50	300	10		
																											100	1000	11	
																												720	12	
																											10	200	13	
																											50	150	14	
																												50	150	15
																													50	16
																														17
																														18
							50																				50	500	19	
																												180	20	
																												200	21	
																												500	22	
																												300	23	
																												2400	24	
																														25
																												310	26	
																												200	27	
																												360	28	
																												500	29	
																												300	30	
																										15	400	31		
																														32
																												800	33	
																										200	500	34		
																										100	300	35		
																											200	1000	36	
																														37
																												120	38	
																												40	300	39
																												200	500	40
																												100	1500	40
	2	100	30	80	70	50		50	100												50					100	2305	22390		

\* This will include only such cheese as is made upon the farm. Milk sent to cheese factories will be regarded as milk sold off the farm.



SCHEDULE 3.—Productions of Agriculture in Butler Township, in the County of Pemiscot, in the Post Office: Gayoso Pemiscot Co Mo

1	ACRES OF LAND.			PRESENT CASH VALUE.		7	LIVE STOCK, JUNE 1, 1870.								PRODUCE DURING THE											
	Improved.	UNIMPROVED.		Of farm.	Of farming imple- ments and ma- chinery.		Total amount of wages paid during the year, in- cluding value of board.	Horses.	Mules and Asses.	Milch Cows.	Working Oxen.	Other Cattle.	Sheep.	Swine.	Value of ALL live stock.	WHEAT.		Rye.	Indian Corn.	Oats.	Barley.	Buckwheat.	Rice.	Tobacco.		
		No.	Wood-land.													Other unim- proved.	Dolls.								Dolls.	Dolls.
	No.	No.	No.	Dolls.	Dolls.		Dolls.	No.	No.	No.	No.	No.	No.	No.	Dolls.	Bush.	Bush.	Bush.	Bush.	Bush.	Bush.	Bush.	Lbs.	Lbs.		
2	3	4	5	6	7	8	9	10	11	12	13	14	15	16	17	18	19	20	21	22	23	24				
1							1		2		6	8	6	200											1	
2							1		2		5		15	250											2	
3	70	80		2500	100			2	1	2	5		50	500			2000								3	
4						200	1	2	2	2	1			350											4	
5	70	58		1000			1						150	600			2500	50							5	
6	100	700		2000	100	300	2		4	2	4		50	350			2000						100		6	
7	50	150		500	20		2		4	4	2		14	150			300						50		7	
8								2					25	250			900						50		8	
9	25	195		500	100		4	1	4	2	5	4	30	400			1000								9	
10	20	60		200	50		2		1		1		8	200			600						100		10	
11							1		3	2	1		16	225			600								11	
12							1	1					6	40	200		1000								12	
13	70	675		1000	100	50	3	1	7	2	20		40	600			1400						50		13	
14	100	5000		1500	800	1000	4	4	10	14	30		200	3000			700								14	
15	140	167		5000	100	200	9	1	8	8	30	10	200	2700			2000								15	
16																										16
17																										17
18																										18
19																										19
20																										20
21																										21
22																										22
23																										23
24																										24
25																										25
26																										26
27																										27
28																										28
29																										29
30																										30
31																										31
32																										32
33																										33
34																										34
35																										35
36																										36
37																										37
38																										38
39																										39
40																										40
	645	1085		14200	1370	1750	30	14	50	98	110	28	844	9975			15000	80						350		

State of *Missouri*, enumerated by me on the \_\_\_\_\_ day of \_\_\_\_\_, 1870.

\_\_\_\_\_, Ass't Marshal.

YEAR ENDING JUNE 1, 1870.

Cotton. Bales (50 lbs.)	Wool. Lbs.	Peas and Beans. Bush.	POTATOES.		Orchard products. Dolls.	Wine. Gallons.	Produce of Market Gardens. Dolls.	DAIRY PRODUCTS.			SEED.			SUGAR.			BEES.		Forest products. Dolls.	Value of Home Manufactures. Dolls.	Value of animals slaughtered or sold for slaughter. Dolls.	TOTAL VALUE.							
			Fresh. Bush.	Sweet. Bush.				Butter. Lbs.	Cheese.* Lbs.	Milk sold. Gallons.	Hay. Tons.	Clover. Bush.	Grass. Bush.	Hops. Lbs.	Hemp. Tons.	Flax. Lbs.	Flax seed. Bush.	Silk cocoons. Lbs.				Maple. Lbs.	Cane. Hhds. (1,000 lbs.)	Molasses. Gallons.	Wax. Lbs.	Honey. Lbs.	Dolls.		
25	26	27	28	29	30	31	32	33	34	35	36	37	38	39	40	41	42	43	44	45	46	47	48	49	50	51	52		
			20																							75	150	1	
																										100	300	2	
																										200	1500	3	
																										100	1800	4	
																										200	1500	5	
																										100	500	6	
																										150	800	7	
																										100	700	8	
																										100	300	9	
																											200	10	
																											300	11	
																											400	12	
																										200	1000	13	
																										500	2000	14	
3	20		50		25			250																	50	900	2300	15	
																													16
																													17
																													18
																													19
																													20
																													21
																													22
																													23
																													24
																													25
																													26
																													27
																													28
																													29
																													30
																													31
																													32
																													33
																													34
																													35
																													36
																													37
																													38
																													39
																													40
3	20		70		25			250																		50	2725	12950	

\* This will include only such cheese as is made upon the farm. Milk sent to cheese factories will be regarded as milk sold off the farm.



State of Missouri, enumerated by me on the \_\_\_\_\_ day of \_\_\_\_\_, 1870.  
 \_\_\_\_\_, Ass't Marshal.

YEAR ENDING JUNE 1, 1870.

	Cotton. (450 lbs.)	Wool. Lbs.	Peas and Beans. Bush.	POTATOES.		Orchard products. Dolls.	Wine. Gallons.	Produce of Market Gardens. Dolls.	DAIRY PRODUCTS.			SEED.			Hops. Lbs.	Hemp. Tons.	Flax. Lbs.	Flax-seed. Bush.	Silk cocoons. Lbs.	SUGAR.		Molasses. Gallons.	BEES.		Forest products. Dolls.	Value of Home Manufactures. Dolls.	Value of animals slaughtered or sold for slaughter. Dolls.	TOTAL VALUE. Dolls.																						
				Irish. Bush.	Sweet. Bush.				Butter. Lbs.	Cheese* Lbs.	Milk sold. Gallons.	Hay. Tons.	Clover. Bush.	Grass. Bush.						Maple. Lbs.	Cane. Hds. (1,000 lbs.)		Wax. Lbs.	Honey. Lbs.																										
	25	26	27	28	29	30	31	32	33	34	35	36	37	38	39	40	41	42	43	44	45	46	47	48	49	50	51	52																						
1																												1000																						
2																																																		
3																																																		
4			2	10					50		10															50		280																						
5			10	10																								200																						
6			4						60																			500																						
7																												400																						
8			40	20					100		10																	1600																						
9						25		25	100		50														30			100																						
10			5	20					50																		200	300																						
11				21					50																			50																						
12			20	20	30				30																			150																						
13																						100						527																						
14		12		75	100																	160			50	150		598																						
15		9	60	30		30																					300	1500																						
16	1				15				100																		200	500																						
17		21		25					500		2													100			300	1500																						
18																												20172																						
19																												600																						
20	1				25																	30				100	300	392																						
21									50																		150	275																						
22	7	20		10	5	100			250																		500	2292																						
23	2																											300																						
24				10					50																		315	730																						
25			20	10	200				50																		300	937																						
26	1/2		20	8	50	25			50																		300	675																						
27					20				30																		160	190																						
28																												200																						
29			3		20				50																			150																						
30				100		25			200																		1300	3400																						
31			2	12	40	100	25	25	75															3	24		800	1867																						
32	3		1	10	10				50																		300	706																						
33																												1010																						
34																												1030																						
35																												2140																						
36																												496																						
37																												346																						
38																																																		
39																												100																						
40																																																		
																									15	6	15	99	51	30	25	50	195			70	2							490	3	124		80	1425	47103

\* This will include only such cheese as is made upon the farm. Milk sent to cheese factories will be regarded as milk sold off the farm.



SCHEDULE 3.—Productions of Agriculture in  
Post Office: Gayoso Pennsylv. Co. Mo

Gayoso Township in the County of Pennsylv in the

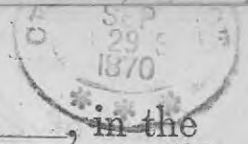


Name of Agent, Owner, or Manager.	ACRES OF LAND.			PRESENT CASH VALUE.			LIVE STOCK, JUNE 1, 1870.								PRODUCE DURING THE									
	Improved.	UNIMPROVED.		Of farm.	Of farming implements and machinery.	Total amount of wages paid to hands including value of board.	Horses.	Mules and Asses.	Milk Cows.	Working Oxen.	Other Cattle.	Sheep.	Swine.	Value of ALL live stock.	WHEAT.		Rye.	Indian Corn.	Oats.	Barley.	Buckwheat.	Rice.	Tobacco.	
		No.	Wood-land.												Other unimproved.	Doll.								Doll.
1	2	3	4	5	6	7	8	9	10	11	12	13	14	15	16	17	18	19	20	21	22	23	24	
1 Lamull Wm W	50	110		800	100	506	6	2	6	6	10	1	75	200				2000						1
2 Wayer Geo W	140	550		1200	20	125	4		5	4	25	1	30	900				1800	10					2
3 Relf W W	40	450		400	20	100	1	1	3	2	6		20	395				490						3
4 Buchanan Jas.						350			1				30	100				400						4
5 Bethel Henry	8	72		50	10	25	3		4	2	6	1	30	675				800						5
6 Smith J. S.	11	39		100	10		3	1	1		2		12	385				400						6
7 Frost Wm R							1							100										7
8 Thompson Jm W							1		1	2			1	125										8
9 Humphrey John								1	3	7			9	170				150						9
10 Hillin S. S.	15	65		300	10				2	5			15	100				150						10
11 Wilson W C	80	80		600	20	100	6	11		25	14	50	800				1000	20					200	11
12 Fisher A. A				5	75		1	3	2	4	8	65	420				500							12
13 Fisher Wm J							3	1		2			25	400										13
14 Lacey C. D.									2	2			20	220				150						14
15 Meyers Frank	15	105		200	20	35	2		2	5			20	300				500						15
16 Smith Jas W					25	150	1		5	2	10	3	100	600				800	20					16
17 Gray M. A	50	150		600			4		5	12			600				300							17
18 Frost A C	75	500		1500	25	50	2		4	2	5		75	400				1000						18
19 Burrow W A	46	70		500	10	14	1		2	2	5		78	400				400						19
20 Brown R.							1		3		5		10	150				300						20
21 McGuire									3		6		20	125										21
22 Welch B. Y													19	50										22
23 Faust M A							3		2	2	1		20	300				300						23
24 Pettis J. H.							1		2				6	100										24
25 Masley A. L.							1		6				50	250				400						25
26 Black Nancy									2		1	1	10	50										26
27 Austern H. J.							2				2		40	175										27
28 Williams Jas							3		2		3		30	410				400	10				50	28
29 Arnold Jas																		100						29
30 McFarland H.							2		3		6		30	300				600						30
31 Tresenter John													9	18										31
32 Bush M. C.								1	3		3		15	200				600						32
33 Mitchell Jm							2		2		9		20	350				1500	10					33
34 Judd H. Y.							2		1		5		52	225				800						34
35 Hartwell J							2						15	125										35
36 Threet John							1		5	2	6		40	250				600						36
37 Ayres P. J.									1		1		3	100				250						37
38 Ayres Lewis Jr									2		10		30	100										38
39 Ayres Lewis Sr	40	950		500	30		2	1	6	2	30	10	10	700				500						39
40 Lester C. W	100	340		600	20	500		1	3		5	7	50	300										40
	670	3481		7350	325	1970	54	15	107	90	224	45	1134	11564				7190	70					250

State of Massachusetts, enumerated by me on the 1st day of June, 1870.  
 Ass't Marshal.

YEAR ENDING JUNE 1, 1870.																									TOTAL VALUE.									
Cotton.	Wool.	Fens and Beans.	POTATOES.		Orchard products.	Wine.	Produce of Market Gardens.	DAIRY PRODUCTS.			SEED.			Hops.	Hemp.	Flax.	Flax-seed.	Silk cocoons.	SUGAR.		Molasses.	BEES.		Forest products.	Value of Home Manufactures.	Value of animals slaughtered or sold for slaughter.	Estimated value of all farm produce, including all improvements and additions to stock.							
			Bales (450 lbs.)	Lbs.				Bush.	Bush.	Bush.	Dolls.	Gallons.	Dolls.						Lbs.	Lbs.		Gallons.	Tons.					Bush.	Bush.	Lbs.	Tons.	Lbs.	Bush.	Lbs.
25	26	27	28	29	30	31	32	33	34	35	36	37	38	39	40	41	42	43	44	45	46	47	48	49	50	51	52							
								25																		300	700	1						
			25				10	25																		60	90	2						
																													3					
																													4					
																													5					
	2	2	10				5	100																	10	60	175	6						
		2	5	10				100																			60	175	7					
	40		30	35	100			250																			400	1450	8					
	25		30	5				50																				300	500	9				
			10					50																				50	70	10				
								25																					100	11				
1/2	4	6	20					50																				100	110	12				
			20	10				100																				700	1300	13				
			20	10				50																				250	750	14				
																												125	350	15				
																												10	160	16				
		1/2	5					25																				70	225	17				
								25																				35	230	18				
								50																				100	310	19				
				10				25																					50	20				
				10				25																				50	360	21				
								100																					100	22				
1			20	30				100																					200	1000	23			
3/4								25																					150	650	24			
			20		50			100																					150	475	25			
		3	4	1			5	25																					97	310	26			
	20		10	4				100																					30	30	27			
																													125	400	28			
																													100	100	29			
																													180	375	30			
								25																					150	400	31			
	2		10					30																					56	200	32			
								10																					40	55	33			
			20	30																									42	200	34			
				10																									70	800	35			
1 1/2			15	9	25																									300	36			
	10		15	25																										500	37			
																													500	225	38			
																													200	100	39			
			10																											260	40			
6	10	13	29	189	175		20	1490																								10	4750	14170

\* This will include only such cheese as is made upon the farm. Milk sent to cheese factories will be regarded as milk sold off the farm.



SCHEDULE 3.—Productions of Agriculture in *Gayon Township*, in the County of *Pemiscot*, in the

Post Office: *Gayon Pemiscot Mo*

Name of Agent, Owner, or Manager.	ACRES OF LAND.			PRESENT CASH VALUE.		Total amount of wages paid during the year, in- cluding value of board.	LIVE STOCK, JUNE 1, 1870.									PRODUCE DURING THE											
	Improved.	UNIMPROVED.		Of farm.	Of farming imple- ments and ma- chinery.		Horses.	Mules and Asses.	Milch Cows.	Working Oxen.	Other Cattle.	Sheep.	Swine.	Value of ALL live stock.	WHEAT.			Oats.	Barley.	Buckwheat.	Rice.	Tobacco.					
		Wood-land.	Other unim- proved.												Dolls.	Dolls.	No.						No.	No.	No.	No.	No.
1	2	3	4	5	6	7	8	9	10	11	12	13	14	15	16	17	18	19	20	21	22	23	24				
Moseley G. H.					15	20	2	1	7		9		40	350				500								1	
Buggy Sub G					10		1		3	2			20	250				500								2	
Jackson Caleb							3		3	2	3	4	11	300				500								3	
Jackson Frank							1		1	2	3		20	200												4	
Tremer G. P.							1		1				2	125												5	
Dames Agnes	100	1000		1000	25	100	10		30				30	1200				2000								6	
Gettings James							1		2		2		15	175				300								7	
Kosler G. J.							1				2		4	75				30								8	
Dowdy Man							1		2		3		20	190				250								9	
Dowdy Thomas							2		2		2	3	20	220				400								10	
Nelson G. W.					3		1		1		1		5	125				300						50		11	
Spencer J. L.	60	1140		700	25		1	2	7	2	28	2	40	700				800								12	
Stewart R. H.							2		1		1		10	175												13	
Hays Susan	40	190		500		40	2		10		20	7	40	500				800								14	
Gates W. L.					5		1		2		3		38	110				300							10	15	
McLure W. H.							1		3				13	175				200								16	
Morgan J. C.													23	50												17	
Speer W. W.	100	1500		2000	25	500	4	1	7	4	10		40	960				1000	30							18	
Friend W. A.	50	50		500	25	85	2		3	2	3		15	425				600								19	
Black James							1	1	2		2	11	20	250				600								20	
Ganoeth Ely	60	1500		600			2		4		3		2	300				600								21	
Moore James					10		3		2		2			300				300								22	
																										23	
																											24
																											25
																											26
																											27
																											28
																											29
																											30
																											31
																											32
																											33
																											34
																											35
																											36
																											37
																											38
																											39
																											40

410 5300 5900 143 745 43 5 9 11 4 9 27 42 7 155 9950 60

State of Michigan, enumerated by me on the 1st day of June, 1870.  
 , Ass't Marshal.

YEAR ENDING JUNE 1, 1870.

TOTAL VALUE.

Cotton.	Wool.	Peas and Beans.	POTATOES.		Orchard products.	Wine.	Produce of Market Gardens.	DAIRY PRODUCTS.			SEED.			SUGAR.			BEES.		Forest products.	Value of Home Manufactures.	Value of animals slaughtered or sold for slaughter.	Estimated value of all farm production, including production to stock.							
			Bales (50 lbs.)	Lbs.				Bush.	Bush.	Bush.	Dolls.	Dolls.	Lbs.	Lbs.	Gallons.	Tons.	Bush.	Bush.					Lbs.	Tons.	Lbs.	Bush.	Lbs.	Hds. (1,000 lbs.)	Gallons.
25	26	27	28	29	30	31	32	33	34	35	36	37	38	39	40	41	42	43	44	45	46	47	48	49	50	51	52		
1	1/2	10						10																		40	400	1	
2			14					10																		75	230	2	
3																													3
4	4		4					7																		100	920	4	
5	1			20	5			50																		40	200	5	
6			10	25			10	50																		100	325	6	
7	19				10			100																		350	800	7	
8				50																						100	275	8	
9	1/2																									70	200	9	
10																													10
11																													11
12																													12
13																													13
14																													14
15																													15
16																													16
17																													17
18																													18
19																													19
20																													20
21																													21
22																													22
23																													23
24																													24
25																													25
26																													26
27																													27
28																													28
29																													29
30																													30
31																													31
32																													32
33																													33
34																													34
35																													35
36																													36
37																													37
38																													38
39																													39
40																													40
	1/2						10																			875	2950		

\* This will include only such cheese as is made upon the farm. Milk sent to cheese factories will be regarded as milk sold off the farm.



SCHEDULE 3.—Productions of Agriculture in \_\_\_\_\_, in the County of \_\_\_\_\_, in the Post Office: \_\_\_\_\_

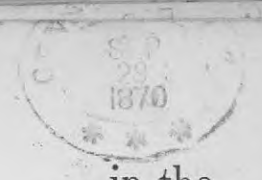
1	ACRES OF LAND.			PRESENT CASH VALUE.		7	LIVE STOCK, JUNE 1, 1870.								PRODUCE DURING THE							
	Improved.	UNIMPROVED.		Of farm.	Of farming implements and machinery.		Horses.	Mules and Asses.	Milk Cows.	Working Oxen.	Other Cattle.	Sheep.	Swine.	Value of ALL live stock.	WHEAT.			Oats.	Barley.	Buckwheat.	Rice.	Tobacco.
		Wood-land.	Other unimproved.												Dolls.	Dolls.	Spring.					
	No.	No.	No.	Dolls.	Dolls.		Dolls.	No.	No.	No.	No.	No.	No.	Dolls.	Bush.	Bush.	Bush.	Bush.	Bush.	Bush.	Bush.	Lbs.
2	3	4	5	6	7	8	9	10	11	12	13	14	15	16	17	18	19	20	21	22	23	24
Liggett Jas B						1	1				4	5	150				800					500
<del>Whittaker, William</del>												13	25									
Bell, Feleung	105	1700		2800	200	400	3	2	4		6	25	1000				4000					
Trude Geo W	80	1000		1500	100	500	3	5	6		10	50	1050				4000					
Allison Tho J					150	150	5		4		20	2	20	800			1300	40				
<del>Anthony Jas H</del>									2			10	50									
Crosshaw Jas C	70	100		1500	75		1		1		2		425				500					
Davidson Cha B		40																				
Brown Tho J	70	1600		1500	75	300	1										2500					
Trisley Jas D	70	2600		2000	75	100	7	2	7	4	15		28	1750			1500					
Ward Hardin W	200	1000		6000	300		5	1	4	2	10		20	1000			3000					
Secoy John	100	500		1000	200	200	2	5	7	2	15		50	1400			1000					
Sherrill Robt H					15	130	2		3		4		20	570			1800					
Yarbrough Johnson		80			150		4	3	4		8		30	1200			2000					
<del>Davidson Tho J</del>	1/2				125	300	2	1	5		30		35	400								
Coland Jere H					15	105	1		1		4		10	190			1200					
Teror Mich J	20	120		100	140		3	1	5	2	4		20	500			600					
Marshall Chas W B						100	1	1			3		12	270			200					
Burton Sophia						25	1	1	1		2		12	275			600					
Braswell Wm J					100		2	1	2		2	5	50	650			1000					
<del>Braswell Wm J</del>							2		4		6	10		490								
Secoy Wm H							1		2		5		15	270			500					
White Miriam					70				1		1		25	170								
White David							1							100								
Stephens Peter G									1	2			8	150								
Bryant James		40					1						4	100								
Camp Jas	25	195		500	125		1	1	5	2	17	1	10	900			900					
<del>Bigwood Tho H</del>					20	30	1		2		3		7	200								
Tarris Jas W	240	400		12000												90	4000					
Tarris Isaiah					250	300	2	9	6	4	8		25	1750			2500					
<del>Dennis David</del>													20	70								
Plemmer Mord																	350					
<del>Wm J</del>										2			5	85								
Dockery John					25	50	2		2	4	2		10	275			800					
Graper Henry					60	30		2	2		3		20	300			500					
Lunningham Frank	100	3000		1000	100	30	3	1	15	2	20		25	900								
Deupsey Abe													17	100			300					
Hannett Wm					5		1		2		2		15	195			250					
Williams Geo													3	15			200					
<del>Shaw Geo</del>							1							100								
		90		2990	2935	2740	60	37	99	26	202	26	624	17515		90	26250	40				500

State of \_\_\_\_\_, enumerated by me on the \_\_\_\_\_ day of \_\_\_\_\_, 1870.  
 \_\_\_\_\_, Ass't Marshal.

YEAR ENDING JUNE 1, 1870.

Cotton. (Bales 450 lbs.)	Wool. Lbs.	Peas and Beans. Bush.	POTATOES.		Orchard products. Dolls.	Wine. Gallons.	Produce of Market Gardens. Dolls.	DAIRY PRODUCTS.			Hay. Tons.	SEED.		Hops. Lbs.	Hemp. Tons.	Flax. Lbs.	Flax-seed. Bush.	Silk cocoons. Lbs.	SUGAR.			BEES.		Forest products. Dolls.	Value of Home Manufactures. Dolls.	Value of animals slaughtered or sold for slaughter. Dolls.	TOTAL VALUE. Dolls.	
			Irish. Bush.	Sweet. Bush.				Butter. Lbs.	Cheese.* Lbs.	Milk sold. Gallons.		Clover. Bush.	Grass. Bush.						Maple. Lbs.	Cane. Hhds. (1,000 lbs.)	Molasses. Gallons.	Wax. Lbs.	Honey. Lbs.					
25	26	27	28	29	30	31	32	33	34	35	36	37	38	39	40	41	42	43	44	45	46	47	48	49	50	51	52	
	10		25					20																		75	1	
																												2
								80																				3
	4		30	15				120																450		150	4	
	4							80																		300	5	
								40																			6	
								20																		100	7	
																												8
																									500	1725	9	
			200					140																150	200	1925	10	
								80																	200	3825	11	
	4							140																	120	2600	12	
								60																	70	570	13	
	4		5					80																	150		14	
								100																	150		15	
								20																	16	190	16	
	1							100																40	70	700	17	
	1/2																								180	270	18	
	2		10					20																	50	275	19	
	4	10						40																	170	650	20	
		20						80																				21
	2		5					40																		125	270	22
								20																				23
																												24
								20																				25
	10																											26
	2							100																	100	1525	27	
								40																				28
	5																							900	200	1200	29	
								120																	200	750	30	
	4																								80		31	
																									60		32	
																												33
				50				40																	100	275	34	
	2							40																60	360	35		
								300		4														1100	1100	36		
	3																								50	100	37	
								40																	50	200	38	
	2																								10	15	39	
																												40
35	50	10	265	65				1980			4														40	1500	4606	19625

\* This will include only such cheese as is made upon the farm. Milk sent to cheese factories will be regarded as milk sold off the farm.



SCHEDULE 3.—Productions of Agriculture in \_\_\_\_\_, in the County of \_\_\_\_\_, in the Post Office: \_\_\_\_\_

Name of Agent, Owner, or Manager.	ACRES OF LAND.			PRESENT CASH VALUE.		Total amount of wages paid during the year, including value of board.	LIVE STOCK, JUNE 1, 1870.								PRODUCE DURING THE YEAR.									
	Improved.	UNIMPROVED.		Of farm.	Of farming implements and machinery.		Horses.	Mules and Asses.	Milk Cows.	Working Oxen.	Other Cattle.	Sheep.	Swine.	Value of ALL live stock.	WHEAT.		Eye.	Indian Corn.	Oats.	Barley.	Buckwheat.	Rice.	Tobacco.	
		No.	Wood-land.												Other unimproved.	Dolls.								Dolls.
1	2	3	4	5	6	7	8	9	10	11	12	13	14	15	16	17	18	19	20	21	22	23	24	
Green Jas H							1							100										
Rufus Maria					50		3		3	2	10		40	500				1000						
Rufus Wiley					100		5	1	3	4	3		60	1180				900						
Houston Randall							2		1		2		20	300				500						
Brown George													8	40										
Tarris Pete													10	20										
Jefferson Jno									1		1		8	45										
Stokes Joe					10		3		1	2	2		10	360				500						
Stokes Charity									3		4		7	100										
Stokes Gus							2		6	2	9		26	500				600						
Fagan Price							1			2			3	200										
Russell Lewis					150		3	1	4	2	10		50	1225				2000						
Bowen Arthur					150		2	2					18	850				2000						
Hicks Porter					120		5	2	5	2	8		20	1050				1000						
Brown John	35	125		600	40		1		5	2	2	4	30	335				500						
Lincoln Henry A	25	55		400	30		2		3	2	6		6	400				640						
Patterson Thos C	22	40		600	100		4		6		5	11	40	650				500						
Patterson Albt L	20	40		600			3		4		5	4	25	500				400						
Austin Wm							4						35	500				800						
Bullock Thos W									2		2		1	50				400						
Secoy Jno F					10		1		1		2		4	215				400						
Thorne Wm									1	2	2		10	200				500						
Turner Robt B							2		6		6		20	300				300						
Coury Jas	20	20		400	75		3		1		1		6	340				600						
Witham Jesse							1		1		2			125				200						
Camp O A	110	150		2000	160		4	4	7		17	18	13	1145				1000						
Champion Mary	20	140		500			2		1		2			250										
Kimb H D							2		2		4		8	300				500						
Citizens Geo							1		1					125										
Crockett Jas W					25		1	1	1		2		20	200				300						
Griffin Wm A					150	200			4	4	5	6		25	1030			200						
Eastwood A B J	40	160		800	170	500	3		7	4	11		50	920				1500						
Scott Peter H		100		250		700												1600						
Davidson Jas B									3		3		15	130				800						
Hale J W									1		1			15										
Hale Eliza	100	1200		2000	100	120	3	2	6	2	15		50	690				4000						
Hale Thos B									1	1	1		5	125										
Early Ben									2		4			60				1200						
Buchanan David							1		3		6		40	200				1000						
Widley Wm C	500	2500		15000	75		2		6	2	15		40	720				300						
	892	4590		23150	1485	1520	67	19	103	23	169	32	492	15995				26140						


State of \_\_\_\_\_, enumerated by me on the \_\_\_\_\_ day of \_\_\_\_\_, 1870.

Ass't Marshal.

YEAR ENDING JUNE 1, 1870.																									TOTAL VALUE.				
Cotton. Bales (450 lbs.)	Wool. Lbs.	Peas and Beans. Bush.	POTATOES.		Orchard products. Dolls.	Wine. Gallons.	Produce of Market Gardens. Dolls.	DAIRY PRODUCTS.			SEED.			Hemp. Tons.	Flax. Lbs.	Flax-seed. Bush.	Silk cocoons. Lbs.	SUGAR.		Molasses. Gallons.	BEES.		Forest products. Dolls.	Value of Home Manufactures. Dolls.	Value of animals slaughtered or sold for slaughter. Dolls.	Estimated value of all farm production, including beehives and additions to stock. Dolls.			
			Irish. Dush.	Sweet. Dush.				Butter. Lbs.	Cheese.* Lbs.	Milk sold. Gallons.	Hay. Tons.	Clover. Bush.	Grass. Bush.					Hops. Lbs.	Maple. Lbs.		Cane. Hhds. (1,000 lbs.)	Wax. Lbs.					Honey. Lbs.		
25	26	27	28	29	30	31	32	33	34	35	36	37	38	39	40	41	42	43	44	45	46	47	48	49	50	51	52		
								60																		100	125		
								60																			130		
	1							20																			40		
								20																					
	1							20																			60		
								60																					
								120																			100		
																											20		
								80																			100		
																											90		
	4		3					100																			130		
		10		10				100																			150	910	
					50			60																			70		
		20						120													10						360		
		10						80													40						150		
	5																										170		
								40																					
	5		15	6				20																			30		
																											40		
																											100		
								20																			80		
	1							20																			100		
	6	25	25	40	40			140																			200		
	1							20																			100		
								40													100						70		
								20																					
								20																			100		
								80																			100		
	3							140																	1000	350	1890		
				40	10																						300		
				50				60																			80	130	
								20																					
								120																			150	2790	
								20																					
								40																				60	
	1			25	15			60																			200	200	
	2							120																			130	2295	
34	65	28	380	121				2060												150	10	150	1000		3810	8400			

\* This will include only such cheese as is made upon the farm. Milk sent to cheese factories will be regarded as milk sold off the farm.





SCHEDULE 3.—Productions of Agriculture in \_\_\_\_\_, in the County of \_\_\_\_\_, in the Post Office: \_\_\_\_\_

1	ACRES OF LAND.			PRESENT CASH VALUE.		7	LIVE STOCK, JUNE 1, 1870.								PRODUCE DURING THE										
	Improved.	UNIMPROVED.		Of farm.	Of farming implements and machinery.		Total amount of wages paid during the year, including value of board.	Horses.	Mules and Asses.	Milk Cows.	Working Oxen.	Other Cattle.	Sheep.	Swine.	Value of ALL live stock.	WHEAT.		Rye.	Indian Corn.	Oats.	Barley.	Buckwheat.	Rice.	Tobacco.	
		No.	Wood-land.													Other unimproved.	Dolls.								Dolls.
	No.	No.	No.	Dolls.	Dolls.		Dolls.	No.	No.	No.	No.	No.	No.	No.	Dolls.	Bush.	Bush.	Bush.	Bush.	Bush.	Bush.	Bush.	Lbs.	Lbs.	
1							3						25	350				500							1
2																		200							2
3	60	80		1200	15		1	2	3	2	6		20	600				1200							3
4									1				7	50											4
5									1		3		15	75											5
6	100	40		3000	50		7	4	9	2	12	11	120	1790				700							6
7							1	3						250											7
8	15	65		200	40		4		7		18		40	440				2000							8
9									1		1		25	100				300							9
10	130	110		2600	30			3	1		1		7	370				3000							10
11					50		3		4	1	3		13	450				1500							11
12	20	40		200			1	1	3		6		30	330				300							12
13					50			1	2		2		17	260				300							13
14	32	80		400	25			2	3		5		14	515				280							14
15													5	30				75							15
16	35	190		400			4		4		8	8	25	500											16
17	20	100		300			1		2		2		6	150				100							17
18								1	2		2		8	150											18
19		320		500			3		2		2	2	22	400											19
20							1							100											20
21	100	140		2500	125			4	5		8		60	640				1000							21
22																									22
23																									23
24																									24
25																									25
26																									26
27																									27
28																									28
29																									29
30																									30
31																									31
32																									32
33																									33
34																									34
35																									35
36																									36
37																									37
38																									38
39																									39
40																									40
		572	2265	11300	385		29	21	50	5	76	21	469	4550				11425							

572 2265 11300 385 29 21 50 5 76 21 469 4550 11425

State of \_\_\_\_\_, enumerated by me on the \_\_\_\_\_ day of \_\_\_\_\_, 1870.

\_\_\_\_\_, Ass't Marshal.

YEAR ENDING JUNE 1, 1870.																									TOTAL VALUE.				
Cotton. Bales (450 lbs.)	Wool. Lbs.	Peas and Beans. Bush.	POTATOES.		Orchard products. Dolls.	Wine. Gallons.	Produce of Market Gardens. Dolls.	DAIRY PRODUCTS.			Hay. Tons.	SEED.			Hemp. Tons.	Flax. Lbs.	Flax-seed. Bush.	Silk cocoons. Lbs.	SUGAR.		Molasses. Gallons.	BEES.		Forest products. Dolls.	Value of Home Manufactures. Dolls.	Value of animals slaughtered or sold for slaughter. Dolls.	Estimated value of all farm produce on hand, including bet- terments and addi- tions to stock. Dolls.		
			Irish. Bush.	Sweet. Bush.				Butter. Lbs.	Cheese.* Lbs.	Milk sold. Gallons.		Clover. Bush.	Grass. Bush.	Hops. Lbs.					Maple. Lbs.	Cane. Hhds. (1,000 lbs.)		Wax. Lbs.	Honey. Lbs.						
25	26	27	28	29	30	31	32	33	34	35	36	37	38	39	40	41	42	43	44	45	46	47	48	49	50	51	52		
1	2		20																							60	350	1	
2	1																										40		2
3								60																			100	1815	3
4								20																			25		4
5								20																			70		5
6	25							180																			140	4940	6
7																													7
8			20					140																			170	660	8
9								20																				100	9
10								20																				3000	10
11								80																				500	11
12								60																			150	530	12
13								40																			50	310	13
14			100					60																			130	940	14
15	3		700																								70		15
16		20						80																				900	16
17								40																				450	17
18	1							40																			60	150	18
19		4						40																				900	19
20																													20
21	9			50				100																		100	200	3265	21
22																													22
23																													23
24																													24
25																													25
26																													26
27																													27
28																													28
29																													29
30																													30
31																													31
32																													32
33																													33
34																													34
35																													35
36																													36
37																													37
38																													38
39																													39
40																													40
	16	49	840	50				1000																		100	1365	18810	

\* This will include only such cheese as is made upon the farm. Milk sent to cheese factories will be regarded as milk sold off the farm.

SCHEDULE 3.—Productions of Agriculture in Little River Township, in the County of Pemiscot, in the

Post Office: Gayoso Pemiscot Co Mo

Name of Agent, Owner, or Manager.	ACRES OF LAND.			PRESENT CASH VALUE.		Total amount of wages paid during the year, including value of board.	LIVE STOCK, JUNE 1, 1870.								PRODUCE DURING THE									
	Improved.	UNIMPROVED.		Of farm.	Of farming implements and machinery.		Horses.	Males and Asses.	Milk Cows.	Working Oxen.	Other Cattle.	Sheep.	Swine.	Value of ALL live stock.	WHEAT.		Rye.	Indian Corn.	Oats.	Barley.	Buckwheat.	Rice.	Tobacco.	
		No.	Woodland.												Other unimproved.	Dolls.								Dolls.
1	2	3	4	5	6	7	8	9	10	11	12	13	14	15	16	17	18	19	20	21	22	23	24	
Godair Francis	80	400		2000	100		5		4	2	10		50	500				1000						
Bailey James					20				1					20	125									
Keimes Nancy		80					1		3					5	150									
McElhanev Jas					10		3		2				1	14	400			300						
Foster William	40	120		1500	10		4		4	2	6	20	20	500			800						50	
Lesieur Frank	20	60		300	10									20	100			100						
Grenard Lewis					500		4		2		3			20	200			200						
Downing Geo	30	250		300	2500		11		3	4	7	5	20	800			300							
Downing Gullen					50		1		2		2			20	200									
Hart John D	35	50		2000	100		4	1	3	2	8		62	1000			600							
Stanfield S.S	22	13		400	50	16	3		2	2	3		40	500			700						300	
Wickerson Henry	25	100		2000	10		1		6	3	8		40	300			200							
Canete David	30			500	10		7		9	2	5	1	30	1000			300						100	
Laws William									1		2			3	50									
Hart James					10				2		4			30	100			200						300
Hunaway Eliza	20	8		150	10		3		4	2	3			20	300			80						
Walker James	20	140		500	125	100	3		4	2	7		125	1000			50							
Walker Newton	15	100		300	25		2		1		2			75	400			500						
Warren Robt	20	140		500	25		2		6	2	10			75	700			600					500	
Castelberry F.M.					10		1		2	2	2			5	250			200						
Kimberly W.W	33	130		600	100	100	3		7		7			75	1000			600	40					
Williamis James	15	8		200	100		3		1					30	200									
Milton John					500		1		3	2	3			20	150									25
Dowdy James	2	79		200	10		3	2						15	300			1500						
Carrier William							2		3					20	200									
Flornoy John	28	270		200	20		2							13	300			175						
Fields Henry									2	1				50	200									
Pemmenter Robert							1		1						150									
Pemmenter Fred							3		2		4			20	500									
Smith Reub					25		3		6	2	25			40	600			500						
Bethel George							3		4		10			60	400			600						
McDuff George									8	5	46				600									
Miller George	20	60		100	10		2		1	2		2	5	150			100							
Summers Alex	130	500		1500	200	30	18	1	20	5	30	20	50	3000			1000							
Lemory D.B	35	45		600	30	20	1		3	2			3	60	200			400						
McElhanev D.B									2					14	75			500						
Adams Delila	22	28		200	20		3		1	2			7	14	250			1000						
Miller John L	63	330		1000	100	50	7		3	2	16	12	40	1000			1500							
Teront Alex									1	2	2	2			150			400						
Teront Charlotte	18	38		180	25				3		3	8	30	150										
	725	2945		15050	4715	316	110	5	133	50	218	79	1232	18550			14405	40						1205

State of Missouri, enumerated by me on the First day of June, 1870.  
 , Ass't Marshal.

YEAR ENDING JUNE 1, 1870.

Cotton.	Wool.	Peas and Beans.	POTATOES.		Orchard products.	Wine.	Produce of Market Gardens.	DAIRY PRODUCTS.			SEED.			SUGAR.			BEES.		Forest products.	Value of Home Manufactures.	Value of animals slaughtered or sold for slaughter.	TOTAL VALUE.									
			Irish.	Sweet.				Butter.	Cheese.*	Milk sold.	Hay.	Clover.	Grass.	Hops.	Hemp.	Flax.	Flax-seed.	Silk cocoons.					Maple.	Cane.	Molasses.	Wax.	Honey.	Dolls.	Dolls.		
Bales (450 lbs.)	Lbs.	Bush.	Bush.	Bush.	Dolls.	Gallons.	Dolls.	Lbs.	Lbs.	Gallons.	Tons.	Bush.	Bush.	Lbs.	Tons.	Lbs.	Bush.	Lbs.	Hds. (1,000 lbs.)	Gallons.	Lbs.	Lbs.	Dolls.	Dolls.	Dolls.	Dolls.					
25	26	27	28	29	30	31	32	33	34	35	36	37	38	39	40	41	42	43	44	45	46	47	48	49	50	51	52				
1	/		100								3															100	600	1			
2																												200	2		
3																												300	3		
4																												410	4		
5																												2310	5		
6																												410	6		
7																											39	150	7		
8	8		4																								50	50	8		
9			4																									250	9		
10		8	200	75	30			30															20					1000	10		
11																												950	11		
12																												2310	12		
13																										20	200	610	13		
14																											80			14	
15	1	2		15				60																	200	45	110		15		
16																												1000	16		
17																											100	400	17		
18																											15	100	500	18	
19			10	10																							15	100	500	19	
20		5	50	50																							15	100	250	20	
21																					20							250	21		
22	1							150													20						300	500	22		
23																												30	150	23	
24																												50	300	24	
25																												250	50	150	25
26																													220	26	
27																														27	
28																														28	
29																														29	
30																											50	300	30		
31																											40	600	31		
32																														32	
33																												260	33		
34																												4700	34		
35																										400	1000	35			
36																												300	36		
37																											50	400	37		
38																												100	700	38	
39																											300	1000	39		
40																													200	40	
	3	10	13	368	150	50		240			3									40		20		515	2334	27840					

\* This will include only such cheese as is made upon the farm. Milk sent to cheese factories will be regarded as milk sold off the farm.

SCHEDULE 3.—Productions of Agriculture in Little River Township, in the County of Vermont, in the  
 Post Office: Gayoso Vermont 6011

Name of Agent, Owner, or Manager.	ACRES OF LAND.			PRESENT CASH VALUE.		Total amount of wages paid during the year, including value of board.	LIVE STOCK, JUNE 1, 1870.								PRODUCE DURING THE										
	Improved.	UNIMPROVED.		Of farm.	Of farming implements and machinery.		Horses.	Mules and Asses.	Milk Cows.	Working Oxen.	Other Cattle.	Sheep.	Swine.	Value of ALL live stock.	WHEAT.		Rye.	Indian Corn.	Oats.	Barley.	Buckwheat.	Rice.	Tobacco.		
		No.	Wood-land.												Other unimproved.	Dolls.								Dolls.	Dolls.
1	2	3	4	5	6	7	8	9	10	11	12	13	14	15	16	17	18	19	20	21	22	23	24		
1 Jackson Robert	30	50		200	20		1	1	2					15	200			400							1
2 Jackson L	20	60		200	50		1		2		2			10	200			400							2
3 Willard W G							1		1		2			16	100										3
4 Collins W B	15	80		160	20		2		2	2	4			60	500			200							4
5 Grady Lock	8	38		80	10		2		3	2	3			20	300			100							5
6 Smith Frank	65	80		500	25		30	5	10	2	35	5	80	3000				1500							6
7 Atkinson A	200	300		3000	250	700	4	6	6	5	10	20	150	2000				7000							7
8																									8
9																									9
10																									10
11																									11
12																									12
13																									13
14																									14
15																									15
16																									16
17																									17
18																									18
19																									19
20																									20
21																									21
22																									22
23																									23
24																									24
25																									25
26																									26
27																									27
28																									28
29																									29
30																									30
31																									31
32																									32
33																									33
34																									34
35																									35
36																									36
37																									37
38																									38
39																									39
40																									40
	333	608		4140	375	400	41	12	31	11	56	25	351	6300				9600							

State of Missouri, enumerated by me on the 1st day of June, 1870.  
 \_\_\_\_\_, Ass't Marshal.

YEAR ENDING JUNE 1, 1870.

Cotton.	Wool.	Peanut Beans.		POTATOES.		Orchard products.	Wine.	Produce of Market Gardens.	DAIRY PRODUCTS.			SEED.			Hops.	Hemp.	Flax.	Flax seed.	Silk coccons.	SUGAR.		Molasses.	BEES.		Forest products.	Value of Home Manufactures.	Value of animals slaughtered or sold for slaughter.	TOTAL VALUE.			
		Dolls.	Gallons.	Dolls.	Dolls.				Dolls.	Lbs.	Lbs.	Gallons.	Tons.	Bush.						Bush.	Lbs.		Tons.	Lbs.					Dolls.	Lbs.	Lbs.
25	26	27	28	29	30	31	32	33	34	35	36	37	38	39	40	41	42	43	44	45	46	47	48	49	50	51	52				
																											50	300	1		
																											100	250	2		
																											50	250	3		
																											200	400	4		
																												200	5		
																											300	1500	6		
	75			700	25																						600	500	400	3,500	7
																														8	
																														9	
																														10	
																														11	
																														12	
																														13	
																														14	
																														15	
																														16	
																														17	
																														18	
																														19	
																														20	
																														21	
																														22	
																														23	
																														24	
																														25	
																														26	
																														27	
																														28	
																														29	
																														30	
																														31	
																														32	
																														33	
																														34	
																														35	
																														36	
																														37	
																														38	
																														39	
																														40	
	75			100	25																							600	500	1100	6400

\* This will include only such cheese as is made upon the farm. Milk sent to cheese factories will be regarded as milk sold off the farm.

SCHEDULE 3.—Productions of Agriculture in Virginia Township, in the County of Pennsac, in the

Post Office: Gayles Pennsac Co Mo.

1870

Name of Agent, Owner, or Manager.	ACRES OF LAND.			PRESENT CASH VALUE.		Total amount of wages paid during the year, including value of board.	LIVE STOCK, JUNE 1, 1870.								PRODUCE DURING THE										
	Improved.	UNIMPROVED.		Of farm.	Of farming implements and machinery.		Horses.	Mules and Asses.	Milk Cows.	Working Oxen.	Other Cattle.	Sheep.	Swine.	Value of ALL live stock.	WHEAT.		Rye.	Indian Corn.	Oats.	Barley.	Buckwheat.	Rice.	Tobacco.		
		No.	Wood-land.												Other unimproved.	Dolls.								Dolls.	No.
1	2	3	4	5	6	7	8	9	10	11	12	13	14	15	16	17	18	19	20	21	22	23	24		
1	Germeau M D				40	15	4	1	5		15	1	60	700				500							1
2	Cooke W W	20	60		300	20	1		3	2	6		20	400				250							2
3	Brooks J H	45	115		675	30	5		6		8	25	25	700				900	25					200	3
4	Sandage E W	3	37		30	10	1		2		2		25	215				150							4
5	Coraven B M					20	1		6		14		35	465				600							5
6	McArthur Borne	9	51		90	10	2		2	2	4		20	400				150						100	6
7	McArthur W H	11	49		110	10	2		2		2		20	305				150							7
8	Stephens Elizabeth	50	199		1000	50	7		5	2	15	3	50	1500				900							8
9	Smith Jas A	40	160		1000	10	1	1	4	2	6	14	40	655				600						50	9
10	Smith J O	30	130		300	600			4		1		20	170				300							10
11	Brooks W R					115	1	1	2		6	12	30	300				500							11
12	Lester Josiah	24	46		480	20	2		4		6		5	430				300						30	12
13	Denton J N	20	80		300	18	2		5	2	8	19	25	500				375						20	13
14	Denton W J						1							40				50						50	14
15	Heichie John					15	1	1	1					12	350										15
16	Denton H M					9			3					6	80			200						50	16
17	Denton N S B	20	10		250	20	1	1	2		1		50	450				400							17
18	Denton F M	10	80		200	10			4	1	8	7	40	300				300							18
19	Lester Lewis	20	100		400	16	1		2	2	1		30	300				150							19
20	Seacey A L					5								9	50			120							20
21	Moiler William								2	2	1	1	7	80				100							21
22	Williams Martha								1	2			4	55				30							22
23	Hoicks Ransom					25	4	1	3	4	16	2	75	1170				700							23
24	Hoicks Taylor								1	2		2	4	122											24
25	Snell Jas B						1						5	200				50							25
26	Smith Sarah						3	1	4	3		6	14	320				50							26
27	Coleman R A					3			1					40											27
28	Jackson William					5	1		2	2	2		15	208				100						30	28
29	Slaydon Thos					10	2		2	4	1		20	415				300							29
30	Sumford J W					250	1	2	7		15	8	20	856				500		10					30
31	McLanahan Cal					10	1		1				25	189											31
32	Hoicks Mrs W					15	1		2	3	4		30	335				100							32
33	David James	27	127		200	110	3		3	2		3	50	584				500							33
34	Gaddis Wm						4		3	2	2	1	35	553				50							34
35	Gentry Martin								2	2			1	150				50							35
36	Connel John L	30	70		300	15	1		4		3	7	30	573				350							36
37	Yates James					5	1		2				25	250				450							37
38	Boole Josiah	12	88		120	15	1		5	2	5	3	30	365				300							38
39	Lester James					10	1		1		7		11	157				300							39
40	Sullivan Lucy C	90	700		900		1		2		3			230				660							40
		461	2184		6655	1497	59	13	106	43	162	114	920	5262				11255	25	10				530	

State of \_\_\_\_\_, enumerated by me on the \_\_\_\_\_ day of \_\_\_\_\_, 1870.

Ass't Marshal.

YEAR ENDING JUNE 1, 1870.

YEAR ENDING JUNE 1, 1870.																									TOTAL VALUE.						
Cotton. Bales (50 lbs.)	Wool. Lbs.	Peas and Beans. Bush.	POTATOES.		Orchard products. Dolls.	Wine. Gallons.	Produce of Market Gardens. Dolls.	DAIRY PRODUCTS.			SEED.				SUGAR.			BEES.		Forest products. Dolls.	Value of Home Manufactures. Dolls.	Value of animals slaughtered or sold for slaughter. Dolls.	Estimated value of all farm produce, including be- haviors and addi- tions to stock. Dolls.								
			Irish. Bush.	Sweet. Bush.				Butter. Lbs.	Cheese.* Lbs.	Milk sold. Gallons.	Hay. Tons.	Clover. Bush.	Grass. Bush.	Hops. Lbs.	Hemp. Tons.	Flax. Lbs.	Flaxseed. Bush.	Silk cocoons. Lbs.	Maple. Lbs.					Cane. Hhds. (1,000 lbs.)	Molasses. Gallons.	Wax. Lbs.	Honey. Lbs.				
25	26	27	28	29	30	31	32	33	34	35	36	37	38	39	40	41	42	43	44	45	46	47	48	49	50	51	52				
																											120	1			
																												620	2		
																												1405	3		
																												845	4		
																												465	5		
																												500	6		
																												425	7		
																												2500	8		
																												1665	9		
																												1070	10		
																												615	11		
																												930	12		
																												818	13		
																												40	14		
																													88	15	
																												720	16		
																												710	17		
																												716	18		
																												55	19		
																												80	20		
																												55	21		
																												1174	22		
																														200	23
																													320	24	
																														213	25
																													425	26	
																													1116	27	
																														350	28
																													594	29	
																													535	30	
																													150	31	
																													828	32	
																													255	33	
																													500	34	
																													167	35	
																													1130	36	
																													22399	37	

\* This will include only such cheese as is made upon the farm. Milk sent to cheese factories will be regarded as milk sold off the farm.



SEP 29 1870

SCHEDULE 3.—Productions of Agriculture in *Virginia Township*, in the County of *Pemiscot*, in the Post Office: *Grand* *Pemiscot* *Wis*

Name of Agent, Owner, or Manager.	ACRES OF LAND.			PRESENT CASH VALUE.		Total amount of wages paid during the year, including value of board.	LIVE STOCK, JUNE 1, 1870.								PRODUCE DURING THE									
	Improved.	UNIMPROVED.		Of farm.	Of farming implements and machinery.		Horses.	Mules and Asses.	Milk Cows.	Working Oxen.	Other Cattle.	Sheep.	Swine.	Value of ALL live stock.	WHEAT.		Rye.	Indian Corn.	Oats.	Barley.	Buckwheat.	Rice.	Tobacco.	
		Wood-land.	Other unimproved.												Dolls.	Dolls.								No.
1	2	3	4	5	6	7	8	9	10	11	12	13	14	15	16	17	18	19	20	21	22	23	24	
1 <i>Cronshaw John V.</i>					30		1		1	2	1	20		200										1
2 <i>Coleman P. W.</i>	90	1400		900	25	150	6	3	16	2	25		75	1405										2
3 <i>Butler G. W.</i>								1					4	25				55						3
4 <i>Coleman Martha</i>									1				4	40				55						4
5 <i>Wilburt James</i>									3		3		30	180				15						5
6 <i>Kunney H.</i>					15		3		2		7		40	150				75						6
7 <i>Coleman L. P.</i>		160			10		1		2		6		26	200										7
8 <i>Covington P. Y. H.</i>	120	520		1000	50		9		2		50	25	100	2000				1000						8
9 <i>Whitson A. J.</i>							1							200										9
10 <i>Buddy William</i>									2					50										10
11 <i>Johnson Hoamey</i>					10		2		2	2	2		35	500				100						11
12 <i>Barnard M. H.</i>					20		3	1	3		2		30	700										12
13 <i>Holland Bitten</i>	65	950		650		200	18	2	30	2	95		150	2000				500						13
14 <i>Tucker Cynthia</i>		125					2		2		2		17	300										14
15 <i>Holland W. S.</i>							1						25	300										15
16 <i>Bartlep A. S.</i>					15		1		3		3		43	300				600						16
17 <i>Mcanning W. M.</i>					10		1		3	2	2		11	275				450						17
18 <i>Craven W. R.</i>					10		1		2				6	250				200						18
19 <i>Hendrick D. G.</i>	15	145		500	15		2	1	5	2	4		20	500										19
20 <i>Mcanning John</i>	11	79		350	30	65	4		2	2			60	700				800						20
21 <i>Brooks Bailey</i>	60	170		600	10	200	2	1	5	4	20	8	30	700				700						21
22 <i>Draper Silas</i>					5		3	1	2		3		40	600				400						22
23 <i>Geary James</i>							1	1	1		1			220										23
24 <i>Walley W. S.</i>					20		1		1	1	1		10	30				400						24
25 <i>Austin Atlas</i>							1		1				10	150				500						25
26 <i>Denton James</i>	10	6		200					2	2				150										26
27																								27
28																								28
29																								29
30																								30
31																								31
32																								32
33																								33
34																								34
35																								35
36																								36
37																								37
38																								38
39																								39
40																								40

271 3555 4200 275 435 64 11 93 21 227 53 466 121 25 5850

State of \_\_\_\_\_, enumerated by me on the \_\_\_\_\_ day of \_\_\_\_\_, 1870.

Ass't Marshal.

YEAR ENDING JUNE 1, 1870.

YEAR ENDING JUNE 1, 1870.																									TOTAL VALUE.					
Cotton. Bales (480 lbs.)	Wool. Lbs.	Peas and Beans. Bush.	POTATOES.		Orchard products. Dolls.	Wine. Gallons.	Produce of Market Gardens. Dolls.	DAIRY PRODUCTS.			SEED.			Hemp. Tons.	Flax. Lbs.	Flax seed. Bush.	Silk cocoons. Lbs.	SUGAR.			BEES.		Forest products. Dolls.	Value of Home Manufactures. Dolls.	Value of animals slaughtered or sold for slaughter. Dolls.	Estimated value of all farm production, including bet-terments and addi-tions to stock. Dolls.				
			Irish. Bush.	Sweet. Bush.				Butter. Lbs.	Cheese.* Lbs.	Milk sold. Gallons.	Hay. Tons.	Clover. Bush.	Grass. Bush.					Hops. Lbs.	Maple. Lbs.	Cane. Hhds. (1,000 lbs.)	Molasses. Gallons.	Wax. Lbs.					Honey. Lbs.			
25	26	27	28	29	30	31	32	33	34	35	36	37	38	39	40	41	42	43	44	45	46	47	48	49	50	51	52			
																												1		
																												2430	2	
																												25	3	
																												40	4	
																												180	5	
																												65	6	
																													7	
																												1000	8	
																													9	
																													10	
																												213	11	
																													12	
																												2850	13	
																													14	
																													15	
																												315	16	
																												275	17	
																												210	18	
																												1015	19	
																												1080	20	
																												1310	21	
																												605	22	
																													23	
																												320	24	
																												150	25	
																												350	26	
																													27	
																													28	
																													29	
																													30	
																													31	
																													32	
																													33	
																													34	
																													35	
																													36	
																													37	
																													38	
																													39	
																													40	
																													12433	

\* This will include only such cheese as is made upon the farm. Milk sent to cheese factories will be regarded as milk sold off the farm.