

SCHEDULE 3.—Productions of Agriculture in Orlinton Township, in the County of Delphi, in the
 Post Office: Rolla Mo



Name of Agent, Owner, or Manager.	ACRES OF LAND.			PRESENT CASH VALUE.		Total amount of wages paid during the year, including value of board.	LIVE STOCK, JUNE 1, 1870.								PRODUCE DURING THE YEAR.								
	Improved.	UNIMPROVED.		Of farm.	Of farming implements and machinery.		Horses.	Mules and Asses.	Milk Cows.	Working Oxen.	Other Cattle.	Sheep.	Swine.	Value of ALL live stock.	WHEAT.		Rye.	Indian Corn.	Oats.	Barley.	Buckwheat.	Rice.	Tobacco.
		No.	Wood-land.												Other unimproved.	Dolls.							
1	2	3	4	5	6	7	8	9	10	11	12	13	14	15	16	17	18	19	20	21	22	23	24
1 Turner Wm A	8	72		800	10		1	1	1			1	13	220		12		50					
2 McCracken J W	10	70		600	15		2		3	2			5	205				80					
3 Miller Wm	60	100		2500	100	225	3		3	4	6	6	30	403		93		200	90				
4 Barnes P	10	70		300	10	1	1	1	1		2	3	11	200		66							
5 Birdwell Geo	15	65		500	30				2	2			10	50				150					300
6 Thomas John	15	45		1000	45		4		2	2	3	3	8	395				200					
7 Brown Sarah A	7	63		200	50		1		1	2	1		7	200				100					
8 Borden John	20	60		300	15		1		3	2	2	10	1	240				200					
9 Meiser Wm	9	71		400		50			1				2	50				15					
10 Jordan Wyatt	12	28		600	70				2	4			4	220				45					
11 Fulton Ande	20	220		2000	85	25	3		6		7	7	9	380		75	25	150					
12 Hawkins Lucinda	15	25		400	50	20	2		2	2		12	2	255		21		20					
13 Parker Wm	60	100		1600	75	75	2		2		12		12	380		70		100	25				
14 Turner Head	45	180		1500	75	20	3		3			14	15	241		65		250	30				
15 Gruber Jacob	8	72		400	10		1		1					125		18		10					
16 Stranham J W	20	60		600	15	20	2		3		2		11	230		49	20	200					
17 Orain Davis	30	30		800	15		1					8	12	150		81		400	40				
18 Wynn Wm	50	110		2000	100	35	1	2	4		6	21	40	410		81		150	30				
19 Hawkins Perry	60	100		2000	75	35	2		3	2	4		30	400		60		400	150				
20 Baker John M	30	30		1200	100	50	2		2			12	25	250		260		300	60				
21 Powell Clark S	35	95		1200	75	20	3		3	2	15	14	60	670		66		1000	220				
22 Miller Lee	35	125		1500	100	90	2	2	4	4	10		20	560				300					
23 Gruffy John R	30	50		800	90		1	1	2		2		30	210		57		200					
24 Taylor J W	25	55		300	50		2		1				3	225		10		100	30				
25 Morton L	20	60		500	40		1	1	2	2	1		16	310		97		175	70				
26 Adkins Taylor	12	28		300	60		3		2		1		4	300		18		50					
27 Sherer Ellen	5	135		1000		25			3					75			20						
28 Howard Abijah	15	65		300	10		1						10	85				20					
29 McCormac	25	95		800	15		2		2				1	150		110		75		20			
30 Stranham Wm	15	65		400	50				2	2	1		6	150		25	15	200					
31 Bandy Absolom	20	60		400	60				1	2			4	108		15		150					
32 Davis Alf J	30	190		2500	150		2		2		1		14	266				800	100				
33 Stiff Abr L	100	200		3000	100		4		2		3		110	450		400		800	150				
34 Orain Saml	35	25		1000	20	25	3	1	3	2	8	20	32	490				300	100				
35 Mellevin Am	25	30		600	10		2	1	2		6	17	2	254		30	26	100					
36 White Maria	5	75		300			2		1				3	115				100					
37 Young Esy	15	65		300	20		1		2	2		9	9	180		50		100	50				
38 Smith Geo W	70	15		800	75		3		1	2	9		28	600				700					
39 Hudgens Haba	60	100	60	3500	110		6		7	2	10	14	12	815		107		600	100				
40 Hunt W L	22	35		2000	100		5		1		2		30	845				75	200				
	1143	3014	60	47000	2100	716	75	10	88	40	116	174	572	1959	106	8866	1445	20					300

State of Missouri, enumerated by me on the first day of August, 1870.
E. J. Full, Ass't Marshal.

YEAR ENDING JUNE 1, 1870.																									TOTAL VALUE.					
Cotton.	Wool.	Peanut Beans.	POTATOES.		Orchard products.	Wine.	Produce of Market Gardens.	DAIRY PRODUCTS.			SEED.			Hemp.	Flax.	Flax-seed.	Silk cocoons.	SUGAR.		Molasses.	BEES.		Forest products.	Value of Home Manufactures.	Value of animals slaughtered or sold for slaughter.	Estimated value of all farm production, including additions to stock.				
			Bales (450 lbs.)	Lbs.				Bush.	Bush.	Bush.	Dolls.	Gallons.	Dolls.					Lbs.	Lbs.		Gallons.	Tons.					Bush.	Bush.	Lbs.	Tons.
25	26	27	28	29	30	31	32	33	34	35	36	37	38	39	40	41	42	43	44	45	46	47	48	49	50	51	52			
			10					50													5					48	90	1		
			55					150			1																16	108	2	
								150			3	8															66	380	3	
			8					50																			118	128	4	
								100																			50	170	5	
			8					100																			82	166	6	
			6					50																			30	145	7	
			20					145													5						37	210	8	
			5					50																				28	9	
			15					100													5							85	10	
			20					200													8						135	355	11	
			18					100													5						32	110	12	
			30		6			100																			32	225	13	
			10		80			100																			92	415	14	
								50													5							37	15	
			25					150													10							280	16	
					20			100													5		50				80	456	17	
			15					150													5						80	390	18	
			35					150													5						80	450	19	
	20							100			1										5					7	115	610	20	
	30		15					150													5					22	235	1540	21	
			30					150			20										5						190	610	22	
			20					100													20						110	257	23	
			10					50																			20	110	24	
			30					100													5		40				24	295	25	
			8					100													12						88	180	26	
			6					150																				45	27	
			12																									11	28	
			25					100																				177	29	
			12					100																			36	212	30	
								50													5						40	143	31	
			6					100													5							453	32	
			20					100			5										100						373	1353	33	
	30	2	20					100																				420	34	
								100																				185	35	
	8		10					100																				50	36	
											5																	197	37	
			337					50													3						100	72	890	38
					100			300			2																20	240	242	39
			10		10			50																				100	877	40
88			851		218			4105			37	8								845		120			151	2559	13068			

* This will include only such cheese as is made upon the farm. Milk sent to cheese factories will be regarded as milk sold off the farm.

State of Missouri, enumerated by me on the fifth day of August, 1870.
E. P. Ferrell, Ass't Marshal.

YEAR ENDING JUNE 1, 1870.

1	2	3	POTATOES.		Orchard products.	Wine.	Produce of Market Gardens.	DAIRY PRODUCTS.			SEED.			SUGAR.			BEES.		Forest products.	Value of Home Manufactures.	Value of animals slaughtered or sold for slaughter.	Estimated value of all farm production, including net-terranisms not added to stock.	TOTAL VALUE.	1										
			Irish.	Sweet.				Butter.	Cheese.*	Milk sold.	Hay.	Clover.	Grass.	Hops.	Hemp.	Flax.	Flaxseed.	Silk cocoon.							Maple.	Cane.	Molasses.	Wax.	Honey.	Dolls.	Dolls.	Dolls.	Dolls.	
																																		Bales (450 lbs.)
			600					1500																24	365	1								
			30					3000			20													290	1382	2								
			100					200															70	500	1823	3								
								100																	100	100	4							
			30					230			30														460	1640	5							
			20					100																	32	87	6							
			6					100																	150	450	7							
			25																							100	100	8						
			400					200																	60	210	9							
								50																		30	30	10						
											1														50	246	11							
	10		6					30																	48	210	12							
																										70	70	13						
			6					50																	72	285	14							
			15					50																		40	40	15						
			5					100			2														34	121	16							
			10					100																	12	35	17							
			70					100																		70	70	18						
								50																		100	100	19						
			10					50																		70	70	20						
			200	15	50			200			20														50	1965	21							
			80					100																		115	350	22						
	100		50					150																		117	454	23						
			46																								75	75	24					
			15					200																		56	195	25						
			50																							50	197	26						
			20					100																		10	95	27						
			25		150			100			10															220	1180	28						
	100		12		100			100			1															122	1000	29						
			10		150			300			5															10	180	10	280	1825	30			
								150																			80	295	31	31				
	30		15	8	50			200																			20	15	60	280	32			
					150			100			6																		64	1494	33			
	50		12		800			200																					6	140	1218	34		
			8					50																						12	120	245	35	
											1																				310	36		
			100					50																						120	610	37		
	20		10					150																						350	710	38		
			40					50																							90	325	39	
								100																							412	109	40	

250 1066 23 1200 4240 96 100 373 10 390 44 4348 20675

* This will include only such cheese as is made upon the farm. Milk sent to cheese factories will be regarded as milk sold off the farm.

I certify that I have taken the agricultural statistics of the U.S. Census of Arlington Township, Phelps Co Mo according to law and instructions
 Enoch P. Ferrell
 Ass't Marshal
 704 2nd District

SCHEDULE 3. Productions of Agriculture in Goldspring Tp, in the County of Philp, in the
 Post Office: Rolla Mo.



Name of Agent, Owner, or Manager.	ACRES OF LAND.			PRESENT CASH VALUE.		Total amount of wages paid during the year, including value of board.	LIVE STOCK, JUNE 1, 1870.								PRODUCE DURING THE YEAR.									
	Improved.	UNIMPROVED.		Of farm.	Of farming implements and machinery.		Horses.	Mules and Asses.	Milch Cows.	Working Oxen.	Other Cattle.	Sheep.	Swine.	Value of All live stock.	WHEAT.		Rye.	Indian Corn.	Oats.	Barley.	Buckwheat.	Rice.	Tobacco.	
		Wood-land.	Other unimproved.												Dolls.	Dolls.								Spring.
1	2	3	4	5	6	7	8	9	10	11	12	13	14	15	16	17	18	19	20	21	22	23	24	
Banker Wm.	8	72		300							2			30		100								
Dean Aaron	10	70		300							2		1	50		50								
Brown W.P.	15	65		500			4	3	4	1	55	10	390		65		300	20						
Luster Saml.	10	70		500							2		13	70										
Stogdell Wm.	50	200		2000	60		4	2	2	5	28	35	450		120	20	200	100						
Brown Wm.	25	85		600	20		2	3			2		22	215		30	30	40						
Stogdell Jas.	12	68		200	10		1	1	2	2			19	188		24		150	24					
Udridge Martin	25	60		1200	5		3	2			6		2	181		30		50						
Huskey Saml.	40	40		500	15		3	1	2	7			26	335		50		500					300	
Wesley J.											2	2		37		16		30						
Huskey James H.	8	72		250			1	2			2			80		22		40						
Hargis Jas.							1						1	96		15		100						
Hargis John											1	2	7	49		25		30						
Keeney Williams	8	152		400	40		2	2	2			17	15	320		30		200						
Hargis Wm. G.	15	65		400	3		1	1	1			3	6	87		20		76						
Lair David	3	117		600							2	2	3	47										
Hargis Emily	6	74		150	5		1	2	2	2	4	8	219											
Cushing Fred. G.	15	65		600	30		2	1					3	120				40						
Fore Nancy	1	30		100	50		5	1	2				9	185										
Fore Wm. H.							1	1	2	10	14		240											
Weber Fredk.	12	68		500	20				2	2	3		6	185		15		30					200	
Smickel Saml.	10	70		1000	100				5	2	3		3	155				60						
Staker Henry	100	83		2500	100		2	1	2				50	211		130		1000	600					
Wes John	20	60		500	20				1	2	2	13	14	260		60		85						
Schnepper Wm.	9	71		300				2	1				18	191										
King David	60	100		1600	75	200	2	2	2		1		20	280		200		100	25					
Spencer James M.									2	4	1			273										
Woolsey Wm.	50	120		1000	50	20	3	4	2	4	5	12	15	464		200		100						
Steward Saml. H.	70	170		3000	125		3	1	4	6	3		24	350		280	80	500	35					
Franz Joseph	6	34		250									12	15										
Perzutt Thos.	2	118		200					1	2	2			55										
Rowland James	35	125		800	65	320			4	2	3			666		200		200	700					
Meyer Abby	65	385		5000	75		2	2	2	2			12	600		74		300	400					
Brown Arthur	30	148		800	12		4	2	2	4	24	20	319		30		30							
Williams Morgan	30	170		2000	40		6	3		6	26	14	682		172		150	100						
Rhea John P.	65	95		1600	150		5	2	5	2	8	32	15	770		113		500	150					
Peckels Susan	20	120		500	50		4	3	2	4	21	24	553		25		100	15						
Grant Josh									2	1		4	14	85		31		75	40					
Brookshire Saml.	25	55		500	30		4	3	2	4	3	4	421		31	25	150	40						
Wood Wm.	35	165		1000	80		1	2		1	25	15	210		222		75	40						
	920	3421		31650	1230	540	68	11	70	44	89	276	460	9621		2336	155	5250	2289					500

Handwritten checkmarks and symbols at the bottom of the page.

SCHEDULE 3. Productions of Agriculture in Goldspring Twp., in the County of Phelps, in the
 Post Office: Rochester 1110



Name of Agent, Owner, or Manager.	ACRES OF LAND.			PRESENT CASH VALUE.			LIVE STOCK, JUNE 1, 1870.								PRODUCE DURING THE YEAR.										
	Improved.	UNIMPROVED.		Of farm.	Of farming implements and machinery.	Total amount of wages paid during the year, including value of board.	Horses.	Mules and Asses.	Milk Cows.	Working Oxen.	Other Cattle.	Sheep.	Swine.	Value of all live stock.	WHEAT.										
		No.	Wood-land.												Other unimproved.	Dolls.	Dolls.	Dolls.	No.	No.	No.	No.	No.	No.	No.
1	2	3	4	5	6	7	8	9	10	11	12	13	14	15	16	17	18	19	20	21	22	23	24		
Gate Jas.	40	40		150	150	150	5	3	4	8		40	870		350		200	300							
Key Cyrus	25	95		600	40	20	1	2	2	8		7	280		90		40								
Grant Thos J	35	125		1000	20		2	2		12		7	280		95		200								
Grant John									1	6			175		50										
Leonard Mich	60	140		1500	125	150	2	1	2	10	25	23	500		60		800	50							
Wilton W.	50	110		2400	125		4	2	4	2		19	262		150		100	50							
Kiley Jas J	25	55		550	8		2	4	1	19	11		376		60		100	100							
Miller Clayton					8			2	2	2			14	162		40		800							
Heichmay Jr W	35	129		1000	10										60										
Wheeler Isaac	180	490		3000	100		5	5	5	2	16	50	30	935	138	50	300	300							
Maher Patrk.	20	150		600	5		1	2	2	1			24	215	78		40								
Richardson Henry							3	2	4	1	5	20	400				100								
Capp Jas.							1	1	2			6	6	195	50		50	25							
Gage David	40	250		3000	20	60	1	1	2				4	230											
Huffman Wm	30	170		3000	200		1	4	8	8			25	865	58										
Dunnell Levi	20	60		500	10			3	4				35	225			50								
Dean Robt.	40	240		6000	150		4	5	2	9				15	315		200	200							
North Jas.	10	30		400											60										
Lick Nicholas	10	70		800	75			2	2	8			12	150	60										
Wadley Fred.	8	72		800	10			1	2				5	83											
Livingston Jr W	200	1000		12000	500	500	14	14	2	86	24	40	2082		150	50	500	940							
Lezer John	20	100		1200	15				1				22	30	25		30								
Richardson Andrew	35	90		1000	25	40		3	40	4			19	296	112		100	150							
Capp Rhodolph	25	165		1900	20		2	1	2	2	12	6	200		40		10	100							
Wheeler B. W.									1				2	5	40		50	10							
Shook Aquilla	30	290		600	20		2	1	3	2	6	15	13	355	20		150								
Roberts Margaret	10	110		1200					1	2				15	125	22		20							
Shook Math.	30	290		600	20		2	1	3	2	6	15	13	325	20		150								
Martin Geo W	75	145		3000	100	100	2	1	4	2	10	15	16	612	200		400	10							
Huston Jr W						15	4		1					3	221	30		200							
Coppedge Alex J	56	264		2000	50		6	4	4	3	14	45	578		150		400	100							
Wheeler Sarah	60	330		3000	60		1	1	3	2	6	4	16	533	424		1200								
Wheeler William	50	300		3000			1						12	72	100		600								
Wheeler Elizabeth	40	520		1600	60		4		3	6	5	33	460		50		300	50							
Dorwell Jas.	15	125		600		15	2		2	2		16	17	150	55		200								
Furray Thomas	40	280		1200			6		4	2	9	29	30	624	84		200	40							
Spoon Jas.	12	68		300					2	2	1	9	28	158	75		200	40							
Wheeler Wm D.					20	100			2	2	1		2	140	60		200							100	
Furray Saml.	60	260		1600	100	50	7	4	5	4	9	27	50	1078	173		400	250							
Smith Geo.	10	70		480	30		2		2	2	2		16	211			50								
	1550	6723		60560	2070	12000	87	18	139	80	182	506	679	15277	3449	100	7860	2715						100	

Handwritten checkmarks and scribbles at the bottom of the page, including a large 'V' and various smaller marks.



SCHEDULE 3.—Productions of Agriculture in Liberty Township, in the County of Phelps, in the

Post Office: Roller Mo

Name of Agent, Owner, or Manager.	ACRES OF LAND.			PRESENT CASH VALUE.		Total amount of wages paid during the year, including value of board.	LIVE STOCK, JUNE 1, 1870.								PRODUCE DURING THE YEAR.									
	Improved.	UNIMPROVED.		Of farm.	Of farming implements and machinery.		Horses.	Mules and Asses.	Milch Cows.	Working Oxen.	Other Cattle.	Sheep.	Swine.	Value of all live stock.	WHEAT.		Rye.	Indian Corn.	Oats.	Barley.	Buckwheat.	Rice.	Tobacco.	
		Wood-land.	Other unimproved.												Dolls.	Dolls.								No.
1	2	3	4	5	6	7	8	9	10	11	12	13	14	15	16	17	18	19	20	21	22	23	24	
1	Yowell Amey	80	80		1100	50	200	3	8	2	12	30	60	600		200		800	200					
2	Fore Andrus	5	35		500				1	2				35										
3	Allen Valentine	10	30		400	15		1	1	2	2		12	125				200						
4	McMaster Wm	40	120		2000	30			2	2	4		2	200				200						
5	Grayson Frank	70	50		1500	50		4	3		7	28	19	650		75		500	100					
6	Bunnings SD	80	50		3500	100		3	1	1	2	5		12	700			700						
7	Brown Richard	70			500			1						100										
8	King Strawn	40			1100				1	2	2		5	125				100						
9	Baker Perry	35	105		1200	15		2	3	2	1		8	200		75		200						
10	Brown Jerry	35	45		1000	15		2	2	2	3	17	16	500				250	40					
11	Malan Frances	12	28		500	5		1	1	2	5	8		100				150						
12	Smith Joel J	40	40		800	75		3	2	2	5	23	3	350				500						
13	Lane John	16	24		140	5		2	1			1	1	125		15		500						
14	Ferguson Tho	30	90		1500	200		5	1	4	5	11	35	600		75		1000						
15	Hopkins	25	15		400	100		2	1			1	8	200				50						
16	Stamer A J	20	70		500			1	1		1	10	100		100		600							
17	Hurley Mary	5	75		300			3	1		1	5	500											
18	Fennell Pat	40	40		1500			3	4		4	9	20	300		50		400						
19	Sougherty M W	35	75		1200		300	3	2	2	5	6	25	200		65		300	20					
20	Smith Nancy	20	20		1500		10	4	3		16	20	400		100		50						1000	
21	Lane Lewis	20	60		600		10	1	1		3	11	30	175				300						
22	Kunkleman F	50	70	140	2000	200	300	6	4	2	10		15	700		125		300	50					
23	Hopkins Jas	60	60	70	2500	100		1	2	2	5	24	20	350		50		200						
24	Clark J A	35	45		1000	25		2	3		5			300				500						
25	Niles J A	30	50		800	25		3	4	2	11	12	16	500				400	100					
26	Phillips Wm	40	120		200	15	75	2	2	2		8	12	15	500		100		300	100				
27	Welch W A	30	130	120	830	100		2	3		9	5	40	500		170		40	50					
28	Niles Asa	65	95		2000		100	1					25	200										
29	Sadel Ra	60	100		1200	60		4	3	2	4		30	250		100		400						
30	Phillips J J	45	75		800	20		3	1		22	40	450		130		400							
31	Logan Geo	10	30		200			2	1		1			200				100						
32	Brown Tho G	10	30		600	8			3	2	2	2	17	175				300						
33	Cuskin Geo W	40	120		800	40		4	2		2	14	12	200		65		200						
34	Ray Cassie	30	30		300				2	2	2	9	5	150		35		125						
35	Bradish J H	30	70		1500	150	100	3	3	4	8	1	17	650		30			100					
36	Pyper S M	40	80		1000	30		1	3	2	6		27	300		50		200	75					
37	Field Abr	15	65		600	50		1	1	2	2		25	100				200						
38	Kunkleman Jno	5	75		400				1		1		14	50										
39	Stewart Margaret	10	70		300			1	1	2	2		9	200		30		200						
40	Ray Ann	15	105		500				1				6	25		20								
		13182532	63038350	1503	825	80	3	80	46	178	198	655	1085		1620		10305	835						1000

Handwritten checkmarks and numbers at the bottom of the page.

State of Missouri, enumerated by me on the 5th day of August, 1870.
J. S. Buckner, Ass't Marshal.

YEAR ENDING JUNE 1, 1870.

Cotton.	Wool.	Peas and Beans.	POTATOES.		Orchard products.	Wine.	Produce of Market Gardens.	DAIRY PRODUCTS.			SEED.			SUGAR.			BEES.		Forest products.	Value of Home Manufactures.	Value of animals sold for slaughter.	TOTAL VALUE.							
			Bales (450 lbs.)	Lbs.				Bush.	Ensh.	Bush.	Dolls.	Gallons.	Dolls.	Butter.	Cheese.*	Milk sold.	Hay.	Clover.					Grass.	Hops.	Hemp.	Flax.	Flax-seed.	Silk cocoons.	Maple.
25	26	27	28	29	30	31	32	33	34	35	36	37	38	39	40	41	42	43	44	45	46	47	48	49	50	51	52		
			50					100													15					50	250	1	
			100					50																		100	900	2	
																											100		3
			40					150																		50	150	4	
																											20		5
			40					50														8					125	350	6
	45		80					250														8					75	400	7
	25																					60					150	700	8
	20		50					300																		15	150	650	9
																													10
																													11
																													12
																													13
																													14
																													15
																													16
																													17
																													18
																													19
																													20
																													21
																													22
																													23
																													24
																													25
																													26
																													27
																													28
																													29
																													30
																													31
																													32
																													33
																													34
																													35
																													36
																													37
																													38
																													39
																													40
	90		360					900													5						15	700	3520

* This will include only such cheese as is made upon the farm. Milk sent to cheese factories will be regarded as milk sold off the farm.

SCHEDULE 3.—Productions of Agriculture in Maramee Twp., in the County of Phelps, in the
 Post Office: Rolla Mo.



Name of Agent, Owner, or Manager.	ACRES OF LAND.			PRESENT CASH VALUE.		Total amount of wages paid during the year, including value of board.	LIVE STOCK, JUNE 1, 1870.								PRODUCE DURING THE YEAR.								
	Improved.	UNIMPROVED.		Of farm.	Of farming implements and machinery.		Horses.	Mules and Asses.	Milch Cows.	Working Oxen.	Other Cattle.	Sloop.	Swine.	Value of All Live Stock.	WHEAT.		Rye.	Indian Corn.	Oats.	Barley.	Buckwheat.	Rice.	Tobacco.
		Wood-land.	Other unimproved.												Dolls.	Dolls.							
No.	No.	No.	Dolls.	Dolls.	Dolls.	No.	No.	No.	No.	No.	No.	No.	Dolls.	Bush.	Bush.	Bush.	Bush.	Bush.	Bush.	Dush.	Lbs.	Lbs.	
1 Deane William	20	60		500	125	100	5	2	2	5		35	570	90			400	60					
2 Mahan John	10	70		300	10		1		2	5	5	18	150	15			200						
3 Bond W.R.	27	53		570	15				2	2	3	14	160	78			100						
4 Map Joseph	10	70		600	60		1		2	2	5	30	285	50									
5 Stewart David	25	45		500	10		2		2	2	6	30	295	25			30						
6 Smithes David	12	68		400	50	40	3		1	2	8	5	180	30				10					
7 Sawling Edward										2		6	50	40			150						
8 Wolf John	1	79		200			1		2			25	4	150	50		140						
9 Paching Edward	70	115		2000	300	75	2		3	3	3	11	267	80			100	40					
10 De Argenney	8	70		400					2	2		8	19	267	10								
11 Tucker John	8	70		400					2			9	6	100	26		50						
12 Chambers Mos.	5	75		260			3		1			1	205				200						
13 Kellford W.L.	30	90		400	45	50	2		2	2	6	35	244	100			300	75					
14 Hawkins Philip	130	165		4000	200	800	2		2	8	9	15	630	225			300						
15 Sulley Wm H.	8	32		100	100		3					3	155				500						
16 Walker John	8	72		300					1	2	1	20	175				100						
17 Wolf Lucinda	14	140		1500	10		2		3	2	4	10	20	255	120		10	100	40				
18 Bottoff James W.						20	2		1			6	180	100			80	60					
19 Shedd Alfred	40	40		000	40		2		1	2		7	10	274	33		100	40					
20 Shelton John	80	180		1500	40		3		3	2	15	10	376	40			200						
21 Wolf John	25	55		800	75	30			2	4	6	10	30	440	115		100	30					
22 Besta Maryaduke	270				75		4	2	2	4	130	50	1460	1800			3000						
23 Lappington W.S.					42		3		2	7	7	12	309				200						
24 Quirk Miran									1				60										
25 Quirk Geo.							1		1	1		12	134										
26 Madd Elizabeth	15	65		700					1	2	8	12	70				200						
27 Babut Pleasant					10				1	2	4	4	114										
28 McCoy Jonathan				600	10		4		2			42	30	389	87		200	65					
29 Child John	22	98		500			3		1	2	1	9	180				150						
30 Foley W.B.	40	40		3000			4		2			11	400										
31 Lane J. Hus	60	260		3000	50		4		3	4	8	40	60	821	125		700	300					
32 Cooper Jeremiah	25	15		350	10		2		3	2	2	10	10	210	64		200						
33 Lewis Robert G.	40	80		1500	100		4	1	2	4	10	30	310	125			150	50					
34 Lewis W. Robert	18	120		750	40		2		1	2	5	6	12	483			200	100					
35 Ford Henry	15	145		1000			1		1	6		2	182										
36 Sulley Abat	36	44		600			2		2	2		8	294	60		10	40						
37 Bout John D.	18	62		400			1		1			3	5	123									
38 Glenn Leighton							1	2	1				425										
39 Monishield	20	100		1000			1		1			11	105										
40 Mr. Hister	40	116		800	40		4		3	5		6	443										
	1186	2584		22250	1467	615	74	3	65	36	108	359	608	11381	3488	20	7990	1070					

Handwritten checkmarks and scribbles at the bottom of the page.

YEAR ENDING JUNE 1, 1870.

Cotton.	Wool.	Peas and Beans.	POTATOES.		Orchard products.	Wine.	Produce of Market Gardens.	DAIRY PRODUCTS.			SEED.					SUGAR.			BEES.		Forest products.	Value of Home Manufactures.	Value of animals slaughtered or sold for slaughter.	TOTAL VALUE.							
			Irish.	Sweet.				Butter.	Cheese.*	Milk sold.	Hay.	Clover.	Grass.	Hops.	Hemp.	Flax.	Flax-seed.	Silk cocoons.	Maple.	Cane.					Molasses.	Wax.	Honey.				
Bales (450 lbs.)	Lbs.	Bush.	Dush.	Dush.	Dolls.	Gallons.	Dolls.	Lbs.	Lbs.	Gallons.	Tons.	Bush.	Bush.	Lbs.	Tons.	Lbs.	Bush.	Lbs.	Lbs.	Hds. (1,000 lbs.)	Gallons.	Lbs.	Lbs.	Dolls.	Dolls.	Dolls.	Dolls.				
25	26	27	28	29	30	31	32	33	34	35	36	37	38	39	40	41	42	43	44	45	46	47	48	49	50	51	52				
			50								5										8					80	445	1			
			30					100													25						28	213	2		
			60					100			1																64	148	3		
			10					100			1																32	110	4		
			5																									45	5	5	
			10																									40	80	6	
			30																									120	7	7	
																											47	175	8	8	
											1															80	210	9	9		
		15																										20	10	10	
																												65	11	11	
		35									8 ³																60	450	13	13	
		10						60			9																	507	14	14	
																												270	15	15	
		30																									65	16	16	16	
		40																				40					332	17	17	17	
		10																				60					210	18	18	18	
		16																				40				105	230	19	19	19	
		15																				35			90		250	20	20	20	
		40									11																75	280	21	21	21
	520										12											30					924	22	22	22	
		25																								30	155	23	23	23	
																											157	24	24	24	
																													25	25	25
		30																								80	146	26	26	26	
																													27	27	27
		30			20																	20				100	382	28	28	28	
																											75	29	29	29	29
		20			50																	60					490	31	31	31	
		10			10																	15				122	268	32	32	32	
		100																				80				80	350	33	33	33	
																						5					175	34	34	34	
																													35	35	35
																											85	36	36	36	36
																													37	37	37
																													38	38	38
																													39	39	39
																													40	40	40
	520	446	195		90			350			43															5	435		30	1043	757

* This will include only such cheese as is made upon the farm. Milk sent to cheese factories will be regarded as milk sold off the farm.

V V V V

V V

State of Missouri, enumerated by me on the thirtieth day of August, 1870.
Calvin McKinis, Ass't Marshal.

YEAR ENDING JUNE 1, 1870.

Cotton. Bales (450 lbs.)	Wool. Lbs.	Peas and Beans. Bush.	POTATOES.		Orchard products. Dolls.	Wine. Gallons.	Produce of Market Gardens. Dolls.	DAIRY PRODUCTS.			Hay. Tons.	SEED.		Hops. Lbs.	Hemp. Tons.	Flax. Lbs.	Flax-seed. Bush.	Silk cocoons. Lbs.	SUGAR.		Molasses. Gallons.	BEES.		Forest products. Dolls.	Value of Home Manufactures. Dolls.	Value of animals slaughtered or sold for slaughter. Dolls.	TOTAL VALUE. Dolls.			
			Irish. Bush.	Sweet. Bush.				Butter. Lbs.	Cheese.* Lbs.	Milk sold. Gallons.		Clover. Bush.	Grass. Bush.						Maple. Lbs.	Cane. Hhds. (1,000 lbs.)		Wax. Lbs.	Honey. Lbs.							
25	26	27	28	29	30	31	32	33	34	35	36	37	38	39	40	41	42	43	44	45	46	47	48	49	50	51	52			
	34		20		20																								364	
	12		20		10																							38	184	
					200																									
																						3								
	50		40																			20						100	385	
	30																											50		
	50		60																									80	500	
	10		5																									100	410	
	15		30																										210	
			30																										80	
	8		25								2											30						50	485	
																													280	
	46		30																									100	537	
	40																											48	210	
			15																											
			6																										83	
	40																											50	150	
																													60	
			15																										100	945
			10																									50	290	
																													45	
			12																									60	123	
			12																									60	90	
			50		100																						40	50	460	
			15		100																							80	911	
	30		30																									100	1277	
	10		30		50																							50	340	
	40		30		30																							50	108	316
	415		485		510						2																	1269	8819	

* This will include only such cheese as is made upon the farm. Milk sent to cheese factories will be regarded as milk sold off the farm.

SCHEDULE 3. Productions of Agriculture in

Maramee Sp.

in the County of

Phelps

Post Office: *Kolla Mo.*



Name of Agent, Owner, or Manager.	ACRES OF LAND.			PRESENT CASH VALUE.		Total amount of wages paid to laborers, including value of board.	LIVE STOCK, JUNE 1, 1870.								PRODUCE DURING THE YEAR.										
	Improved.	UNIMPROVED.		Of farm.	Of farming imple-ments and ma-chinery.		Horses.	Mules and Asses.	Milch Cows.	Working Oxen.	Other Cattle.	Sheep.	Swine.	Value of All Live stock.	WHEAT.		Rye.	Indian Corn.	Oats.	Barley.	Buckwheat.	Rice.	Tobacco.		
		No.	Wood-land.												Other unim-proved.	Dolls.								Dolls.	No.
1	2	3	4	5	6	7	8	9	10	11	12	13	14	15	16	17	18	19	20	21	22	23	24		
Allen Ann					10		1	3	2	3			7	175										1	
Burns Reuben	5	65		600	10				2	2	2			10	170			100						2	
Bailey Morgan	35	125		1600	40		3	3	2	4	25	15		115		100		400						3	
Nelson Byas					100		4	4		5	11	20		475		100		500					1000	4	
Nassett Richard	25	95		500	15				1		1	19	20	356		30		150	50					5	
Malone Majah	5	75		250	50					3	2		3	15	186			200	25					6	
Shoemaker Wm S	65	260		1000	60	60	5	4		9	5	60		885		300		600	200					7	
Geisler August	40	300		1600	100		1		1				15	225		60		40	40					8	
Peple Gustav	25	135		1120	115		1		1	4		20	10	240										9	
Asher Peter	24	95		1200	15		2		2					19	210		63							10	
Wilson Stephen					10		1	1	1	2				7	240									11	
Lechi Wm	25	135		1000	20		2		3	2	2			15	130		82		150	30				12	
Moore Marcus	10	190		600	15				1	2	2			19	280		20		70					13	
Coates Wm B					50		2		2	2				28	75		94		200	300				14	
Perry Martha	6	894		800					1					20	85									15	
Michael John					90		2		2		3	8	15	250		54		200						16	
Brown Nancy	10	190		800	8		1		2	2	2	4	10	228		48								17	
Spurr Wm B	70	330		1500	50	300	7		2	2	7	24	60	808		106		500						18	
Chambers Jas D							1		2	2				10	140									19	
Smith David C							2		1						100									20	
Lamb Wesley	15	225		1500	40				1	4	1	5	20	193		40		100						21	
Matlock Stephen W					10				1	2				12	19	264									22
Plan Christian	8	72		200					1	2	1			18	128			200						23	
Will Philip G	80	240		2000	150		6		7	4	5	16	56	489		150		600	100					24	
Lockham Mary E	30	330		1500					1	2	1	9	14	136		59		200						25	
Scott Wm G	75	275		3000	100	15	6		3	2	4	25	35	678		200		800	30					26	
Malone Hattie Peter	15	185		700	30		5	2	1	2	4			15	227									27	
Malone John W					5		2		1						125										28
Plank Wm J		160		200	55		1	3	2		2	19	12	358				300						29	
Mc. Natt Jasper	4	74		200					1					3	5	81								30	
Malone Thomas					10		2		1		1				160			300						31	
Adams James	25	135		1500	40		2		2	4	1	6	32	344				250	40					32	
Ninkler J W	50	180		2400	25	12	3		3		3			50	445			200	100					33	
Greenman Saml					15		3		1	2	2			10	262		20		200	150				34	
Malone Saml		80		400	5				2	2	1			12	159			100						35	
Bell Birch Co	18	182		800	25		3		1		1			36	225			125	80					36	
Adams Andrew	40	130		1600			1		2	2				6	190		100							37	
Adams Henry	30	250		1600	30		2		1					6	198		60		200					38	
Clayton Chas	20	100		480	15	70	4		1		1			2	365			150	60					39	
Green Liram					25				2	2				17	210										40
	755	4770		30150	1228	487	68	5	65	42	19	202	680	9476		1686		6835	1205					1000	

Handwritten marks and numbers at the bottom of the page, including '1278' and various checkmarks.

State of Mississippi, enumerated by me on the 11th day of July, 1870.

W. H. Rouse, Ass't Marshal.

YEAR ENDING JUNE 1, 1870.

Cotton.	Wool.	Peas and Beans.	POTATOES.		Orchard products.	Wine.	Produce of Market Gardens.	DAIRY PRODUCTS.			SEED.					Silk cocoon.	SUGAR.		BEES.		Forest products.	Value of Home Manufactures.	Value of animals slaughtered or sold for slaughter.	TOTAL VALUE.				
			Irish.	Sweet.				Butter.	Cheese.*	Milk sold.	Hay.	Clover.	Grass.	Hops.	Hemp.		Flax.	Flax-seed.	Maple.	Cane.				Molasses.	Wax.	Honey.	Dolls.	
Bales (450 lbs.)	Lbs.	Bush.	Bush.	Bush.	Dolls.	Gallons.	Dolls.	Lbs.	Lbs.	Gallons.	Tons.	Bush.	Bush.	Lbs.	Tons.	Lbs.	Bush.	Lbs.	Hds. (1,000 lbs.)	Gallons.	Lbs.	Lbs.	Dolls.	Dolls.	Dolls.	Dolls.		
25	26	27	28	29	30	31	32	33	34	35	36	37	38	39	40	41	42	43	44	45	46	47	48	49	50	51	52	
1																											1	
2																												2
3																												3
4																												4
5																												5
6																												6
7																												7
8																												8
9																												9
10																												10
11																												11
12																												12
13																												13
14																												14
15																												15
16																												16
17																												17
18																												18
19																												19
20																												20
21																												21
22																												22
23																												23
24																												24
25																												25
26																												26
27																												27
28																												28
29																												29
30																												30
31																												31
32																												32
33																												33
34																												34
35																												35
36																												36
37																												37
38																												38
39																												39
40																												40

* This will include only such cheese as is made upon the farm. Milk sent to cheese factories will be regarded as milk sold off the farm.

SCHEDULE 3.—Productions of Agriculture in Rolla Township, in the County of Phelps, in the

Post Office: Rolla Mo.



Name of Agent, Owner, or Manager.	ACRES OF LAND.			PRESENT CASH VALUE.			Total amount of wages paid to persons engaged in the raising of stock.	LIVE STOCK, JUNE 1, 1870.								PRODUCE DURING THE YEAR.									
	Improved.	UNIMPROVED.		Of farm.	Of farming implements and machinery.	Dolls.		Dolls.	Horses.	Mules and Asses.	Milch Cows.	Working Oxen.	Other Cattle.	Sheep.	Swine.	Value of all live stock.	WHEAT.				Oats.	Barley.	Buckwheat.	Rice.	Tobacco.
		No.	Wood-land.														Other unimproved.	Dolls.	Dolls.	No.					
1	2	3	4	5	6	7	8	9	10	11	12	13	14	15	16	17	18	19	20	21	22	23	24		
1. <u>Winnam Albert</u>	35	50		5000	400	300	3		3		11			800		150			300						
2. <u>Wheat Hamilton</u>	3	100		2000	10	50			1		1			50											
3. <u>Taylor William G.</u>	24	40	30	7000	75	400	3		2		3		12	255				180							
4. <u>Ryan Ephraim</u>	16	44		1800	10	50			2		3			80				300							
5. <u>Bridges Mary E.</u>	2	7		2000	5				1		1		3	48											
6. <u>Bishop Edward</u>	208	64		8820	700	231	4	4	11	10	35		60	1315		505		2000	800						
7. <u>Malcomb Andrew</u>	20	60		3600	10	150	2		1		4			125		22		30							
8. <u>Wiker John</u>	30	100	70	7500	100	600	4	10	2	10	4		10	815		150		100			8				
9. <u>Huber Anthony</u>	12	67		400	50		1		2	6	2		1	115		87	40								
10. <u>Coleins Henry</u>	180	80	45	8000	500	600	6	2	4		6		24	1200		240	180	300	200	10	28				
11. <u>Roberts Newton</u>	35	45		1200	35		3		3	2	5		6	260		60		400	100						
12. <u>Burnett Francis</u>	5	75		600	10				1	2	2	7	71		39		40								
13. <u>Goier William</u>	150	200		6000		50	2	2	4		30	40	75	1150				1500	1200						
14. <u>Love Lea</u>	40	150		3000		50	9	2	4	12	25	25	15	1327		190		400	100						
15. <u>Miller Martin</u>	55	25		1000	20	100	4		3	4	7	16	20	570		319		400	100			400			
16. <u>Miller Hamilton</u>	20	20		200	20	50	4		3	2	4	16	15	450		173		300	75						
17. <u>Miller Thomas</u>	50	45		1000	20		2	2	3	2	5	15	30	500		241		400	60						
18. <u>Vannormer Aaron</u>	50	190		2500		300	2	10	3	2	15		5	540			200	100	50						
19. <u>Carr William</u>	55	5		3000	100	150	3		1		1		19	263		10		200	100		30				
20. <u>Plumming Peter</u>	85	115		4000	75	200	8	1	4	6	6	25	22	1212		50		400	150						
21. <u>Ray Elizabeth</u>	15	65		800	10	50	1		1		1		7	120		80									
22. <u>Soak & Brothers</u>	180	40	90	12000		450	5	2	6	10	3		19	1240		350	240	200	700	260					
23. <u>Rogers Mathew</u>	160	35		6000	100	100	7		6	4	3	20	18	891		100	35	700	300						
24. <u>Borove John</u>	40	50		1200	50	40	4	2	4		5	20	15	480		95		300	40				100		
25. <u>Turne Jonathan</u>	40	60		1200	20	50	4	3	4	2	4		15	540		180		400	100						
26. <u>Whinton Jacob</u>	40	40		1200	25	150	5		3	2	25	40	30	1460		75		800	100						
27. <u>Kelley Joseph</u>	35	45		2000	25	50	2	2	4	4	5		11	720				400	235						
28. <u>Oyer Henderson</u>	200	500		20000	4000	400	7	1	8	6	8	100	40	875		400		2000	1000						
29. <u>Burton William</u>	35	55		800	25		1	1	2	2	1		14	240		30		200	100						
30. <u>Burton William</u>	40	40		800	25	50	2	1	2		3		17	225		30	25	200	250						
31. <u>Maber Henry</u>	15	65		700	10		3		3	2	5	10	15	200		5		200							
32. <u>Perkin Horacio</u>	35	45		600	10	50	2		6		6	10	10	555		50	55	200							
33. <u>Smith Thomas B.</u>	20	40		1000	20				2	3	2		10	210											
34. <u>James Mindfield</u>	50	220		2500	30		1		1		1		6	110		143		250	365						
35. <u>James Robert</u>	80	220		6000	40	20	2		1				15	275		178		700	400						
36. <u>Copeland Martin</u>	20	60		600	10		2		1	1	5			275		12									
37. <u>Ray James</u>	30	50		1000	25		3		2	1	4	16	12	264		70		250					160		
38. <u>Wallan Paul</u>	25	55		1000	25		2		2	7	4		6	194		100	10	200	50		5				
39. <u>W. S. Henry</u>	15	65		600	15		2		1	2	6	8		180				200							
40. <u>Coverless George</u>	30	60		3000	15		5		4	2	5	7	15	562				300	200						

2221
 4304
 235
 131120
 6620
 4681
 118
 49
 122
 99
 265
 723
 604
 20989
 4140
 801
 14550
 6575
 276
 71
 400
 250

W. W. Phelps

State of Missouri, enumerated by me on the 5th day of June, 1870.
Enoch P. Drell, Ass't Marshal.

YEAR ENDING JUNE 1, 1870.

	Cotton. (Bales 450 lbs.)	Wool. Lbs.	PEAS AND BEANS.		POTATOES.		Orchard products. Dolls.	Wine. Gallons.	Fruit of Market Gardens. Dolls.	DAIRY PRODUCTS.			SHEEP.			Hops. Lbs.	Hemp. Tons.	Flax. Lbs.	Flax seed. Bush.	Silk cocoons. Lbs.	SUGAR.		Molasses. Gallons.	BEES.		Forest products. Dolls.	Value of Home Manufactures. Dolls.	Value of animals slaughtered or sold for slaughter. Dolls.	TOTAL VALUE. Dolls.		
			Bush.	Bush.	Bush.	Bush.				Butter. Lbs.	Cheese.* Lbs.	Milk sold. Gallons.	Hog. Tons.	Clover. Bush.	Grass. Bush.						Maple. Lbs.	Cane. Hhds. (1,000 lbs.)		Wax. Lbs.	Honey. Lbs.						
	25	26	27	28	29	30	31	32	33	34	35	36	37	38	39	40	41	42	43	44	45	46	47	48	49	50	51	52			
1				100				200	100	150		100	45														200	1500	1		
2										50																			50	2	
3			90	100			120						25																422	3	
4				20																									150	4	
5				10																									75	5	
6			20	150	10	110	6			500		200	190	15												170	816	4781	6		
7				20									10																173	7	
8													20																440	8	
9									25	25																			175	9	
10			155	120						300																	800	800	2579	10	
11			20	140	10	110				150																		25	355	11	
12				36						150																			95	12	
13				12						50																		45	120	13	
14		120								150			5															150	1403	14	
15		20		20						100			4															140	660	15	
16		30								100																		85	700	16	
17		30			20					100																		60	440	17	
18		38								100																		120	635	18	
19				100	50					100			10												200		178	1025	19		
20		35		50						250			10															200	669	20	
21				20						50																			70	21	
22			10	60						150			6	24											20		118	1274	22		
23		50		25		100				300			45															378	1445	23	
24		150		10						150			2													10	105	460	24		
25										150			1															98	605	25	
26		30		500	50					150																		241	1137	26	
27										175			4															40	749	27	
28		200		20						300			15															640	2715	28	
29				20						100																		180	370	29	
30										75			2															95	290	30	
31				12						100																		72	229	31	
32		30		50						200			8															125	482	32	
33						40																						10	50	33	
34				5						50			2															24	440	34	
35			1	20	10	100				50			10															128	1025	35	
36				12						50																		16	44	36	
37		16		50						100			3															200	525	37	
38				50						100																		28	330	38	
39		12								50																			115	39	
40		8		8						100																			109	361	40
	634	246	1741	150	460	326	125	4675	300	367	39										155		2020	180	5437	28738	128	183	141	29	

* This will include only such cheese as is made upon the farm. Milk sent to cheese factories will be regarded as milk sold off the farm.

29138

SCHEDULE 3.—Productions of Agriculture in Ralla Township, in the County of Phillips, in the State of Missouri,
 Post Office: Ralla Mo.



Name of Agent, Owner, or Manager.	ACRES OF LAND.			PRESENT CASH VALUE.		Total amount of wages paid during the year, including value of board.	LIVE STOCK, JUNE 1, 1870.								PRODUCE DURING THE YEAR.								
	Improved.	UNIMPROVED.		Of farm.	Of farming implements and machinery.		Horses.	Mules and Asses.	Milk Cows.	Working Oxen.	Other Cattle.	Sheep.	Swine.	Value of all live stock.	WHEAT.		Rye.	Indian Corn.	Oats.	Barley.	Buckwheat.	Rice.	Tobacco.
		No.	Wood-land.												Other unimproved.	Dolls.							
1	2	3	4	5	6	7	8	9	10	11	12	13	14	15	16	17	18	19	20	21	22	23	24
Overleaf James	80	95		4000	300	50	10		4	2	16	19	20	930		250		600	200				
Brown Solomon	13	69		300	10		1		1			6	4	57				200					
Overleaf Abram	25	115		2000	12		5		3		11	16	10	385		130		100					
Brown Washington	200	320		5200	50	40	14		6	6	6	40	25	1020		200		500	200				
Brown Henry	75	50		1200	60	40	5		6		5	35	20	450		30		300	350				
Tompson Stephen	40	200		2000	150		2		2	2			2	393		81		150	150				
Otis Franklin	15	65		300	10		1		2	2	3	12	25	255		37		500					
Love Robert H	12	38		300	8		1				1	3	6	100		20		250					
Jordan James	10	30		350	6		1							75				100					
Love Isaac	80	120		1500	225	200	7	1	4	8	15	46	60	1279		218		1000					
Smith James	5	55		200	5		1		2	2				120				25					
Smith James	70	150		2500	30	30	1			3			13	276		115		600	100				
Seisler Noah	12	60		300	10		1		3	2	3	13	14	352		50		300	109				
Chamber Andrew	16			200	5		1		2		4	20	20	387		71		100	60				
Ing Joseph	40	120		1000	60		1	3	6		4	22	24	365		78	16	200	100				
Lee Mathew	7	80		200	7		1	1	1		2	10	7	179				100					
Chamber William	20	40		400	10				2	2	4	3	10	160		40		100					
Dykes Martha	18	42		600	10	25	1		3	2	5	15	10	305		70		160					
Lig H. Amanda	10			200	6		1		2	2	3	11	10	200		44		100					
Bruster Thomas	20			1200	25	60	4	1	3		2	13	18	342		170		400	70				
Frost John D	90	230	30	10000	100	350	6		5	4	7	20	20	950		150		300	500			100	
Hankins David	15	105		1200	10		1		1	1	1		18	225				50					
Cannon George	80	80		3000	150	75	4		6		8	30	23	800		249		400	220				
Cannon Lewis	60	100		2000	100	50	2	2	4	2	14	20	30	925		150		400	100				
Tellers William H	75	180		2600	100	50	3	1	3	2	5	15	9	243		52		100	200				
Strickland Thomas	18			300	5						2			80				20					
Mackey Marshall	25	95		1200	25	25	1	3	3		10	30	20	450		60		150	75				
Schreiber John	10	70		200	10				1	2	1		2	90				100	50				
McBark Thomas	35	125		1500	25	50	3		1	2	1			280		165							
Johnson Scott	60	60		1200	50	25	2		3	1	4	28	7	390				100	50				
Mills Wesley	5	75		500	10		1		1		1		10	85				100					
Mills Thornton	10	70		500	40		2		2		4	1	30	342		50		100	50		5		
Perot Jacob	20	60		1000	50		2							150				50	50				
Fieldson Thomas	20	60		1000	100		2		1	1	1		12	250		50		20	20				
Schwartz Peter	10	30		1000	75	20			1		2		1	50				50					
Stephens George	35	85		1000	150				3	3		5		13	220		114		150	20			
Hinks Annis	25	50		1000	75	20	2							15	210			300					
Gorging John	40	220		6000	100	20	2		1		1		12	260		300		600	200				
Williams Edward L	75	25		2500		300	5	1	4	4	28		35	770		163		400	300				
Ray David	40	120		1500	100	25	2		4	1	14	14	20	540		100		200	200				
	1565	3419	30	63250	2274	1455	99	16	96	53	484	472	583	14903	3212	16	9585	3374	5			100	

8
3
6

State of Missouri, enumerated by me on the 20th day of June, 1870.

Emory J. Powell, Ass't Marshal.

YEAR ENDING JUNE 1, 1870.

1	25	26	27	POTATOES.		31	32	DAIRY PRODUCTS.			SEED.		39	40	41	42	43	SUGAR.			BEES.		49	50	51	52	1				
				Irish.	Sweet.			Butter.	Cheese.*	Milk sold.	Hay.	Clover.						Grass.	Maple.	Cane.	Molasses.	Wax.						Honey.	Forest products.	Value of Home Manufactures.	Value of animals slaughtered or sold for slaughter.
1		75		15		15			25		2									90		100		45	88	874	1				
2		12				13			50												10				13	40	190	2			
3		35							100																	56	280	3			
4		100		20		50			200		3										40		50		25	160	900	4			
5		80		10		13			200																50	150	640	5			
6																												210	6		
7		24		15					50		2														8	96	431	7			
8																												145	8		
9																												50	9		
10		87				20			20		16														90	345	1518	10			
11						30			50																			47	11		
12				150		75																					170	670	12		
13		30		10					50																	25	72	358	13		
14		33		8					100		2															20	99	766	14		
15		47		14					300		6															20	144	650	15		
16		12		8					50		2															12	86	190	16		
17		6		30					100		3															12	80	275	17		
18		30		6		50			150		6																64	351	18		
19		20		15					100		40																90	263	19		
20		29		13					150		3															18	160	578	20		
21		85	10	150		100			300		75															100	400	2200	21		
22									50																			40	22		
23		70		50		100			200		30																118	2000	23		
24		22		25					150		20															20	80	825	24		
25		60		30		20			150		40																40	710	25		
26				20							2																40	139	26		
27		35		15					150		3																155	425	27		
28				20					50																		64	137	28		
29											8																48	270	29		
30		57		10					50		6																48	235	30		
31				16																							100	200	31		
32				12					100																		80	260	32		
33				100																								100	33		
34				30																								47	180	34	
35				60					50		2																30	118	35		
36				5					200																			48	295	36	
37				20					50																			88	265	37	
38				20					50		10																	48	850	38	
39				15					200		2																	160	840	39	
40		24		10		200			200		4															30	180	700	40		
	973	10	952	108	541				3645		285														363	150	487	3624	19765		

*This will include only such cheese as is made upon the farm. Milk sent to cheese factories will be regarded as milk sold off the farm.

State of Missouri, enumerated by me on the 28th day of June, 1870.

Emmett P. Full, Ass't Marshal.


YEAR ENDING JUNE 1, 1870.

Cotton. Bales (450 lbs.)	Wool. Lbs.	Peas and Beans. Bush.	POTATOES.		Orchard products. Dolls.	Wine. Gallons.	Produce of Market Gardens. Dolls.	DAIRY PRODUCTS.			Hay. Tons.	SEED.		Hops. Lbs.	Hemp. Tons.	Flax. Lbs.	Flax-seed. Bush.	Silk cocoons. Lbs.	SUGAR.			BEES.		Forest products. Dolls.	Value of Home Manufactures. Dolls.	Value of animals slaughtered or sold for slaughter. Dolls.	TOTAL VALUE. Dolls.			
			Irish. Bush.	Sweet. Bush.				Butter. Lbs.	Cheese.* Lbs.	Milk sold. Gallons.		Clover. Bush.	Grass. Bush.						Maple. Lbs.	Cane. Hhds. (1,000 lbs.)	Molasses. Gallons.	Wax. Lbs.	Honey. Lbs.							
25	26	27	28	29	30	31	32	33	34	35	36	37	38	39	40	41	42	43	44	45	46	47	48	49	50	51	52			
			10					50																			85	1		
			25	50				300			30															157	950	2		
			50																								310	3		
		6	600					150			10															240	1390	4		
			50					100			1															60	261	5		
			40					50																			70	110	6	
			6					50														4					62	139	7	
			10	15				100			4																135	427	8	
								100			2															75	80	380	9	
	35		20					175														20			30	44	225	10		
			10					125														50						200	11	
			12					130																			80	140	12	
	5	2	12	6				100																		50	64	275	13	
			10					50																			20	40	14	
	50		40					250			10																224	800	15	
	180		70					200			5																123	582	16	
			56					100																			32	85	17	
			140																									85	18	
								100														10				15	160	19		
	75		60					200			18															41	160	765	20	
								50														20					24	69	21	
			20					100																			74	154	22	
			12					50														30					40	295	23	
								50			2																100	155	24	
			10																									5	25	
	15		10					50			3											60				40	328	26		
	20		25					50			2											40				40	217	27		
			40					50			2											14				140	242	28		
	33							200			15															25	64	300	29	
	15		8					100														50					69	250	30	
	4		5					50														5					70	148	31	
	15		25					100																			56	146	32	
	20		10					100			2											15				148	145	33		
	11		10					50														20				32	122	34		
	26		35					50			1											50				20	56	320	35	
	60		30					250			10											17				25	180	765	36	
	60		10					200			10															9	54	907	37	
			15					150			1																	220	38	
			15					150			1											40					120	417	39	
	130		14					300			20																18	88	900	40
	754	8	1515					4430			149										128				318	2967	13744			

* This will include only such cheese as is made upon the farm. Milk sent to cheese factories will be regarded as milk sold off the farm.

SCHEDULE 3.—Productions of Agriculture in Kolla Township, in the County of Phillips, in the

Post Office: Kolla mo.



Name of Agent, Owner, or Manager.	ACRES OF LAND.			PRESENT CASH VALUE.			LIVE STOCK, JUNE 1, 1870.								PRODUCE DURING THE YEAR.									
	Improved.	UNIMPROVED.		Of farm.	Of farming implements and machinery.	Total amount of wages paid during the year, including value of board.	Horses.	Mules and Asses.	Milch Cows.	Working Oxen.	Other Cattle.	Sheep.	Swine.	Value of All Live Stock.	WHEAT.				Oats.	Barley.	Buckwheat.	Rice.	Tobacco.	
		No.	Wood-land.												Other unimproved.	Dolls.	Dolls.	Dolls.						No.
1	2	3	4	5	6	7	8	9	10	11	12	13	14	15	16	17	18	19	20	21	22	23	24	
Craig John K	80	250		2000	1000	150	10	5	7		12	55	20	750		150	50	200	300					
Cook Nancy	40	120		1000	70	20	3		2	3		8	325		60		100	150						
Wilson James	6	74		200	10				1	2		5	45											
Beckham George	60	90		1000	60	50	7	2	4		14	47	30	500		93		200	75					
Robinson William	30	60		1000	20	20	2		2	2		12	225		170		300							
Matlock William	12	68		1600	60				2	2	6	4	3	20	275			150						
Mayfield David	25	75		800	20		1			1		12	150		60		100							
Phillips Jesse	15	65		600	25				1	2	1		10	125		15		25						
Newton Able	15	65		600	10				1	2	5	6	50		80		125							
Marsilous Nicholas	20	100		400	100				2	3		3	7	325		30		100						
Matlock Jesse H	40	40		1200	100	25	2		4	4	6		15	650		212		200						
Nichols Alfred	20	110		1400	50		1	2	1		1		10	300		40								
Larrigan John	15	105		800	50				2	2	4		25	140				80	20					
Sheppard Alasand	20	90		1200	25		2		2		5	15	23	320		80		200	150					
Kingston John	20	60		800	35		1		3	2	8	5	15	350				200						
Hanefin Daniel	12	68		400	25		2		2	2	6	10	8	240				100						
Matlock James	20	130		1000		40	2		4	2	6	25	6	210		80		100						
Phillips Henry J	20	50		600	60				2	1	3	3		30	320		10		100					
Allen William	8	622		2000	60					2		7	74	180				80						
Jones Euphrates	10	30		500	60		2		2		3		10	175		40		195	30					
Jones Archibal	110	250		4100	300	150	5		4	6	7		12	1090		200		300	300					
Jones William S	20	60		600	20		2		1		3	6	16	167		25		150	100					
Jones James J	25	85		800	15	40	4		1	2	7	24	23	400		32		150	150				26	
Skyles John W	13	48		600	20		1		1		4	6	21	117		15		200						
Cox Nathan	35	85		800	60		1		1	2	3		15	250				100	100					
Houston Hiram S	8	72		400		75	1		2	2	5	15	15	300				80						
Gilbert Walter	5	35		300	10					3	2	3		6	225									
Patterson Francis	15	25		400	20					3	3	2	6	10	210				400					
Perry John	20	100		1000	20		4		1	2	1	21	15	200				100						
Elkins Peter	12	28		250	10		1			2			4	120				100						
Laugherty Hugh	25	55		600	75		4	2	3		3	11	11	413		65		20						
Coppage Anthony	40	80		2500	75	100	2	4	4		5		30	740				40	500					
Clark William	150	170		2000	200	300	7	3	1		1	200	14	1400		200		700	600	30				
Martin George	80	80		3200	100		6		4	6	4		30	650				400	400					
Neighbors William	50	200		3000	20	100	3		4		13	15	7	550		160		100	125					
Wishon Benjamin	200	1400		9200	50	200	10	14	3	4	4	5	33	3255		3000		2000	150					
Black Samuel	150	170		2000	200		4		5		10	20	5	550		100	160	200	100	35				
Daniels William	13	145		2000	20		1		2		2			160				200						
Roach Quincy P	50	28		800	25		3	2	5	4	8	20	15	699		18	40	400						
Cartz James S	80	195		3500	50	150	4		2		5		2	256				2000	75					
		1668	5566	65780	3190	1420	98	38	74	59	116	503	576	17556	4938	250	11295	3447	65				26	

SCHEDULE 3.—Productions of Agriculture in Rolla Township, in the County of Phelps, in the State of Missouri, in the Post Office: Rolla Mo.



Name of Agent, Owner, or Manager.	ACRES OF LAND.			PRESENT CASH VALUE.		Total amount of wages paid during the year, including value of board.	LIVE STOCK, JUNE 1, 1870.								PRODUCE DURING THE YEAR.								
	Improved.	UNIMPROVED.		Of farm.	Of farming implements and machinery.		Horses.	Mules and Asses.	Milch Cows.	Working Oxen.	Other Cattle.	Sheep.	Swine.	Value of all live stock.	WHEAT.		Indian Corn.	Oats.	Barley.	Buckwheat.	Rice.	Tobacco.	
		Wood-land.	Other unimproved.												Spring.	Winter.							
No.	No.	No.	Dolls.	Dolls.	Dolls.	No.	No.	No.	No.	No.	No.	No.	Dolls.	Bush.	Bush.	Bush.	Bush.	Bush.	Bush.	Lbs.	Lbs.		
1	2	3	4	5	6	7	8	9	10	11	12	13	14	15	16	17	18	19	20	21	22	23	24
Moss Lucy A	30	90		3800	25	150	1		4	2	4	40	10	440				160	214				
Walls Joseph	10	30		400	20			1	3	2	2		1	250				150	8				
Bennett Francis W	15	60		500	10				1		3	2	7	65	44			40		6			
Moulsey James	4	36		300	100				2	2	2	21	5	160				28					
Dean Henry	100	146		2400	30	100	5		3	6	22	8	90	922	284			500	100		20		
Clark George	20	60		800	20		5		3		7	20	12	415				200	100		8		
Wauld Anthony	30	50		800	20				2	3	4		50	290		20		150	40				
Daley John	20	20		400	20				2	2	2		6	150				200					
Wishon Daniel	50	70		960	20	20	3			4		10	8	406	143			100	150				
Vaughn Anna	8	72		600	200						1		2	16				40					
Evans David	30	280		2400	20		2		1					180	30			150					
Wishon Nancy	20	15		300	20		1		3			14	1	143	30			20					
Dean Aaron	60	60		1200	20		1	1	2	2	2	14	35	275	67			400				200	
Evans Hugh	10	95		700	20		6	1	2		5	18	2	235	47			300					
Coffman Elizabeth	40	65		900	20		7	3	4	2	9	7	16	637	115			115	114				
Coffman John B.	40	65		900	20		3	1	2	4	4		20	455	90			50	150				
Walls Robert P	40	120		1600	20		1		1	3	8	8	8	174		25		150	25				
Waldo Christ	5	75		400	10				2	2	2		1	127				10					
Harkins Wilbur	75	165		2000	15	20	3		4	3	7	25	11	526	64			200	180			1500	
Crawley Caroline	8	71		600	15		2							150				60					
Flemming Samuel	220	220		3000	30	8	8	1	4	8	3	28	30	722	80			300				3500	
Flemming James	40	80		1000	15		5	1	2		5	21	25	270	123			300					
Plummer Andrew	35	125		1000	10		1		1	2	2		15	165				100					
Livingston Catharine	3	77		400						1	2		11	50				10					
Barnes Joel	25	55		800	10		3		2	2	6		10	320	50			300					
Barnes George	10	70		500	10		2		1				10	170				30					
Boss Andrew	5	75		500	10				2				5	75									
Lane James	25	55		600	10		1		4	2	4	22	20	315	47			300					
Lenox John	25	15		300	10		2		2	2	2	15	15	190	30			200					
Huff Snodden	90	114		2640	35	4			3	2	6	9	11	460	60	40		50					
Arnold Sarah L.	4	26		400	10				1	2	1		4	120				6					
Davis William	17	23		400	10				1	2	1		14	135	12			10					
Miller George W.	4	76		400	20		2		1	1			5	100				5	40				
Winemiller Harrison	10	30		250	10		1		1	4			7	250	15			350	20				
Winemiller Marthy	5	75		400	10				2	1	7	6	75	75	42			60					
Payor Leroy	35	85		600	20		2		2	2	10	12	15	370	80			200	200				
Dean William	15	45		800	20				2	2	2		5	150	42			15					
Ginder John B.	40	120		1600			1	2	1		2		3	300				50	20				
Lighth Spencer	20	60		400	15		5		2		4	8	15	350	59			100					
Britton Jasper	20	100		800	15	10			1	2	1		5	125				150					
	1283	3184		38750	915	315	75	11	75	63	133	307	458	10751	1570	65		5359	1461		34		5200

State of Missouri, enumerated by me on the 18th day of July, 1870.

Enoch P. Fennell, Ass't Marshal.


YEAR ENDING JUNE 1, 1870.

Cotton. (450 lbs.)	Wool. Lbs.	Pens and Beans. Bush.	POTATOES.		Orchard products. Dolls.	Wine. Gallons.	Produce of Market Gardens. Dolls.	DAIRY PRODUCTS.			SEED.			SUGAR.			BEES.		Forest products. Dolls.	Value of Home Manufactures. Dolls.	Value of animals slaughtered or sold for slaughter. Dolls.	TOTAL VALUE. Dolls.																	
			Irish. Bush.	Sweet. Bush.				Butter. Lbs.	Cheese.* Lbs.	Milk sold. Gallons.	Hay. Tons.	Clover. Bush.	Grass. Bush.	Hops. Lbs.	Hemp. Tons.	Flax. Lbs.	Flax seed. Bush.	Silk cocoons. Lbs.					Maple. Lbs.	Cane. Hhds. (1,000 lbs.)	Molasses. Gallons.	Wax. Lbs.	Honey. Lbs.												
25	26	27	28	29	30	31	32	33	34	35	36	37	38	39	40	41	42	43	44	45	46	47	48	49	50	51	52												
			30																		50 ^s					110													
	50		25					500													480 ^s				600	2370													
			50					100			1													25	70	485													
	26		12					100			1												50	16	80	940													
			8					100			2															24	220												
	30		10					250			3														15	308	1062												
	120		50					300			50														50	160	1563												
								300																			96	980											
	14		10					250																		15		208											
			5					200			1																135	420											
								50			2																25	225											
	20							50			2															10	100	358											
	30		15					100																					25	222									
			10					100																					40	260									
			10					100																							100								
								150																						22	245								
	30		12					150			1																			25	390								
	15		15					150																						50	50	140	468						
			100					200			10																				80	700							
	40							25			4																			22	140	986							
	50		7								2																				12	125	600						
			20	3				200			4																				60	160	679						
			20					150																							60	80	372						
			10																												10	20							
			30					50																										225					
			100					150			8																					45	35	62	268				
	30		15					100																										20	240				
			15					100			1																							40	48	300			
			50					50																										110	40	300			
			30					50																												60			
			6																																	12	22		
	12		20					100																											20	48	287		
	6		8					150			1																								40	8	335		
			60					100			6																										100		
	30		12					100			1																									48	201		
			60					200			10																									40	252		
			25					50																													140		
			200					100																													25	240	
	6		80					150																													124		
			60																																		100		
50 ^s			1190	3				5175			110																								1320	685	191	2819	16178

* This will include only such cheese as is made upon the farm. Milk sent to cheese factories will be regarded as milk sold off the farm.

SCHEDULE 3.—Productions of Agriculture in Rolla Township, in the County of Phelps, in the

Post Office: Rolla Mo.



Name of Agent, Owner, or Manager.	ACRES OF LAND.			PRESENT CASH VALUE.		Total amount of wages paid to laborers including value of board.	LIVE STOCK, JUNE 1, 1870.								PRODUCE DURING THE YEAR.										
	Improved.	UNIMPROVED.		Of farm.	Of farming implements and machinery.		Dolls.	Dolls.	Horses.	Mules and Asses.	Milch Cows.	Working Oxen.	Other Cattle.	Sheep.	Swine.	Value of ALL live stock.	WHEAT.								
		No.	Wood-land.														Other unimproved.	Spring.	Winter.	Rye.	Indian Corn.	Oats.	Barley.	Buckwheat.	Rice.
1	2	3	4	5	6	7	8	9	10	11	12	13	14	15	16	17	18	19	20	21	22	23	24		
1. Wooley George	55			1000	20		6		3		9	27	20	604				60	100						
2. Harley Michael	20	60		800	15				2	2	5	7	3	160		50			30						
3. Murphy Caroline	10	70		800	20		4		3	4	3			350				160	80		5				
4. Sturdivant George	12	28		300	10		2		2	2	18	25		295				100	50						
5. Krokan William	25	55		800	20		2		2	1				262											
6. Mitchel John H	60	100		3000	25		17		5	10	10	60	8	1021		60		400	100						
7. Simpson John	20	140		2000	15		2		2		3		10	230					100						
8. Chamberlain Daniel	25	55		1000	20		1		3	4	2		5	348				200							
9. Wooley Moses	5	75		800	10		1		2	2			3	155		35		100	6						
10. Houston John C.	65	135		3000	28		3		2	4	8	30	90	525				1000	30						
11. Arbuckle Jackson	10	30		400	10		1							50				50						200	
12. Kilgore David	25	55		800	20				3	2	3	4	5	118		55		100	100						
13. Mathenia Philip	20	54		740	10				2	2	1	11	4	110		30		40	20						
14. Hessler Charles	40	130		2000	15		2		1	1			14	225		56		400	20						
15. Davis Benjamin	10	70		400	10		4		3	4	13	5		350				100							
16. Leavith Warren	20	60		500	10		1		1	2	2	6	5	135		55									
17. Schneider Christian	12	28		200	10				1	2	4			120											
18. Miller George R	15	115		2000	10				1	2	1		6	195				125							
19. Tucker Richard	10	70		500	10		2		1	2	1		2	195				100							
20. Tucker Francis	75	125		1500	10		5		1	4				245		190		200	25						
21. Albert Francis	10	70		600	10				1	2				100				12							
22. McDonald Joseph	40	40		1000	20		1		4	2			2	300		85		100	50						
23. Wallis James F	24	56		1000	20		1		1	2	5		2	205		80		150							
24. W. Master Daniel	12	28		400	10		2		2	2		12	15	260				250	60						
25. More Walkins B	15	65		800	50				2	2	6	4	6	140		40		120							
26. Perry John	8	72		500	10		1			2	1			125				150							
27. King James	90	190		2800	25		9		7	2	16	16	16	741		141		400							
28. Drennan Harry	20	150		4000	25		2		4	2	5	20	7	330		70		150							
29. Drennan Hampton	18	64		450	10		2		1	2	9	1		200		75		100							
30. Wideman John	8	72		400	10		1		1	4			5	120				60	8						
31. Satter Peter	10	70		600	10		2		2	2				150				40	10						
32. Melton John	6	74		400	14									10	25		15		40						
33. Skyles Wilbur	60	60		2000	15		4		1	2			12	294		150		300	50						
34. Eddleman Alex ^{dr}	25	55		1000	15		3		1	2	3	4	12	310		105		200	75						
35. Lane James	30	50		1000	16		1		1	2			15	155		60		300							
36. Fannon John	25			500	15		2		2	2	2		13	335		112		1000							
37. Skyles Heskiah	60	140		2800	80	20	9		4	4	5	21	40	850		450		450	465						
38. Oyer John	10			200	10		1		2	1	3	5		100		75		100							
39. Burgess Isaac	20	60		800	10		1		1	1			10	105				200							
40. Burgess Joseph	12	108		1000	20		1	1	1	4	4	4	12	300				150							
	1057	2874		44820	703	20	89	1	74	68	125	269	402	10854	1992		7407	1379		8				200	

State of Missouri, enumerated by me on the 28th day of July, 1870.
E. P. Ferrell, Ass't Marshal.

YEAR ENDING JUNE 1, 1870.

Cotton. Bales (450 lbs.)	Wool. Lbs.	Peas and Beans. Bush.	POTATOES.		Orchard products. Dolls.	Wine. Gallons.	Produce of Market Gardens. Dolls.	DAIRY PRODUCTS.			SEED.					SUGAR.			BEES.		Forest products. Dolls.	Value of Home Manufactures. Dolls.	Value of animals slaughtered or sold for slaughter. Dolls.	TOTAL VALUE. Estimated value of all farm produce on hand, including per- centage on additions to stock. Dolls.						
			Irish. Bush.	Sweet. Bush.				Butter. Lbs.	Cheese.* Lbs.	Milk sold. Gallons.	Hay. Tons.	Clover. Bush.	Grass. Bush.	Hops. Lbs.	Hemp. Tons.	Flax. Lbs.	Flax-seed. Bush.	Silk cocoons. Lbs.	Maple. Lbs.	Cane. Hhds. (1,000 lbs.)					Molasses. Gallons.	Wax. Lbs.	Honey. Lbs.			
25	26	27	28	29	30	31	32	33	34	35	36	37	38	39	40	41	42	43	44	45	46	47	48	49	50	51	52			
	30		20					150			9										120					140	267	1		
	10		75					100			2															42	185	2		
			100					200			10										20					24	319	3		
	24		15					100																		115	207	4		
			190	10				50																				187	5	
	120		20					250			5																201	674	6	
			40					100			2																105	210	7	
			40					150			6										80						90	350	8	
			8					100																			65	190	9	
			60					100													40				30	90	675	10		
			25																									57	11	
	10		35					150																				390	12	
	20		25								1														10	32	80	13		
			20					50																		32	250	14		
	17		50					150													20				40	52	350	15		
			50					50																				75	16	
			20					50																				20	17	
			50					50																				82	18	
			10					50																				65	19	
			18					50													100		30					269	20	
			40					50																				36	21	
			50					250																			10	315	22	
			5					50													80						16	310	23	
	10		20					100																			116	290	24	
			75					100																			20	200	25	
			5																									77	26	
	80		30					300			30															15	168	921	27	
	25		25					200			10										40						120	440	28	
	9		12					50			20										10						48	492	29	
			25					50			1																12	96	30	
			50					100																				52	31	
			10																								40	82	32	
			6					50			35																80	682	33	
								50													10						80	330	34	
			4					50																		10	76	320	35	
			25					1													20						233	857	36	
			15					200			7															25	160	1132	37	
			12					100													40						12	40	181	38
			20					50			2																45	200	39	
			60					50																			40	169	40	
	355		1310	10				3101			144									580		30			142	2295	11970			

* This will include only such cheese as is made upon the farm. Milk sent to cheese factories will be regarded as milk sold off the farm.

SCHEDULE 3.—Productions of Agriculture in *Rolla Township*, in the County of *Missouri*, in the Post Office: *Rolla*



Name of Agent, Owner, or Manager.	ACRES OF LAND.			PRESENT CASH VALUE.			LIVE STOCK, JUNE 1, 1870.								PRODUCE DURING THE YEAR.								
	Improved.	UNIMPROVED.		Of farm.	Of farming implements and machinery.	Total amount of wages paid during the year, including value of board.	Horses.	Mules and Asses.	Milk Cows.	Working Oxen.	Other Cattle.	Sheep.	Swine.	Value of ALL live stock.	WHEAT.			Indian Corn.	Oats.	Barley.	Buckwheat.	Rice.	Tobacco.
		Wood-land.	Other unimproved.												Spring.	Winter.	Eye.						
No.	No.	No.	Dolls.	Dolls.	Dolls.	No.	No.	No.	No.	No.	No.	No.	Dolls.	Bush.	Bush.	Bush.	Bush.	Bush.	Bush.	Bush.	Lbs.	Lbs.	
1	2	3	4	5	6	7	8	9	10	11	12	13	14	15	16	17	18	19	20	21	22	23	24
1																							
2																							
3																							
4																							
5																							
6																							
7																							
8																							
9																							
10																							
11																							
12																							
13																							
14																							
15																							
16																							
17																							
18																							
19																							
20																							
21																							
22																							
23																							
24																							
25																							
26																							
27																							
28																							
29																							
30																							
31																							
32																							
33																							
34																							
35																							
36																							
37																							
38																							
39																							
40																							


I hereby certify that I have correctly taken the Agricultural Statement of Rolla Township Phelps & Co. Mo according to Law and Instructions

Ernest P. Furell,

*Asst. Marshall
7th Sub-Dist*

SCHEDULE 3.—Productions of Agriculture in Spring Creek Twp, in the County of Phelps, in the

Post Office: Rolla Mo



Name of Agent, Owner, or Manager.	ACRES OF LAND.			PRESENT CASH VALUE.		Total amount of wages paid during the year, including value of board.	LIVE STOCK, JUNE 1, 1870.								PRODUCE DURING THE YEAR.									
	Improved.	UNIMPROVED.		Of farm.	Of fencing, implements, and other machinery.		Horses.	Mules and Asses.	Milk Cows.	Working Oxen.	Other Cattle.	Sheep.	Swine.	Value of all live stock.	WHEAT.		Rye.	Indian Corn.	Oats.	Barley.	Buckwheat.	Rice.	Tobacco.	
		No.	Wood-land.												Other unimproved.	Dolls.								Dolls.
1	2	3	4	5	6	7	8	9	10	11	12	13	14	15	16	17	18	19	20	21	22	23	24	
Kelly Com M	13	42		600	80		2		1	2			6	150				200						
Johnson Lewis	8	32		200										24	75									
Brookshire N	3	12		100			3	2	5	13	20	300												
Mitchell Mary	57	170		2000	75		7	3	2	6	11	40	500		180		400	300						
Kearns Henry	30	50		500	50		1	2	2	4	24	50	500		40		300	50					1000	
Havin John	75	85		2000	100		7	2	6	4	12	40	50	1400		200		400	100					
Capelin Thos	90	260		2500			3	1	2				12	375										
Miller John	25	55		1000	25			2	2	2	3	27	30	500		40		500	150					300
Hall Com W	20	68		400					1	2	1		7	150				100						
Havin Jas	35	85		1000	100		4		3				7	250				100						
Lamar W.S.	25	135		600	50		1	2	2	6	12	12	200		70		200	30						
Malone J.P.	16	64		400	25		1	2	2	2	10	25	150		50		200	50						
Havin Jas	10	70		200					1	3	5	8	80		40		75							
Havin Jas	30	130		500					2	2	3	9	17	250				200						
Havin Jas S	32	210		1500	30		2	1		5	8	16	150		100		300							
Kearns Jas	15			500	25				2	2	3	7	13	200										
Black Israel	50	120		800	50		4	2	2	4	3		20	600				500	100					200
Arnes S D	40	120		800	25				1	2	5		10	250										
Bonard Louis	60	220		3000	200		5		3	4	8		30	800		100		500	200					
Havin Richd B	25	135		1000			1		2		3	15	10	275										
Crum Nancy J	12	68		200			1		2	2	2	14	14	200		20		100	30					
Jackson F.M.	30	106		800	35		2	2	1		2	11	11	300		50		400						
Adams Jacob	25	75		400	40		2		4	4	4		17	200		80		300						
Reinerson Chris	100	240		2000	100		5		5	4	12	66	30	800		160		500	500					
Mitchell Levi	20	80		200			3		2	2	3		25	250		50		200	100					
Arnold Thos C	40	80		1200	25		3		1	4	4		47	1150		45		75	200					
Mitchell Com	20	80		225			5		3	2	3	30	30	530		100		400						
Webber Com	15	65		700					2	2	2			125				200						
Doust David R	30	210		1000			3		2	2	5	19	16	400		20		200						25
Mace Jas	75	305		3000	150		7	2	5		12	23	30	1200		200		600	500					
Mace Com	60	400		3500	100		5	2	5		5	12	35	1100		100		500	200					
Grady John W	50	140		400						2			9	50				30						
Capelin Mary	15	47		300					2	2	1	6	12	225		20		50	20					
David L.A.	10	150		400					1	2	2			200										
Edwards L D		80		200			1		3	4	3		15	300										
Flett A.C.	80	280		3500	110	200	14		4		10	1	17	300		25		200						
Stack John		120		600					1	2	2		13	140										
Black Lewis	100	100		3000	200	300		14	5		25	41	25	1000		150	30	300	300					
Anthony J.W.		160		200			1		2		2	3	12	200		100		250						
Black Clark	100	60		1500		250	6	4	6	6	20	36	20	1500		150		1500	500					

13934765 426237535 750 86 21 94 70 195 420 738 16570 2060 3099003330 1525

State of Missouri, enumerated by me on the 15th day of August, 1870.
P. S. Hutton, Ass't Marshal.

YEAR ENDING JUNE 1, 1870.

Cotton. (Bales 450 lbs.)	Wool. Lbs.	PEAS AND BEANS.		POTATOES.		Orchard products. Dolls.	Wine. Gallons.	Produce of Market Gardens. Dolls.	DAIRY PRODUCTS.			SEED.			Hops. Lbs.	Hemp. Tons.	Flax. Lbs.	Flax-seed. Bush.	Silk cocoons. Lbs.	SUGAR.		BEES.		Forest products. Dolls.	Value of Home Manufactures. Dolls.	Value of animals slaughtered or sold for slaughter. Dolls.	TOTAL VALUE. Dolls.				
		Bush.	Bush.	Irish. Bush.	Sweet. Bush.				Butter. Lbs.	Cheese.* Lbs.	Milk sold. Gallons.	Hay. Tons.	Clover. Bush.	Grass. Bush.						Maple. Lbs.	Cane. Hhds. (1,000 lbs.)	Molasses. Gallons.	Wax. Lbs.					Honey. Lbs.			
25	26	27	28	29	30	31	32	33	34	35	36	37	38	39	40	41	42	43	44	45	46	47	48	49	50	51	52				
	10		400					500																10	100	600	1				
	50		70					200			3										80			50	400	3400	2				
	80		70					500													50			100	300	1900	3				
	25		300		300			700			400										3			200	100	500	3500	4			
			35					250			2										3			40			380	5			
	50		25					200			10										5			40		200	1000	6			
	20		30					500													5			25		500	500	4500	7		
	10		20		100			100																			200	900	8		
								100																			150	550	9		
								50													8			40			75	600	10		
								200																			100	1000	11		
	20																										150	350	12		
			15					250													3			15			200	950	13		
	20		50					350													3			3			200	800	14		
	60		45					300																		100	165	1150	15		
	30		20					200																		100	100	700	16		
			10					15													5			50		25		400	17		
	10							50																			150	900	18		
	35		20		100			50													3			60		100	300	1800	19		
	25							150																			100	1100	20		
			25					400													8			40			500	2500	21		
								100																			100	650	22		
								200																			400	3000	23		
																											25	100	24		
								50																			75	300	25		
	26							125			3										5			40		100	50	300	26		
								100													5			25		50	50	375	27		
								500			8																75	350	28		
	30							100													5			60		50	50	500	29		
	30							100													3			50			100	675	30		
	30							25													5			20			50	125	31		
																											125	275	32		
			50					200													5			50		25	500	2000	33		
	40		40					350													5			60		100	750	1100	34		
	50		10		150			200													5			50		50	150	1600	35		
	35		15		25			400													5			20		100	150	1500	36		
																												500	37	37	
																													100	38	38
								250													5			60			50	450	39	39	
	15		15					200													5			20		100	100	550	40	40	
	711		895		675			6815			66									5			1155		250	185	6120	39530			

* This will include only such cheese as is made upon the farm. Milk sent to cheese factories will be regarded as milk sold off the farm.

SCHEDULE 3.—Productions of Agriculture in St James Township, in the County of Phelps, in the

Post Office: Rolla



Name of Agent, Owner, or Manager.	ACRES OF LAND.			PRESENT CASH VALUE.		Total amount of wages paid during the year, including value of board.	LIVE STOCK, JUNE 1, 1870.								PRODUCE DURING THE YEAR.									
	Improved.	UNIMPROVED.		Of farm.	Of farming implements and machinery.		Horses.	Mules and Asses.	Milk Cows.	Working Oxen.	Other Cattle.	Sheep.	Swine.	Value of live stock.	WHEAT.		Rye.	Indian Corn.	Oats.	Barley.	Buckwheat.	Rice.	Tobacco.	
		No.	Wood-land.												Other unimproved.	Doll.								Doll.
1	2	3	4	5	6	7	8	9	10	11	12	13	14	15	16	17	18	19	20	21	22	23	24	
Emory Silas	40	100		1200	45	60	1	4	3			30	17	500		40	20	50	25					
Goley Saml H	15	35		400	25		3		3	12	2		12	1500				150						
Mallis Frank J	6	74		400	40			1	2		11	5	11	210				280						
Manman Simon	10	70		800	85		2		1				6	2000		15		100	80					
Wright John J	4	76		600	5		1		1					70				50						
Ruster Henry	70	130		4000	185	100	4		3	8	9	25	25	1095		275	40	850	120					
Staller Leonard	8			100	50		1		3	2	3	17	15	260				100						
Gorman J.S	60	180		1200	100	20	9	1	7	6	8	30	30	1210		100	30	750	50					
Peterson Oswald	16	64		400	15		2		2				16	230				200	25					
Zang Peter	16	64		400	45				2	2	1	3	8	175				100						
Sevens Tho	50	150		1200	70		3		3	4	8	40	20	540		80	30	100						
Sevens Franklin	30	130		1200	100		4		4	2	11		16	450				100						
Penell Michael	20	60		800	50				2	2	1	8	12	120		35		60						
Stiles John	6	74		300	35				2	1	3	4	4	105				50	50					
Gorman Mathew	75	147	25	3000	150	200	4		6	7	30	30	30	965		104	65	300	100					
Lepton Abr	7	33		300	15				1	4	2		12	250				150						
Potts Hiram	15	65		500	60	50	1		4	2	1		1	225				100						
Fisher Hage	10	70		500	10				1	2			2	105				40						
Murphy Michael	30	170		2400	78		5		2		4	16	10	500		60		12	50					
Emory Agro	20		15	3000	200	420	2		4		4		7	640				300	150					
Rose Martin	55	120		360	50					2			9	110		25		130	300					
Seymore Edw J	12	4		2800	100	300	1		3					160				100						
Stinson Wm	15	25		1000	20		2		1				3	225				75						
Deegan Tho	30	287		1000	20					1				25		50								
Tallent Joshua	40			600					1	2			30	145										
Leff Geo A	18	20		4000	100	300	2	1	2	2	0		10	585				100	100					
Sevier John	5	75		800	50		2		2		1		6	175				10						
Gorman Tho	30	60		900	80	150	2		3	4	3	10	12	400				250	65					
Batter Wm	5	35		250	20					2			1	80				20						
Rovine B.D	5	65		500	65		1	1	1	4			20	300				100						
Nicholas J.J	8	72		500	50		2			2			7	200				50						
Robinson Albt	50	70		1200	100	12	1		4		3	16	25	250		170		250	100					
Robinson J.H.	20	100		100	50		3			2			13	300				150	75					
Coch Wm	6	34		300	35				2	4	4	15	2	275				200						
Grant Holt Fla	20	120		1000		75	1	1	2		8		5	300				100	25					
Ellis David	40	80		1200	100	25	3		2		4	8	20	370		80	15	250	50					
Hildebrand John	8	70		600	10		1		2		2		8	136		9		40	50					
Gorman Finley	40	60		1100	100		6		3	8	5	8	20	400		60		400	30					
Gorman Henry	50	30		2000	125	100	2		3	2	7	26	20	1000		80	60	250	100					
Fisher Saml	50	30		1000	75	70	1		2	4	3		12	350		55	30	200	45					


1015 3049 40 53110 2513 1882 12 9 81 95 102 297 473 14876 1242 290 6332 1695

State of Missouri, enumerated by me on the 16th day of August, 1870.
S. P. Smith, Ass't Marshal.

YEAR ENDING JUNE 1, 1870.																									TOTAL VALUE.					
Cotton.	Wool.	Pens and Bams.	POTATOES.		Orchard products.	Wine.	Produce of Market Gardens.	DAIRY PRODUCTS.			SEED.			Hops.	Hemp.	Flax.	Flax seed.	Silk cocoons.	SUGAR.		Molasses.	BEES.		Forest products.	Value of Home Manufactures.	Value of animals slaughtered or sold for slaughter.	Estimated value of all farm production, including bot- tomers and addi- tions to stock.			
			Lbsh.	Sweet.				Butter.	Cheese.*	Milk sold.	Hay.	Clover.	Grass.						Maple.	Cane.		Wax.	Honey.					Dolls.	Dolls.	
Bales (450 lbs.)	Lbs.	Bush.	Bush.	Bush.	Dolls.	Gallons.	Dolls.	Lbs.	Lbs.	Gallons.	Tons.	Bush.	Bush.	Lbs.	Tons.	Lbs.	Bush.	Lbs.	Lbs.	Hbds. (1,000 lbs.)	Gallons.	Lbs.	Lbs.	Dolls.	Dolls.	Dolls.	Dolls.			
25	26	27	28	29	30	31	32	33	34	35	36	37	38	39	40	41	42	43	44	45	46	47	48	49	50	51	52			
1	18				5			150			2															50	210	1		
2			80					150			12																64	250	2	
3	10		4					100													30						7 35	185	3	
4								50																			16	170	4	
5			25					50																			60	107	5	
6	70		80		25			150														60					132	1033	6	
7	30		5					150														10					40 50	200	7	
8	50		20		20			250			4																30 205	743	8	
9			50					100														20		10	85		10 85	450	9	
10			40					100																			20	115	10	
11			30		80			300																			50 320	150	11	
12			8					200																				85	187	12
13	27		25																									48	125	13
14			35																										60	14
15			100								30											20				25 135	1000	15	15	
16			6					50																			40	225	16	
17			10					50																			100	165	17	
18			10					50																					55	18
19			20					100																			50 80	340	19	
20								200																			192	1157	20	
21											40																		800	21
22			25		120						10																		400	22
23			15					50																			100	145	23	
24			60		20			50			1																40	330	24	
25			30					50			30																30	350	25	
26			15		15			100			2																	111	308	26
27			50		2			100																					40	27
28	27		30					150																				80	305	28
29			45																										25	29
30			10					50																			80	185	30	
31	14		10																										30	31
32	35		15					150																			15 105	349	32	
33			25																									45	237	33
34	14							150																			15 16	150	34	
35	33		50					100														20					15 80	210	35	
36			70					100																				50	170	36
37			8		6			150			2																	15 96	1160	37
38			10					150			2																	20 90	300	38
39	112		25		25			150																				15 50	350	39
40			25		50			100																				80	365	40
	350		1066		336			3830			155										175					307	2993	12906		

* This will include only such cheese as is made upon the farm. Milk sent to cheese factories will be regarded as milk sold off the farm.

SCHEDULE 3.—Productions of Agriculture in St James Township, in the County of Phelps, in the Post Office: Roller



Name of Agent, Owner, or Manager.	ACRES OF LAND.			PRESENT CASH VALUE.			Total amount of wages paid during the year, including value of board.	LIVE STOCK, JUNE 1, 1870.							PRODUCE DURING THE YEAR.										
	Improved.	UNIMPROVED.		Of farm.	Of farming implements and machinery.	Dolls.		Dolls.	Horses.	Mules and Asses.	Milch Cows.	Working Oxen.	Other Cattle.	Sheep.	Swine.	Value of all live stock.	WHEAT.		Rye.	Indian Corn.	Oats.	Barley.	Buckwheat.	Rice.	Tobacco.
		No.	Wood-land.														Other unimproved.	Dolls.							
1	2	3	4	5	6	7	8	9	10	11	12	13	14	15	16	17	18	19	20	21	22	23	24		
Hester Eli	70	170		5000	75	100	3	6	5	9	14	520		85		240	100								
Hildebrand James	30	45		1300	15	20	1	2	2	1	5	4	250		15	20	100	40							
Bushman H	25	180		2000	100	150	3	4	2	2	23	20	500		60		300	75							
Rouse G.B.	5	75		200	10			1	2	1		19	145		50	5	60								
Green Edmund	8	72		200	10		0	1				2	100		10		20								
Hughes Emily	10	70		300	75			1	2	2	1	3	200				50								
Green Olive	15	65		100	15			2	2			5	150		20	15	10					50			
Harkney John	10	30		200	30				2	2	2	9	150				30								
Rouse J.H.	30	50		1200	60				2	2		10	100		12	70	100	40				9			
Crammer Chas	20	60		800	75		2	3	2	3	4	10	305		80		250								
Hughes Mary E	15	65		700	30		3	3		1	5	11	325			30	300								
Smith John	30	50		700	50		6	1	2				300				400								
Sawyer Geo	12	68		500	15			2	2	3	10	4	110				100								
Robertson J.P.	20	100		800	15		1		2			5	110		10		25								
Robertson Wm	20	60		600					2			4	100		25	10	50					7			
Burkholder P	60	100		1600	30		5	3	2	2	6	23	40	790	104		600	70							
Collins Lewis	45	35		1000	60		6	2	4		5	10	15	385	75	10	75	145							
Mallock Ransom	25	35		700	90		1	3	4	4	12	20	280		50		100	75							
Rouse Spaulding	15	65		700	15			1	2	2		8	135		10	5	100	5							
Rouse Mangel	23	57		500	100		1	2	2	1	3	18	330		10	20	300	125				8			
Gaff Welfred	4	76		300	3			1		1		5	50				70								
Bolin Bogwell	20	20		250	50		2	1		5	3		235				50								
Hughes M E	15	65		1000	15		1					10	75				150							200	
Lotts Adam	60	100		1500	80		2	1			12	11	200		100		350								
Mezill S	20	20		300	20			2		5	14	7	100				250								
Mallock Martin	25	95		600	10		1	1			6	6	125		25		100	30							
Rinehart G.W.	45	75		1200		65	3	2	5		5	20	10	575	140		100	200							
Mallock Wm	20	80		800	70		2	2	2	2	4	1	350		8		40	175							
Hutchinson Bay	15	65		1300	75		2	2			16	10	200		33	28	75	75							
Hoss Crumpton	20	30		800	35		1		2		8	18	175		100	40	80	35							
Crook Isaac	25	55		600	15		2	1				2	150		10		75								
Crook Jacob	75	85		2500	60		5	1	5		10	16	14	600	210		100	500							
Crook J.F.	30	129		1200	15		2	1			4	10	250		12	20	50	120							
Mallock Lewis	65	105		2000	300		3	6	5		10	20	10	996	185	6	400	200							
Rouse John W	25	55		800	75		2	4		1	10	14	300			20	200	60							
Cooper Geo W	30	230		1800	75			1	2		10	11	140		110		25	40							
Green Jonathan	25	120		1000	60		2	1	2			6	175		60		100	100							
Draver Paul	30	51		500	30	20	2	3	2	2	11	4	296		28		50	75							
McAllister D	40	100		1000	50		2	2			2	12	250				200	100							
Lavault John	40	165		2000	40		5	1	4		5	18	18	613	100		200	75							
	1167	3233		38700	1948	3555	71	17	82	42	95	273	406	11284	1673	299	5940	2542			74			200	

SCHEDULE 3.—Productions of Agriculture in St James Township, in the County of Phillips, in the Post Office: Rolla



Name of Agent, Owner, or Manager.	ACRES OF LAND.			PRESENT CASH VALUE.		Total amount of excess paid during the year, including value of board.	LIVE STOCK, JUNE 1, 1870.							Value of all live stock.	PRODUCE DURING THE YEAR.								
	Improved.	UNIMPROVED.		Of farm.	Of farming implements and machinery.		Horses.	Mules and Asses.	Milk Cows.	Working Oxen.	Other Cattle.	Sheep.	Swine.		WHEAT.								
		Wood-land.	Other unimproved.												Dolls.	Dolls.	No.	No.	No.	No.	No.	No.	No.
No.	No.	No.	Dolls.	Dolls.	Dolls.	No.	No.	No.	No.	No.	No.	No.	Dolls.	Bush.	Bush.	Bush.	Bush.	Bush.	Bush.	Bush.	Lbs.	Lbs.	
1	2	3	4	5	6	7	8	9	10	11	12	13	14	15	16	17	18	19	20	21	22	23	24
1	Wanson Nancy C	50	150		1200	50		4	3	2		14	13	300		50	20	60	75			5	
2	Simpson Jas	70	90		2500	40	100	4	3	6				24	890	250		250	160				
3	Firing Simon	50	240		3000	100	100	9		4		5		14	320	196		300	400				
4	Blackwell John	25	130		1500		45	1	1	1					200	13		150	275				
5	Scantling W P	50	102		1000		75	3		3		1	13	10	325	76	24	100	75				
6	Mezell B	9	31		250	10		1		2		1	4	1	110			50	20				
7	Jackson Morgan	30	120		1400	35		1						5	13	75	100		50	75			
8	Noblet Henry	20	120		1000	55		2		1		1	10	5	220	15		30	40				
9	Williams Alf	10	30		700	10		1		2		1		3	130			75	40				
10	Ballard Jas	85	111		2000	100	150	3		6		4	28	20	580	173		600	115				
11	Blackwell Alb	20	20		250		45	2						9	13	100	95		120	100			
12	Scantling Jesse	30	150		1200		80	2		2		2	16	10	280	100		250	150				
13	Scott Jonathan	10	70		600	15		2		1			10	5	200	25		30					
14	Morris Jas	40	122		500	50		2		2			7	8	225	100		250	44				
15	Watson Levi	70	90		1500	40		3		2		8	20	25	405	63		250	69				
16	Wash Ho	100	60		4000	100		11		5	13	3		31	1100	698		275	75				
17	Lotts Jacob	60	60		1200	50		5		4	2	4	16	6	500	150		250	150				
18	Baker Chas	50	80		2000	40		4		2	2	4		11	550	100	25	100	100		14		
19	Omre Jas P	7	53		200	30								1	5		2	100					
20	Green Andrew	65	143		2000	100	50	6	2	5		4	35	15	740	136		300	100				
21	Green Jackson	100	140		1200	50		5		4		4	18	18	584	40		300	100				
22	Green Elizabeth	40	120		1000	20		2		2	2	3		12	284	40		200	60				
23	Beckham Co	23	67		500	15		1	1	2		1	6	10	210	60		30	80				
24	Caplain Jas	25	65		300	50		4		3	2	1	5	16	400	480		40	50				
25	Miles Wm	40	120		1200	80		2		1		3	15	9	250	50			20				
26	Stone R	15	65		500	10				1	2	1	2	4	110			10					
27	Hawen Wm	150	550		3900	100		8		5	4	10	20	12	810	100		500	300				
28	Brunstater W	40	80		1200	50		3		1		2	14	11	250	50		200	50				
29	Brunstater D	10	70		700	15		2		2	2		2	10	200	5		100	50				
30	Ray Wm	16	64		700	35		1		3	2		2	3	150	15		100	30		15		
31	Stuitts John	12	68		500	15		1		2			6	9	100			100					
32	Wear Mark	6	71		200	15				1	1	2	7	8	70								
33	Herrington J	20	20		700	60		5		14	2	4	15	15	480			150	100				
34	Hampton Ho	8	74		100	80		1		1	2	2		15	100	12		40					
35	Bricker Emanuel	15	105		500	20		1		2			5	3	100			50					
36	Beehan Alex	20	120		800	70		4		2	2	2	18	17	420	70		100					
37	Sullivan J D	30	50		1000		10	11		4	2	2	6	10	500	15		200	20				
38	James William	800	200	200	50000	2000	4000	50		5		40	700	150	8145	600		800	500				
39	Carson David	200	5000	4000	4000	250	1000	10						200	1200			1000					
40	Castell M	20			1000	900	1200	10		2				100	1150	800		1000	500				

2471 8751 4200 9780 4100 6905 173 7 98 33 121 103 860 22728 444 69 551 3863 34 4083 22796

State of Missouri, enumerated by me on the 28th day of August, 1870.
E. P. Ferrell, Ass't Marshal.

YEAR ENDING JUNE 1, 1870.


Cotton. Bales (50 lbs.)	Wool. Lbs.	Peas and Beans. Bush.	POTATOES.		Orchard products. Dolls.	Wine. Gallons.	Produce of Market Gardens. Dolls.	DAIRY PRODUCTS.			SEED.			SUGAR.			BEES.		Forest products. Dolls.	Value of Home Manufactures. Dolls.	Value of animals slaughtered or sold for slaughter. Dolls.	TOTAL VALUE. Dolls.								
			Irish. Bush.	Sweet. Bush.				Butter. Lbs.	Cheese.* Lbs.	Milk sold. Gallons.	Hay. Tons.	Clover. Bush.	Grass. Bush.	Hops. Lbs.	Hemp. Tons.	Flax. Lbs.	Flax-seed. Bush.	Silk cocoons. Lbs.					Maple. Lbs.	Cane. Hhds. (1,000 lbs.)	Molasses. Gallons.	Wax. Lbs.	Honey. Lbs.			
25	26	27	28	29	30	31	32	33	34	35	36	37	38	39	40	41	42	43	44	45	46	47	48	49	50	51	52			
	40		12		30			150				4									15				40	56	350			
			16		15			300				10														230	840			
			10		200			200				1														64	800			
			25					50				3														40	400			
	31		15					150													20					64	319			
	8		8					50																	25		75			
	15		10																		5					40	250			
	6		6					50				1									5				15	24	125			
	11		12					50																			60			
	70		20		150			200				20									300					136	909			
	15		8		100							4									5				10		370			
	20		15		25			100				2									5				10	80	530			
	20		5					75													8				5	40	200			
	14		6		15			100				1									5				40	170	440			
	25		25		150			100				4									5				15	27	135	576		
					50			150				10														80	1200			
	118		14		12			200				3									5				20	80	537			
			15		40			100				25									5					140	647			
			10																							48	100			
	60		20					200				8									5				30	30	310	820		
	40				20			150				20														50	100	641		
								100				6															80	320		
	10							50																			48	100		
	20		5					150																			80	320		
	37		20		8			100				3													100		80	260		
	5		10					50																			40	60		
	50		20					200				27									5						210	1000		
	28		20					50				8									5						30	100	500	
	11		15					100																			8	116	320	
	3		7					100																				24	195	
			8					100																				40	100	
	50		6					200				1									5						33	80	300	
	40		15					50																				32	110	
	10		8					50																				15	32	105
	50		20		15			100				5																35	48	300
								50																				16	50	310
	20				100			200				10																96	500	
	2000											100																700	4000	
																													1100	
																													1900	

2743 456 930 4025 276 697 110 409 3687 22088

* This will include only such cheese as is made upon the farm. Milk sent to cheese factories will be regarded as milk sold off the farm.

SCHEDULE 3.—Productions of Agriculture in _____, in the County of _____, in the

Post Office: _____



Name of Agent, Owner, or Manager.	ACRES OF LAND.			PRESENT CASH VALUE.		Total amount of wages paid during the year, including value of board.	LIVE STOCK, JUNE 1, 1870.								PRODUCE DURING THE YEAR.								
	UNIMPROVED.			Of farm.	Of farming implements and machinery.		Horses.	Mules and Asses.	Milk Cows.	Working Oxen.	Other Cattle.	Sheep.	Swine.	Value of ALL live stock.	WHEAT.		Rye.	Indian Corn.	Oats.	Barley.	Buckwheat.	Rice.	Tobacco.
	Improved.	Woodland.	Other unimproved.												Spring.	Winter.							
	No.	No.	No.	Dolls.	Dolls.		No.	No.	No.	No.	No.	No.	No.	Dolls.	Bush.	Bush.	Bush.	Bush.	Bush.	Bush.	Bush.	Lbs.	Lbs.
1	2	3	4	5	6	7	8	9	10	11	12	13	14	15	16	17	18	19	20	21	22	23	24
1																							
2																							
3																							
4																							
5																							
6																							
7																							
8																							
9																							
10																							
11																							
12																							
13																							
14																							
15																							
16																							
17																							
18																							
19																							
20																							
21																							
22																							
23																							
24																							
25																							
26																							
27																							
28																							
29																							
30																							
31																							
32																							
33																							
34																							
35																							
36																							
37																							
38																							
39																							
40																							

*I hereby certify that I have taken the Agricultural
 Statistics of the U. S. Census of St. James Township, Phelps
 Co. Mo. according to law and instructions.
 Enock P. Ferrell
 Crop Marshal
 70th Dist District*

