

SCHEDULE 3.—Productions of Agriculture in Benton Township, in the County of Ark

Post Office: Bolivar Mo



Name of Agent, Owner, or Manager.	ACRES OF LAND.			PRESENT CASH VALUE.		Total amount of wages paid during the year, including value of board.	LIVE STOCK, JUNE 1, 1870.								PRODUCE DURING THE YEAR.								
	Improved.	UNIMPROVED.		Of farm.	Of farming implements and machinery.		Horses.	Mules and Asses.	Milch Cows.	Working Oxen.	Other Cattle.	Sheep.	Swine.	Value of All Live Stock.	WHEAT.		Rye.	Indian Corn.	Oats.	Barley.	Buckwheat.	Rice.	Tobacco.
		Wood-land.	Other unimproved.												Dolls.	Dolls.							
No.	No.	No.	No.	No.	No.	No.	No.	No.	No.	No.	No.	No.	No.	No.	No.	No.	No.	No.	No.	No.	No.	No.	No.
1 Parish Ira O	30	130		1500	130		2	4	13	1	10	475	125			150	50						
2 Steele Wm Jr	5	40		100	10		1		4	6	6	128		60		100							
3 Parish Ira	60	240		3000	205		7	2	4	5	8	40	1505	120		300	75						
4 Owen Benjamin	90	170		2000	150		3	2	2			475		90		50							
5 Williams Geo W	12	148		300	10				1			25				300							
6 Viles Benjamin	60	180		2400	80		10	7	5	16	50	16	1100	173		300	300						
7 Stepher Phillip	75	230		3000	290		7	3	2	2	4	2	429			1000	200						
8 Trilly Marcus	22	138		700	80		2		2	2	3	7	425			120	60						
9 Viles Henry	75	130		2000	110		6		5	5	50	30	550	80		450	500						
10 Grinstead Henry	10	160		400	50		2		2			1	250										
11 Goldsburg Jonathan	60	360		2000	110		8	3	3	4	19	45	20	705	25		100	75					
12 Gopenour Simon	18	136		800	60		8	2			10	3	750			90							
13 Sechler Christian	6	114		480																			
14 Braut Christian	30	90		600	125		3		2	2	19	7	309										
15 Wank Jacob	9	81		300	128			2	2	2		4	78			50							
16 Williams James	320	140		800	65		1		2	2	22	17	524										
17 Dukes John F	6	35		120	8		2		1	4	11	8	234	16		150							
18 Dukes Newton	25	95		240	80		4		2	6	14	5	439	22		150							
19 Edwards J S	6	154		800	8		1		1				130			30							
20 Cop Henry	8	192		1000	200		4		3	2	1	10	4	479			100						
21 Ogelsby George W	25	265		1500	35		3		3	2	20	10	280	55		250	300						
22 Loftin Mary	15	145		1000	30		1	2	1			9	519	33		150							
23 Northern David	15	145		600	20		2		2	5	13	9	188			140							
24 Wells Harvey J	12	148		800	55		3		3	4	2	7	12	410	10								
25 Sheridan Tho S	10	150		480	210			2	2	2	5	18	265										
26 Brown Wm	9	111		400	30		3		2	2	5	1	237			10							
27 Chittenden James	30	140		1300	80		2		2		25	2	137	60		100	160						
28 Pells Joseph	17	103		600	20		3		1			5	145			20							
29 Woodel Wm	120	150		4800	130		8	2	6	2	13	120	12	1072	180		300	1000					
30 Rodenick Felix	5	40		150	90		3		2		8		12	430	100		500	250					
31 Prokis Daniel	35	165		1000	75		7		3	4	18	14	539	49		200	140						
32 Turner James	50	110		1600	85		4		2	4	20	14	341	65		600	100						
33 Arnold Israel	50	30		800	100		6	2	2	2	4	20	12	560	30		225	100					
34 Clark Henry	20	120		1200	20		5	2	4		30	18	410	50		250	100						
35 Shepard Ascher	40	60		1500	40		3		3		3	4	428	100		1200	200						
36 Chittin W	90	110	100	4500	80		2		1			15	260			1200	700						
37 Somers Robert H	20	130		3000	40		5		2	2	4	30	565	270		500	140						
38 Plummer Crook	100	220		4500	250		3		2	4		34	571	75		600	500						
39 Clemmens A	50	30		800	50																		
40 Weatherly W S	80	160	160	2400	115		2						200										

137 230 261 555 3454
 137 29 86 27 151 525 415 15465
 125 1668 9665 4970
 151.

State of Missouri, enumerated by me on the 13th 14th 15th day of July, 1870.
R. Begg, Ass't Marshal.

YEAR ENDING JUNE 1, 1870.

Cotton.	Wool.	Pens and Beans.	POTATOES.		Orchard products.	Wine.	Produce of Market Gardens.	DAIRY PRODUCTS.			Hay.	SEED.			Flax.	Flax-seed.	Silk cocoons.	SUGAR.		Molasses.	BEES.		Forest products.	Value of Home Manufactures.	Value of animals slaughtered or sold for slaughter.	TOTAL VALUE.			
			Irish.	Sweet.				Butter.	Cheese.*	Milk sold.		Clover.	Grass.	Hops.				Hemp.	Maple.		Cane.	Wax.					Honey.	Dolls.	Dolls.
Bales (50 lbs.)	Lbs.	Dush.	Bush.	Bush.	Dolls.	Gallons.	Dolls.	Lbs.	Lbs.	Gallons.	Tons.	Bush.	Bush.	Lbs.	Tons.	Lbs.	Bush.	Lbs.	Hhds. (1,000 lbs.)	Gallons.	Lbs.	Lbs.	Dolls.	Dolls.	Dolls.	Dolls.			
25	26	27	28	29	30	31	32	33	34	35	36	37	38	39	40	41	42	43	44	45	46	47	48	49	50	51	52		
			15					40			4															56	280		
	5		10																							20	35	128	
	20		20		25			200			4									8						30	130	640	
			15		80			200													40						100	260	
								50																				200	
	60		15		10			200			4										8					60	200	1150	
			20					100													8							120	760
	8		10					100													8						12	42	550
	100		20	7	40			150			5										8					75	157	1000	
								100													8						20	50	
	60		10		50			200			4										8					100	140	500	
			25					100			4										8							150	
			23					20																				25	100
	50		20	50				60																		75	60	400	
	30							25																		15	95	120	
	30							50			1															30	55	240	
	6							50			1										8							300	
	20		50					100													8					60	35	250	
	25		15		10			100													8					50	63	580	
			10					50													8					12	42	80	
	41		20					200													8					75	105	350	
	20		10					75													8					30	21	100	
	12							100																		40	133	260	
	16		15					10													8					25	35	100	
	100		12		5			50			3										8					25	70	450	
	10							15													8					5	28	60	
	350		40		60			200			15										8					40	110	1200	
	30							150			3										8					50	100	650	
	27		25		40			30			4										8					15	42	450	
	61							60			4										8					20	56	595	
	22		6		10			20			4										8					10	108	450	
	50		20		50			60													8					20	105	600	
			50		50			50			5										8					42	289	33	
			100		50			200			1										8					42	250	34	
	40		25		50			200													8					100	925	35	
					50			50													8					40	980	36	
			100		50			200			1										8					30	800	37	
			75		100			100			30										8					85	1050	38	
																											100	39	
																											250	40	

1199 776 57 780 3645 97 658 894 2667 17557

* This will include only such cheese as is made upon the farm. Milk sent to cheese factories will be regarded as milk sold off the farm.

17647

State of Missouri, enumerated by me on the 16th 18th day of July, 1870.

R. B. Begg, Ass't Marshal.

YEAR ENDING JUNE 1, 1870.

Cotton.	Wool.	Peanut Beans.	POTATOES.		Orchard products.	Wine.	Produce of Market Gardens.	DAIRY PRODUCTS.			Hay.	SEED.		Flax.	Flax-seed.	Silk cocoons.	SUGAR.		Molasses.	BEES.		Forest products.	Value of Home Manufactures.	Value of animals slaughtered or sold for slaughter.	TOTAL VALUE.			
			Irish.	Sweet.				Butter.	Cheese.*	Milk sold.		Clover.	Grass.				Maple.	Cane.		Wax.	Honey.					Dolls.	Dolls.	
Bales (50 lbs.)	Lbs.	Bush.	Bush.	Bush.	Dolls.	Gallons.	Dolls.	Lbs.	Lbs.	Gallons.	Tons.	Bush.	Bush.	Lbs.	Bush.	Lbs.	Lbs.	Hds. (1,000 lbs.)	Gallons.	Lbs.	Lbs.	Dolls.	Dolls.	Dolls.	Dolls.			
25	26	27	28	29	30	31	32	33	34	35	36	37	38	39	40	41	42	43	44	45	46	47	48	49	50	51	52	
	50		30					200			5									5					135	500		
																				25						100		
																										175		
			40					50												5					63	300		
	20		20		20			100			10									20					42	220		
																										200		
	35				60			150												5					312	800		
	50		80		200			150												8					50	168	1000	
																											20	
	75		100		40			200			12									5					100	613	2870	
			40																	8					20	42	575	
								50																			100	
			8																						10		35	
	30		15																	5						30	180	
																											396	
	70		20		15			200			2									5					200	200	832	
	35		30					190			5														20	81	375	
								25																			49	500
								50																				100
																												100
	40		30					50			3															15	70	250
	25		20					30																				350
			10		10			100																				70
	30		25					90			2																	200
			25					100			2																	350
	32		10					40			3																	450
																												175
			100		50			200																				470
	25							40																				105
			10					100			2																	539
			12					30																				250
																												150
	20		50		8			100																				280
	23		20					100																				280
	60				15			60			3																	350
	20		10					100																				174
																												200
			25		30																							375
			14					100																				200
																												250

* This will include only such cheese as is made upon the farm. Milk sent to cheese factories will be regarded as milk sold off the farm.

640 764 548 2605 49 54 461 850 2720 14316 14210

State of Missouri, enumerated by me on the 19th 20th 21st day of July, 1870.
R. B. Beggs, Ass't Marshal.

YEAR ENDING JUNE 1, 1870.

Cotton. Bales (50 lbs.)	Wool. Lbs.	Peas and Beans.		POTATOES.		Orchard products. Dolls.	Wine. Gallons.	Produce of Market Gardens. Dolls.	DAIRY PRODUCTS.			SEED.			SUGAR.			BEES.		Forest products. Dolls.	Value of Home Manufactures. Dolls.	Value of animals slaughtered or sold for slaughter. Dolls.	TOTAL VALUE. Dolls.							
		Bush.	Bush.	Irish.	Sweet.				Butter. Lbs.	Cheese. Lbs.	Milk sold. Gallons.	Hay. Tons.	Clover. Bush.	Grass. Bush.	Hops. Lbs.	Hemp. Tons.	Flax. Lbs.	Flax-seed. Bush.	Silk coccons. Lbs.					Maple. Lbs.	Cane. 1000 lbs.	Molasses. Gallons.	Wax. Lbs.	Honey. Lbs.		
25	26	27	28	29	30	31	32	33	34	35	36	37	38	39	40	41	42	43	44	45	46	47	48	49	50	51	52			
	25		25					100			2														30	35	225	1		
	81				20			400			50														24	85	900	2		
								50																		14	50		3	
			40		100			200			9										5					87	105	585	4	
			30					100													5					40	70	350	5	
					100			50			12										5					32	50	350	6	
								25																			7	400	7	
			10					200			2										5					35	10	50	300	8
																											10	100		9
			10		25			150			4										5					36	110	900	10	
	40		20					100																		20	28	135	11	
			15					100													5					16	21	450	12	
	45		15		40			150			6										8				30	36	126	250	13	
	75		20		25			300			7										5				40	50	365	900	14	
			10					200			20																110	850	15	
			10								5										5					30	50	300	16	
								200																			300	305	17	
	40		20		100			100			10															30	63	950	18	
																												100	19	
			60					150																		15	35	485	20	
																												150	21	
			10					30													8					14	28	180	22	
																												200	23	
			20					50													5					26	35	222	24	
			7					25													5					12	18	175	25	
			5		20			100			2										5					10	42	850	26	
	25							150			5																105	950	27	
								100																				50	350	28
	70		100					400			11										5				140	60	83	1620	29	
			150		20			200			10										5					60	200	850	30	
			40					100			10										5					60	167	720	31	
			20					50													5					26		100	32	
	60		30		125			240			4										5					55	50	275	850	33
	60		10		40			150			6										5					20	65	50	500	34
	40		30					100																			105	300	35	
			20		40			100			20																450	1365	36	
																												150	37	
	42		60		40			40			2										5					30	40	42	450	38
	26				10			100																			10	35	155	39
	46		10					150			3										5					20	75	63	275	40
	669		707		705			664			200									5					53	44	4	3091	14355	

* This will include only such cheese as is made upon the farm. Milk sent to cheese factories will be regarded as milk sold off the farm.

SCHEDULE 3.—Productions of Agriculture in Beuton Township, in the County of Polk

Post Office: Polivan Mo



Name of Agent, Owner, or Manager.	ACRES OF LAND.			PRESENT CASH VALUE.		Total amount of wages paid during the year, including value of board.	LIVE STOCK, JUN 1, 1870.									PRODUCE DURING THE YEAR.								
	Improved.	UNIMPROVED.		Of farm.	Of farming implements and machinery.		Horses.	Mules and Asses.	Milk Cows.	Working Oxen.	Other Cattle.	Sheep.	Swine.	Value of all live stock.	WHEAT.		Rye.	Indian Corn.	Oats.	Barley.	Buckwheat.	Rice.	Tobacco.	
		Wood-land.	Other unimproved.												Dollars.	Dollars.								Spring.
	No.	No.	No.	Dollars.	Dollars.		Dollars.	No.	No.	No.	No.	No.	No.	No.	Dollars.	Bush.	Bush.	Bush.	Bush.	Bush.	Bush.	Lbs.	Lbs.	
1 Pierce Minerva	20	24		500																				
2 Meyer William	60	60		960	75		4	2		2	10	13	288		60	8	150	100						
3 Benjamin Benjamin	5	35		400	50		1	1					75											
4 Bland Lewis	5	5		50	10																			
5 Aspens John	10	135	80	2600			2	3					8	285										
6 Sherwood James	10	180		1800	95		8	2	1			3	6	840										
7 Anderson James	10	80		700																				
8 Col Meady C	45	40	35	3000	125		4	4		2		15	442		22		400	335						
9 Sherwood Robert	10	150		1600	40		5	1	2		12	6	313		30		100							
10 Ingram Jos H	25	55		600	15		5	2		1	5	21	330		50		50							
11 Mason John	35	105		700			3	2				20	250				300							
12 Coff James	45	195		1000	75		1	1	4		7	9	260		50		300							
13 Linceford Mary	100	140		1000	400		2	1	2		3	15	8	363			800	230						
14 Hubbard Asa W	15	25		300	25		1	1	4	1		3	210				100	25						
15 Brock Hamilton	15	95		800	10		3	3	7	3	8	5	228		40		50							
16 Harris Nelson P	20	167		1400	100		3	4		1	9	5	240				75							
17 Grigheber George	40	164		1000	130		4	3		2	11	12	288		50		200							
18 Smith James	20	94		900	40		2	1		1		8	113		12		60							
19 Brasman Wm W	100	140		4000	110			2	3		6		5	315		200		100	100					
20 Davison Thos	30	80		1000	35		2	1			5	7	182		30		100							
21 Morris John	26	350		2000	75		5	1	4		2	16	12	450				200	75					
22 Miller G. A	5	86		800	100		3	3		2	6	12	340											
23 Rapdell Joel	150	250		2000	75		5	8		13	27	9	353		150		30	50						
24 Roomsburg Nichols	10	70		400	100		4	3		8	15	10	429				300	200						
25 Bishop Wm W	18	302		1600	100		1	3	2			8	318				330	10						
26 Rapdell John W	50	174		1000	120		6	1	5		4	7	14	544		85		25	400					
27 Colwell John	450	250	300	4000	410		12	20	10	4	46		30	3750		40		2500	1000					
28 Coates Oliver	15	25		600	150		5	3			2	18	7	340				100						
29 Pierceall Isaac	80			1600											80		400							
30 Mc Jimmie Green	30	90		1000	15		4	2		4		5	365		20		300	100						
31 Dickison Geo H	90	100	125	3000	100		8	4	3		6	15	8	850		70		300	100					
32 Dickison George	10	80		100	30		2	1	2		4	11	215											
33 Payne Jonathan	40	120		1100	37		2	1						220										
34 Fay Crosby	5	80		240	100		2	1						220										
35 Shaw James	50	125	100	2200	30		7	15		10	12	18	830		35	10	400	200						
36 Haze John S	15	125	20	900	20		1	2		4		8	135				40							
37 Jenkins Joseph	20	140		800	20		5	1		1	9	9	290		27		250	200						
38 Bishop Wm W	5	75		800	40		2	2			10	8	268											
39 Pitner James	20			160	20		2	1	4	2	5	6	281											
40 Pitner John S	20	60		400	25		1	2		1	6	7	123											

Handwritten calculations and totals at the bottom of the page, including numbers like 127, 30, 102, 24, 127, 26, 33, 14, 48, 104, 18, 79, 80, 31, 85, 1824, 660, 590, 102, 902.

State of Missouri, enumerated by me on the 22nd & 23rd day of July, 1870.

R. B. Beggs, Ass't Marshal.

YEAR ENDING JUNE 1, 1870.

Cotton.	Wool.	Peas and Beans.	POTATOES.		Orchard products.	Wine.	Produce of Market Gardens.	DAIRY PRODUCTS.			SEED.			Hemp.	Flax.	Flax-seed.	Silk cocoons.	SUGAR.		BEES.		Forest products.	Value of Home Manufactures.	Value of animals slaughtered or sold for slaughter.	TOTAL VALUE.				
			Irish.	Sweet.				Butter.	Cheese.*	Milk sold.	Hay.	Clover.	Grass.					Hops.	Maple.	Cane.	Molasses.					Wax.	Honey.	Dolls.	Dolls.
Bales (50 lbs.)	Lbs.	Bush.	Bush.	Bush.	Dolls.	Gallons.	Dolls.	Lbs.	Lbs.	Gallons.	Tons.	Bush.	Bush.	Lbs.	Tons.	Lbs.	Lbs.	Hds. (1,000 lbs.)	Gallons.	Lbs.	Lbs.	Dolls.	Dolls.	Dolls.	Dolls.				
25	26	27	28	29	30	31	32	33	34	35	36	37	38	39	40	41	42	43	44	45	46	47	48	49	50	51	52		
																										200	1		
	20		40		20			250			7									30					84	350	2		
																											200	3	
																											100	4	
																											350	5	
	20							50																			50	6	
																												100	7
			25		101			50			5															100	550	8	
	17							40																			49	145	9
	10		10					50																		100	225	10	
	57		30		10			50													30		5	50	50	50	275	11	
	25		20					100													20					70	300	12	
	20		200	50				100													300					105	1050	13	
			10																		20					21	100	14	
	10		10					100																	50	69	225	15	
	14							200													30			20	15	150	16		
	10		10					100																	10	70	250	17	
			15	15				50																			42	110	18
			50	25	140			50													8					68	550	19	
								20																		21	150	20	
	25		8					100													15			30	30	300	21		
																											100	22	
	60		20		20			100			5										25		50	50	70	400	23		
	37							100																		40	300	24	
			15	5				50													6					21	250	25	
	19		10					120													10			40	50	350	26		
					100			200			75															70	2525	27	
	44		5	4	100			80																	24	73	285	28	
											40																	574	29
			5	15				100			3										10			15	42	213	30		
	40		15		25			150			12													30	70	575	31		
																												200	32
																												400	33
																												100	34
	60							200			20													200	98	875	35		
			8					80																		28	75	36	
	21		6					60																50	49	395	37		
																												100	38
																												200	39
																												150	40
	500		572		99			2550			67									504				524	1506	1506	13737		

* This will include only such cheese as is made upon the farm. Milk sent to cheese factories will be regarded as milk sold off the farm.

SCHEDULE 3.—Productions of Agriculture in *Benton Township* the County of *Polk*

Post Office: *Bolivar Mo*



Name of Agent, Owner, or Manager.	ACRES OF LAND.			PRESENT CASH VALUE.		Total amount of wages paid during the year, including value of board.	LIVE STOCK, JUNE 1, 1870.								PRODUCE DURING THE									
	Improved.	UNIMPROVED.		Of farm.	Of farming implements and machinery.		Horses.	Mules and Ases.	Milk Cows.	Working Oxen.	Other Cattle.	Sheep.	Swine.	Value of All Live Stock.	WHEAT.		Rye.	Indian Corn.	Oats.	Barley.	Buckwheat.	Rice.	Tobacco.	
		No.	Wood-land.												Other unimproved.	Dolls.								Dolls.
1	2	3	4	5	6	7	8	9	10	11	12	13	14	15	16	17	18	19	20	21	22	23	24	
<i>Vincent James</i>	35	62	40	2300	140		3	1	8			4	529											
<i>Williams James</i>	40	90	60	1000	75		5	2	4	1	17	15	495				350							
<i>Duncan Wm</i>	45	155		1800	5		2	2				10	225											
<i>Warren Jackson</i>	35	360		5000	250		5	4		5		11	302											
<i>Viles Perry</i>	146	177	300	9000	100		11	4		56	23	46	1880	60			1200	1000						
<i>Clark James</i>	60	220		2800	200		7	7		14	32	16	732	30			200	200						
<i>Hale James M</i>	15	85		1000	40		2	1	2		16	7	278				70							
<i>Morris Martha</i>	13	147		800	30		2	3		2	2	16	202				85							
<i>Steele Timotheus</i>	25	55		900	90		2	2	2	1	8	8	206	50			175	146						
<i>Hayden Baily</i>	60	100		2400	75		2	3			6	5	221				150							
<i>Williams Gwyne</i>	35	175		2000	5		4	2		4	23	10	273	40										
<i>Boran Thomas</i>	20	41		300	50		2	2	4		13	7	300	37			150	40						
<i>Hayden Willis</i>	30	50		800	50		1	2	2		10	15	195				200	80						
<i>Smith Daniel W</i>	10	40		200	5		2					6	106											
<i>Steele Robert G</i>	15	105		700				2	2		8	7	60											
<i>Sherwood Samuel</i>	75	125		2000	50		4	2		4	13	8	370	18			250	80						
<i>Hadlock Samuel</i>	40	80	80	2700	125		3	4		5	12	20	375	60			100	120						
<i>Boran James</i>	30	40	90	2000	124		5	3		3	28	10	422	20			300	75						
<i>Langston Patrick</i>	20	60	40	1000	120		2	1		17	4	6	736				200							
<i>Roberts Wm S</i>	80	120	185	3500	130		6	3	6	5	33	13	848	257			300	80						
<i>Little Samuel W</i>	55	100	45	1800	75		3	4		8	19	22	491	90			500	100						
<i>Williams Robert G</i>	18	81		500	40		1	2	2	2	11	10	231				300							
<i>Williams Presly W</i>	25	81		1000	60		8	2		3	18	22	860	173			500	80						
<i>Johnson James</i>	10	80		400	15		4	1	7	3	3	9	327											
<i>Boran Samuel G</i>	25	138		815	15		4	1	3	2	4	9	388	20			150							
<i>Davison Robert</i>	10	40		160	35				2	6		9	295											
<i>McCarthy Daniel</i>	14	36		120	35		2	1	2	1			230											
<i>Wray Mariah</i>	12	68		400	15		2	2		3		16	171	30			30	10						
<i>Salee William</i>	12	68		600	60		2	3		2		12	188											
<i>Olliott Layton</i>	35	80		1200	50		2	3		11	30	20	367				300							
<i>Smith Elizabeth</i>	15	25		400	65		5	2		1	11	9	293				200							
<i>Hazel Sarah</i>	10	60		800	100		2					8	208											
<i>Mozier Samuel</i>	15	105		360	55		1	1	2	2	3	5	149				250							
<i>Wichison James</i>	25	105		720	75		2	3	4	5	14	12	346	53			150							
<i>Wichison Shelby</i>	6	54		300	30		1	3		3	6	30	221											
<i>Wichison Wm</i>	40	80		1200	75		3	4	2	5	15	10	405	90			500							
<i>Cunningham Wm</i>	5	35		200	75		3	3				25	275				60							
<i>Ayers Louis O</i>	30	110		1100	100		3	2		5	4	10	329											
<i>Ayers Wm</i>	27	32		800	60		3	2		4	9	4	293											
<i>Ayers Abin</i>	14	30		400	10		3	2		2	3	5	247											

1226
3976
2596
4440
41395
2709
124
124
9750
179
405
479
14677
14772
1025
6670
2115

1
2
3
4
5
6
7
8
9
10
11
12
13
14
15
16
17
18
19
20
21
22
23
24

State of Missouri, enumerated by me on the 23rd 24th & 26th day of July, 1870.
R. W. Beggs, Ass't Marshal.

YEAR ENDING JUNE 1, 1870.

	Cotton. Bales (50 lbs.)	Wool. Lbs.	Peas and Beans. Bush.	POTATOES.		Orchard products. Dolls.	Wine. Gallons.	Produce of Market Gardens. Dolls.	DAIRY PRODUCTS.			Hay. Tons.	SEED.		Hops. Tons.	Hemp. Tons.	Flax. Lbs.	Flax-seed. Bush.	Silk cocoons. Lbs.	SUGAR.		Molasses. Gallons.	BEES.		Forest products. Dolls.	Value of Home Manufactures. Dolls.	Value of animals slaughtered or sold for slaughter. Dolls.	TOTAL VALUE. Dolls.
				Fish. Bush.	Sweet. Bush.				Butter. Lbs.	Cheese.* Lbs.	Milk sold. Gallons.		Clover. Bush.	Grass. Bush.						Maple. Lbs.	Cane. Hhds. (1,000 lbs.)		Wax. Lbs.	Honey. Lbs.				
	25	26	27	28	29	30	31	32	33	34	35	36	37	38	39	40	41	42	43	44	45	46	47	48	49	50	51	52
1																												200
2		40				10			10													15				15	70	300
3																												150
4																												100
5		100		20		20			200													50					175	1350
6		60		20					250															400		100	70	540
7		35		20					30			3														12	28	125
8		10		15					75																		42	100
9		16		15					100																	75	70	375
10		12							40													20					70	250
11		25							50																		84	200
12		40		5					75													12				30	49	275
13		20		20					80			1										50					98	280
14																												100
15																												150
16		20		8		20			60			2														15	84	400
17		20				20			100			7														15	32	350
18		50		30		30			100																	20	126	450
19						20			25			10															28	225
20		65		15		10			120			8										13				60	35	675
21		30		30					25			2										8				37	42	650
22		22		20					75			1										12				30	49	300
23		30		50					100			2										30				75	84	675
24		24							30																		28	50
25		11		6					80			1														5	50	200
26																												100
27																												150
28				40		10			80			2															63	175
29																												150
30		50		66					120													40				60	105	385
31		30		20					100													30				50	56	325
32																												150
33		6		5					50													25					42	200
34		28		15					80																	60	56	275
35																												100
36		20							100													30				40	105	525
37		8							100																	50	35	150
38																												100
39																												200
40																												100

* This will include only such cheese as is made upon the farm. Milk sent to cheese factories will be regarded as milk sold off the farm.

772 420 140 2250 34 335 400 744 1876 4544 11561

SCHEDULE 3.—Productions of Agriculture in Benton Township, in the County of Polk

Post Office: Polina Mo



Name of Agent, Owner, or Manager.	ACRES OF LAND.			PRESENT CASH VALUE.		Total amount of wages paid during the year, including value of board.	LIVE STOCK, JUNE 1, 1870.									PRODUCE DURING THE YEAR.									
	UNIMPROVED.			Of farm.	Of farming implements and machinery.		Horses.	Mules and Asses.	Milk Cows.	Working Oxen.	Other Cattle.	Sheep.	Swine.	Value of all live stock.	WHEAT.			Indian Corn.	Oats.	Barley.	Buckwheat.	Rice.	Tobacco.		
	Improved.	Wood-land.	Other unimproved.												Dolls.	Dolls.	Spring.							Winter.	Eye.
No.	No.	No.			Dolls.	No.	No.	No.	No.	No.	No.	Dolls.	Bush.	Bush.	Bush.	Bush.	Bush.	Bush.	Lbs.	Lbs.					
1	2	3	4	5	6	7	8	9	10	11	12	13	14	15	16	17	18	19	20	21	22	23	24		
Ragsdell William	5	36		120	40							7	7												
Tolson William	26	214		2400	75		8	2	10	5		12	1077				250								
Morris Robert	20	75	1200	1200	125		8	4	8	6	18	15	745		26		225	150							
Drake Benjamin	10	150		800	60		3	2				8	263												
Stanley Thomas	100	240	340	3500	65		8	2	4		4	30	10	800		116	350	500	200						
Stutley John	35	60		1000	10		2			6			11	370											
Sawyers A J	10	70		800	100		5	2		2			18	378				250	100						
Hegdick Beng	50	110		1600	100		7	4		3			7	487				300	400						
Sawyers James	200	117		4000	200		8	8	2	8	12	10	10	780		242		400	200						
Jackson Wm D	5	025	0225	2900	3				1	2				7	137			300	60						
Warren John L	50	140	50	1200			2		2					120		80		40							
Jenkins Geo W	65	155		2200	50		3	2	2		2	5	8	279		12		200	50						
Hart John B	10	40		150														90	100						
Jenkins Joseph	35	40	45	950	10		2				3	3	7	140											
Morris John W	25	50	80	1200	55		1	4	3	4			8	263											
Vinceut Columbus	10	90		1000	5		3		2				5	3	205		7		150						
Howe Thomas R	50	120		4000	85		7	2	5	2	4	10	25	660		25		400							
Howe James W	16	190		1000	25		2		1	2	3	7	10	282				50							
Ellott Daniel	40	80		2000	55		1		1		2	8	16	115		115		100							
Howe John W	40	120		1600	50		1		2					14	105										
Parison Lucy	30	130		800	75		5		2				24	9	245				100	100					
Wells Isaac	5	155		800	15		2		2	2				3	140				100						
Lowe Prior B	10	160		800	45		5		2					24	9	384									
Louallen Wm	10	120		400	25		2		1					8	128										
Box William	5	160		400	25				1	2				5	75										
Ingram Miller	5	160		200						1					20										
Box Abner	6	154		400	75		3		1				13	20	180										
Box Thomas	50	200		2500	100		3		3		1			19	276				300	150					

Handwritten calculations and totals at the bottom of the page, including a large '41' and other numerical figures.

SCHEDULE 3.—Productions of Agriculture in Green Township, in the County of Polk

Post Office: Polwar Mo



Name of Agent, Owner, or Manager.	ACRES OF LAND.			PRESENT CASH VALUE.		Total amount of wages paid during the year, including value of board.	LIVE STOCK, JUNE 1, 1870.									PRODUCE DURING THE YEAR.								
	Improved.	UNIMPROVED.		Of farm.	Of farming implements and machinery.		Horses.	Mules and Asses.	Milk Cows.	Working Oxen.	Other Cattle.	Sheep.	Swine.	Value of all live stock.	WHEAT.		Rye.	Indian Corn.	Oats.	Barley.	Buckwheat.	Rice.	Tobacco.	
		No.	Woodland.												Other unimproved.	Dolls.								Dolls.
1	2	3	4	5	6	7	8	9	10	11	12	13	14	15	16	17	18	19	20	21	22	23	24	
1 Nelson Nancy	7	113		600	10		2	1				3	3	181										
2 Elliott Nathaniel	10	160		800	20		3		2					11	357									
3 Richards Merick	25	755		1200	20		3		4		3	14	15	269	20		150	100						
4 Potter Ellison	10	160		400	25		2		2			11	11	182										
5 Preshears Thomas	15	100		600	75		2		1		2	11	4	180										
6 Preshears Wm B	14	146		800	70		5	1	3		2	13	14	392	20		30	50						
7 Preshears Naomi	40	460		5000	125		7		4		1	16	9	568	78		500							
8 Preshears Andrew	4	36		200	50		3		2			6	7	243										
9 Crawford Elisha	75	165		1800	15		4		5		9	10	15	425	120		250	80						
10 Carter James E	50	175		1800	20		1		2	8	10		14	500	300		200							
11 Minton John	8	152		250	30		3		3			12	8	180										
12 Jump James	30	370		3000	25		1		1		1		20	100	50		200	100						
13 Rutherford Jos W	35	245		2800	70		7		7	2		16	15	509	105		400	30						
14 Jump Jos W	30	186		1000	75		5		1			11	10	350	30		150							
15 Preshears Jesse	40	84		1500	125		11	1	5	2	10	25	20	1245	30		600	300						
16 Hammock Andrew	10	150		700	40		2	1	2			10	7	295			50							
17 Sawyers Thomas	25	75		700	8		5		2		2	11	11	382	30		350							
18 Green Booker W	50	110		1200	75		4	1	3			8	15	400	60		250	200						
19 Bean Jacob	30	90		1500	100		4		3		4	16	21	442	112		450							
20 Hawkins Jos	5	80		100	5		1		1	2				20	200									
21 Simon James	5	80		100	5		1		1					7	65									
22 Bass Elijah	25	55		700	30		1		2	2	3	13	25	328			200							
23 Kirby Wm B	20	103		1000	75		2		2	2	6	40	10	410	70		250	20						
24 Wilkerson Anderson	16	148		700	24		3		3			14	13	187	9		50	25						
25 Davis Isaac	50	110		1000	95		13		4		2	16	15	200	60		400							
26 Pitts William	33	47		800	100		1	2	4		16		10	530	127		250	50						
27 Coon Channon	10	160		400	15		2		1		4	5	13	253										
28 Sharp Charles C	30	30		500	10		1	1	2		2	6	8	275	30		100	80						
29 Elliott John C	10	150		400	15		2		2					5	195		400							
30 Fisher John	30	52		500	52		1		1			12	14	105	52		250							
31 Fisher John L	10	80		200	25		2		1				6	116										
32 Shaw James B	10	140		600	75		1		2					10	100									
33 Bridges Thomas J	35	85		1500	100		7		5		3	25	20	729	25		500							
34 Martin James	35	165		1000	100		7		6	2	3	17	5	739	20		400							
35 Knochaby Wm	30	50		800	75		3		3	2	3	19	35	454	120		200							
36 Barber Beverly	25	135		600	10		2		2			8	12	120	52		200							
37 W Feeters Jm L	5	36		200	5				2		2			5	95									
38 Francis Wm	15	105		600	65		1		2		1	20	20	140	30		200							
39 Bush Isaac	35	125		1500	75		7		4	2	5	18	12	650			300							
40 Kirkpatrick Susan	20	60		600	10		3		2			10	4	185			275	100						

Handwritten totals:
 135, 104, 138, 105, 142, 24, 96, 424, 511, 15511, 7045, 745-1135 ✓

Handwritten initials: MHC

State of Missouri, enumerated by me on the 27th 28th & 29th day of July, 1870.
R. B. Eggs, Ass't Marshal.

YEAR ENDING JUNE 1, 1870.																									TOTAL VALUE.					
Cotton.	Wool.	Peas and Beans.	POTATOES.		Orchard products.	Wine.	Produce of Market Gardens.	DAIRY PRODUCTS.			SEED.			Hemp.	Flax.	Flax-seed.	Silk cocoons.	SUGAR.			BEES.		Forest products.	Value of Home Manufactures.	Value of animals slaughtered or sold for slaughter.	Estimated value of all farm products, including stock, grown, raised, or bred, on the farm, and additions to stock.				
			Bales (450 lbs.)	Lbs.				Bush.	Bush.	Bush.	Dolls.	Gallons.	Dolls.					Lbs.	Lbs.	Gallons.	Tons.	Bush.					Bush.	Lbs.	Tons.	Lbs.
25	26	27	28	29	30	31	32	33	34	35	36	37	38	39	40	41	42	43	44	45	46	47	48	49	50	51	52			
																											200			
																												150		
	29		5	10	10			80				2									5					25	56	250		
																					15							100		
																												150		
	50							100																		60	70	230		
	30		18		8			60				32									5					30	84	750		
																					15							100		
	13		40					175				7									8		70		20	126	600			
								150																			70	225		
																												200		
			5		100			50				6											30			116	578			
	38		10		20			100				3														40	70	500		
	28		10					100				1														30	68	250		
	75		10					100				3									8					50	112	700		
	20		7					40																100		25	68	175		
	24							180																			15	56	312	
	17				50			250													8					30	120	300		
	20		11					200													8		100			25	140	575		
																												100		
																												125		
	29		15					300													8						65	77	350	
	80		20					100				2															100	140	550	
	13		7					12																				12	28	105
	36							100																				75	70	424
			25					80																					49	350
																													200	
	18		75					100																			30	30	250	
			10																									15	42	275
	15		15					30																				20	84	300
																													175	
																													125	
	32		12					200				1																70	84	500
	37							200																				50		350
	20		10					100				2																26	70	370
	20		12					80																				25	105	480
																													125	
	40		12					100				2																30	70	225
	25		8					75				1																18	68	250
	15		10					50																				60	42	300
<u>724</u> <u>347</u> <u>186</u> <u>3112</u> <u>67</u> <u>321</u> <u>5571</u> <u>2185</u> <u>12514</u>																														

* This will include only such cheese as is made upon the farm. Milk sent to cheese factories will be regarded as milk sold off the farm.

SCHEDULE 3.—Productions of Agriculture in Green Township in the County of Polk

Post Office: Polina Mo



Name of Agent, Owner, or Manager.	ACRES OF LAND.			PRESENT CASH VALUE.		Total amount of wages paid during the year, including value of board.	LIVE STOCK, JUNE 1, 1870.								PRODUCE DURING THE YEAR.								
	Improved.	UNIMPROVED.		Of farm.	Of farming implements and machinery.		Horses.	Mules and Asses.	Milk Cows.	Working Oxen.	Other Cattle.	Sheep.	Swine.	Value of ALL live stock.	WHEAT.		Rye.	Indian Corn.	Oats.	Barley.	Buckwheat.	Rice.	Tobacco.
		No.	Wood-land.												Other unimproved.	Dolls.							
1	2	3	4	5	6	7	8	9	10	11	12	13	14	15	16	17	18	19	20	21	22	23	24
Barber Edward	30	90		1000	100		4	3	3		8	5	763		40		350						3000
Huehaby Joseph	35	245		1800	75		3		6	2	18	33	15	625		40		300					
Coydson Samuel	45	445		1800	60		5		3		14	9	25	383	137	12	500	30					100
Snop James	8	132		900	125		3		1	2	3	7	35	642	150		300						
Turk Margaret	100	280		3300	205		9	2	5	2	11		25	750	400		1200	75					
Elliott George	25	95		600	100		2		2		1	5	22	207	35		300	80					
Ashworth Philip	30	75		1500	80		2		3			12	13	241	26		200						
Burns James	35	125		850	75		4		3		4	24	16	340	74		350	50					
Trump John	40	160		1500	85		3	2	5		4		15	450			450						
Wells Wm	60	100		1500	70		7	2	5		10	14	20	950	40		300						
Barnet Wm	140	100		2000	100			2	2				5	295									
Bridges Wm	40	280		3200	70		8		3	2	6	15	25	675	88		500						
Gallavin Jerry	20	60		800	60		4		4	2	4	15	9	366			180						
Stuart Francis	15	135		400	30		2		2		1	7	8	143			100						
Stuart Anthony	23	135		800	20		2		1	2	6	7	110		20		150						
Neely Chesley	15	105		480	75		3		2			100	12	320			100						
Stuart Erans	35	265		900	60		2		1			12	45	204			100						
Stuart Joseph	15	145		1000	32		3		2				20	156			300						
Stuart Richard	10	150		900	50		3		1				20	195			300						
Neely Wm G	5	155		300	15		1		2		1	6	14	98			30						
Buckner Geo W	25	130		800	40		2		2			5	15	212	30		300						
Looney Joseph	35	45		600	40		5		5		2	11	30	540	50		200						
Barnes Wash	18	100		1000	125		4		3		4		25	509			100						
West Malinda	60	100		1600	40		3		6	2	2	7	20	906	30		800	100					
Lighthol David	60	60		1500	75		5		4		3	12	16	459	70		500	200					
Lanciman Wm	90	110		2500	130		2		2		2	15	15	350	100		800	75					
Sawyers James	16	144		600	5		2		1			12	12	120	40		150						
Hoog Joseph	50	110		1200	75		4		5					300			300						
Hemp J. K. P	30	130		1000	100		4		4			21	11	322	68		800						
Warren James	40	200		800	50		4		1	4	14		26	514			300						
Warren Jesse	40	40	120	1000	120		10		5		7	35	20	725	30		400						
Perkins James	10	70	40	700	55		2		1	2	1	3	11	269									
Bridges Jesse	70	110		1600	55		4		4	4	16	18		350	200		100	40					
Bridges Saml	60	100		1000	10		2		1				15	270			1000						
Hughes John W	35	105		1400	100		4		8	2	7	21	11	771			700	100					
Franklin Wm S	30	125		1200	100		4		4		3		22	427	40		200						
Powers James M	75	40	65	4000	100		2		2	2		6	13	415			200	125					
Sawyers Louis	7	33		200	8		1		1			2	3	109	26		100						
Wright Homer	40	717		6000	60		4		1			35	8	6	560			700					
Hale William	120	40	200	2500	30		4	1	4		31	15	10	750	350		600	500					

Handwritten totals at the bottom of the page: 1637, 5486, 56730, 142, 11, 117, 26, 200, 468, 607, 17011, 2074, 12, 14160, 1545, 3100

State of Missouri, enumerated by me on the 30th 1870 day of July & August, 1870.
R. B. Biggs, Ass't Marshal.

YEAR ENDING JUNE 1, 1870.

1	Cotton. Bales (50 lbs.) 25	Wool. Lbs. 26	Peas and Beans. Bush. 27	POTATOES.		Orchard products. Dolls. 30	Wine. Gallons. 31	Produce of Market Gardens. Dolls. 32	DAIRY PRODUCTS.			Hay. Tons. 36	SEED.				SUGAR.				BEES.		Forest products. Dolls. 49	Value of Home Manufactures. Dolls. 50	Value of animals slaughtered or sold for slaughter. Dolls. 51	TOTAL VALUE. Dolls. 52	1												
				Irish. Bush. 28	Sweet. Bush. 29				Butter. Lbs. 33	Cheese.* Lbs. 34	Milk sold. Gallons. 35		Clover. Bush. 37	Grass. Bush. 38	Hops. Lbs. 39	Hemp. Tons. 40	Flax. Lbs. 41	Flax-seed. Bush. 42	Silk cocoons. Lbs. 43	Maple. Lbs. 44	Cane. Hds. (1,000 lbs.) 45	Molasses. Gallons. 46						Wax. Lbs. 47	Honey. Lbs. 48										
1		10		25		5			50		2																			40	36	70	400		1				
2		90		5					300		10										8							20	8	50	100	850		2					
3		26		26		10			100												5							24		10	126	400		3					
4		20		14					40		3																				140	450		4					
5		150		40		40			400		6										8							80		120	200	1585		5					
6		15							50																							56	300		6				
7		30		12					100		5																				28	56	300		7				
8		53				20			40																						191	500		8					
9						20			100		4																				70	375		9					
10		26		12					200												8								40		2549	350		10					
11																																	200		11				
12		18		12					120												5										8	25	150	600		12			
13		30							100												8										13	40	56	270		13			
14		14		10					80												8										30	15	56	200		14			
15		10		10					35												8										25	10	56	200		15			
16		103		5					15												8											35	28	225		16			
17		26		12					30												5										13	10	35	200		17			
18				12					80												8										30		70	200		18			
19				10					75												8										30		70	285		19			
20									25																								28	100		20			
21		9							50												5										40	45	70	350		21			
22		24							75												8										30	10	84	300		22			
23									100																										170		23		
24		22							150		3										8										15	50	72	730		24			
25		33		30					75		1										8										40	20	138	600		25			
26		36		50		200			200		20										5										25	200	30	140	1075		26		
27		25		12					50												8										10		24	50	250		27		
28				30					100		5																								400		28		
29		38							80												8											41	50	131	725		29		
30				12					40												5											45		56	300		30		
31		60		12		20			125		1																							40	98	400		31	
32									40																										200		32		
33		25		5					75		1																								3550	400		33	
34				10																															35	500		34	
35		40							200		8										8												50	84	650		35		
36				20					100		2										5												10	105	300		36		
37				26					75		10										5													17	105	600		37	
38		6		7					25												8													10	28	725		38	
39		18		10					150																										42	478		39	
40		60		20					50		4																								36	105	1050		40
		<u>943</u>		<u>464</u>		<u>375</u>			<u>3700</u>		<u>85</u>									<u>646</u>								<u>240</u>			<u>739</u>	<u>2495</u>	<u>17643</u>						

* This will include only such cheese as is made upon the farm. Milk sent to cheese factories will be regarded as milk sold off the farm.

SCHEDULE 3.—Productions of Agriculture in Green Township in the County of Polk

Post Office: Bolivar Mo



Name of Agent, Owner, or Manager.	ACRES OF LAND.			PRESENT CASH VALUE.		Total amount of wages paid during the year, including value of board.	LIVE STOCK, JUNE 1, 1870.							PRODUCE DURING THE									
	Improved.	UNIMPROVED.		Of farm.	Of farming implements and machinery.		Horses.	Mules and Asses.	Milch Cows.	Working Oxen.	Other Cattle.	Sheep.	Swine.	Value of all live stock.	WHEAT.		Rye.	Indian Corn.	Oats.	Barley.	Buckwheat.	Rice.	Tobacco.
		No.	Wood Land.												Other unimproved.	Spring.							
1	2	3	4	5	6	7	8	9	10	11	12	13	14	15	16	17	18	19	20	21	22	23	24
Sawyers Willis	45	95			900	20	1		1	4	1	7	13	300				500	150				
Cowan Wm O	60	255			3500	75	8		3	12	2	48	702		40			500	100				
Cowan Henry	18	102			720	15	3		3		1	20	350		80								
Long Nancy	130	770			2700	95	5		5	14			27	364		200		500	300				
Barnall James	120	95			2600	95	4		1	7	5			309				500	150				
Payne Elizabeth	100	80	140		2800	385	16	2	5		5	28	20	1223		440		400	400				
Hrazier Thomas	70	170	50		3400	200	6		4	4	13	35	40	905		91		400	150				
Tomney John S	70	70	96		2500	130	3		3		1		6	576		120		150	250				
Hood William	100	180			2800	200	6		5		11	50	30	750		100		200	350				
Syman Peter	5	75			400	68	1		1				4	103									
Simpson Timothy	30	40	30		600	30	3		2		1		20	295									
Payne Ann	150	200	90		3500	400	18		7	2	15		30	1300		400		250	250				
McClary Wm	40	80			1000	85	1		1			4	11	102		50		600					
Payne Benjamin	40	40			800	10	1						7	31									
Wason Jesse W	33	17			500	90	2							150									
Ingle James	35	95			800	120	2		2				4	196		50		200					
Pope John C	70	90			2000	60	6		4	2	19	33	12	918		90		350	400				
Pope Nathan K	40	160			1500	125	5		4	2	11	20	10	693		40		300	200				
Pope John W	40	34			800	25	4		2	2	1	10	7	392		30		250	250				
Diamond Wm P	23	100			369	30	5		3	2	3	28	13	366		49		250					
Jackson Samuel	10	80			400	20			1				2	25									
Colston Henry	25	53			500	95	3		5	2	6	75	25	470		38		100					
Strickland John	20	20			300	95	3		3			15		247		40		50					
Rentford Peter	18	142			600	75	1	2	1		2	10	13	268				400					
Spilman Eliza A	55	189			1900	100	6		3	2	2	22	15	500		103		375	2400				
Burnall Loretta	50	300			2800	85	5		3	2	4	25	20	525		150		200					
Burns David	100		60		1600	300	4		5		3	25	35	490		157		400	200				
Meadows Parthenia	30	50			600		2		2		1	2	16	244		94		250					
Hoyman Thomas	100		160		1300	75	6	7	7		12	15	10	1085		150		400	100				
Colston Kate	25		25		500	50	3		4		3	15	25	386				50	150				
Kenney Kate	30	130			800	125	2		3		2	6	20	246				100					
Bramson Newton	55	225			2000	60	4		2		8	19	20	379		60		300	100				
Berry George U	5	80			400	125	3		2	2	4	4	14	407				300	50				
McKinney Charles	25	735			1000	50	2		2		1	9	14	219									
Frank Williams	20	140			1000	30	2		2		2	18	12	275		100		350					
Pitts Francis M	45	143			1300	30	11		3		13	12	25	897		100		350					
Roberts Ervinger	40	40	80		1500	135	3		4		4	18	15	340		25		150	50				
Kepler August B	45	135			1000	50	4		3		8	25	10	490		31		400	100				
Best Jackson	20	175			1300	70	2		3		3	20	16	290		24		150					
Lightfoot John	75	765			3000	100	17	10	4	2	7	20	30	1745		200		500					

Handwritten notes and calculations at the bottom of the page, including a large sum of 731,585.89 and other figures like 183, 21, 118, 31, 210, 519, 659, 19,353, 2,837, 30,52, 101, 75, 42, 44, 4100.

State of Missouri, enumerated by me on the 2^d 3^d 4^d day of August, 1870.

W. B. Beggs, Ass't Marshal.

YEAR ENDING JUNE 1, 1870.

Cotton.	Wool.	Peas and Beans.	POTATOES.		Orchard products.	Wine.	Produce of Market Gardens.	DAIRY PRODUCTS.			SEED.			Hops.	Hemp.	Flax.	Flax-seed.	Silk cocoons.	SUGAR.		Molasses.	BEES.		Forest products.	Value of Home Manufactures.	Value of animals slaughtered or sold for slaughter.	TOTAL VALUE.					
			Irish.	Sweet.				Butter.	Cheese.*	Milk sold.	Hay.	Clover.	Grass.						Maple.	Hhds. (1,000 lbs.)		Wax.	Honey.					Dolls.				
Bales (450 lbs.)	Lbs.	Bush.	Bush.	Bush.	Dolls.	Gallons.	Dolls.	Lbs.	Lbs.	Gallons.	Tons.	Bush.	Bush.	Lbs.	Tons.	Lbs.	Bush.	Lbs.	Hhds. (1,000 lbs.)	Gallons.	Lbs.	Lbs.	Dolls.	Dolls.	Dolls.	Dolls.						
25	26	27	28	29	30	31	32	33	34	35	36	37	38	39	40	41	42	43	44	45	46	47	48	49	50	51	52					
	14							90												10				12	28	400						
			50	20				75																36	250	700						
			22					75																	150	300						
			12					100																		150	650					
	16							30													8				63	400						
	44		6					200			9														66	154	1025					
	100		45		8			100			4										5				120	210	850					
								30			9										5					21	450					
	100		18		60			150			1														60	140	700					
																											200					
																											500					
			12	50				200			12															230	1000					
			12	10				40			5														10	42	550					
																											150					
																											200					
			20					50			3															42	300					
	35		15		9			250			5														75	180	800					
	20		15					100			1														30	70	450					
	25		10					75																	30	42	450					
	50		7					100																		63	300					
																											200					
	19							100																	7	142	300					
	25							30																	6		100					
	20		50					300																	25	30	450					
	27		50					150																	30	138	700					
	40		10		40			120			5															70	500					
	60		40		8			200																		42	70	650				
			9		10			40			4															14	56	250				
	40				20			540																			56	550				
	33		6					150																			88	300				
	21		30		20			100																		60	56	300				
	32		12					50																			12	49	400			
																												200				
	20		12					80			1																24	70	312			
	35		30					40																				120	63	475		
	40							50																				25	49	400		
	35		26					150																					30	50	300	
	50		20					120																					20	70	400	
	36		20					80																						30	140	300
	40		15					125			2																			30	155	678

* This will include only such cheese as is made upon the farm. Milk sent to cheese factories will be regarded as milk sold off the farm.

Handwritten notes:
 3187/18140
 414
 444

SCHEDULE 3.—Productions of Agriculture in Green Township, in the County of Polk, in the

Post Office: Bolivar Mo



1 Name of Agent, Owner, or Manager.	ACRES OF LAND.			PRESENT CASH VALUE.		7 Total amount of wages paid during the year, including value of board.	LIVE STOCK, JUNE 1, 1870.							15 Value of All live stock.	PRODUCE DURING THE YEAR.								24						
	Improved. No.	UNIMPROVED.		Of farm. Dolls.	Of farming implements and machinery. Dolls.		Horses. No.	Mules and Asses. No.	Milk Cows. No.	Working Oxen. No.	Other Cattle. No.	Sheep. No.	Swine. No.		WHEAT.		Rye. Bush.	Indian Corn. Bush.	Oats. Bush.	Barley. Bush.	Buckwheat. Bush.	Rice. Lbs.		Tobacco. Lbs.					
		Wood-land. No.	Other unimproved. No.												Spring. Bush.	Winter. Bush.													
2	3	4	5	6	8	9	10	11	12	13	14	16	17	18	19	20	21	22	23										
1 Lightfoot Henry	50	144		2000	150		2	1	4	2	8	7	15	480		73		100	200										1
2 Alexander Lee M	15	65		800	100		4		4		2	28	7	345															2
3 Matter Mary J	15	105		1200			2		3			8	15	195		46		500											3
4 Banty Green	40			200	25		2		3		2	6	10	196		20		125											4
5 Lightfoot Henry	20	80		700	85		2		2	2	2		35	335		30		375											5
6 Mitchell Nancy	20	140		800	125		3		2	2	4	6	15	406		45		500											6
7 Bernet Polly A	8	152		200	10		3		2			6	15	219		50		120	36										7
8 Birdsong Jesse	15	145		500	10		2		3	2	3	9	11	296				150											8
9 Jenkins Nancy	70	493		3500	50				1				6	30		25		50											9
10 Jenkins Newton	15	185		1000	40		4		2		2	15	10	287		18		30	100										10
11 Jenkins Wm	20	100		1500			1		1		1	8	10	98															11
12 Bailey Edward	10	150		800	40		1		2		2		8	112															12
13 Hawker Martin	20	280		300	125		3		4	2	12		22	432		50		100											13
14 Bewley Jesse	60	60		1200	125		5		5	2	5	14	36	525		110		600											14
15 Bewley Wm D	100	220		1750	75		6		6	4	13	20	15	933		140		500											15
16 Davis James	200	400		3000	290		16		2	8	14		40	2012		890		500	300										16
17 Moore Ella	60	300		2000	90		7		2	2	10	22	30	595		300		400	250										17
18 Cook Ferdinand	70	80	30	1600	100		3	4	5		5	18	15	585		40		100	100										18
19 Bell Robert	10	100		500	50		5		1		1	14	7	350		5		50											19
20 Armstrong Reuben	45	75		1200	75		2		2				7	190				60											20
21 Goldston Thomas	30	100		1200	100		4	2	3		2	15	14	549		30		250											21
22																													22
23																													23
24																													24
25																													25
26																													26
27																													27
28																													28
29																													29
30																													30
31																													31
32																													32
33																													33
34																													34
35																													35
36																													36
37																													37
38																													38
39																													39
40																													40

Handwritten corrections and totals:
 Total value of land: 95,000
 Total value of improvements: 26,450
 Total value of stock: 196,260
 Total value of produce: 4,370
 Total value of all live stock: 1872
 Total value of produce: 4510

State of *Missouri*, enumerated by me on the *3^d 4 6th* day of *August*, 1870.
R.S. Biggs, Ass't Marshal.


YEAR ENDING JUNE 1, 1870.

TOTAL VALUE.

Cotton. Bales (450 lbs.)	Wool. Lbs.	PEAS AND BEANS.			Orchard products. Dolls.	Wine. Gallons.	Produce of Market Gardens. Dolls.	DAIRY PRODUCTS.			Hay. Tons.	SEED.		Hops. Lbs.	Hemp. Tons.	Flax. Lbs.	Flax-seed. Bush.	Silk cocoons. Lbs.	SUGAR.		Molasses. Gallons.	BEES.		Forest products. Dolls.	Value of Home Manufactures. Dolls.	Value of animals slaughtered or sold for slaughter. Dolls.	Estimated value of stock, including hives, implements and additions to stock. Dolls.			
		Lbs.	Bush.	Bush.				Bush.	Butter. Lbs.	Cheese.* Lbs.		Milk sold. Gallons.	Clover. Bush.						Grass. Bush.	Maple. Lbs.		Cane. Hhds. (1,000 lbs.)	Wax. Lbs.					Honey. Lbs.		
25	26	27	28	29	30	31	32	33	34	35	36	37	38	39	40	41	42	43	44	45	46	47	48	49	50	51	52			
	13		12		40			125		1										16				36	56	400	1			
																												500	2	
	9		12					80													9				30	56	400	3		
	9		8					50													9						42	200	4	
			18					80													6				100			350	5	
	12		30					120													8				30	265	644	6		
	7		14					50													10						35	200	7	
	12		20					80													8				20	42	200	8		
								25													20				55	1	100	9		
	27							80													8				39	112	258	10		
																					20								200	11
																													200	12
	20		25					25													8						62	250	13	
	35		90					120		3																	36	105	700	14
	60		100	20				120		30											25				66	135	1026	15		
	10		10					40		12																	200	1500	16	
	30		15					80													5				33	120	785	17		
	50							50		2											8				18	140	400	18		
	21		15					30													10						28	100	19	
			10																		5								100	20
	30		12					100													5							147	525	21
																														22
																														23
																														24
																														25
																														26
																														27
																														28
																														29
																														30
																														31
																														32
																														33
																														34
																														35
																														36
																														37
																														38
																														39
																														40

* This will include only such cheese as is made upon the farm. Milk sent to cheese factories will be regarded as milk sold off the farm.

9.030



SCHEDULE 3.—Productions of Agriculture in Jackson Township, in the County of Dalk, in the
 Post Office: Annansville Mo

Name of Agent, Owner, or Manager.	ACRES OF LAND.			PRESENT CASH VALUE.		Total amount of wages paid during the year, including value of board.	LIVE STOCK, JUNE 1, 1870.							Value of ALL live stock.	PRODUCE DURING THE										
	Improved.	UNIMPROVED.		Of farm.	Of farming implements and machinery.		Horses.	Mules and Asses.	Milch Cows.	Working Oxen.	Other Cattle.	Sheep.	Swine.		WHEAT.		Rye.	Indian Corn.	Oats.	Barley.	Buckwheat.	Rice.	Tobacco.		
		Wood-land.	Other unimproved.												Dolls.	Dolls.								Spring.	Winter.
	No.	No.	No.	No.	No.		No.	No.	No.	No.	No.	No.	No.		Dolls.	Bush.	Bush.	Bush.	Bush.	Bush.	Bush.	Bush.	Bush.	Lbs.	Lbs.
1	2	3	4	5	6	7	8	9	10	11	12	13	14	15	16	17	18	19	20	21	22	23	24		
Gentry Thomas	22	53		700	30			2	2			8	7	170				200							
Farmer Jacob	30	95		800	33		2	2			1	18	20		32			400							
McClure David	80	250		3300	80	30	4	3			3	18	35	355		200		500	100						
Mitchell G B	40	130		1700	60	18	4	3	2	15	16	18	645		168			300	250						
Bond Benjamin	80	70		1700	90	28	2	7			11	30	460		180			1000	95						
Dyatt P. D	50	50		1000	30		3	3				14	460					200	100						
Gassett Joel B.	40	60		500	45	10	2	1	2		1	28	16	260		60		250	25						
Cummins James	45	70		1000	70	60	4	4			2	16	9	430		250		150	30						
Williams Geo E	75	70		1500	85	15	3	2				10	10	330		135		600	120						
Harmon Geo W	100	120		2200	140	25	6	3	2		2	28	585		141			250	145						
Robertson Benj	20	180		1500	20	75	2	3	0		2	10	20	440		100		400							
Clark A W	40	40		1000	80	18	3	3			2	20	24	360		69		400	80						
Lane Alexander	40	25		700	55	15	4	2				18	16	290		60		350	400						
Low Susan	12	68		600	20		3	2	2		1	2	20	560				200	100						
Robertson Thomas	125	275		4000	115	125	4	3	6		50	23	50	1900		110		1500	800						
Robertson Wesley	90	206		3000	125	200	4	2	5		72	18	35	1860		268		1200	150						
Mitchell Albert	40	120		1600	75	15	2	3				15	30	330		120		400							
Mitchell Stephen	100	264		3600	150	200	7	6	3		13	10	60	1415		312		900	250						
Sent Nathan S	80	234		3200	100	18	3	3	2		4	28	25	530		180		600	75						
Mitchell Stephen	50	110		1600	100	60	2	1				6	20	275		67		360							
Spurman William	60	170		2900	75	40	3	2				24	30	425		120		500	80						
Henderson Lucy	40	20		1000	60	10	5	1				6	15	460		60		600							
Stephens Saml D	40	336		5000	125	100	2	13	1	3			250	1300				1200	100						
Mary John W	60	140		1800	40		3	2				11	1	250		25		350							
Dickerson John	70	90		1600	75	20	5	6	2			4	23	11950		163		800	300						
Dickerson Daniel	25	95		1600	15			2	2			1	6	11295		110		300	76						
Neal Nancy L	22	200		1000	30		4	2				20	9	300		36		200							
Calmond David B	60	140		1500	30		3	1				10	75	215		47		550	200						
Owens Henry A	10	70		400	75		3	2				3	13	8248		21		300							
Owens James	60	180		1800	80	15	5	7	4			1	25	15570		64		500	360						
Dickerson John A	15	35		300	10		5	1				2	6	13348		45		200							
Thompson Mary	60	38		3000	100	80	3	2	2	2		11	18	410		225		400	400						
Neal Elizabeth	10	40		200	10		1	1				5	12	135		24		200	50						
Dickerson Nathan	10	110		600	20		3	3				20	4	230		30		300							
James Geo W	20	80		800	75		2	1				10	9	225				200	60						
Nilson Rachiel	40	120		1400	35	25	2	7	3	2	2	20	14	360		77		300	250						
Lee Martha	10	30		400	10		4	2				20	7	300				100							
Neal Samuel	8	32		300	15	35	2	1	1			1	6	12350		112		300							
Kirby Henry B	40	50		800	30		3	2				7	40	325		60		300	200						
Malone Mary B	16	103		900					1				8	45				300							

1545
458
458
59300
2353
204
21
36
95
14
194
464
989
19080
360
17460
4435

State of Missouri, enumerated by me on the 11th 12th 1870 day of July, 1870.

John B. Bennett, Ass't Marshal.

YEAR ENDING JUNE 1, 1870.

TOTAL VALUE.

	Peas and Beans.			POTATOES.		Orchard products.	Wine.	Produce of Market Gardens.	DAIRY PRODUCTS.			SEED.					SUGAR.			BEES.		Forest products.	Value of Home Manufactures.	Value of animals slaughtered or sold for slaughter.	Estimated value of all farm products, horses, and additions to stock.															
	Cotton. Bales (450 lbs.)	Wool. Lbs.	Bush.	Bush.	Bush.				Dolls.	Dolls.	Lbs.	Lbs.	Gallons.	Tons.	Bush.	Bush.	Lbs.	Tons.	Lbs.	Bush.	Lbs.					Lbs.	Hhds. (1,000 lbs.)	Gallons.	Lbs.	Lbs.	Dolls.	Dolls.	Dolls.	Dolls.						
																																			25	26	27	28	29	30
1				10																																160				
2																																				70	270			
3		35			90							4																							50	210	715			
4		30		15	80																														40	80	580			
5				25	10	40																														340	820			
6				20		10						2																								50	320			
7		60		30	19	30																													100	60	300			
8		30		15																																40	420			
9		20																																		40	785			
10				13		40						10																								55	520			
11		20		10																																	60	380		
12	30	36		50																																40	125	170	425	
13	35	30		30																																	75	75	420	
14		8																																			140	250		
15		45		24		100						8																								30	80	270	1,400	
16		24		15								6																								40	160	1,200		
17		13		5								3																								59	25	140	1,220	
18		20		30		350						20																								65	165	1,350		
19		55		10		75						9																								20	100	174	745	
20		10																																				300		
21		60		150																																20	80	270	565	
22		15		30																																	15	90	480	
23				15																																	185	790		
24		10		15																																	8	35	270	
25		30		20		30																																20	100	760
26		12		15																																	18	30	340	
27		35																																			30	25	32	215
28		34		6	7	20							5																									40	90	325
29		20																																			5	20	65	215
30		60		15		10																															27	100	105	630
31		15																																			8	80	215	
32		60		20	15								1																								12	100	105	780
33		35		5																																	10	40	200	
34		35		6																																		90	90	220
35		20		6																																		45	28	185
36		18		4																																	15	36	400	
37		15		8																																		40	45	775
38		16		6																																	10	30	875	
39		31		15	2																																18	100	135	420
40																																					5			175
	45	950		63	53	115						329																									329	1378	3770	4295

* This will include only such cheese as is made upon the farm. Milk sent to cheese factories will be regarded as milk sold off the farm.

329

State of Missouri, enumerated by me on the 14th & 15th day of July, 1870.

John B. Barnett, Ass't Marshal.

YEAR ENDING JUNE 1, 1870.

YEAR ENDING JUNE 1, 1870.																									TOTAL VALUE.				
Cotton. Bales (450 lbs.)	Wool. Lbs.	Peanut Beans. Bush.	POTATOES.		Orchard products. Dolls.	Wine. Gallons.	Produce of Market Gardens. Dolls.	DAIRY PRODUCTS.			SEED.			SUGAR.					BEES.		Forest products. Dolls.	Value of Home Manufactures. Dolls.	Value of animals slaughtered or sold for slaughter. Dolls.	Estimated value of all farm produce including be- lievements and addi- tionals to stock. Dolls.					
			Irish. Bush.	Sweet. Bush.				Butter. Lbs.	Cheese.* Lbs.	Milk sold. Gallons.	Hay. Tons.	Clover. Bush.	Grass. Bush.	Hops. Lbs.	Hemp. Tons.	Flax. Lbs.	Flax-seed. Bush.	Silk cocoon. Lbs.	Maple. Lbs.	Cane. Hhds. (1,000 lbs.)					Molasses. Gallons.	Wax. Lbs.	Honey. Lbs.		
25	26	27	28	29	30	31	32	33	34	35	36	37	38	39	40	41	42	43	44	45	46	47	48	49	50	51	52		
	17		5					40												20				40	50	300	1		
	12		5					50												13							220	2	
	43		25					200												40				40	80	640	3		
	60		18					150												30				110	80	500	4		
	80		15	5				200																			260	5	
	10		12					80												35				85			285	6	
			7					200			6									25							290	7	
			8					30												14							270	8	
	20							80																		65	340	9	
	45		40					150			5														140	95	830	10	
	32		10					80			2														20	84	540	11	
	60		10					150			4									30				80	170	1060	12		
	30		30					125			1									23				25	80	530	13		
	60			75				200			8									10				85		1040	14		
	25		15	10				200												60				50	90	240	15		
	25		10					50												40				40	45	285	16		
	46		25	15				200												40				90	55	450	17		
	13							100																			245	18	
	25		5					150			1									30				80	170	275	19		
																											350	20	
	16		15	6				100																	60	40	275	21	
	36		10	6				150																	75	75	575	22	
	8		20					40			1									39							325	23	
	7		10					100			2									12				60	25	240	24		
	12		6					35												10				25	60	230	25		
	17		6					150																			65	615	26
	25		65					175			7									20			20	15	84	540	27		
	8		25	10				80												20				40	55	360	28		
	75		25	12	300			50			6													50	105	1300	29		
	16				100			80			2															45	390	30	
			25	15	500			360			6															84	1490	31	
			12					100			1									10				30	15	80	345	32	
	80		20	20	200			150			6															115	1040	33	
	80		10	8	125			250			5									50					125	110	905	34	
	40		10		100			125			4									20					35	170	780	35	
	40		25					80																				350	36
	30		15					100																				330	37
	15		13					150																				235	38
	30		20	8				60												28							20	400	39
	24		10	2				100												20								200	40
	118		58	192	1385			4570			61									515					1540	2503	19908		

* This will include only such cheese as is made upon the farm. Milk sent to cheese factories will be regarded as milk sold off the farm.

SCHEDULE 3.—Productions of Agriculture in Jackson Township, in the County of Dalk

Post Office: Humansville Mu

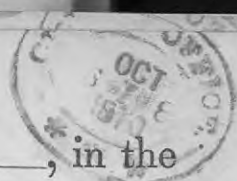
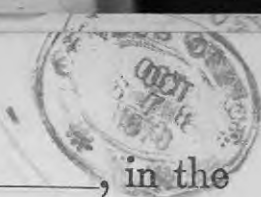


Table with columns for Name of Agent, Owner, or Manager; Acres of Land (Improved, Unimproved); Present Cash Value; Live Stock (Horses, Mules and Asses, Milk Cows, Working Oxen, Other Cattle, Sheep, Swine); and Produce During the Year (Wheat, Rye, Indian Corn, Oats, Barley, Buckwheat, Rice, Tobacco). Rows 1-40 list various individuals and their agricultural holdings.

SCHEDULE 3.—Productions of Agriculture in Jackson Township, in the County of Polk, in the Post Office: Humansville Mo.



Name of Agent, Owner, or Manager.	ACRES OF LAND.			PRESENT CASH VALUE.		Total amount of wages paid during the year, including value of board.	LIVE STOCK, JUNE 1, 1870.								Value of ALL live stock.	PRODUCE DURING THE YEAR.							
	Improved.	UNIMPROVED.		Of farm.	Of farming implements and machinery.		Horses.	Mules and Asses.	Milch Cows.	Working Oxen.	Other Cattle.	Sheep.	Swine.	WHEAT.			Indian Corn.	Oats.	Barley.	Buckwheat.	Rice.	Tobacco.	
		No.	Wood-land.											Other unimproved.		Dolls.							Dolls.
1	2	3	4	5	6	7	8	9	10	11	12	13	14	15	16	17	18	19	20	21	22	23	24
Brown John H	40	80	10	2000	100	15	6	3	3	20	24	564		100		500	200					50	
Davies Archibald	28	42		1500	105	40	6	3		16	30	345		200		600							
Brown Asiah	75	83	85	3000	250	185	4	9	3	5	32	26	1365		165		1000	200					
Ivy Hartwell	125	292		4755	100	150	6	2	3	3	50	35	900		370		800	700					
Etherton James	40	42		1200	35	40	4	1	1		4	400				600	250						
Miles James	90	120		3000	250	140	7	5		3	25	45	980		256		500	700					
Ruth Isaac	50	70		2500	35	90	4	2	3		3	15	15	730		547		500	250				
Ruth Jonathan	33	27		800	20		5	2	2	1	6	15	640				150	200					
Crawford Andrew	32	68		1200	42		9		3	2	26	18	320		80		300	200					
Blakey John	80	180		3000	150	80	6	6	4	6		18	200		200		400	300					
Woods J. O. J.	35	85		1200	100		2	2			12	6	280		87		100	40					
Woods Isaac	50	110		1600	150	35	6	2		3	20	10	620		108	2	400					75	
Dotson Thomas	35	85		1000	75		2	2		2	13	5	260		37		50	50					
Wallace D W	40	160		2000	100	40	3	4	4			5	900		100		600						
Neal Fidello	25	102		1200	20		2	3	1	2	8	9	400		10		100						
Acuff William	80	60		1600	70	70	4	2	6	2	25	14	625		130		750	400					
Colton Isaac	50	110		1600	30	45	6	2	1	5	14	13	675		125		500	60					
Witenberg Albert	40	120		1000	25		5	1	3	6	3	20	20	900		98		450	100				
Coats Washington	105	174		3000	250	45	10	6	4	11	10	50	1275		133		1000	1200					
Dodson James A	50	110		1600	85	20	2	1	2		15	6	320		80		200	60					
Eskeu Wm J	20	60		600	10		4	1	2	2	3	18	10	550		50		200					
Hudson James	15	54		400	10		3	1	1	8	8	8	200				150						
Dobbins Thomas	10	45		500	15		2		1	2	2	2	180		15		200					40	
Edmonson Alfred	70	130		2500	100	25	2	4	2	3	13	6	680		150		600	200					
Lawrence Wm	80	120		2500	75	140	1	2	2			20	440		120		500	150					
Nice Elizabeth	90	310		4000	125	35	7	7	4	4	20	15	700		100		300	100					
Miller James M	40	40		800	150		2	1				4	230		40		500	130					
Miller John P	30	70		1000	15		2						1155		35		200						
Holder John G	25	53		800	10		3		4	4	15	13	370		60		300	140					
Lummas James	100	46		1600	150	35	6		5	4	12	25	920		100		500	350					
Armstrong Robt	80	180		2600	40	35	3	2	2	1	12	10	390		90		200	250					
Quinn Greenberry	10	30		400	10		2					9	170				200	70					
McDowell M G	95	7		1000	150	65	1					2	100		360		1200	100					
Evert Henry	45	96		1200	600	45	2	1				10	240		210		300	120					
Loony William	90	230		3000	200	150	5	2	5	3	25	30	900		375		1000	200					
Barker Benson G	100	180		3500	250	250	15	6	2	90	12	15	2400		626		500	200					
Nash Sml J	50	30		800	30		1	2			5	9	140				150						
Winton John B	65	146		2000	60	45	3	2	5	2	5	25	30	950		185		100	100				
Anderson James	50	130		1800	150	35	5		4	2	14	15	580		166		300	150					
Dexter Dallas S	90	310		3000	125	18	3	3	2	6	6	50	925		125		800						

2248 426 95 335 425 1843 165 50 106 18 18 514 719 563 21 1100 21 165

State of Missouri, enumerated by me on the 20th of July, 1870.

John B. Barnett, Ass't Marshal.

YEAR ENDING JUNE 1, 1870.

Cotton. Bales (450 lbs.)	Wool. Lbs.	Pens and Beans. Bush.	POTATOES:		Orchard products. Dolls.	Wine. Gallons.	Produce of Market Gardens. Dolls.	DAIRY PRODUCTS.				SEED.					SUGAR.			BEES.		Forest products. Dolls.	Value of Home Manufactures. Dolls.	Value of animals slaughtered or sold for slaughter. Dolls.	TOTAL VALUE.												
			Irish. Bush.	Sweet. Bush.				Butter. Lbs.	Cheese.* Lbs.	Milk sold. Gallons.	Hay. Tons.	Clover. Bush.	Grass. Bush.	Hops. Lbs.	Hemp. Tons.	Flax. Lbs.	Flax-seed. Bush.	Sik coccons. Lbs.	Maple. Lbs.	Cane. Hhds. (1,000 lbs.)	Molasses. Gallons.				Wax. Lbs.	Honey. Lbs.	Dolls.										
																											25	26	27	28	29	30	31	32	33	34	35
1	45		10	10							200			6																		20	60	600	1		
2	40		40		100						100			15																	25	105	875	2			
3	40		15	5	30						200			7												500				30	140	950	3				
4	60		10								200																				20	125	1,285	4			
5			4		150						200			4																	30	45	680	5			
6	35		30		400						300															300				100	130	1,450	6				
7	50		30		80						250			3																	60	135	1,140	7			
8	10		15								100																					70	215	8			
9	40		12	8							150																					80	112	580	9		
10	25		10		100						150			3																	20	140	990	10			
11	24		5		20						100																					35	275	11			
12	48		25		100						100			1																		20	80	545	12		
13	22		15								50																					30	35	215	13		
14			10		40						200			4																		40	130	740	14		
15	15		6								100																					10	40	315	15		
16	45		20								300																					20	150	1,270	16		
17	35		25		40						150																					15	30	580	17		
18	26		20																													40	40	485	18		
19	20		100	3							300																					300	80	85	1,530	19	
20	27				300						200			2																		30	170	685	20		
21	25		8								50																					20	48	200	21		
22	11		20								50																						10	35	270	22	
23	8		10																														8	20	280	23	
24	30		10																														10	20	60	635	24
25			15		200						100			2																				45	480	25	
26	90				700						200			3																			20	65	560	26	
27			25											10																			30	28	490	27	
28			30		25						20			4																			12	14	235	28	
29	20		5								200																							60	310	29	
30	36		20								300																						40	35	140	745	30
31	25		15								150			8																			30	30	400	31	
32			5																																	245	32
33			25	6																																1,040	33
34			30																																28	575	34
35	60		25								250			4																			35	40	130	1,200	35
36	10		20		75						100																						10	1400	1,240	36	
37	7		3								40																						20	28	300	37	
38	50		7		25						150																							35	56	400	38
39	15		15	10	40						250																								145	600	39
40			50		50						150			5																				80	210	980	40
	994		142	15	545						540			19																	991	800	922	1430	26840		

* This will include only such cheese as is made upon the farm. Milk sent to cheese factories will be regarded as milk sold off the farm.

OCT 1870

SCHEDULE 3.—Productions of Agriculture in Jackson Township, in the County of Polk, in the Post Office: Summersville Mo.

Table with 25 columns: 1-7 (Acres of Land, Present Cash Value), 8-15 (Live Stock, June 1, 1870), 16-24 (Produce During the Year). Rows include names like Johnson William, Adams Henry A., Venable George, etc., with numerical data for land, stock, and produce.

Summary row at the bottom of the table with handwritten totals: 1065, 2409, 34300, 518, 488, 92, 11, 4, 3, 12, 61, 254, 365, 11065, 2095, 8650, 3180, 255.

State of Missouri, enumerated by me on the 20th day of July, 1870.

John W. Barnette, Ass't Marshal.

YEAR ENDING JUNE 1, 1870.

Cotton.	Wool.	Peas and Beans.	POTATOS.		Orchard products.	Wine.	Produce of Market Gardens.	DAIRY PRODUCTS.			SEED.			Flax.	Flax-seed.	Silk cocoons.	SUGAR.			BEES.		Forest products.	Value of Home Manufactures.	Value of animals slaughtered for slaughter.	TOTAL VALUE.				
			Irish.	Sweet.				Butter.	Cheese.*	Milk sold.	Hay.	Clover.	Grass.				Hops.	Hemp.	Maple.	Cane.	Molasses.					Wax.	Honey.		
																												(450 lbs.)	Lbs.
25	26	27	28	29	30	31	32	33	34	35	36	37	38	39	40	41	42	43	44	45	46	47	48	49	50	51	52		
	60	12	12		100			200			1										40				200	80	1,080	1	
	4		15					100													20						45	270	2
	40		20					100																	30	65	390	3	
	30		25					250													66		200		30	60	580	4	
	40		15		125			250													20				40	105	800	5	
			12					100																	15	55	315	6	
	30		15	5	100			150													12				30	100	480	7	
	30		12	6	10			100			3										10				25	90	320	8	
	12			10				50													10				15	35	225	9	
	15		20	8	20			150			2										10				20	70	385	10	
			8					50													12					25	245	11	
	14		10					50													8					35	280	12	
			10					75																				145	13
			8	8				50																		21	215	14	
	56		15					250													35				40	50	580	15	
	30		40		20			50													40				25	64	530	16	
	23		30					300													43				80	35	375	17	
			25					200													10				40	20	425	18	
	60		5		120			200			3														90	95	1,180	19	
	20		20					150			3										24				25	65	1,250	20	
	20		15		25			100													15				35	45	315	21	
	80		15		15			500													20				80	175	990	22	
	45		30					100													80				30	84	500	23	
			10					100																			420	420	24
																													25
																													26
																													27
																													28
																													29
																													30
																													31
																													32
																													33
																													34
																													35
																													36
																													37
																													38
																													39
																													40
619					350			3,625			12									405			250	830	1,421	12,265			

* This will include only such cheese as is made upon the farm. Milk sent to cheese factories will be regarded as milk sold off the farm.

SCHEDULE 3.—Productions of Agriculture in Jefferson Township, in the County of Polk, in the

Post Office: Hannasville Mo.



Table with columns: Name of Agent, Owner, or Manager; ACRES OF LAND (Improved, Wood-land, Other unimproved); PRESENT CASH VALUE (Of farm, Of farming implements and machinery); Total amount of wages paid during the year; LIVE STOCK, JUNE 1, 1870 (Horses, Mules and Asses, Milch Cows, Working Oxen, Other Cattle, Sheep, Swine, Value of all live stock); PRODUCE DURING THE YEAR (WHEAT: Spring, Winter; Rye; Indian Corn; Oats; Barley; Buckwheat; Rice; Tobacco).

State of Missouri, enumerated by me on the 15th day of August, 1870.

John B. Barnett, Ass't Marshal.

YEAR ENDING JUNE 1, 1870.

Cotton.	Wool.	Peas and Beans.	POTATOES.		Orchard products.	Wine.	Produce of Market Gardens.	DAIRY PRODUCTS.			SEED.		Hops.	Flax.	Flaxseed.	Silk cocoons.	SUGAR.		BEES.		Forest products.	Value of Home Manufactures.	Value of animals slaughtered for sale for slaughter.	TOTAL VALUE.						
			Irish.	Sweet.				Butter.	Cheese.*	Milk sold.	Clover.	Grass.					Maple.	Cane.	Molasses.	Wax.					Honey.	Dolls.	Dolls.			
Bales (50 lbs.)	Lbs.	Bush.	Bush.	Bush.	Dolls.	Gallons.	Dolls.	Lbs.	Lbs.	Gallons.	Tons.	Bush.	Bush.	Lbs.	Tons.	Lbs.	Bush.	Lbs.	Hds. (1,000 lbs.)	Gallons.	Lbs.	Lbs.	Dolls.	Dolls.	Dolls.					
25	26	27	28	29	30	31	32	33	34	35	36	37	38	39	40	41	42	43	44	45	46	47	48	49	50	51	52			
	75		30	18	40			200																	200	30	160	655	1	
2	29		9					150			6															40	35	400	2	
3	21		15					100													40					30	90	375	3	
4			20		200			300			4													100			2135	2000	4 X	
5	20		5					100																		15	90	325	5	
6	36		30	15				200																			84	660	6	
7			30					100																		85	240	7		
8			10					50			1																84	365	8	
9			40	5				250			6																140	1,400	9	
10			35		10			150			10																	1,718	10	
11			20	4	30			100																			60	600	11	
12			40					50																			70	260	12	
13	100		25	3	20			300			4															300	240	920	13	
14			16								3																42	355	14	
15			25		8			300			9																40	380	15	
16	20		42	41				250																			18	330	16	
17			30		5			300																			45	280	17	
18			30	6				100			4																42	390	18	
19			10					100																			40	380	19	
20			15		10			200			5																64	545	20	
21	60		10	15	250			200			25																140	1,225	21	
22	62		10	10	125			200			20																120	1,065	22	
23	50		15					200			6																80	620	23	
24																													480	24
25	50		10					150			8																90	525	25	
26	55		5					100																			40	365	26	
27	15							150			2																15	475	27	
28	10		20					50			1																12	575	28	
29	60		20		8			400			20																157	1,085	29	
30	50		10	95	50			300			8																70	1,520	30	
31	67		20	20				200			3																40	600	31	
32	10		30					300			9																200	1,050	32	
33	10		40	4				150																				950	33	
34	45		10	6				150			10																	70	850	34
35	70		20	7	30			200			12																60	615	35	
36	70							400	40		8																80	1,060	36	
37			30	15	25			300			40																30	1,850	37	
38	43							50			3																	42	440	38
39	100		50	15				200			30																	80	885	39
40	24		18	9				150																				95	410	40
	1139		743	282	81			7150	40		254																620	1,606	9520	

* This will include only such cheese as is made upon the farm. Milk sent to cheese factories will be regarded as milk sold off the farm.



SCHEDULE 3.—Productions of Agriculture in Jefferson Township, in the County of Dalk, in the

Post Office: Humansville Mo

Name of Agent, Owner, or Manager.	ACRES OF LAND.			PRESENT CASH VALUE.		Total amount of wages paid during the year, including value of board.	LIVE STOCK, JUNE 1, 1870.							PRODUCE DURING THE YEAR.									
	Improved.	UNIMPROVED.		Of farm.	Of farming implements and machinery.		Horses.	Mules and Asses.	Milk Cows.	Working Oxen.	Other Cattle.	Sheep.	Swine.	Value of ALL live stock.	WHEAT.		Rye.	Indian Corn.	Oats.	Barley.	Buckwheat.	Rice.	Tobacco.
		No.	Woodland.												Other unimproved.	Dolls.							
1	2	3	4	5	6	7	8	9	10	11	12	13	14	15	16	17	18	19	20	21	22	23	24
1 Spingold Julia	145	150	25	6000	125	20	7	3	16	4	25	10	1800				1000	600					
2 Davidson Wm J	50	80	70	2500	85	18	3		3		7	7	10	320		110		400	200				
3 Butler Caleb	70	160	50	3000	90	10	4	1	4		3	37	15	600		46		300	400				
4 Williams Jason	75	115		1900	115	60	6	3	5		2	24	35	700		60		600	300				
5 Crawford W H	30	130		1400	60	15	7	2	1			22	8	895		110		300	40				
6 Rale William	80	120	70	3500	125	20	8	1	3		16	50	60	1045		135		600	300				
7 Robinson James J	3		7	700	30		2		2		1	5	9	185		38		300	95				
8 Ryle James	80	20	160	3500	100	18	2		2		4		2	200				600	125				
9 Starkey Jahoz	640	490	40	13000	500	1500	2	3	10		174		22	3600		400		4000					
10 Bussell James M	400	230		9400	300	400	5	1	2	4	110	40	12	5700		100		4000	1000				
11 Starkey Joel	40	44	84	2500	600	6	4		3		5		7	410				400					
12 McWhister S A	10	20	70	800	350		2		1			4	4	225		40		100	150				
13 Skaggs Dennis	45	40	95	2500	105	10	7	1	2		3	16	9	660		10		700	125				
14 McCracken Thomas	160	80	40	4000	150	20	4		3		6	18	16	540		140		1000	300				
15 Miller Daniel	50	25	40	4100	85	35	8		3		2	18	12	740				900	100				
16 Richardson Preston	50	80	98	2600	100	20	7	2	7		12	20	20	1285				200	100				

1958
2001 2
919
62400
2045
2152
47
17
11
8
804
267
251
19105
1229
15400
3815

SCHEDULE 3.—Productions of Agriculture in Johnson Township, in the County of Polk, in the

Post Office: Annersville Mo

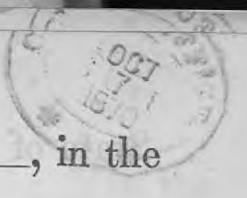


Table with columns: Name of Agent, Owner, or Manager; ACRES OF LAND (Improved, Wood-land, Other unimproved); PRESENT CASH VALUE (Of farm, Of farming implements and machinery); Total amount of wages paid to farm hands; LIVE STOCK, JUNE 1, 1870 (Horses, Mules and Asses, Milch Cows, Working Oxen, Other Cattle, Sheep, Swine, Value of all live stock); PRODUCE DURING THE YEAR (Wheat: Spring, Winter, Rye, Indian Corn, Oats, Barley, Buckwheat, Rice, Tobacco).

State of Missouri, enumerated by me on the 19th 20th 22nd day of August, 1870. J. P. Barnett, Ass't Marshal.

YEAR ENDING JUNE 1, 1870.

Table with columns for various agricultural products (Cotton, Wool, Peas and Beans, Potatoes, Dairy Products, Seed, Sugar, Bees, Forest products, etc.) and rows for individual farms (1-40). Includes a 'TOTAL VALUE' column and handwritten data entries.

* This will include only such cheese as is made upon the farm. Milk sent to cheese factories will be regarded as milk sold off the farm.

OCT 1870

SCHEDULE 3.—Productions of Agriculture in Johnson Township, in the County of Dolk, in the Post Office: Humansville Mo.

Table with columns for Name of Agent, Owner, or Manager; Acres of Land (Improved, Woodland, Other unimproved); Present Cash Value (Of farm, Of farming implements and machinery, Total amount of wages paid during the year); Live Stock (Horses, Mules and Asses, Milch Cows, Working Oxen, Other Cattle, Sheep, Swine, Value of all live stock); and Produce during the year (Wheat: Spring, Winter, Rye, Indian Corn, Oats, Barley, Buckwheat, Rice, Tobacco).

State of Missouri, enumerated by me on the 23rd & 24th day of August, 1870.

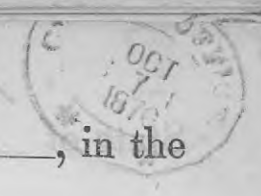
John P. Barnett, Ass't Marshal.

YEAR ENDING JUNE 1, 1870.

1	COTTON.		POTA TOES.		ORCHARD PRODUCTS.	WINE.	PRODUCE OF MARKET GARDENS.	DAIRY PRODUCTS.			SEED.			SUGAR.					BEES.		FOREST PRODUCTS.	VALUE OF HOME MANUFACTURES.	VALUE OF ANIMALS PRODUCED OR SOLD FOR SLAUGHTER.	TOTAL VALUE.	2							
	Bales (450 lbs.)	Wool.	Peanut Beans.	Irish.				Sweet.	Butter.	Cheese.*	Milk sold.	Hay.	Clover.	Grass.	Hops.	Hemp.	Flax.	Flax-seed.	Silk cocoons.	Maple.						Cane.	Molasses.	Wax.	Honey.	Dolls.	Dolls.	Dolls.
25	26	27	28	29	30	31	32	33	34	35	36	37	38	39	40	41	42	43	44	45	46	47	48	49	50	51	52					
1		100		10	95			400			20										20				50	140	2950	1				
2		25		15	15			150			2										10				75	70	380	2				
3				10				100																		40	290	3				
4				20				100																		35	240	4				
5		43		6	4			200			1														50	90	675	5				
6		30		12		50		150			3														40	115	490	6				
7				20				100														30				40	360	7				
8		70		100				250			25														80	140	1420	8				
9		15		15				100			1														20	84	230	9				
10		18		10				100			1															40	225	10				
11				10				150																		55	235	11				
12		60		18		16		250			10														20	175	840	12				
13		24		20		25		200			1											88			13	150	550	13				
14		16		50	12	15		100			10														30	53	490	14				
15				10																						35	485	15				
16		30		10				50																	25	70	465	16				
17		80		5	8			100																	35	48	385	17				
18				20	10			50																		52	315	18				
19		11		15		50																			6	21	365	19				
20		7		18				50																		21	310	20				
21				40				200																		35	235	21				
22		9		5							1															50	315	22				
23		12		40				100			1															48	250	23				
24		8		6				50																		28	200	24				
25		60		10				250			2														45	112	595	25				
26				20	4			300																	30	70	370	26				
27				8				40																		15	200	27				
28		60		5		35		100																		40	280	28				
29		6		5		25		100																	100	80	160	1340	29			
30								50																		35	350	30				
31																												200	31			
32				10				100																		40	115	32				
33								50																				280	33			
34				100				200			8															56	385	34				
35				25				150																		18	210	35				
36		20		10	10			200																		17	64	175	36			
37		32		40		50		300			5														13	25	300	285	105	975	37	
38				6	3			50																		4	21	760	38			
39		75		100	30	40		200			2														30	15	400	80	105	1,080	39	
40		50		25	14	50		20			8														12	20	500	65	84	520	40	
		77		84		29		500			100															24	10	13	439	254	1885	

* This will include only such cheese as is made upon the farm. Milk sent to cheese factories will be regarded as milk sold off the farm.

SCHEDULE 3.—Productions of Agriculture in *Johnson Township*, in the County of *Dalk*, in the Post Office: *Humansville Mo*



Name of Agent, Owner, or Manager.	ACRES OF LAND.			PRESENT CASH VALUE.		Total amount of wages paid during the year, including value of board.	LIVE STOCK, JUNE 1, 1870.								PRODUCE DURING THE YEAR.										
	Improved.	UNIMPROVED.		Of farm.	Of farming implements and machinery.		Horses.	Mules and Asses.	Milk Cows.	Working Oxen.	Other Cattle.	Sheep.	Swine.	Value of All Live Stock.	WHEAT.		Rye.	Indian Corn.	Oats.	Barley.	Buckwheat.	Rice.	Tobacco.		
		Wood-land.	Other unimproved.												Dolls.	Dolls.								Spring.	Winter.
	No.	No.	No.	Dolls.	Dolls.		No.	No.	No.	No.	No.	No.	No.	Dolls.	Bush.	Bush.	Bush.	Bush.	Bush.	Bush.	Lbs.	Lbs.			
1 Crozier Jacob B	15	65		800	100		2	2	2	10	12	250					100	140							
2 Williams Larken	80	250	110	6000	200	150	2	1				125					600	150							
3 Hall Farnelia	20	50	32	1220	50		1	1	2	10	14	150					150								
4 Gray Green	6	74		400	20		1	1				10	75		11		100								
5 Selach Hugh	12	204		1080	100		2	2	2	1		4	275		75		200								
6 Herald Warren	20	140		1200	25		2	1			25	175					300								
7 Smith Samuel	10	30		200	10	30	1	1				20	120		30		75	20							
8 Smith Stacy	15	100	85	800	20	45	1					100			150		100								
9 Goodson W	10	45		550	10		2	2				16	210				200								
10 Little James	15	128	80	1000	75		1	2				10	160												
11 Middlebrook Eli	90	100	52	2620	210	50	2	3	2	3		15	370		160		400	200							
12 Ray William	56	40	24	1200	25	15	4	2				74	340		75		400	160							
13 Wards Geo W	150	200	380	6300	150	65	7	2	7	4	45	25	1040		200		600	300							
14 McCabe Mary J	60	90	90	2400	50	40	3	1		1	20	14	290		85		400	50							
15 Ball F A	30	100	30	1600	30	15	2	4				2	300		50		300	80					100		
16 Keig William	55	25	100	4280	200	25	7	1	5	2	20	6	720				600								
17 Dickerson S B	30	40	90	1500	70	18	4	5	4	3			825		128		100						300		
18 Smith Ben J D	100	87	244	4400	200	100	5	1	4	5		15	540		215		1000	220							
19 Rute Melissa	40	40	40	1200	125	40	1	1	3	7		20	380		100		150	100							
20 Mitchell Wesley	10		30	840	160	15	1	1				20	5	610											
21 Lindenbower W B	160	100	100	3600	150	100	4	2	2			9	750												
22 Barnett John B	75	193	40	3676	140	40	3	6	3	25	14	18	1630		110		500	300							
23 Brown James	100	160	120	5000	150	100	4	3	4	4	8	15	1025		100		800	250							
24 Smith James D	30	40	30	1200	75		2	3		13	5	7	375		100		500	100							
25																									
26																									
27																									
28																									
29																									
30																									
31																									
32																									
33																									
34																									
35																									
36																									
37																									
38																									
39																									
40																									

1189 2294 151 13446 2285 848 58 24 58 10 96 134 25 10835 1589 7475 1070 400

State of *Massachusetts*, enumerated by me on the *24th & 25th* day of *August*, 1870.

John B Barneth, Ass't Marshal.

YEAR ENDING JUNE 1, 1870.

Cotton.	Wool.	Fens and Bones.	POTATOES.		Orchard products.	Wine.	Produce of Market Gardens.	DAIRY PRODUCTS.			SEED.			SUGAR.			BEES.		Forest products.	Value of Home Manufactures.	Value of animals slaughtered or sold for slaughter.	TOTAL VALUE.								
			Irish.	Sweet.				Butter.	Cheese.*	Milk sold.	Hay.	Clover.	Grass.	Flax.	Hemp.	Flax seed.	Silk cocoons.	Maple.					Cane.	Molasses.	Wax.	Honey.	Dolls.			
Bales (450 lbs.)	Lbs.	Bush.	Bush.	Bush.	Dolls.	Gallons.	Dolls.	Lbs.	Lbs.	Gallons.	Tons.	Bush.	Bush.	Lbs.	Tons.	Lbs.	Bush.	Lbs.	Hds. (1,000 lbs.)	Gallons.	Lbs.	Lbs.	Dolls.	Dolls.	Dolls.	Dolls.				
25	26	27	28	29	30	31	32	33	34	35	36	37	38	39	40	41	42	43	44	45	46	47	48	49	50	51	52			
			10					50													10	150			28	100	1			
	10		6					40													15	150			30	420	2			
	10		6					100			2													12	25	140	3			
	8		10					40												20				10	55	190	4			
			15					700													30				20	300	5			
	24		30		25			100			2														25	42	255	6		
				5				50																		140	185	7		
																											240	8		
			10	6				40																	6	86	180	9		
																										30	220	10		
			15	12	20			100																		84	565	11		
			12					100			2															105	410	12		
	95			2	25			150			2										10	3	50		80	215	780	13		
	34		25					40													26				50	105	340	14		
	10		8					50																		65	215	15		
	18		20		15			200			2														30	10	63	490	16	
			10	5				50																			35	950	17	
			10					100			4																140	885	18	
					45			50			8																75	385	19	
																												288	20	
																												585	21	
	40		30		700			200			4															10	5	100	980	22
			15	10	75			200			10																180	890	23	
			38					40			2																	70	468	24
																														25
																														26
																														27
																														28
																														29
																														30
																														31
																														32
																														33
																														34
																														35
																														36
																														37
																														38
																														39
																														40
																														40
																														40
<i>240</i>			<i>250</i>	<i>40</i>	<i>245</i>			<i>1800</i>			<i>35</i>									<i>845</i>	<i>143</i>	<i>350</i>		<i>228</i>	<i>1678</i>	<i>107130</i>				

I John B Barneth Ass't Marshal Sub Dist No 92,
 certify that this set of returns was made according
 to Law and Instructions
J B Barneth
 Ass't Marshal

* This will include only such cheese as is made upon the farm. Milk sent to cheese factories will be regarded as milk sold off the farm.

State of Missouri, enumerated by me on the 22nd day of June, 1870.
John B. Bennett, Ass't Marshal.

YEAR ENDING JUNE 1, 1870.																											TOTAL VALUE.			
Cotton. <small>Pales (50 lbs.)</small>	Wool. <small>Lbs.</small>	Peas and Beans. <small>Bush.</small>		POTATOES. <small>Bush.</small>		Orchard products. <small>Dolls.</small>	Wine. <small>Gallons.</small>	Produce of Market Gardens. <small>Dolls.</small>	DAIRY PRODUCTS.			SEED.		Hops. <small>Lbs.</small>	Hemp. <small>Tons.</small>	Flax. <small>Lbs.</small>	Flax-seed. <small>Bush.</small>	Silk cocoons. <small>Lbs.</small>	SUGAR.			BEES.		Forest products. <small>Dolls.</small>	Value of Home Manufactures. <small>Dolls.</small>	Value of animals slaughtered or sold for slaughter. <small>Dolls.</small>	Estimated value of all farm produce, including bed- steads and ad- ditions to stock. <small>Dolls.</small>			
		Irish. <small>Bush.</small>	Sweet. <small>Bush.</small>	Butter. <small>Lbs.</small>	Cheese.* <small>Lbs.</small>				Milk sold. <small>Gallons.</small>	Hay. <small>Tons.</small>	Clover. <small>Bush.</small>	Grass. <small>Bush.</small>	Maple. <small>Lbs.</small>						Cane. <small>Hhds. (1,000 lbs.)</small>	Molasses. <small>Gallons.</small>	Wax. <small>Lbs.</small>	Honey. <small>Lbs.</small>	Dolls.					Dolls.		
25	26	27	28	29	30	31	32	33	34	35	36	37	38	39	40	41	42	43	44	45	46	47	48	49	50	51	52			
1	8		100		50			300			10									25					150	480	1			
2	20		10	15	50			100																	60	40	290	2		
3			5					25																		35	164	3		
4			50	8				95			4										29					100	208	4		
5	50		20		50			150													85					135	242	5		
6																										339	862	6		
7	60		25	12	50			150			1															45	1,070	7		
8	20							40																				145	8	
9	20			6				85													6					30	35	175	9	
10	22							100																			40	200	10	
11	27		10																								30	45	300	11
12	24		10					150																		25	65	175	12	
13	16		11																									114	345	13
14	70		10	10				200																		35	105	275	14	
15			12	30				50														30				35	300	15		
16			25	10				400																			48	405	16	
17	19		5					40			2											15					38	225	17	
18			15																								40	190	18	
19	50		20		300			100			4																116	1,240	19	
20			10					20																					168	20
21	15		10					40														14					40	300	21	
22	45		10	4																		25					50	260	22	
23			10																										190	23
24			10																										185	24
25	24		25					40																		50	25	100	500	25
26	50		20					100			1															25		140	380	26
27	90		15	20				150			2																	140	950	27
28	30							175			3											15					180	400	28	
29			10								3																		300	29
30			25		300			500			20																	1520	2,060	30
31	19		20					75																				155	375	31
32	20							150																				100	300	32
33	40		25	10	200			300			1											25			50		40	895	33	
34	45		20		20			200			2																70	140	745	34
35	20		10					100																					375	35
36	30		15	12				150																			40	550	36	
37	20							50																					150	37
38	18		10					100																				48	275	38
39			10					60																					215	39
40	10		15					100																					170	40
	887		598	134	1500			4225			53																			11234

* This will include only such cheese as is made upon the farm. Milk sent to cheese factories will be regarded as milk sold off the farm.

SCHEDULE 3.—Productions of Agriculture in Lawney Township, in the County of Falk, in the

Post Office: Humansville Mo

Name of Agent, Owner, or Manager.	ACRES OF LAND.			PRESENT CASH VALUE.		Total amount of wages paid during the year including value of board.	LIVE STOCK, JUNE 1, 1870.								PRODUCE DURING THE															
	Improved.	UNIMPROVED.		Of farm.	Of farming implements and machinery.		Horses.	Mules and Asses.	Milch Cows.	Working Oxen.	Other Cattle.	Sheep.	Swine.	Value of all live stock.	WHEAT.		Eye.	Indian Corn.	Oats.	Barley.	Buckwheat.	Rice.	Tobacco.							
		No.	Woodland.												Other unimproved.	Dolls.								Dolls.	No.	No.	No.	No.	No.	No.
1	2	3	4	5	6	7	8	9	10	11	12	13	14	15	16	17	18	19	20	21	22	23	24							
1 Low Addison	65	195		1800	120	40	2	1	4		2	5	20	380		140		100	150											
2 Lemmons George	100	150		2500	125	200	4	4	2		8		6	965		185		1000	400											
3 Benje J A	75	85		1000	80	25	8		3		4	25	9	560		140		500	150											
4 Cook John	140	260		4000	130	80	4		4		2	20	40	460		318		1000	500											
5 Rules John	100	220		3200	80	45	9		5		14	22	18	700		124		700	40											
6 Wray B F	65	187		2500	90	15	3	2	3		22	9	19	670		110		600	200											
7 Luck Edward	50	70		1800	70	45	2		3		10	40	35	355		132		300	250											
8 Luck George L	85	85		2550	50	90	7	3	3		3	19	45	1839		125		600	300											
9 Mitchell John	95	100	186	3800	130	40	1	2	2		10		10	560		130		600	150											
10 Mitchell James	80	80	204	3000	85	30	2		2				25	300		90		200	100											
11 Wray James	88	80	70	2300	90	18	4	2	3		20	36	30	830		100		500	400											
12 Slagle Rhodes	44	40	100	1800	20	10	5	3	2		4	15	2	475		40		200	100											
13 Gilmore Wilcox	110	79	200	2800	125	20	6		5		5	16	24	580		89		70	400											
14 Steward A D	10	00	10	440	5		4		2					260				100												
15 Slagle Thomas B	70	10	20	1500	25		6		1	3			2	425		80		100	50											
16 Watter Terrel	40	80	80	2000	40	15	6	1	3		3	16	8	640		74		300	20											
17 Watter Bailey	60	40	100	2000	80	10	2		1		6	16	15	340		30		400	300											
18 Slagle James A	10		30	400	25		6	1	3		1	20	12	415		60		200	140											
19 Slagle J m E	50	30	110	2000	40	30	5	1	4		3	14	25	585		40		600	50											
20 Slagle James D	85	40	90	2075	50	60	8	5	7	4	15	25	20	1570		200		800	360											
21 Johnson Thomas	60	180	20	2000	85	15	6		3		4	40	25	575		85		500	50											
22 Tompson Nathan	80	160		2400	40	35	3		1		3	13	30	370		210		800	50											
23 Tompson Elizabeth	40	120		1500	15	18	1		1		1	6	10	180		80		400	60											
24 Wright Jesse	20	60		800	80	10	2		1		1	10	14	185		25		200	80											
25 Wright J m W	40	60		1000	65	20	7		2		2	12	9	400		230		300	200											
26 Murphy John D	16	34		200	5		2							150				75												
27 Jordan Martha	25	55		400	8		2		1				12	185		10		80												
28 McClure Joseph	40	30		1200	140	75	3		4		2		18	445		140		2400												
29 McClure Marcus L	60	60		1500	130	25	3		3			11	12	310		80		150												
30 Livingston Right	4	30		700	15	35			2		3		38	150		140		400												
31 Griffin John	40	65		1500	85	19	1		2		1	14	10	170		140		400												
32 Jones Samuel	50	130		1800	25	16	3		2	2	5	12	20	375		180		600	200											
33 Anderson Rebecca	54	100		1540	95	35	4	2	2		1	15	26	825		240		500	150											
34 Woodard Martha	15	65		800		28	2		1				16	275				700												
35 Miller John M	10	52		640	25	38	3		2				12	375				100												
36 Ricknell J m W	45	29		700	85	35	3		1		1		15	360		275		125												
37 Daeld Benjamin	40	80		1000	40	15	3		2		3	11	10	365		91		300	50											
38 Price O A	38	75		1000	40	20	8		2		3	8	10	500		50		100	100											
39 Greenham Daniel	25	95		1200	400	60	4		2		1	26	32	212		16		100	100											
40 Johnson Catherine	55	7		1500	40	40	5		4		2	17	10	600		184		700	200											
																1383														
																17800														
																1800														
																5300														

1
2
3
4
5
6
7
8
9
10
11
12
13
14
15
16
17
18
19
20
21
22
23
24
25
26
27
28
29
30
31
32
33
34
35
36
37
38
39
40

State of Missouri, enumerated by me on the 25th to 28th day of June, 1870.

John B. Barnes, Ass't Marshal.

YEAR ENDING JUNE 1, 1870.

TOTAL VALUE.

Table with columns for various agricultural products (Wool, Peas and Beans, Potatoes, Dairy Products, Seed, Sugar, Bees, etc.) and rows for individual entries (1-40) and totals. Includes numerical values for quantity and price.

* This will include only such cheese as is made upon the farm. Milk sent to cheese factories will be regarded as milk sold off the farm.

547

SCHEDULE 3.—Productions of Agriculture in Lounny Township, in the County of Dalk, in the

Post Office: Humansville Mo



1	ACRES OF LAND.			PRESENT CASH VALUE.		7	LIVE STOCK, JUNE 1, 1870.								PRODUCE DURING THE							24				
	Improved.	UNIMPROVED.		Of farm.	Of farming implements and machinery.		Total amount of wages paid during the year, including value of board.	Horses.	Mules and Asses.	Milk Cows.	Working Oxen.	Other Cattle.	Sheep.	Swine.	Value of ALL live stock.	WHEAT.										
		Wood-land.	Other unimproved.													Dolla.	Dolla.	No.	No.	No.	No.		No.	No.	No.	Dolla.
	No.	No.	No.	Dolla.	Dolla.		Dolla.	No.	No.	No.	No.	No.	No.	No.	Dolla.	Bush.	Bush.	Bush.	Bush.	Bush.	Bush.		Bush.	Lbs.	Lbs.	
1	Green Jm	20	28		350	10		1		2	2	1	4	12	230					200						
2	Lacey Alexander	40	77		1000	46	20	4		3	2	7	30	12	100					70		200				
3	Brown Milton	10	30		300	12	8	3		2	2	2	12	11	385					21		150				
4	Killingsworth Robt	35	100		1800	65	18	5	2	3		4	24	10	440					92		400				
5	Bradley James	40	40		800	20	35	3		2			15	8	340					48		300				
6	Luck Mary A	27	53		700	30	10			2			3	5	70					60		200				
7	Brown Peter	50	110		1600	30		7	2	4		1	15	12	740					45		300	50			
8	Burman Rebecca	20	60		800	65	35	2		1		1	10	2	10					100		150				
9	Cobbin Nathan	100	500		5000	250	300	7		4		12	25	300					600		1000	400				
10	Walker Seth	40	60		1800	40	45	2		3		5	16	12	365					100		400				
11	Strong Charity	60	66		1600	125	60	4		2		11	6	6	12					40		600	250			
12	Remond A G	120	320		5000	100	85			2			4	70						226		800	400			
13	Doe Robert S	40	40		600	45		2	6	2					450							300	20			
14	Heraldston Martha	16	21		200	15		2		2		1	5	6	225							150	25			
15	Hinkle Jacob	35	125		1800	65	30	2	3	2		1	14	22	800					70		400				
16	Hamilton Sarah	30	50		800	20	10			2	1		2	9	250					48		760				
17	Evans James	20	35		700	30	15	2		4	2	2	18	4	385					15		300				
18	Woodard Alson	40	55		900	85	40	2		3			16	235						13		400	20			
19	Mitchell Francis	50	30		800	80	25	5	1	1		2	20	12	600					105		600	125			
20	Mitchell James	10	30		300	15	18	4		2		4	15	9	335					42		200	100			
21	Mitchell Arthur	50	141		2000	80	15	9		3	2	8	30	25	680					120		500	80			
22	Lane Charles	80	92		1800	140	60	18		7	2	3	45	30	1535					170		1500	100			
23	Ewing Wesley	170	330		6240	125	75	6	6	4		3	25	755					275		1500	500				
24	McRinnolds Joseph	120	130		4000	200	120	2	3	8	4	16	25	30	800					600		2000				
25	Mitchell Benj	180	180		4500	175	110	6	5	5		8	20	30	900					508		1500	250			
26	Robertson Blaney	80	60		2600	50	740	6		5		7	20	20	725					405		600	50			
27	Shahan Thomas	5	35		300	15	18	2					10	19	250					85		100	50			
28	Jones Thomas	15	65		600	10		1		3	2		10	11	260					39						
29	Breadway O C	4	6		150	25		5	1	2		1		3	500							300	100			
30	Gemmon William	80	180		2500	95	15	7	2	5		6	15	40	620							400				
31	Gasens Thomas	60	130		1800	85	18	3	4	2		3	11	30	685					88		200	250			
32	McElfresh Henry	35	23		600	40	40	2		1				7	335					140		200	100			
33	Gasens Patience	20	60		800	15		2		4			10	12	320							200	50			
34	Mathews Elizabeth	30	10		500	40	20	3		2	2	2		10	365					50		150	40			
35	Gauty Elizabeth	15	285		4000	125	45	4		3	2	1	12	25	550					50		700	240			
36	Hamilton Nancy	70	170		3000	80	60	8	4	4		5	20	15	725					200		900	300			
37	Gauty Green	30	70		1000	20	10	3		2			15	4	280					48		300	95			
38	Miliken Marion	25	95		1000	10		2		1				8	185					35						
39	Miliken Minut	35	7		400	45	20	1		2				20	12	150					80		75			
40	Rinus Christian	60	60		1200	25	40	2		1		1	14	20	265					60		500	50			2000
		214	344		4440	268	150	149	41	15	22	12	470	60	1932					4648		5735	3591			2000

State of Missouri, enumerated by me on the 27th 8th day of June, 1870.

John B. Barnett, Ass't Marshal.

YEAR ENDING JUNE 1, 1870.																									TOTAL VALUE.		
Cotton.	Wool.	Pean and Beans.	POTATOES.		Orchard products.	Wine.	Produce of Market Gardens.	DAIRY PRODUCTS.			SEED.			Hops.	Hemp.	Flax.	Flax-seed.	Silk cocoons.	SUGAR.			BEES.		Forest products.	Value of Home Manufactures.	Value of animals slaughtered or sold for slaughter.	Estimated value of all farm produce, including bet-terments and addi-tions to stock.
			Bales (450 lbs.)	Lbs.				Bush.	Bush.	Bush.	Dolls.	Gallons.	Dolls.						Lbs.	Lbs.	Gallons.	Tons.	Bush.				
25	26	27	28	29	30	31	32	33	34	35	36	37	38	39	40	41	42	43	44	45	46	47	48	49	50	51	52
			5					50													20					170	
	14		20					100													14						270
	25		5					50													21						140
	38							80													40			60	120		340
	12							100													18			30	90		295
			7	10				100													8					70	200
	30		15					50													22			40	120		380
			3																								225
			20		75			150			15															250	1,500
	40		50					160			2										30			40	70		425
	60		40		100			200			4										12			45	50		685
			140		200																40					200	1,060
			5					150																			275
	10		6		40			75																			1,245
	25							130													10				40		340
			20					50													15				60		510
	30		12					300			2										20			35	50		315
			2		250			50			2										33					70	560
	20		10	3				125													10			50	105		535
	20																										215
	50		5					160			1										60				50		525
	70		15		200			400													75			100	280		1,270
											8															245	1,475
	50		10					200			4													125	490		1,900
	75		15		400			250			12										35			65	235		1,820
	60		15	15	75			300			5										40			100	150		985
	8		10	7				100													25				70		210
	25		3	2							1																375
			3		100			100																			375
	23		20		110			100			4										60				175		470
	25		20					60													20				90		395
			20	15				150																	70		365
	14			3				100																			275
				8																	15						365
	16		6		400			100																	60		900
	40		15		175			200			1													35	240		1,050
	15																								65		235
	40		21																		25						785
	40		20																		25			40			215
	30		25					100																	65		575
91			580	63	2125			4200			61									535				715	3602	22190	

* This will include only such cheese as is made upon the farm. Milk sent to cheese factories will be regarded as milk sold off the farm.



SCHEDULE 3.—Productions of Agriculture in Looney Township, in the County of Dalk

Post Office: Humansville Mo.

Name of Agent, Owner, or Manager.	ACRES OF LAND.			PRESENT CASH VALUE.		Total amount of wages paid during the year, including value of board.	LIVE STOCK, JUNE 1, 1870.									PRODUCE DURING THE YEAR.								
	Improved.	UNIMPROVED.		Of farm.	Of farming implements and machinery.		Horses.	Mules and Asses.	Milk Cows.	Working Oxen.	Other Cattle.	Sheep.	Swine.	Value of all live stock.	WHEAT.		Rye.	Indian Corn.	Oats.	Barley.	Buckwheat.	Rice.	Tobacco.	
		Wood-land.	Other unimproved.												Dolls.	Dolls.								Spring.
	No.	No.	No.	Dolls.	Dolls.		No.	No.	No.	No.	No.	No.	No.	Dolls.	Bush.	Bush.	Bush.	Bush.	Bush.	Bush.	Bush.	Lbs.	Lbs.	
1 Griffin Samuel	80	119		2000	85	75	6	4		2	39	35	575		325		900	150						
2 Robertson Benj	70	167		2500	730	66	2	3			6	12	300		258		200	150						
3 Mitchell James	40	90		1500	45	26	3	3	2	2		15	300		70		150	100						
4 McKay Mary A	13	47		600	10		1						75		30		100	10						
5 McKay Thomas	20	40		600	30	18	2	1	2	1	7	5	240		75		200	25						
6 McKay Newton	90	90		2000	85	15	3	6	3	1	5	36	12	645		64		600	150					
7 Oakley Walker	150	190		3500	90	50	4	4	2	10	10	20	750		350		300	300						
8 Mitchell Morris	100	100		4000	190	75	7	3	6	8	8	30	1120		500		1500	250						
9 Mitchell Wm E	100	190		5000	140	100	5	5	2	40	20	765		120		1000	300							
10 Myers Wm A	100	50		2000	225	100	5	4	16	23	20	1285		400		400	200							
11 James John W	300	140	20	600	280	100	1	2					200				3000	1200						
12 David Joseph	90	35		2400	150	50	8	5	2	8	25	12	745		129		800	500						
13 David Catharine	40	120		2000	75	20	3	3		3	5	3	360		40		300							
14 Ingram Isaac	40	40		1500	40	60	6	3	2	2	18	485					300	60						
15 Wiley John	40	120		1800	105	40	2	2	4	4	15	13	475		160		500							
16 Bolinger Wm (Sen)	30	50		900	85		3	1	3	1		3	400				375	150						
17 Bolinger Wm (Jr)	45	105		1600	90	25	4	2		2	15	7	355		75		300	100						
18 May Adam M	60	112		2000	150	150	4	3			3	45	600		110		500	200						
19 Lindell Eda	8	32		300	15		3	2			9	9	225		40		40							
20 Bolinger James	50	100		1500	45		2	1		1	15	235		80		300								
21 Gosman William	15	25		250	10	20	2		1	2	1	9	12	335		50		300						
22 Bradford Henry	40	100		1500	40	40	4	5	2	5	6	19	495		160		300	60						
23 Wiles James	80	55		1400	95	15	4	4	2	3		425		30		900	300						1800	
24 Slagle John	40	136		2000	150	65	4	4		8	26	30	590		128		600	120						
25 Slagle Abram	80	120		2500	715	40	5	4		8	30	18	615		300		600	150						
26 Scroggens Elizabeth	50	110		1600	95	25	12	4	3	16	30	815		232		1000	110							
27 Stock Dinah	12	25		370	25	10	2	3			13	10	265		46		800							
28 Sawyer Stephen	30	180		1200	35		1	1	4	4	17	190		40		500								
29 Stencel Debern	95	85		1600	140	75	5	10	5	3		15	1040		48		300				1			
30 Geraldston Joseph	15	65		400	20		1				2	2	105		12		100							
31 Hale Samuel	80	220		6000	125	140	6	4	8	25	20	665		350		800	150							
32 Paul Kideon	85	75		4000	110	35	7	5	4	45	25	800		300		1200	300							
33 Gilmore Ruben	65	95		3000	100	125	4	2	1	12	23	455		204		500	600							
34 Scroggens Mary	56	120		1700	85	85	4	2		12	12	480		150		800	400							
35 Scroggens Ruby	60	93		1800	65	60	14	6	8	35	20	1275		790		900	400							
36 Ryan William	40	80		800	30		4	2	1	25	12	300		30		200	500							
37 Maulkner James	120	200		4800	200	80	4	2	2	2	4	15	755				2000	50						
38 Woodard Susan	60	100		2500	50	75	5	7	1	16	20	565		99		1000	150							
39 Mitchell Morris	85	215		5500	140	100	5	4	2		13	14	570		30		1500							
40 Appleby Benjamin	65	120		3000	65	40	6	2	4	4		28	915		84		900	75						

2594 1 99
 4320 2 20
 4206 2 20
 509 2 20
 111 30
 124 15
 129 15
 587 855
 21500 800
 5090
 26365
 1800

State of *Missouri*, enumerated by me on the *2nd day* of *July*, 1870.

John W. Gamble, Ass't Marshal.

YEAR ENDING JUNE 1, 1870.

	Cotton. Bales (450 lbs.)	Wool. Lbs.	Pens and Demu. Bush.	POTATOES.		Orchard products. Dolls.	Wine. Gallons.	Produce of Market Gardens. Dolls.	DAIRY PRODUCTS.			Hay. Tons.	SEED.		Hops. Lbs.	Hemp. Tons.	Flax. Lbs.	Flax-seed. Bush.	Silk cocoons. Lbs.	SUGAR.		BEES.		Forest products. Dolls.	Value of Home Manufactures. Dolls.	Value of animals sold or sent for slaughter. Dolls.	TOTAL VALUE. Dolls.	
				Irish. Bush.	Sweet. Bush.				Butter. Lbs.	Cheese.* Lbs.	Milk sold. Gallons.		Clover. Bush.	Grass. Dolls.						Maple. Lbs.	Cane. Hhds. (1,000 lbs.)	Molasses. Gallons.	Wax. Lbs.					Honey. Lbs.
	25	26	27	28	29	30	31	32	33	34	35	36	37	38	39	40	41	42	43	44	45	46	47	48	49	50	51	52
1		30		25					300			3										40			100	217	1,025	
2		10		10					100													2				48	485	
3		15		10					150			1										6					270	
4				5																							160	
5		12							100													5					215	
6		35		7	4																	25			95	50	515	
7				20	5	100			300			8										38				222	770	
8		20		50		50			300			10														400	1,690	
9		88		25		50			260			3										40			80	246	985	
10		40		40					100			17										60			50	140	980	
11				25		80						20															2,300	
12		50		25	15	35			200																40	130	885	
13		25		25		25			100			1										17			35	35	315	
14				8		30			100													8					290	
15		30		10					125			2										15			25	50	445	
16		35		15					200																40		315	
17		40		15		60			150			4										18			80	85	420	
18		28		12	10				150			3													20	175	570	
19		25		6		7			75													8					310	
20				10		75			50													20			40		550	
21		12																				13				60	170	
22		60		10		75			20													40			125	84	575	
23				10					175													214				65	840	
24		44		6		100			100			15										35			75	170	860	
25		65				75			200			8										30			50	80	925	
26		37		20		80			150			3										24			85	100	1,000	
27		25		15		90			75																	35	305	
28		25		5		90			60			1														48	435	
29				40								7												100			415	
30				8																							215	
31		60		25		100			100			8										20		300	100	140	1,125	
32		75		30		125			300			2												300	80	145	1,300	
33		35		5					125													31			30	105	980	
34		22		10		50			150																100	75	875	
35		61		50		50			400			4													90	210	715	
36		31							50																	105	375	
37									150																		130	1,265
38		40		6		400			300			4														75	105	1,125
39		20		15					100																	90	180	900
40				15	10	40			200			8															1240	940
	1,490		103	54		1,379			538			122									3	63			1465	3,764	28,445	

* This will include only such cheese as is made upon the farm. Milk sent to cheese factories will be regarded as milk sold off the farm.

SCHEDULE 3.—Productions of Agriculture in Looney Township, in the County of Dakota

Post Office: Humansville Mo



1	ACRES OF LAND.			PRESENT CASH VALUE.		7	LIVE STOCK, JUNE 1, 1890.								PRODUCE DURING THE YEAR							24					
	Improved.	UNIMPROVED.		Of farm.	Of farming implements and machinery.		Total amount of wages paid during the year, including value of board.	Horses.	Mules and Asses.	Milch Cows.	Working Oxen.	Other Cattle.	Sheep.	Swine.	Value of all live stock.	WHEAT.			Indian Corn.	Oats.	Barley.		Buckwheat.	Rice.	Tobacco.		
		Wood-land.	Other unimproved.													Dollars.	Dollars.	Spring.								Winter.	Rye.
		No.	No.													Dollars.	Dollars.	Bush.								Bush.	Bush.
1	Perryman James	95	135		4000	80	115	8	4	2	3	17	11	775		64	6	400	150						1		
2	Ross David	76	230		5000	65		8	5	2	6	30	8	650		80		500							2		
3	Appleby John	80	140		4500	40	160	4	3	6		30	30	980		200		1000	200						3		
4	Bond Hubert	60	68		2000	25	18	4	4		8	23	25	505		140		900	200						4		
5	Britchell Joseph	72	57		1500	160	90	2		2			12	275		300		1000	150						5		
6	Cunningham W. H.	200	338		6000	275	75	9	8	7		13	20	201530		325		1000	300						6		
7	Looney Benjamin	100	120		3500	140	35	6	8	2	7	40	40	1100		100		800	200						7		
8	Harco Alfred	65	146		2500	80	23	4		3		10	30	30750		150		1000	100						8		
9	Cunningham John	25	100		700	20	15	5		2		6		425		120		400	50						9		
10	McMichael W.	30	130		1400	50	10	1		1		1	6	145		40		200	50						10		
11	Johnson Hartwell	40	160		1800	65	30	2	1	1			20	25350		170		600	750						11		
12	Johnson John	40	80		1500	40	15	3	1	3			12	20430		100		400	125						12		
13	Johnson Casper	50	90		1600	75	25	1	2	3			17	8450		120		600	150						13		
14	Lowett William	30	31		600	25		1		1		5	16	10200		34		200	30						14		
15	Lowett John	16	24		300	10		1		1		3	4	180		14		40	15						15		
16	Grandford Samuel	20	60		600	15		3		1		1	11	8260				200	50						16		
17	Suyper Abraham	50	170		1800	85	20	2	2	2	1	5	17	350		40		200							17		
18	Shels John	35	95		1000	45	10	1		3		8		12790		49		150							18		
19	Davies Samuel	80	216		3000	90	65	6	2	2		20		480		200		800	100						19		
20	Davies James A.	35	48		1000	25		2	1	4	2	7	7	20600		60		400	200						20		
21	Serwegensronville	25	55		600	30		2		3			10	11305		95		500	100						21		
22	Wallace James	50	50		1200	140	30	3	1	2			2	400		50		400	140						22		
23	Ingram John	100	25		1500	125	15	2	2	4			30	640				50	240						23		
24	Clark William	8	32		300	15		2		1			10	240				100							24		
25	Ingram Joseph	18	77		800	10		2		2		1	15	280				100	20						25		
26	Wentz Wm. J.	35	45		700	45		3	2	2		1	14	13340		112		150	50						26		
27	Spedden Thomas	30	130		800	25		1		1			25	150				200	40						27		
28	Serwegens Fayet	100	230		3500	140	35	5	3		4	16	30	475		125		600	200						28		
29	Davies Calhoun	60	180		2400	80	40	5	1	3	2	5	26	24555		200		500	100						29		
30	Serwegens Jesse	100	238		3700	135	64	7	4	2	4	35	30	600		210		1000	300						30		
31	Wilson George L.	30	50		800	25	20	2		2			4	82205		100		150							31		
32	Wilson Robert	30	60		750	15		1		1	2	1	6	200		44		150							32		
33	Hook Alfred	40	120		1500	50	25	8	3	3	2	5	21	40950		140		700	100						33		
34	Early George S.	80	80		1600	85	75	4	6	7		11	45	401400		300		1000	200						34		
35	Hook Robert	20	60		500	15		1		1		2	15	18150		25		200							35		
36	Burke Robert	60	100		1200	120		4	1	2			7	310		60		400	100						36		
37	Galent John	60	60		1000	85	80	4		1			15	430		110		400	200						37		
38	Lane Joseph	40	120		1500	95	60	2		3		3	10	8300		250		600	150						38		
39	Hook Andrew	25	28		500	10		4		2		3	13	25310		50		200	50						39		
40	Serwegens Wm.	60	60		1500	75		2		3	2	1	15	25415		84		600	30						40		
		214	424		19650	2100	1129	140	31	113	22	118	109	19055		4264		3250	4220								

State of Missouri, enumerated by me on the 4th day of July, 1870.

John B. Barrett, Ass't Marshal.

YEAR ENDING JUNE 1, 1870.

Cotton.	Wool.	Pens and Bismar.	POTATOES.		Orchard products.	Wine.	Produce of Market Gardens.	DAIRY PRODUCTS.			SEED.		Hops.	Hemp.	Flax.	Flax-seed.	Silk cocoons.	SUGAR.		BEES.		Forest products.	Value of Hone Manufacture.	Value of animals slaughtered or sold for slaughter.	TOTAL VALUE.				
			Irish.	Sweet.				Butter.	Cheese.*	Milk sold.	Hay.	Clover.						Grass.	Maple.	Cane.	Wax.					Honey.	Dolls.	Dolls.	
Dales (50 lbs.)	Lbs.	Bush.	Bush.	Bush.	Dolls.	Gallons.	Dolls.	Lbs.	Lbs.	Gallons.	Tons.	Bush.	Bush.	Lbs.	Tons.	Lbs.	Lbs.	Hhds. (1,000 lbs.)	Gallons.	Lbs.	Lbs.	Dolls.	Dolls.	Dolls.	Dolls.				
25	26	27	28	29	30	31	32	33	34	35	36	37	38	39	40	41	42	43	44	45	46	47	48	49	50	51	52		
	40		80		180			800			6									18				80	100	855	1		
	50		10		75			200			16									20					100	670	2		
	70		80					150			8									64							975	3	
	60							100												35				50	225	665	4		
			10	5				50			2									30							960	5	
	50		15		50			200			25									75				50	210	1,375	6		
	80		15		60			250			3									30				170	150	800	7		
	103		12		75						4													220	215	895	8		
			18					50			1									48					42	425	9		
			10					40												10							210	10	
	37				100			50																75	90	715	11		
	20																										415	12	
	15			12																					40	60	570	13	
	40		10		20			100																40	30	235	14		
	16		10					25																			120	15	
			6					40													60						215	16	
	27		10	5				50			3															85	225	17	
	12		10		100			150																	35	40	320	18	
	26		15		90																						565	19	
	12		12					75																		65	400	20	
	13		10																							40	470	21	
	18		20	11				100																	40	106	520	22	
	40		15					200													20				40	42	385	23	
			5					50																	20		415	24	
	13		8					75																			325	25	
	22		70																		14				75		335	26	
			7					50													8						165	27	
	30		75					100													15				28	60	630	28	
	60		12	30	50			150																		65	685	29	
	50		15	10				200			6														60	140	1,085	30	
				23				100													40					105	310	31	
			10	25																	30						210	32	
	56		20					150													30				60	140	680	33	
	100		730	40	40			350			3										40				760	208	1,060	34	
	28		10					50																	35	70	365	35	
			8								1																	340	36
			10	9				40																			35	475	37
	20		72	15				126																	30	175	800	38	
	10		8					100																			80	220	39
	24		15	15				100																				480	40
	135		676	200	110			375			18														505	1305	2265	21365	

* This will include only such cheese as is made upon the farm. Milk sent to cheese factories will be regarded as milk sold off the farm.



SCHEDULE 3.—Productions of Agriculture in Looney Township, in the County of Dalk

Post Office: Hamansville Mo

Name of Agent, Owner, or Manager.	ACRES OF LAND.			PRESENT CASH VALUE.		Total amount of wages paid during the year, including value of board.	LIVE STOCK, JUNE 1, 1870.								PRODUCE DURING THE									
	Improved.	UNIMPROVED.		Of farm.	Of farming implements and machinery.		Horses.	Mules and Asses.	Milk Cows.	Working Oxen.	Other Cattle.	Sheep.	Swine.	Value of ALL live stock.	WHEAT.		Rye.	Indian Corn.	Oats.	Barley.	Buckwheat.	Rice.	Tobacco.	
		No.	Wood-land.												Other unimproved.	Dolla.								Dolla.
1	2	3	4	5	6	7	8	9	10	11	12	13	14	15	16	17	18	19	20	21	22	23	24	
1 <u>Griffin Thomas</u>	30	90		800	45	20	3		2	1	4	9	325		30		300							
2 <u>Smith Robert</u>	18	82		900	20		2		1			6	230				250	90						
3 <u>McKnight Wm M</u>	35	85		1000	65	15	4		3	2	18	13	400		45		200	100						
4																								
5																								
6																								
7																								
8																								
9																								
10																								
11																								
12																								
13																								
14																								
15																								
16																								
17																								
18																								
19																								
20																								
21																								
22																								
23																								
24																								
25																								
26																								
27																								
28																								
29																								
30																								
31																								
32																								
33																								
34																								
35																								
36																								
37																								
38																								
39																								
40																								
	83	237		2500	120	35	9	6	3	29	26	953		115		150	140							

John B. Bennett, Ass't Marshal.

YEAR ENDING JUNE 1, 1870.

	Cotton.		Wool.		Peas and Beans.		POTATOES.		Orchard products.	Wine.	Produce of Market Gardens.	DAIRY PRODUCTS.			SEED.				SUGAR.			BEES.		Forest products.	Value of Home Manufactures.	Value of animals slaughtered or sold for slaughter.	TOTAL VALUE.	
	Bales (450 lbs.)	Lbs.	Bush.	Bush.	Bush.	Dolls.	Gallons.	Dolls.				Lbs.	Lbs.	Gallons.	Tons.	Bush.	Bush.	Lbs.	Tons.	Lbs.	Bush.	Lbs.	Hbds. (1,000 lbs.)					Gallons.
	25	26	27	28	29	30	31	32	33	34	35	36	37	38	39	40	41	42	43	44	45	46	47	48	49	50	51	52
1		6		20										50								10			15		225	
2		12		15										40												50	215	
3		50		30	4	40								95	2										50	90	385	
4																												
5																												
6																												
7																												
8																												
9																												
10																												
11																												
12																												
13																												
14																												
15																												
16																												
17																												
18																												
19																												
20																												
21																												
22																												
23																												
24																												
25																												
26																												
27																												
28																												
29																												
30																												
31																												
32																												
33																												
34																												
35																												
36																												
37																												
38																												
39																												
40																												
	68		65	11	40									165	2							10			65	120	825	

* This will include only such cheese as is made upon the farm. Milk sent to cheese factories will be regarded as milk sold off the farm.

SCHEDULE 3.—Productions of Agriculture in *Madison Township* in the County of *Polk*

Post Office: *Bolivar Mo*



Name of Agent, Owner, or Manager.	ACRES OF LAND.			PRESENT CASH VALUE.		Total amount of wages paid during the year, including value of board.	LIVE STOCK, JUNE 1, 1870.								PRODUCE DURING THE YEAR.									
	Improved.	UNIMPROVED.		Of farm.	Of farming implements and machinery.		Horses.	Mules and Asses.	Milk Cows.	Working Oxen.	Other Cattle.	Sheep.	Swine.	Value of all live stock.	WHEAT.		Rye.	Indian Corn.	Oats.	Barley.	Buckwheat.	Rice.	Tobacco.	
		No.	Wood-land.												Other unimproved.	Dolls.								Dolls.
1	2	3	4	5	6	7	8	9	10	11	12	13	14	15	16	17	18	19	20	21	22	23	24	
1. Marshall Phillips	70	94		800	25		4	5	4	10	25	35	575	190			125	425						
2. McLung Samuel	60	120		1000	130		9	4		5	34	20	655	108			400	130						
3. Sampson Wm	35	315		4000	15		2	1				12	68	80			275							
4. Welch Jesse	25	75		1200	125		2	4		1	13	17	275				700							
5. Welch Burnett	80	100		3600	200		6	7		2	13	17	652	200			900	150						
6. Barr William	70	130		3000	60		3	2				10	285											
7. Hilbrent Amos	100	400		2500	300		7	2	2	4	20	14	649	300			700	400						
8. Jones Peter	40	40		600	25		2	2		1	5	13	122	37			200	40						
9. Potts Elisha	55	65		600	40		4	2	2	6	27	40	524	134			100	100						
10. Russell Wm	40	120		3200	20		2				14	15	122	130			300							
11. Potts Henry	30	50		600	30		2	1			11	6	164	43			300							
12. Brown Isaac	8	72		250	70		2	1		1	4	4	98											
13. Thompson Andy J	80	200		2500	20		2	1				16	264	494			800							
14. Hughes Mariah	45	155		3000	80		3	3		1	15	12	277	150			1000	50						
15. Wollard James W	100	215		3000	240		7	6	5	7	27	20	1485	140			1000	250						
16. Stockton James	50	190		2500	75		14	6	4		11	11	9	1705	219		1200	150						
17. Proctor William	60	100		2400	130		4	1		1		14	378	130			200	150						
18. Campbell John P	100	220		4000	200			2	1	8			725	100										
19. Needham Sr	80	420		5000	60		2	1	2		12	16	235	250			600	50						
20. Chandler John	80	105		2000	75		4	2		2	23	20	390	240			800	400						
21. Chandler Hugh	25	75		1500	75		3	5		7	10	15	405	140			400							
22. Cox Bratton	120	180		3000										500			500	350						
23. Hubbard Thomas	35	5		400	15		1	1					70											
24. Phipps Jacob	18	137		750	55		3	2		1	10	9	219	40			250	125						
25. Brim Robert C	25	91		700	75		5	3			15	15	340	100			140							
26. Brim Joseph A	60	166		1800	110		3	4		1	20	17	375	54			300	150						
27. Hubbard Lewis	40	124		1600	10		2	3		3	9		257				1500							
28. Hubbard James	80	160		2500	15		5	3				9	319	74			1200	300						
29. Simons Merret	30	120		900	60		2	1			9	12	216	42			200	50						
30. Davis Green L	60	140		2000	90		3	4	3		19	25	425	70			400							
31. Davis Anderson	60	150		2500	90		3	3		2	12	12	300	300			1000	50						
32. Craft Willis W	50	50		1000	50		4	4			25	25	415	45			200							
33. Dotson John	100	490		6000	75		4	4	2	1	25	45	522	158			800	40						
34. Blair Killery	50	109		1500	70		9	1	5		1	30	40	735	60		600							
35. Griffin Wm	110	327		4300	125		7	3		2	30	65	715	411			1200	50						
36. Loney Archibald	6	74		400	100		2	3		3		30	240											
37. Wright Wm J	80	166		1400	150		3	2		3	4	14	308	100			600	100						
38. Unkenova Geo	5	40		135	10							9	12											
39. Needham Alfred	12	108		500	10		2	1		2	6	8	164				250	25						
40. Sutherland Sr	40	80		800	25		3	2				20	185	42			700							

2214
6028
81325
31311
140
100
75
101
180
84
468
690
15564
4751
19840
3536

SCHEDULE 3.—Productions of Agriculture in Madison Township in the County of Polk

Post Office: Bolivar Mo



1	ACRES OF LAND.			PRESENT CASH VALUE.		7	LIVE STOCK, JUNE 1, 1870.								PRODUCE DURING THE YEAR.									
	2	UNIMPROVED.		5	6		8	9	10	11	12	13	14	15	WHEAT.		18	19	20	21	22	23	24	
		3	4												16	17								
	Improved.	Wood-land.	Other unimproved.	Of farm.	Of farming implements and machinery.	Total amount of wages paid during the year, including value of board.	Horses.	Males and Asses.	Milk Cows.	Working Oxen.	Other Cattle.	Sheep.	Swine.	Value of all live stock.	Spring.	Winter.	Rye.	Indian Corn.	Oats.	Barley.	Buckwheat.	Rice.	Tobacco.	
	No.	No.	No.	Dolls.	Dolls.	Dolls.	No.	No.	No.	No.	No.	No.	No.	Dolls.	Bush.	Bush.	Bush.	Bush.	Bush.	Bush.	Bush.	Lbs.	Lbs.	
1	Hughes Clinton	25	80		350	100	2	1		2	9	10	214		22			50						
2	Crane Pleasant	16	64		500	10	1		1	2		6	100		52			150						
3	Davis Absalom	30	71		800	115	5		2	4	10	20	275		25			300	25					
4	Watson James	50	130		1800	40	7		3	2	4	12	39	431		40		400	100					
5	Crane John	90	380		3700	40	7	1	6		2	47	40	582		207		1000						
6	Kinder James	30	170		1800	60	4		4	5	25	15	390		200			900						
7	Hale Landin G	125	775		3000	125	4		4	9	4	20	462		300			1000	100					
8	Lushbarch Thomas	70	225		2400	205		2	5		13		73	629		350		400	50					
9	Keene Daniel	80	120		1500	100	11		5		10	25	50	1195				500	100					
10	Cook William	11	79		600	20	3		1			6	20	239										
11	Crane Nelson	45	203		800	125	7		3		5	19	25	484		130		500						
12	Miller Anderson	30	270		1800	30	9		3		6	17	27	667		80		400	150					
13	Haze Samuel C	80	118		1200	55	8	1	1		4	7	13	704		152		500	75					
14	Akard Lavina	55	145		3500	150	3		2			16	18	300		89		250	200					
15	Thompson Mary	50	700		7000	50	8		4		4	20	25	573		116		300						
16	Robertson Nathan	18	222		1000	100	4		2				3	246				50	60					
17	Smith Warrish	50	100		800	100	6		4		6	11	20	575		50		300	150					
18	McGee John	30	110		500	30	3		2		2	14	7	250		33		200	125					
19	Wakefield Chas	60	60		1000	320	8	1	2		3	60	30	860				600						
20	Joungan Elizabeth	50	70		900	40	9		3		3	20	12	685		100		250	250					
21	McGee James	40	60		1000	140	7		4		1	25	600		18			250	175					
22	Haze George W	30	130		1500	300	6	1	6		10	36	20	726			25	300	150					
23	Akard Joseph	50	150		2500	100	9		3	2	9	12	40	1175		100		225						
24	Dunsel John	50	150		2500	300			6		3	10	17	357		100		300	20					
25	Underwood Enoch	80	260		3000	125	11	1	5		2	28	60	783		280		400	30					
26	King William	20	140		1280	5	1		1					115		40		200						
27	Fox Elijah	45	200		1500	100	7	2	3		2	16	12	653		100		375	50					
28	Coffee Gilbert	25	53		400	10	3		1			10	20	125		24		50						
29	Miller John	40	80		900	5	3	1	3			10	20	250				60						
30	Miller Emanuel	20	120		1000	95	3		3			11	25	306		42		100	50					
31	Robinson James	75	105		1500	200	3		2	2		6	295		45			400	225					
32	Crane Mary	8	72		240	15	1		1				14	122										
33	Wright Josiah W	40	40		800	100	6		3		1	16	38	426		40		200						
34	Wright Thomas	80	110		1900	10	7		4	2	2	14	12	540		300		900	300					
35	Blair George	60	200		2000	130	4		1	1	1	15	12	357				600						
36	Blair Alexander	55	105		1200	45	6		3	2		15	18	473		40		300						
37	Phipps John	16	46		450	25	3		2		1	8	5	185		40		200						
38	Owens Nelson	28	42		800	75	2	2	2			11	25	346		103		300	65					
39	Strain John W	10	190		1000	200	1		1					125		50			25					
40	Strain David	45	75		2100	135	3		1		4	50	390		140			500						

1813
 5802
 62520
 3660
 148
 13
 113
 10
 122
 534
 692
 18184
 3368
 25
 13510
 2475

State of Missouri, enumerated by me on the 12th 15th & 16th day of August, 1870.
R. B. Begg, Ass't Marshal.

YEAR ENDING JUNE 1, 1870.

Cotton. Dolls. (450 lbs.)	Wool. Lbs.	Peas and Beans. Dush.	POTATOES.		Orchard products. Dolls.	Wine. Gallons.	Produce of Market Gardens. Dolls.	DAIRY PRODUCTS.			SEED.			SUGAR.					BEES.		Forest products. Dolls.	Value of Home Manufactures. Dolls.	Value of animals slaughtered or sold for slaughter. Dolls.	TOTAL VALUE. Dolls.						
			Irish. Dush.	Sweet. Dush.				Butter. Lbs.	Cheese.* Lbs.	Milk sold. Gallons.	Hay. Tons.	Clover. Bush.	Grass. Bush.	Hops. Lbs.	Hemp. Tons.	Flax. Lbs.	Flax-seed. Bush.	Silk cocoons. Lbs.	Maple. Lbs.	Cane. Thrs. (1,000 lbs.)					Molasses. Gallons.	Wax. Lbs.	Honey. Lbs.			
25	26	27	28	29	30	31	32	33	34	35	36	37	38	39	40	41	42	43	44	45	46	47	48	49	50	51	52			
								100																		100	1			
			5					30													5					25	300	2		
	18		33					80													5				60	91	450	3		
	16		50		100			100													5				20	127	650	4		
	80		30					200			7										5				38	75	187	1100	5	
	57		20		20			75			2										5				40	30	210	850	6	
	15		10		10			75			10															45	350	1100	7	
			20		30			50			10																500	1150	8	
	60		50					100													5				80	45	350	800	9	
																												300	10	
	31		20					100													5				25	30	145	650	11	
	20							90													5				30	18	56	550	12	
	22		20					100													5				18	10	58	509	13	
	24		15	15	20			100			1										5				17	25	63	500	14	
	30		10					150													5				20	126		500	15	
								50																				10	100	16
	20		30		10			100			3										5				30	40	70	530	17	
	19		5					40													5				12	20	70	340	18	
	100		50		40			145			6										5				5	93	210	900	19	
	40		14		5			90			5										5				20	25	126	600	20	
	25		15					75			4										5				16	30	112	550	21	
	90		25		10			200			2										5				12	150	84	165	700	22
	20		12		30			50			3										5						50	70	400	23
	13		20					75			2										5						10	110	500	24
	48		17					200			7										5				30	102	205	900	25	
			15					50													5							162	400	26
	25							80			2										5				5	50	98	500	27	
	26		5					20													5				20	20	56	200	28	
	5							20													5				15			58	200	29
	30							50													5				35	30	56	300	30	
	37			10	4	4		50													5							56	500	31
																													400	32
	36		25	15				50													5				130	30	140	500	33	
	38		12					50			4										5						20	70	900	34
	25		12		40			50			5										5						40	105	600	35
	30		20					50													5				30	50	70	400	36	
	12		10					50													5				20		20	560	350	37
	20		18		35			80													5				10	3	35	85	450	38
			10					50													5								200	39
																					5							84	500	40

* This will include only such cheese as is made upon the farm. Milk sent to cheese factories will be regarded as milk sold off the farm.

1032 644 411 354 3495 70 771 211 1153 412 21449

SCHEDULE 3.—Productions of Agriculture in Madison Township in the County of Polk

Post Office: Bolivar Mo



Table with columns: Name of Agent, Owner, or Manager; ACRES OF LAND (Improved, Woodland, Other unimproved); PRESENT CASH VALUE (Of farm, Of farming implements and machinery); Total amount of wages paid during the year; LIVE STOCK, JUNE 1, 1870 (Horses, Mules and Asses, Milch Cows, Working Oxen, Other Cattle, Sheep, Swine, Value of all live stock); and PRODUCE DURING THE YEAR (WHEAT: Spring, Winter; Rye; Indian Corn; Oats; Barley; Buckwheat; Rice; Tobacco).

Handwritten totals at the bottom of the table, including sums for columns 2-4, 7, 8-15, and 16-24.

SCHEDULE 3.—Productions of Agriculture in Madison Township in the County of Polk
Post Office: Bolivar Mo



Name of Agent, Owner, or Manager.	ACRES OF LAND.			PRESENT CASH VALUE.		Total amount of wages paid during the year, including value of board.	LIVE STOCK, JUNE 1, 1870.								PRODUCE DURING THE YEAR.										
	Improved.	UNIMPROVED.		Of farm.	Of farming implements and machinery.		Horses.	Mules and Asses.	Milk Cows.	Working Oxen.	Other Cattle.	Sheep.	Swine.	Value of all live stock.	WHEAT.		Rye.	Indian Corn.	Oats.	Barley.	Buckwheat.	Rice.	Tobacco.		
		Wood-land.	Other unimproved.												Spring.	Winter.									
		No.	No.												No.	Dolls.								Dolls.	Dolls.
1	2	3	4	5	6	7	8	9	10	11	12	13	14	15	16	17	18	19	20	21	22	23	24		
Crow William	50	30		1200	100		4	3			25	20	445		73		700	50							
Freeze John A	60	140		1800	80		7	5			20	25	545		94		1000	250							
Freeze Wm M	95	105		2500	200		5	5	2		18	100	760		245		700	250							
Cannon James	50	150		3000	25		2	2	2		9	20	269		85		400								
Cannon James W	48	80		1400	40		2	1		2	7	15	219		24		500								
Crow John	30	70		1400	60		4	4			20	15	415		40		200	75							
Wakefield John W	36	52		1200	50			1	2	2		15	215		250		480								
Crow Andrew J	14	18		300	65		2					18	180		20		250								
Thompson Isaac B	45	95		2000	100		3	3		2	12	23	245		152		600	140							
Hensley Margaret	40	200		1500	40		6	4		2	40	20	460		50		600	200							
Potts William	80	318		3900	100		2	3	4	6	18	50	778		90		300	175							
Henson Wm G	20	40		600	50		2	1			18	18	165				300	150							
Asbill Alexander	30	130		1600	15		1		2			12	172				300								
Chard John W	175	165		13000	225		11	3	4	2	6	48	35	1328		500		1000							
Woods Joseph	30	100		1400	130		5	4		3	20	14	444		47		250								
Potts James	50	70		1500	75						10		15		100		900	300							
Potts John W	10	30		400	25		2	2			12	14	206				50								
Potts Henry W	60	180		2000	30		4	4		5	13	12	405		30		300	210							
Potts John S	40	160		1500	75		5	5			30	20	397		25		500								
Wadhams James W	35	125		800	125		2				7	12	156		95		350	40							
Wadhams Philip	23	97		500	7		1	3	1		1	7	10	287		50									
Rose John	9	157		500	125		2	2		4		30	235												
Mead James	40	120		1000	100		3	3		3	24	30	324		216		180								
Wink Elizabeth	20	40		150	75		1	1					120		10		100								
Eaton Henry J	75	245		2530	115		6	2	4		3	20	18	608		75		600							
Mason James	11	29		200	75		3	1		2		9	299												
Dyart Wm A	40	80		1500	130		5	1	4		3	20	12	492		50		300	100						
White William	130	90		800	30		4	3		1	14	10	294		69		200	40							
Russell Thomas W	12	148		700	60		3	2			8	18	192		27		100								
Pickle Christian	60	260		1500	95		4	4		2	19	15	453		108		500	200							
Mosfield Eli	25	215		500	30		2	2		2		15	105				60	50							
Mead French R	12	28		100	119		2	1			10	11	141		20		200								
Holmes David R	70	50		900	50		4	3		2	22	18	345		44		130	30							
Mead John L	30	130		900	75		3	2		1	25	12	287		60		300								
Ashlock Wm W	60	85		1000	250		4	3		1	22	15	507		25		350	350							
Manuel Jesse	10	110		250	20		2	1				12	62				30								
Forgey Thomas	30	90		750	75		3	2		4	7	17	274		11		500								
Potts Olga J	60	220		1000	30		5	2		4	6	16	302				100								
Ashlock Francis	80	240		3200	200		5	3		3	20	20	475				500	500							
Ashlock Fayette	30	30		600	50		6	3			5	10	315				200	100							

1725 546 6700 3321 140 14 998 64 556 808 14324 2665 14030 3210

State of Missouri, enumerated by me on the 18th 19th 20th day of August, 1870.
R. L. Beggs, Ass't Marshal.

YEAR ENDING JUNE 1, 1870.

	COTTON.		PEAS AND BEANS.			POTATOES.		ORCHARD PRODUCTS.		WINE.	PRODUCE OF MARKET GARDENS.		DAIRY PRODUCTS.			SEED.			SUGAR.				BEES.		FOREST PRODUCTS.	VALUE OF HOME MANUFACTURES.		VALUE OF ANIMALS SAVED OR SOLD FOR SLAUGHTER.	ESTIMATED VALUE OF ALL FIRM PRODUCE, INCLUDING BETTERMENTS AND ADDITIONS TO STOCK.	TOTAL VALUE.
	Bales (150 lbs.)	Lbs.	Dush.	Dush.	Dush.	Dolls.	Gallons.	Dolls.	Lbs.	Lbs.	Gallons.	Tons.	Bush.	Bush.	Lbs.	Tons.	Lbs.	Bush.	Lbs.	Hhds. (1,000 lbs.)	Gallons.	Lbs.	Lbs.	Dolls.	Dolls.	Dolls.	Dolls.	Dolls.		
25	26	27	28	29	30	31	32	33	34	35	36	37	38	39	40	41	42	43	44	45	46	47	48	49	50	51	52			
1		33		20	40	46																			5	20	30	140	769	
2		40		15																						25	15	140	873	
3		67		15	25	20						3														30	225	1011		
4		20		6		10						2															12	126	300	
5		48		15	5							5															50	65	500	
6		27										2															30	84	300	
7												3																35	577	
8				8																							9	92	300	
9		24		40		15						1															18	112	662	
10		106				20						4															60	63	675	
11		40		20								5													8	20	60	171	650	
12		30		10								1														18		42	105	430
13				100		40																						12	70	322
14		75										6																36	304	1250
15		41		20		10																			8	20	60	70	400	
16		20		20								2																105	781	
17																												28	200	
18		20		15								2													8	20	36	58	500	
19		60				40																			8	60	24	140	527	
20		17																							9			70	3357	
21		10																											50	
22																														400
23		37		12																					8	20	60	105	478	
24				5																					5		40	35	150	
25		40		20	15							3												8	24	30	105	700		
26																													400	
27		35		12		10						1												5		25	110	419		
28		25		60		10																		10		60	56	400		
29		15		10	12																			8	28	60	70	250		
30		66		10	20	6						2												15		60	154	750		
31				15	4	5						1												8			63	200		
32		15		15																				8	6	12	65	260		
33		40		20								2												8	44	30	77	350		
34		50		10																				8	25	60	63	400		
35		70		40	8							3												10	20	60	175	691		
36		15																						10	20	6	48	150		
37		12		40								2												8	20	16	126	500		
38		40										3												10		30	28	200		
39		40		20								1												10	10	25	140	700		
40		10																						15		20	105	285		
		1198		518	196	234						2710													497			1158	3726	19255

* This will include only such cheese as is made upon the farm. Milk sent to cheese factories will be regarded as milk sold off the farm.

SCHEDULE 3.—Productions of Agriculture in Madison Township, in the County of Polk, in the

Post Office: Bolivar Mo



Name of Agent, Owner, or Manager.	ACRES OF LAND.			PRESENT CASH VALUE.		Total amount of wages paid during the year, including value of board.	LIVE STOCK, JUNE 1, 1870.								PRODUCE DURING THE									
	Improved.	UNIMPROVED.		Of farm.	Of farming implements and machinery.		Horses.	Mules and Asses.	Milch Cows.	Working Oxen.	Other Cattle.	Sheep.	Swine.	Value of all live stock.	WHEAT.			Indian Corn.	Oats.	Barley.	Buckwheat.	Rice.	Tobacco.	
		Wood-land.	Other im- proved.												Of farm.	Of farming implements and machinery.	Spring.							Winter.
	No.	No.	No.	Dolls.	Dolla.		Dolls.	No.	No.	No.	No.	No.	No.	Dolla.	Bush.	Bush.	Bush.	Bush.	Bush.	Bush.	Lbs.	Lbs.		
1	2	3	4	5	6	7	8	9	10	11	12	13	14	15	16	17	18	19	20	21	22	23	24	
Lightfoot James	60	60		1200	40		2		4		2	10	10	220				300	100					
Nasadi John G	65	95		1280	50		6		4			32	25	417		96		800	100					
Milikin Alexander	80	535		3500	200		7	2	4		10	15	20	860		125		500	100					
Wastham Mary	25	105		1000	25		3		2		1	17	17	230		40		100	60					
Langan Jonathan	35	205		1600	20				2			2	12	72				150						
Melzer William	20	20		200	20		2		1		1	5	10	175				200	20					
Forney John B	30	50		650	50		3	2	4		14	15	30	415		67		100	40					
Worse Henry	25	135		1000	140		3		2				4	250										
Cornel Cephal	12	28		300	30		4		2			8	6	254		16		150						
Dumegan Mathew	45	210		1950	100		4		3	2	12		32	562				1200	75					
Devine Alfred W	40	120		900	65		1	3	3	1	1	3	40	478		38		210	75					
Govin Samuel	17	143		700	100		3		1		1	14	8	232		66		300						
Dumegan John	25	430		3200	100		2		2		5	10	15	235		40		300	30					
	679	2150		17400	940		60	17	34	3	47	31	219	4100		488		4310	640					

State of *Missouri*, enumerated by me on the *22nd & 23rd* day of *August*, 1870.

R. B. Beggs, Ass't Marshal.

YEAR ENDING JUNE 1, 1870.

1 2 3 4 5 6 7 8 9 10 11 12 13 14 15 16 17 18 19 20 21 22 23 24 25 26 27 28 29 30 31 32 33 34 35 36 37 38 39 40	COTTON.		PEAS AND BEANS.		POTATOES.		ORCHARD PRODUCTS.		WINE.		PRODUCE OF MARKET GARDENS.		DAIRY PRODUCTS.			SEED.			SUGAR.			BEES.		FOREST PRODUCTS.		VALUE OF HOME MANUFACTURES.		VALUE OF ANIMALS SLAUGHTERED OR SOLD FOR SLAUGHTER.		TOTAL VALUE.
	Bales (150 lbs.)	Lbs.	Bush.	Dush.	Bush.	Doll.	Gallons.	Doll.	Bush.	Lbs.	Gallons.	Tons.	Bush.	Dush.	Lbs.	Tons.	Lbs.	Dush.	Lbs.	Hds. (1,000 lbs.)	Gallons.	Lbs.	Lbs.	Doll.	Doll.	Doll.	Doll.			
	25	26	27	28	29	30	31	32	33	34	35	36	37	38	39	40	41	42	43	44	45	46	47	48	49	50	51	52		
			10					80			4															70	400			
	30		20	40				200			3										30				100	140	835			
	100		20		20			200			5															30	70	700		
	30				10			120			3										5					22	39	250		
			20					40																		15	14	125		
	8		5																								70	250		
	21		12					100													30					25	98	300		
																												200		
	12		10					50																			63	167		
			30					80																		72	105	900		
	25		10	12				200																		30	70	400		
	25		15					40																		30	56	350		
	20		12								2																50	286		

I do hereby certify that the foregoing enumeration of Sub Div No 114 of Polk Co has been made according to Law and Instruction to the best of my knowledge

R. B. Beggs
Asst Marshall

241 166 521 30 1110 16 65 324 845 5203

* This will include only such cheese as is made upon the farm. Milk sent to cheese factories will be regarded as milk sold off the farm.

SCHEDULE 3.—Productions of Agriculture in Marion Township, in the County of Palk, in the

Post Office: Humansville Mo

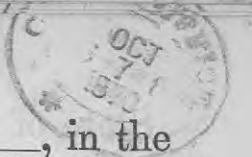


Table with columns: Name of Agent, Owner, or Manager; ACRES OF LAND (Improved, Woodland, Other unimproved); PRESENT CASH VALUE (Of farm, Of farming implements and machinery); Total amount of wages paid during the year; LIVE STOCK, JUNE 1, 1870 (Horses, Mules and Asses, Milch Cows, Working Oxen, Other Cattle, Sheep, Swine, Value of all live stock); PRODUCE DURING THE YEAR (WHEAT: Spring, Winter, Rye, Indian Corn, Oats, Barley, Buckwheat, Rice, Tobacco).

State of Missouri, enumerated by me on the 25th 26th 27th day of July, 1870.
John R. Bamee, Ass't Marshal.

YEAR ENDING JUNE 1, 1870.

	Cotton. <small>Bales (450 lbs.)</small>	Wool. <small>Lbs.</small>	Peas and Beans. <small>Bush.</small>	POTATOES.		Orchard products. <small>Dolls.</small>	Wine. <small>Gallons.</small>	Produce of Market Gardens. <small>Dolls.</small>	DAIRY PRODUCTS.			SEED.			SUGAR.			BEES.		Forest products. <small>Dolls.</small>	Value of Home Manufactures. <small>Dolls.</small>	Value of animals slaughtered or sold for slaughter. <small>Dolls.</small>	Estimated value of all farm produce on hand, including but not including to stock. <small>Dolls.</small>								
				<small>Bush.</small>	<small>Sweet.</small>				Butter. <small>Lbs.</small>	Cheese.* <small>Lbs.</small>	Milk sold. <small>Gallons.</small>	Hay. <small>Tons.</small>	Clover. <small>Bush.</small>	Grass. <small>Bush.</small>	Hops. <small>Lbs.</small>	Hemp. <small>Tons.</small>	Flax. <small>Lbs.</small>	Flax seed. <small>Bush.</small>	Silk cocoons. <small>Lbs.</small>						Maple. <small>Lbs.</small>	Cane. <small>Hhds. (1,000 lbs.)</small>	Molasses. <small>Gallons.</small>	Wax. <small>Lbs.</small>	Honey. <small>Lbs.</small>		
	25	26	27	28	29	30	31	32	33	34	35	36	37	38	39	40	41	42	43	44	45	46	47	48	49	50	51	52			
1			20						150																		105	520	1		
2			40	5																									285	2	
3	30		10		15				400			24										86			30	650		2,400	3		
4	20		10						100			24										10					85	1,168	4		
5			15		50							25																70	950	5	
6			100						400			22										30					210	3,000	6		
7									200			6																195	785	7	
8			40		40				200			4										10		350			65	1,190	8		
9									50			2										14							480	9	
10			100	25					150													20						140	680	10	
11	10		10						75																	10	42	115	11		
12			10																									35	390	12	
13			40		35				50			8																	720	13	
14			30		25				150			2										12						65	340	14	
15			60						200																			140	390	15	
16	18		20		15							2														15	105	420	16		
17			15						100																			70	235	17	
18	25		4						75																	20	42	360	18		
19	11								100			10																70	580	19	
20			10	10								10																		320	20
21	30		15	10								1																50	70	440	21
22	25		15						200																		65	48	340	22	
23	30		12	30	60				200			4																175	780	23	
24			15	3					50																			50	470	24	
25			10						80			1																	260	25	
26			10																											280	26
27			10						150																			30	240	27	
28	90		40	15	50				500			20																80	1540	800	28
29			6									1																84	545	29	
30			10	6					100			2																		570	30
31			25	7					150			3																		215	31
32			10		20																									170	32
33			15						80																					425	33
34			25	6					150																				28	320	34
35			25		25																									200	35
36			10																											300	36
37			30									40																	55	875	37
38			10																											300	38
39	30		30						150																					215	39
40	34																													390	40
	35 ³		85 ¹	11 ¹	37 ⁵				1150			20																		2310	

* This will include only such cheese as is made upon the farm. Milk sent to cheese factories will be regarded as milk sold off the farm.

SCHEDULE 3.—Productions of Agriculture in Marion Township, in the County of Polk, in the Post Office: Hannansville Mo



Table with columns: Name of Agent, Owner, or Manager; ACRES OF LAND (Improved, Wood-land, Other); PRESENT CASH VALUE (Of farm, Of farming implements and machinery); Total amount of wages paid during the year; LIVE STOCK, JUNE 1, 1870 (Horses, Mules and Asses, Milch Cows, Working Oxen, Other Cattle, Sheep, Swine, Value of all live stock); PRODUCE DURING THE YEAR (WHEAT: Spring, Winter, Rye, Indian Corn, Oats, Barley, Buckwheat, Rice, Tobacco).

1 2 3 4 5 6 7 8 9 10 11 12 13 14 15 16 17 18 19 20 21 22 23 24

1 2 3 4 5 6 7 8 9 10 11 12 13 14 15 16 17 18 19 20 21 22 23 24

Handwritten totals at the bottom of the table, including sums for various columns.

State of Missouri, enumerated by me on the 15th day of August, 1870.

John B. Barnett, Ass't Marshal.

YEAR ENDING JUNE 1, 1870.

1	2	3	4	5	6	7	8	9	10	11	12	13	14	15	16	17	18	19	20	21	22	23	24	25	26	27	28	29	30	31	32	33	34	35	36	37	38	39	40	YEAR ENDING JUNE 1, 1870.											TOTAL VALUE.																
																																								Cotton. Bales (450 lbs.)	Wool. Lbs.	Peas and Beans. Bush.	POTATOES.		Orchard products. Dolls.	Wine. Gallons.	Produce of Market Gardens. Dolls.	DAIRY PRODUCTS.			SEED.			Hops. Lbs.	Hemp. Tons.	Flax. Lbs.	Flax-seed. Bush.	Silk cocoons. Lbs.	SUGAR.			BEES.		Forest products. Dolls.	Value of Home Manufactures. Dolls.	Value of animals slaughtered or sold for slaughter. Dolls.	Estimated value of all farm production, including bet-terments and addi-tions to stock. Dolls.
																																											Irish. Bush.	Sweet. Bush.				Butter. Lbs.	Cheese.* Lbs.	Milk sold. Gallons.	Hay. Tons.	Clover. Bush.	Grass. Bush.						Maple. Lbs.	Cane. Hhds. (1,000 lbs.)	Molasses. Gallons.	Wax. Lbs.	Honey. Lbs.				
25	26	27	28	29	30	31	32	33	34	35	36	37	38	39	40	41	42	43	44	45	46	47	48	49	50	51	52																																								
	16							100			4																10	70	340	1																																					
			50	6							6										30						45	920	2																																						
			15		50			75			6																225	435	3																																						
	30		100	40	500						110										80		200			25	120	1,470	4																																						
			10		25			150																					460	5																																					
	80		15		40			300																			75	125	670	6																																					
	23		25		30						5										8						20	84	825	7																																					
	24		10					75																			15	21	140	8																																					
	20		10					100													50						30	40	535	9																																					
	30		20		10			50													10						50	35	925	10																																					
								100			2										15							75	225	11																																					
								200																						140	12																																				
	11		10		75			200																			40	105	420	13																																					
	30		25		30			100														25					20	30	560	14																																					
			50		40			150			4																	45	700	15																																					
			6		30			100			1																	28	375	16																																					
	20							100			1											30					15	70	560	17																																					
			25	10	10			150																				75	425	18																																					
								250			4											8						42	315	19																																					
																														500	20																																				
	50				100			300																				364	2,725	21																																					
	75		80	25	30			150			2										40		200			50	175	1,200	22																																						
	30		30					225			6										80					35	170	1,180	23																																						
			12					250			2										10						42	320	24																																						
	15		15								3										60					10	65	875	25																																						
			30		100						10										35							70	680	26																																					
			10	5				100													70							70	210	27																																					
	30		10					150														40					20	65	280	28																																					
	50	21	100		30			150			6																15	50	480	29																																					
	40		10					200			3																40	70	220	30																																					
	15							100																				28	170	31																																					
								200			20																	170	6400	32																																					
	30		20		20			100														20					35	84	330	33																																					
					40																									430	34																																				
			20	5																		10						45	380	35																																					
	18		20	6	10			100			3																25	70	255	36																																					
			40	20	35			100														32						55	580	37																																					
			20	40	25																	20						70	945	38																																					
			25					150			3											20						50	425	39																																					
			5					50																				28	275	40																																					
	50	60	80	150	930			432			180									8						30	470	2410																																							

* This will include only such cheese as is made upon the farm. Milk sent to cheese factories will be regarded as milk sold off the farm.

SCHEDULE 3.—Productions of Agriculture in Marion Township, in the County of Dick, in the

Post Office: Herrmansville Mo



Name of Agent, Owner, or Manager.	ACRES OF LAND.			PRESENT CASH VALUE.		Total amount of wages paid during the year, including value of board.	LIVE STOCK, JUNE 1, 1870.							Value of all live stock.	PRODUCE DURING THE								
	Improved.	UNIMPROVED.		Of farm.	Of farming implements and machinery.		Horses.	Mules and Asses.	Milk Cows.	Working Oxen.	Other Cattle.	Sheep.	Swine.		WHEAT.		Rye.	Indian Corn.	Oats.	Barley.	Buckwheat.	Rice.	Tobacco.
		No.	Wood-land.												Other unim-proved.	Dolla.							
1	2	3	4	5	6	7	8	9	10	11	12	13	14	15	16	17	18	19	20	21	22	23	24
1 Knowl Thomas	25	65		800	65		6	5	4	30	8	520				100							1
2 Runion A M	110	90		3000	160	15	8	12	7	6	30	25	2400		163		1200	200					2
3 Williams Alvin E	150	110		1600	150	10	4	6	3	8	20	24	1170		18		500	200					3
4 Williams Thomas E	80	160		2800	150	15	9	4		3	20	20	990		118		400	250					4
5 Green Thomas	40	20		200	150		3	3		5	6	4	375		84		500	175					5
6 Welch Wm G	40	70	10	3500	75		2	3		4	25	5	350		70		400	50					6
7 Hunter David D	35	45		2000	35		1	1				2	125		80		200						7
8 Lower William	80	80		2500	150	25	4	3		5	16	17	530		153		500	150					8
9 Hadlock Grant	70	40	70	4000	70	45	7	1	3	8	3	22	985				1500						9
10 Spencer Wm R	40	40	40	2000	100	20	9	6	3	8	5	10	6	1800			600	200					10
11 Diven Station S	150	140		5000	200	40	10	7	7	15	16	35	2000		176		1500	700					11
12 Diven Joseph H	70	80	30	3000	120	1	5	4		13		25	750		30		1200	450					12
13 Gunn Edmund	40			800	15		3	1		5		16	250		106		300	150					13
14 Gunn Cassin	80	80		2500	150	20	3	2	4	4		14	470		78		400	150					14
15 Diven Edward A	100	80	40	4000	175	80	5	2	7	12	8	20	1200		200		1000	300					15
16 Miller Ephraim	80	77		2500	20	10	2	1					220		60		400	400					16
17 Hall James	60	60		2000	50		3	4		11	19	18	470				300	250					17
18 Daddan Wm F	40	40	10	1500	40		4	2		2	27	16	430		100		300	100					18
19 Hunter Salomon	260	40		6000	175	200	5	1		1		6	450		480		1600	700					19
20 Randolph Wm F	120	35	85	5000	75	40	4	2	4	2	4	39	25	950		106		1600	200				20
21 Gordon Benjamin	100	80	120	6000	150	35	4	1	6	2	8	18	12	925		400		800	400				21
22 Vance Peter	80	40	80	3500	150	25	4	3				30	460		180		1000	150					22
23 Hadlock Saml	200	200		6000	140	60	6	4	6		22	50	20	7450		228		600	400				23
24 Hadlock Hardy	50	40		1500	25	15	2		2	2	6	7	270		156		500	400					24
25 Milkerson B	120	60		2500	100	75	9		3	4	18	60	1000		240		1200	300					25
26 Collice Sarah J	80	40	60	3000	70	30	5		1	2	25	20	550		250		400	210					26
27 Ratchiff Mary H	160	60	60	5000	275	120	11		6	2	13	12	970		480		1000	50					27
28 Warrick O	120	120	80	6400	350	200	5		12	2	35		16	1900		187		600	316				28
29 Drake Jesse	190	160	373	12,000	250	180	12	1	4	4	8		11	1900		350		1500	500				29
30 Valentines Isaac	40	20	60	2500	100	40	6		2			8	500		145		500						30
31 Hendrix and David	340	250	250	12,000	200	100	17	7	6		10	20	15	2100		400		1000	500				31
32 Price Thomas B	210	168	40	9000	200	150	4	23	2	4	3		20	2400		40		1000	600				32
33 James William	20	14	6	2000	40	20	4		2		9	40	420		153		800	60					33
34 Philips Lindsay	16	67		600	75		1		2		10	20	255		15		300						34
35 Horn Wm	25	55		800	35		2		2		12	15	250		40		400						35
36 Pickering Enas	35	85		1000	60		4		2			14	360		86		800	50					36
37 Able Janiga	46	120		1200	35		5		3		21	11	31	920		30		400					37
38 Able Jesse	12	68		600	20		4		3	2	1	4	18	500				300					38
39 Pickering Jonathan	27	100	33	1400	50	75	5		3		2	20	10	470		60		200	50				39
40 Marrow Joseph	50	100	40	1400	25		3				1	10	10	240				250					40
		341	341	1501	90	449	157																

341 341 1501 90 449 157 14 12 24 25 49 69 32 15 543 2750 801

State of *Missouri*, enumerated by me on the *4th 5th 8th 6th* days of *August*, 1870.

John B. Bamett, Ass't Marshal.

YEAR ENDING JUNE 1, 1870.

Cotton. Bales (450 lbs.)	Wool. Lbs.	Peas and Beans. Bush.	POTATOES.		Orchard products. Dolls.	Wine. Gallons.	Produce of Market Gardens. Dolls.	DAIRY PRODUCTS.			SEED.			Hops. Lbs.	Hemp. Tons.	Flax. Lbs.	Flax-seed. Bush.	Silk coccons. Lbs.	SUGAR.		Molasses. Gallons.	BERRS.		Forest products. Dolls.	Value of Home Manufactures. Dolls.	Value of animals slaughtered or sold for slaughter. Dolls.	TOTAL VALUE. Dolls.			
			Irish. Bush.	Sweet. Bush.				Butter. Lbs.	Cheese.* Lbs.	Milk sold. Gallons.	Hay. Tons.	Clover. Bush.	Grass. Bush.						Maple. Lbs.	Cane. Hhds. (1,000 lbs.)		Wax. Lbs.	Honey. Lbs.							
			25	26				27	28	29	30	31	32						33	34		35	36					37	38	39
	50		5					200														25		30	40	175	1			
	70		10	20	40			400			10										36			80	300	1,180	2			
	30		12					150													15			20	70	460	3			
	30		25		70			150													8			25	42	585	4			
			30					100													40				50	485	5			
	40		25																		60			30	45	370	6			
	20		15					150			2															330	7			
	25		10								3															35	525	8		
			15	20				200																		84	890	9		
	20		20					300													25			15	50	490	10			
	50		12		25			200			5										10			35	210	1,600	11			
			8					250			6										30				100	1,080	12			
			9	6				150													10				42	355	13			
			50					150			3										15				54	470	14			
	10		20					200			10														180	1,030	15			
			10					100																		45	345	16		
	30		40					150																	25	170	320	17		
	30		8					50													8				45	80	380	18		
			15		100			100			20										20					90	1,960	19		
	32		25					300			6										23			30	140	1,140	20			
			15		50			150			2										14					84	1,170	21		
			10																							45	800	22		
	180		30		50			250																	100	100	840	23		
			10																							64	610	24		
	36		15	4	20			200			1										30			25	124	1,130	25			
	20		10		100			100													12						800	26		
	40		8		80			200			30															25	140	1,450	27	
			75		500			1000	300		75															240	2,025	28		
			30		100			300			15																170	1,680	29	
			5		20			100																			40	475	30	
	30		10		50			300			25										15					84	1,500	31		
			100		200			300			12										40					680	1,750	32		
	17		40	20				150													39					15	55	570	33	
	20		10					50													15					15	54	250	34	
			10					100																			50	300	35	
			12					75																			42	320	36	
	20		8					150																		100	20	45	475	37
	5							100																				30	210	38
	30		15					200																			25	70	220	39
	20		10																									45	170	40
	845		484	40	145			600	300		225										455			560	383	30955				

* This will include only such cheese as is made upon the farm. Milk sent to cheese factories will be regarded as milk sold off the farm.

SCHEDULE 3.—Productions of Agriculture in Marion Township, in the County of Dalke, in the
 Post Office: Hamansville Mo

OCT 15 1870

1	Name of Agent, Owner, or Manager.	ACRES OF LAND.			PRESENT CASH VALUE.		7	LIVE STOCK, JUNE 1, 1870.							PRODUCE DURING THE							24			
		UNIMPROVED.			5	6		Total amount of wages paid during the year, including value of board.	8	9	10	11	12	13	14	15	WHEAT.		19	20	21		22	23	
		2	3	4													Spring.	Winter.							Rye.
		No.	No.	No.	Dolls.	Dolls.		Dolls.	No.	No.	No.	No.	No.	No.	No.	No.	Dolls.	Bush.	Bush.	Bush.	Bush.		Bush.	Bush.	Bush.
1	Lompson Abram	50	200	10	2080	60	15	5	4	3	20	25	460	73	300	80									
2	Robards James E	50	210		2500	40	10	8	2	3	12	12	550	40	400	100								1000	
3	Hulet Francis	30	170		1500	30		4	3	1		14	400	13	100										
4	White William C	16	104		800	35		6	5			15	600		150										
5	Burleson Jonathan	40	80		1000	65			2	2		35	230		100										
6	Woods David C	30	110		1500	25		2	1			2	170		150										
7	Nilson Samuel M	13	83		1000	20		1	2	2	21	20	250		300	50									
8	Jones James M	175	1660	200	4750	500	200	16	9	8	8	80	30	2315	470	1000	800								
9	Mells Richard	25	135		1500	50		4	4	1		2	305		50										
10	Hargus L D	15	145		1000	40		2	5	2		15	340	50	200	50									
11	Box Samuel	60	64		1200	80		5	4	10	10	6	430	42	200	50									
12	Venerble Levin	30	60		900	40	30	4	1	1		6	500	120	200										
13	Whitney M W	10	50		400	20		2	2	2		6	280	76	400										
14	Brown William	45	65		1000	50		6	2	5	14	15	450	40	500										
15	Hash Thomas	35	85		1000	45	10	1	2	4	11	6	340	35	350										
16	McKinnald Robt	10	70		400	15		2	2	4	13	14	290	94	100	50									
17	Johnson Thomas	30	50		800	80		4	2	2	20	8	300	50	250										
18	Laster Margret	20	60		800	30		1	2	5		8	175	58	125										
19	Laster Henderson	25	15		500	20		2	2	2	3	20	6	350	85	150									
20	Haden Kency	40	40		800	70		3	2	2		6	2	360	39										
21	Jolson Samuel	90	150		2400	100	35	6	3	30	16	7	1115	80	300	30									
22	Johnson James P	260	550		8000	150	45	2	12	4	10	30	15	1735	627	600	200								
23	Ammerman Sanford	60	180		2400	80	60	7	2	2	20	8	520	100	400	100									
24	McKenny John	30	110		1000	35		1	2	2	11	10	250	50	400	100									
25	Ethridge Wiley	20	140		1000	20		5	3	2	20	20	460	74	250	12									
26	Batts Samuel E	40	110		2000	40		2	2	2	1	3	410	74	400										
27	Higgenbottom Ghaz	300	670		14850	150	45	6	5	7	1	8	40	13	1570	200	800	400							
28	Batts Green Mrs	12	28		500	15		2	1	4	3	6	6	365	37	50	50								
29	Galaway Calvin	35	35		700	45	15	2	3	2		5	285	80											
30	Higgenbottom John	35	85		1000	40	10	2	1	4	5	9	11	730	41	400	30								
31	Galaway John	45	115		1200	50		3	1			8	300	50	400										
32	Gunning Tom Robt	50	210		2000	25		5	1	2	2	3	450		300	100									
33	Galaway Benj H	20	100		800	60		4	1	4	4	11	15	550		300									
34	Wilson Jacob W	40	400		4000	50	20	5	4	4	5	18	755	90	350	150									
35	Giry William	30	130		800	20		1	2	2	1	6	16	250	25	100									
36	Walt Jacob H	120	284		5000	500	500	4	1	10	30	40	1960	470	1200	600									
37	Walt Jacob H	30	160		2000	75		3	1	2	2		460		300										
38	McCollum Mrs	90	350		5000	120		7	2	6		35	680		800	50									
39	Commer Mrs	10	70		500	25		3	2	2	5	10	250	25	200	80									
40	Burns Thomas	80	113		2500	60	700		3	4	10	10	150	115	200	100									
		110	490	20	920	50	1095	15	25	18	43	103	420	498	2126	362	1275	3157							1000

State of Missouri, enumerated by me on the 8th 9th 10th day of August, 1870.

John B. Bamett, Ass't Marshal.

YEAR ENDING JUNE 1, 1870.

	CROP PRODUCTS																	LIVESTOCK PRODUCTS					TOTAL VALUE					
	Cotton	Wool	Peas and Beans	POTATOES		Orchard products	Wine	Produce of Market Gardens	DAIRY PRODUCTS			SEED					SUGAR			BEES		Forest products	Value of Home Manufactures	Value of animals slaughtered or sold for slaughter	Estimated value of all farm production including botchments and additions to stock			
Bales (450 lbs.)	Lbs.	Bush.	Bush.	Bush.	Dolls.				Dolls.	Butter	Cheese*	Milk sold	Hay	Clover	Grass	Hops	Hemp	Flax	Flaxseed	Silk cocoons	Maple					Cane	Molasses	Wax
25	26	27	28	29	30	31	32	33	34	35	36	37	38	39	40	41	42	43	44	45	46	47	48	49	50	51	52	
1	44		15	10				150													80				30	105	480	
2			8					75													10					35	330	
3			5	4				100													89				10	30	185	
4			10	8				200			4										38					90	570	
5			8					50													23					70	210	
6	30		12					100																			325	
7	30		10					50													30				10	60	240	
8	250		100		250			1000	100		20										200				200	290	2,350	
9			2																		56					32	150	
10			60					300			2														40	80	280	
11	12		50					200			10														10	420	320	
12			10					50																			250	
13			10					40													28					35	350	
14	27			20				100															150		20	65	450	
15	9		4					100																		5	49	280
16			15	12				50													75					60	260	
17	40		25	30				100															150		70	42	275	
18			10		16			75													15					35	280	
19	40		30					40																	30	30	285	
20	11		1		100			50			2																210	
21	25		20		10			100			35										87				20	70	740	
22	80		20		100			200			30														45	95	1,570	
23	20		10					100													75					45	385	
24			15					50			1										25					64	360	
25	30		6								2															40	65	285
26			20	12	200			40			3										70					64	580	
27	100		70		50			400			8										520				80	1480	1,270	
28	10		5					50													58					10	205	
29			20					75													10					70	125	
30	9		6					75													3					60	370	
31					25			100													40					65	330	
32			7																								420	
33								100													30					35	280	
34			100		60			200													520					84	845	
35	10		20	2				50													85					25	160	
36			40					400																		140	1,460	
37			40																							84	300	
38			10	12				100			2										30						670	
39			20					50			2										7					40	295	
40					150																					105	470	
TOTAL	477		174	110	955			4920	100		121									1630				10	375	19,320		

* This will include only such cheese as is made upon the farm. Milk sent to cheese factories will be regarded as milk sold off the farm.

SCHEDULE 3.—Productions of Agriculture in Marion Township, in the County of Dalb, in the

Post Office: Stumansville Mo.

OCT 1870

Name of Agent, Owner, or Manager.	ACRES OF LAND.			PRESENT CASH VALUE.		Total amount of wages paid during the year, including value of board.	LIVE STOCK, JUNE 1, 1870.									PRODUCE DURING THE YEAR.									
	Improved.	UNIMPROVED.		Of farm.	Of farming implements and machinery.		Dolls.	Dolls.	Horses.	Mules and Asses.	Milch Cows.	Working Oxen.	Other Cattle.	Sheep.	Swine.	Value of ALL live stock.	WHEAT.		Rye.	Indian Corn.	Oats.	Barley.	Buckwheat.	Rice.	Tobacco.
		No.	Wood-land.														Other unimproved.	Spring.							
1	2	3	4	5	6	7	8	9	10	11	12	13	14	15	16	17	18	19	20	21	22	23	24		
1. Wilson Washington	10	170		1000	40		2	2	2	6				12	575				200						
2. Burns Wm	50	150		1500	60		4	5	2	20	12	18	675						500	50					
3. Fulbright Jason	40	80		1000	70	20	6	4	2	6	30	12	740			148		800							
4. Miller Delaway	100	360		4000	120	50	3	3		9	20	9	460			170		500	125						
5. Greg John J	80	120		2500	60		3	3	2	3			18475					300							
6. Green John	90	400		5000	160		4	1		3	16	17	320					400	300						
7. Wilson Edward W	30	260		2000	75		4	5				20	10	490			35		250	30					
8. Zenson Melvina	40	160		2000	35		4	2		9	12	10	335			140		200							
9. Zenson Thomas J	20	140		1500	60		1	2		1	10	16	170			93		400							
10. Zure Wm J	40	80		1000	40		3	1				15	16	280			50		460						
11. Wright David	80	220		3000	110	25	2	3		3			10	300			129		300	50					
12. Thomas John J	45	75		1500	80	18	4	3		4	13	15	440			118		800	50						
13. Nease John	20	100		1000	25		3	3		9	14	10	350			40		300	100						
14. Nease Anderson	6	34		300	15		2	1		5	5	8	210			27		80							
15. Butler Joshua	15	25		400	10				2	2	3	10	10	260			30		100						
16. Cummings John	10	20		300	25			1	1				2	7	85				200						
17. Johnson J. J.	30	60		600	40		2	1					12	208			50		500						
18. Burks Willis H	20	20		300	50		3	3		3	14	8	312			75		150							
19. Nease John	10	70		400	35		2	2		2			20	175			42		150						
20. Brown John P	20	60		600	25		4	1					8	5	250			50		200	100				
21. Dumanlay Thomas	80	320		900	20		3	6	2	4	30	30	800			140		400	600						
22. Clark Peter	60	20		1260	115		3	2		3	10	14	310			50		100	75						
23. East Barber	25	53		900	55		3	1	3		4	14	16	385					350						
24. Watson John A	80	190		3500	90	40	5	5		30	30	14	900			240		1000	30						
25. Richardson Elizabeth	40	120		2500	55		4	1	2	2	6	2	18	640			67		600	30					
26. Watson Wm J	50	100		2000	75	20	2	3		3	14	15	330			135		600	60						
27. Powell Elizabeth	10	70		400	15		2	2		2			2	170					100						
28. Putnam James W	18	22		400	40		3	2	2	2	35	3	350			68		300	100						
29. Bright James	12	108		800	15		1	1				1	14	125			40		50						
30. Thomas John	10	70		200	20				1	2	1	4	3	140					40						
31. Cooper Joseph E	30	185		1400	65		3	3		6			25	415			61		250	50					
32. Allen James	10	70		400	20		3			2			3	220			25		100						
33. Cooper John	20	100		800	35		3	2					17	260					100						
34. Powell John	8	70		600	20		2	3	2	3			16	230					50						50
35. Sampson Abert	50	210		2000	68		2	2		16			16	580			132		500	40					
36. Simon Wm J	55	105		1500	45		7	3	4	2	4	30	26	1000			67		200	100					
37. Bishop John W	90	110		2500	120		3	3	2			25	15	480			125		600	120					
38. Holt Calhoun	15	145		1000	20		4	3		*			10	420			62		200						
39. Hopp Solomon	40	147		1800	50		2							6	200			64		500					
40. Payer Wm J	50	70		1200	90		3	4	2				2	12	540			115		500					

144
 4830
 65700
 173
 12
 12
 97
 28
 10
 395
 5
 15145
 2608
 3230
 247
 510
 50

State of *Missouri*, enumerated by me on the *12th of 1870* days of *August*, 1870.
John P. Barntu, Ass't Marshal.

YEAR ENDING JUNE 1, 1870.

1	2	3	POTATOES.		Orchard products.	Wine.	Produce of Market Gardens.	DAIRY PRODUCTS.			Hay.	SEED.		Hops.	Hemp.	Flax.	Flax-seed.	Silk cocoons.	SUGAR.			BEES.		Forest products.	Value of Home Manufactures.	Value of animals slaughtered or sold for slaughter.	Estimated value of all farm production, including betterments and additions to stock.														
			Bales (450 lbs.)	Lbs.				Bush.	Bush.	Dolls.		Gallons.	Dolls.						Lbs.	Lbs.	Gallons.	Tons.	Bush.					Bush.	Lbs.	Tons.	Lbs.	Bush.	Lbs.	Hhds. (1,000 lbs.)	Gallons.	Lbs.	Lbs.	Dolls.	Dolls.	Dolls.	Dolls.
																											38	275	1												
	12		10																								25	215	2												
	40		30					200			2															10	24	215	3												
	60		15		50			350			3															30	94	715	4												
								50																			45	91	670	5											
			80	10				100			6																57		1,050	6											
	70		25					500			2																20	64	265	7											
	27		10					100																			30	40	310	8											
	25		30					200																			20	48	380	9											
	20		10					100																				42	345	10											
	60							200			5																30	140	415	11											
	17		12					150			4																35	98	625	12											
	15		10					100																			20	30	220	13											
			6					60																				27	170	14											
	15		6					50																				12	175	15											
			15					150																				70	165	16											
								100																				40	380	17											
	20		15					200																				15	90	210	18										
	10		10					150																				25	94	190	19										
	8		7					50																				42	220	20											
	65		45					300			1																	55	90	415	21										
	40							150																				35	40	310	22										
	30		10					200																				25	100	270	23										
	60		30		10			450			3																	45	230	950	24										
			25					200																				60	90	500	25										
	20		25					250																				35	105	525	26										
								50																					15	35	190	27									
			20					100																					40	380	28										
			12					50																					30	245	29										
	9		10					40																					125	20	185	30									
			6		10			150			1																		64	285	31										
			5					50																					30	100	32										
			10		5			100																					500	50	190	33									
			10					75																					86	42	135	34									
					10			100																					35	415	35										
	33		30	15				200			3																	105	420	36											
	20		30	12				250			5																		45	40	625	37									
			5					100																					14	35	215	38									
			15		10																										400	39									
			20					200																						98	480	40									
	69		59	50	90						35																		715	240	14,695										

* This will include only such cheese as is made upon the farm. Milk sent to cheese factories will be regarded as milk sold off the farm.



SCHEDULE 3.—Productions of Agriculture in Marion Township, in the County of Dalb, in the Post Office: Hamansville Mo

Name of Agent, Owner, or Manager.	ACRES OF LAND.			PRESENT CASH VALUE.		Total amount of wages paid to hired hands, including value of board.	LIVE STOCK, JUNE 1, 1870.								PRODUCE DURING THE YEAR.									
	UNIMPROVED.			Of farm.	Of farming implements and machinery.		Horses.	Mules and Asses.	Milk Cows.	Working Oxen.	Other Cattle.	Sheep.	Swine.	Value of All Live Stock.	WHEAT.		Rye.	Indian Corn.	Oats.	Barley.	Buckwheat.	Rice.	Tobacco.	
	Improved.	Woodland.	Other unimproved.												Spring.	Winter.								
	No.	No.	No.	Dolls.	Dolls.		No.	No.	No.	No.	No.	No.	No.	Dolls.	Bush.	Bush.	Bush.	Bush.	Bush.	Bush.	Bush.	Lbs.	Lbs.	
1	2	3	4	5	6	7	8	9	10	11	12	13	14	15	16	17	18	19	20	21	22	23	24	
1 McCay Martha A	40	60		1000	40			1		2				7	145				600	50				
2 Taylor William	15	65		600	85		5		2	2				8	360	15		200						
3 Irwin Thompson	60	160		2500	175	60	2	1	2	1				28	1020	100		1000	100					
4 Moore James A	60	100	10	2000	85		2		1	3				6	250	80		800	150					
5 Rook William	14	66		500	25		2		2	2				9	300			150						
6 Hutcherson Charles	8	152		600	20			2	2	2	7	6	8	280				200						
7 Nathram James	30	70		1000	800	18	2		7					30	450	90		500	250					
8 Carter Samuel	20	60		800	40		1		2	1				12	160	28		200						
9 Lower Elvira	45	115		1500	80	10	3		2	1	10	10	10	42		74		450	100					
10 Gamble Obadiah	50	170		1800	90	15	2	20	6	8	30	20	1300		90			400	100					
11 Sley James Mc	40	140		1200	90		4		4	10	22	12	459		28			500						
12 Russell George	35	125		1000	125		5		4	2	16	20	396					300						
13 Hunter Jared M	23	57		700	50		2		1		2	4	280					250						
14 Hager Elias	25	55		700	70		2		1	3			19	284				200						
15 Geer Geo	40	80		900	80	10	4		3	4	13	10	335		90			300	20					
16 Taylor Man A	15	40		250	10				2		3		13	100				500						
17 Carter Joseph	15	103		850	50		2	1	3	1	12	9	239		20			80						
18 Taylor Marcellus	12	110		2400	60		3						4	155				100						
19 Sley Geo Albert	20	140		1000	15		4		2		10	5	515		40			125						
20 Patterson Simon	100	60		1000	75		3	2	3	6	18	15	410		65			100						
21 Dygart John	35	45		600	45	20	1		3	2	4	23	19	296		67		150	40					
22 Gauden William	40	120		1000	60	30	8		4	3	14	18	542		165			100						
23 Williams Allen	50	30		1500	100		4		1				11	271										
24																								
25																								
26																								
27																								
28																								
29																								
30																								
31																								
32																								
33																								
34																								
35																								
36																								
37																								
38																								
39																								
40																								

Handwritten summary at the bottom of the page: 163, 61, 28, 54, 40, 61, 180, 29, 18, 23, 94, 7205, 810

J. B. Bennett, Ass't Marshal.

YEAR ENDING JUNE 3, 1870.

TOTAL VALUE.

	Cotton. Bales (50 lbs.)	Wool. Lbs.	Peas and Beans. Bush.	POTATOES.		Orchard products. Dolls.	Wine. Gallons.	Produce of Market Gardens. Dolls.	DAIRY PRODUCTS.			SEED.			SUGAR.					BEES.			Value of animals slaughtered or sold for slaughter.	Estimated value of stock, including bot- tom, including bet- terments and addi- tions to stock.								
				Irish. Bush.	Sweet. Bush.				Butter. Lbs.	Cheese.* Lbs.	Milk sold. Gallons.	Hay. Tons.	Clover. Bush.	Grass. Bush.	Hops. Lbs.	Hemp. Tons.	Flax. Lbs.	Flax-seed. Bush.	Silk cocoons. Lbs.	Maple. Lbs.	Cane. Hhds. (1,000 lbs.)	Molasses. Gallons.			Wax. Lbs.	Honey. Lbs.	Forest products. Dolls.	Value of Home Manufactures. Dolls.	Dolls.			
	25	26	27	28	29	30	31	32	33	34	35	36	37	38	39	40	41	42	43	44	45	46	47	48	49	50	51	52				
1				10					50		1											30					42	360	1			
2				6	5				100													10							280	2		
3				10					200																			80	320	3		
4				5					50		1																	45	7900	4		
5				4					100																					330	5	
6		10		5					50																				35	325	6	
7		30		10					100		1											20				25	70	585	7	7		
8									50													10							28	245	8	8
9		15		5					200		4											8						52	460	9	9	
10		53		20	46				200		10											58				105	120	800	10	10		
11		45		10					75		6											11						126	500	11	11	
12		41		15					120													100					40	112	325	12	12	
13		3		10					100		3																	45	200	13	13	
14				40																									76	200	14	14
15		20		10					100		3											12						70	364	15	15	
16									40																				40	400	16	16
17		30							50													20				28	35	190	17	17		
18				5																		10							35	150	18	18
19		20		5					30													15							35	165	19	19
20		30							100		2											15							70	280	20	20
21		40		15		8			75													15					60	84	320	21	21	
22		25		12					50		2											25					15	56	290	22	22	
23																														200	23	23
24																															24	24
25																															25	25
26																															26	26
27																															27	27
28																															28	28
29																															29	29
30																															30	30
31																															31	31
32																															32	32
33																															33	33
34																															34	34
35																															35	35
36																															36	36
37																															37	37
38																															38	38
39																															39	39
40																															40	40
		34		19	45	8			1840		33										34					24	3	230	8339			

* This will include only such cheese as is made upon the farm. Milk sent to cheese factories will be regarded as milk sold off the farm.

SCHEDULE 3.—Productions of Agriculture in Munsey Township, in the County of Dalk, in the

Post Office: Hammansville Mo

OCT 1870

Name of Agent, Owner, or Manager.	ACRES OF LAND.			PRESENT CASH VALUE.		Total amount of wages paid during the year, including value of board.	LIVE STOCK, JUNE 1, 1870.							PRODUCE DURING THE										
	Improved.	UNIMPROVED.		Of farm.	Of farming implements and machinery.		Horses.	Mules and Asses.	Milk Cows.	Working Oxen.	Other Cattle.	Sheep.	Swine.	Value of all live stock.	WHEAT.		Rye.	Indian Corn.	Oats.	Barley.	Buckwheat.	Rice.	Tobacco.	
		No.	Wood-land.												Other unimproved.	Spring.								Winter.
	No.	No.	No.	Dolls.	Dolls.		Dolls.	No.	No.	No.	No.	No.	No.	Dolls.	Bush.	Bush.	Bush.	Bush.	Bush.	Bush.	Bush.	Lbs.	Lbs.	
1 Martine Charles	30	10		500	15		3	2		3	2	15	296				200	100						
2 Brown John	15	25		400	5		2	2		1	4		122				150						50	
3 Wilson Sarah A	110	290		4000	80	400	2	3		4	24	27	333		240		1000	500						
4 Hubbard Andrew	35	105		1060	125	80	3	1	3	2	5	26	32	700		90		500						
5 Griffith James H.	15	25		300	20		1	1				5	75				100	30						
6 Scraggton Scandall	15	145		1600	70		3	2		1	30	20	363		100		400	225						
7 Scroggens Edward	60	100		1500	30	100	2		1	4	1		18	340		60		800	20					
8 Wilcox Lafayette	50	110		1600	80	40	4		2		2	30	14	380		150		500	100					
9 Porter James T	30	60		800	75	15	2		4	2	5	47	22	420		50		500	100					
10 Kader William J	45	116		1400	130	65	3		2		5		7	350				540	50					
11 Snowden Tolman	40	160		1200	125	40	13	2	5	2	6		17	450		90		300	40					
12 Taylor Washington	15	25		500	25		2		2		3		12	198				500					40	
13 Owens John L	40	135		1600	85	20	2		2		2	5	15	252		75		300						
14 Smithton Elizabeth	30	44		900	40		5		4		3	18	30	475										
15 Henson Eli	10	30		200	25		1		2			3	85				80							
16 Oglesby Constant	12	60		400	10		4		3	2	4	24	17	266				200					50	
17 Landreth Dedediah	70	130		2500	48	50	4	1	1	2	4	12	4	464		118		400						
18 Chauteau Laurence	50	130		1200	150	45	4	6	3		8	40	45	865		126		400						
19 Coursey Praddell	10	70		350			2	1			4		12	110		90								
20 Mitchell Clarissa E	30	50		1000	75	25	2		2				6	122		120		50						
21 Mitchell Jesse S	50	20		800	125	35	3	4	2		10	4	20	445		80		600						
22 Mitchell Rebecca	40	32		800	95	30	2		1		2	5		145				100						
23 Wells Susan A	18	62		400	20		2		2		2	3	167		28		50							
24 Marshall Tom J	19	141		1000	40		1		3		1		2	120				150						
25 Wells Robert F	18	48		300	18		2		1				10	130				200					100	
26 Wells James R	16	14		1000	100		4		1				15	250		10		150					100	
27 Biffle James	50	10		600	100		2		2		2	15	10	335				300	150					
28 Wells Alfred	40	160		1500	200	70	4		4		5	18	45	620		250		250	150				60	
29 Overburg Jeremiah D	20	60		500	30		2		1				3	130										
30 Overburg Jeremiah	20	20		200	35						2			100										
31 Ankrom Richard	50	200		1500	100	40	6	2	6		6	35	12	527		210		400	100				200	
32 Ankrom Harry	12	18		200	8		2		1		1	4	5	150		8								
33 Wells O Phram	16	144		800	50		2	1	2	4	1	9	10	485		12		275	20					
34 Tants Mikiel	80	440	3	1500	50	30	4	2	3	4	8	30	20	550		40		100	100					
35 Lynton Jane	60	140		800	100	125	4		3		3		5	275		25		400	300					
36 Stewart Mrs D	45	155		2000	75	15	4		4	2	4	18	15	620		45		400	200					
37 Cox Benjamin	12	68		250	10		3	1	2	2	2	3	8	425		34								
38 Tracy Thomas	40	160		700	115	25	1	1	4		3	21	20	225		74		300						
39 Brown Richard J	8	32		225	20		2		2					150				150						
40 Crase Barbara	15	25		150	15	15	3		3	2	2	12	10	315		40		200						
				381	269																			
				3235	2649	1285		19	22	92	30	113	415	532		2039		1745	2165				600	

State of Missouri, enumerated by me on the 17th day of June, 1870.

John B. Barnett, Ass't Marshal.

Table with columns for various agricultural products (Cotton, Wool, Peas and Beans, Potatoes, Orchard products, Wine, Produce of Market Gardens, Dairy Products, Seed, Sugar, Bees) and rows numbered 1 to 40. Includes a 'TOTAL VALUE' column on the right.

* This will include only such cheese as is made upon the farm. Milk sent to cheese factories will be regarded as milk sold off the farm.

SCHEDULE 3.—Productions of Agriculture in Mooney Township, in the County of Dalk, in the
 Post Office: Shannonville Mo.

Name of Agent, Owner, or Manager.	ACRES OF LAND.			PRESENT CASH VALUE.		Total amount of wages paid to the employees including value of board.	LIVE STOCK, JUNE 1, 1870.								Value of All live stock.	PRODUCE DURING THE							
	Improved.	UNIMPROVED.		Of farm.	Of farming implements and barns.		Horses.	Mules and Asses.	Milk Cows.	Working Oxen.	Other Cattle.	Sheep.	Swine.	WHEAT.		Rye.	Indian Corn.	Oats.	Barley.	Buckwheat.	Rice.	Tobacco.	
		No.	Wood-land.											Other unimproved.									Dolls.
1	2	3	4	5	6	7	8	9	10	11	12	13	14	15	16	17	18	19	20	21	22	23	24
Higginfield Jerry	25	95		400	30	10	3	2		12	14	10	375		64		150						
Cooks Robert A.	25	58		500	40		2						120		20		140						
Barnett Rial	75	205	3	2500	120	25	6	1	3	4	11	25	14	975		73		400	250				
Hayfield Ors F.	30	70		800	75	15	3	2	2		1	15	20	362		40		150					
Pendergraft Joseph H.	65	335		2000	100	20	6		2		3	20	40	480		50		200					
Pendergraft John S.	14	46		450	45		1		1	2	3		7	225				80					
Barclay David	50	110		800	110		3		2			7	11	200				260					
Payne Jackson	10	90		400	75		2		2			10	6	190		40		150					
Drater Jeremiah	75	425		4000	230	140	9	1	6		12	50	28	960		160		1000	100				
Case John	20	100		400	70	15	1		3		1	13	13	169		76		500					
Case William	40	80		600	80		4		4		5	13	5	400									
Case Isaac	10	70		400	70		2		1			12	9	180		34		100					
Hayfield Harrison	80	15		1200	175	80	4		2			30	9	465		205		300	300				
Williams William B.	90	70		1200	140	110	4		6		6	50	40	600		330		700	200				
Hayfield Lucinda	12	51		325	10		2		1		3	2	5	144				80					
Blower Amos B.	25	15		200	25		2		1			4		155				150					
Drater John A.	50	70		450	125	35	4		3		3	20	16	370		120		300	100				
Yandell Henry	30	130		500	20		1		2		4	7	7	175				100	30				
Rowden Robert B.	70	250		1600	100	65	5	2	6		8	20	35	675		250		500	400				
Blower John R.	65	95		1000	75		4	10	4		4	25	9	880				500					
Smith David A.	25	95		1200	75		3		2			24	400				300	285					
Pain Daniel M.	4	44		350	50				1	2	1	8	4	100				100	60				
McCurry John	55	195		1925	140	10	4	2	3		4	25	20	390		56		500	150				
Wheat Nancy	15	65		400	50		3		2		2	6	11	235		20		75					
Carvin William B.	60	28		530	100	25	4	4	4		12	30	16	730		150		500	150				
Burdett Samuel S.	40	85		2500	50	30	6		4		1	10	8	735		118		250					
Carvin Joseph S.	50	24		1500	150	15	3		2			20	8	890		50		500					
Smith Richard	20	140		800	50		5		2	2	1	16	23	320				200	40				
Wells James W.	20	57		400	25		2		2	2	3	10	9	255		24		200					
Brock James D.	40	100		1400	80	30	2		3		1	16	10	309		45		500	75				
Murray Nancy	48	80		600	80	45	2		2		3	25	24	255		150		200	38				
Self Lucy	80	320		2200	65	25	2		2	2		10	175		80		200	125					
Abright Elizabeth	15	25		450	18		1		2		1	11	7	175		22		160					
Overturf Simon	20	60		400	30		2		1	2	4	8	20	312		28		200					
Robertson Richard	20	140		800	70		3		1			10	14	225				300					
Blankenship James	40	80		600	100	30	3		4		6	20	470		74		200	185					
Lawrence Jm E.	40	160		1000	75	15	3		3		3	10	390		75		250	100					
Wells John	40	80		720	80		4		2			18	16	300		20		250	150				
Hayfield James	40	80		730	35		3		1	3		5	13	540		16		200	150				
Rowden Jesse	30	140		668	20	20	4		4		9	22	15	400		40		300					
				1557														1145					
				385														2823					

State of *Missouri*, enumerated by me on the *10th 11th 12th* day of *June*, 1870.

John B. Barneth, Ass't Marshal.

YEAR ENDING JUNE 1, 1870.

1	2	3	4	5	6	7	8	9	10	11	12	13	14	15	16	17	18	19	20	21	22	23	24	25	26	27	28	29	30	31	32	33	34	35	36	37	38	39	40	TOTAL VALUE.																					
																																								Cotton.	Wool.	Peas and Beans.	POTATOES.		Orchard products.	Wine.	Produce of Market Gardens.	DAIRY PRODUCTS.			SEED.			SUGAR.		BEES.		Forest products.	Value of Home Manufactures.	Value of animals slaughtered or sold for slaughter.	Estimated value of all production, including betterments and additions to stock.
																																								Bales (450 lbs.)	Lbs.	Bush.	Bush.	Bush.				Dolls.	Gallons.	Dolls.	Butter.	Cheese.*	Milk sold.	Hay.	Clover.	Grass.	Hops.				
25	26	27	28	29	30	31	32	33	34	35	36	37	38	39	40	41	42	43	44	45	46	47	48	49	50	51	52																																		
	25							30													70				25	55	220	1																																	
																											28	010	2																																
	43		15		40			200													45				95	85	588	3																																	
	20		40					40													20				40	40	210	4																																	
	50		25					100			3										25				95	150	394	5																																	
			15					50													20				7	70	230	6																																	
	25		40					150													16					70	248	7																																	
	18		10					50													20				10	30	185	8																																	
	125		10					300																	100	325	1040	9																																	
	31		10	15				100													30				40	50	226	10																																	
	46							100																	45	50	376	11																																	
	18		5					75													10				20		230	12																																	
	30		25	50	50			200													15				25	175	475	13																																	
	80	1	20		20			400													70				150	210	1116	14																																	
			10					30													10				10	20	185	15																																	
			10					20																	18	35	230	16																																	
	30		16					75													20				40	120	370	17																																	
	15		10					100													20				30	50	126	18																																	
	100		30	10	75			150													20				40	210	1445	19																																	
	66		25		100			150																	125	84	575	20																																	
			15	15				100			1										5					141	400	21																																	
	10		6					50																	30	45	165	22																																	
	35		10					100			12										30					95	420	23																																	
	12		10					25													20						270	24																																	
	50		12	12				50			2										40				40	175	720	25																																	
	20		15		25			100			2															100	418	26																																	
	10		10					70			2															100	435	27																																	
	35	1	16					40													20				60	84	244	28																																	
	26		10					100													10				30	50	211	29																																	
	25		15		25			75			2										17				25	125	532	30																																	
	40																				12				35	70	365	31																																	
	22		12		35			75																		65	360	32																																	
	20																								25	55	270	33																																	
	24																				20				50		252	34																																	
	10							100													30				40	50	225	35																																	
								100			2															50	340	36																																	
	10							100																		65	325	37																																	
	30		10					150			1										25				30	40	320	38																																	
	25							75													20				25	42	262	39																																	
	40		20					150													30				55		376	40																																	
	114	2	47	15	37			570			2										8				135	329	1602																																		

* This will include only such cheese as is made upon the farm. Milk sent to cheese factories will be regarded as milk sold off the farm.

SCHEDULE 3.—Productions of Agriculture in *Noony Township*, in the County of *Dalk*, in the
 Post Office: *Summerville, Mo.*

Name of Agent, Owner, or Manager.	ACRES OF LAND.			PRESENT CASH VALUE.		Total amount of wages paid during the year, including value of board.	LIVE STOCK, JUNE 1, 1870.								PRODUCE DURING THE																					
	Improved.	UNIMPROVED.		Of farm.	Of farming implements and machinery.		Horses.	Mules and Asses.	Milch Cows.	Working Oxen.	Other Cattle.	Sheep.	Swine.	Value of All live stock.	WHEAT.		Rye.	Indian Corn.	Oats.	Barley.	Buckwheat.	Elec.	Tobacco.													
		No.	Wood-land.												Other unimproved.	Dolls.								Dolls.	Bush.	Bush.	Bush.	Bush.	Bush.	Bush.	Bush.	Lbs.	Lbs.			
1	2	3	4	5	6	7	8	9	10	11	12	13	14	15	16	17	18	19	20	21	22	23	24													
1 Rowden Elizabeth	20	15		175	15		2		2	4		30	200		15		200							1												
2 Burns Frank S.	25	95		600	40		4	1	3	7	18	15	345		7.5		250							2												
3 Bradford Lyddas	6	27		165	15		2		1		4	9	190		16		50							3												
4 Albright Wm J.	100	175		2500	125	100	4	1	4	4	40	20	540		147		500	250						4												
5 Burns J. Y.	200	400		6000	300	400	7	3	9	6	40	47	30	2425	487		1000	400						5												
6 Hulbert John A.	50	30		800	130	30	2	4	3		5	18	30	672	60		400	300						6												
7 Hulbert Robert	35	99		660	35	10	3		6		4	12	12	368	59		200	150						7												
8 Hulbert Wm M.	57	127		890	170	24	3	1	2		6	4	15	380	93		175	100						8												
9 Silworth L B.	85	115		1600	80	35	3		4	2	6	10	15	320	238		250	200						9												
10 Rice William W.	40	35		400	80		1		1		2	13	13	168	30		300	40						10												
11 Olinger Jesse	20	60		640	40		2		2		2	24	11	234	31		225	100						11												
12 Voyles Moses R.	36	64		800	30	25	2		2		3	10	8	295	35		750	40						12												
13 Amer Robert A.	80	200		1400	120	100	6		8	2	10	20	40	945	50		1000	300						13												
14 Wayne James W.	35	165		1000	30		3		4		1	6	16	382			300							14												
15 Gwin Joseph	70	70		1280	460	140	5		3		5	14	13	390	207		600	200						15												
16 Godright John A.	12	48		800	20		6		2		2		14	480			50							16												
17 Puffela W.	48	85		800	100		1	1	2		3	10	10	280			300	300						17												
18 Gentry Micah	65	100		2000	140	100	7	4	1	2	9		27	1100	110		1000	200						18												
19 Langan Dorcas	14	28		250	16		1		2		1		13	140	40		150							19												
20 Alexander Philip W.	70	90		1200	30	20	4	2	5		3	25	20	560	45		400	100						20												
21 Bryant E W.	20	24		260	15		2		1					150	50		300							21												
22 Gentry L M.	39	20		600	20		3		2		3	5	9	208	42		440	100						22												
23 Hadger Jackson	90	240		1800	125	80	4		6		2	25	18	425	67		900	200						23												
24 Ray John P.	17	68		450	10		3		1					145			200							24												
25 Barney John W.	18	68		450	20		5		1		2	4	9	225	32		150							25												
26 Reed George	70	143		1700	100	35	6	2	7		7	4	25	208	133		500	70						26												
27 Armstrong James	50	25		900	80	15	2		3		4	30	11	280	78		600	95						27												
28 Armstrong Abner	90	150		2000	225	40	3	5	8		8	23	19	940	80		300	250						28												
29 Langan Wm	60	100		1600	35	10	2		5	2	8	40	25	560	117		300							29												
30 Guffy Frank	100	225		3500	40	200	1		1	4			12	300	320		500							30												
31 Guffy James	80	80		1920	120	125	5		4		1	18	25	640	275		700	250						31												
32 Albright Solomon	50	30		800	15		5		2		1	9	14	345	80		400	200						32												
33 Rowden Newton	90	90		1600	310	60	8	5	6		9	23	30	1256	147		400	300						33												
34 Rowden Elizabeth	70	130		1800	175	20	5	5	4		5	30	20	855	90		200	200						34												
35 Hulbert Robert	50	29		800	50		3	3	8		3	15	15	440			200	150						35												
36 Hulbert Robert	35	90		1000	15		1	1	1		3	20	9	220	28									36												
37 Hulbert Daniel	40	40		800	45	30	3	4	2		5	7	16	400	60		500	500						37												
38 Hulbert James	40	65		1100	20	18	7	1	4	2			20	555	40		150	300						38												
39 Moore James	70	150		600	5		2		1		3		8	175	25		175	40						39												
40 Rice Margaret	75	85		1200	100	30	5		5	4	4	24	10	880	75		500	100						40												
															2236			48540	3501	1647	143	48	137	20	205	547	634	3499	15315	5515						

1932

State of Missouri, enumerated by me on the 14th 15th 16th 17th day of July, 1870.

John B. Barrett, Ass't Marshal.

YEAR ENDING JUNE 1, 1870.

	Cotton. Bales (54 lbs.)	Wool. Lbs.	Peas and Beans. Dush.	POTATOES.		Orchard products. Dolls.	Wine. Gallons.	Produce of Market Gardens. Dolls.	DAIRY PRODUCTS.			SEED.		Hops. Lbs.	Hemp. Tons.	Flax. Lbs.	Flax-seed. Bush.	SILK COCOONS. Lbs.	SUGAR.		Molasses. Gallons.	BEES.		Forest products. Dolls.	Value of Home Manufactures. Dolls.	Value of animals slaughtered or sold for slaughter. Dolls.	Estimated value of all farm production, including the value of additions to stock. Dolls.			
				Lish.	Sweet.				Butter. Lbs.	Cheese.* Lbs.	Milk sold. Gallons.	Clover. Bush.	Grass. Bush.						Maple. Lbs.	Cane. Hhds. (1,000 lbs.)		Wax. Lbs.	Honey. Lbs.							
				25	26				27	28	29	30	31						32	33		34	35						36	37
1				10					50												8						130	1		
2		40	1	8					700			1									40				40	50	290	2		
3				5					50																	20	150	3		
4		70		10		300			200														20	100	136	14096	4			
5		100		25		135			300			20													200	371	15552	5		
6		50		20					200																40	85	435	6		
7		30		10					100																	70	255	7		
8		32		20	10				40			1													40	60	235	8		
9		24		12					100																80	100	460	9		
10		40																							20		330	10		
11		45							50																30	40	215	11		
12				15					150			4														65	529	12		
13		30		15		50			100			3													25	210	835	13		
14				8		200			100																	125	360	14		
15		33		15					150			3														210	665	15		
16				15					100																	20	145	16		
17		17		8					100																	40	252	17		
18				40	40	60			200																50	250	810	18		
19		10																							20		185	19		
20		65		20					15			2													25	85	375	20		
21				10	18							1														65	228	21		
22		22		15					100																	40	335	22		
23		57				200			200			1														140	575	23		
24				10	12																					45	120	24		
25		25																								35	220	25		
26		40		25	12	20			60																	170	477	26		
27		46		20					70			2														55	80	505	27	
28		38							100			6														30	10	305	28	
29		60		25		25			700			2														35	70	460	29	
30		20				10			40			2														300	615	30		
31		20		10	15				150			3															135	790	31	
32		10																									60	370	32	
33		50				200			200			2															100	300	687	33
34		50		10					150																		60	146	200	34
35		25		8	50				60			1															70	268	35	
36		30		10																							65	135	36	
37									100																		30	90	517	37
38				10		25			75			1															65	255	38	
39				6					30																				174	39
40		40				150			200			1															75	80	5140	40
	119	1	4	105		1405			3440			59															16812			

* This will include only such cheese as is made upon the farm. Milk sent to cheese factories will be regarded as milk sold off the farm.

State of Missouri, enumerated by me on the 17th day of June, 1870.
John P. Barne, Ass't Marshal.

YEAR ENDING JUNE 1, 1870.																									TOTAL VALUE.									
Cotton. Bales (50 lbs.)	Wool. Lbs.	Peas and Beans. Bush.	POTATOES.		Orchard products. Dolls.	Wine. Gallons.	Produce of Market Gardens. Dolls.	DAIRY PRODUCTS.			Hay. Tons.	SEED.		Hops. Lbs.	Hemp. Tons.	Flax. Lbs.	Flax seed. Bush.	Silk cocoons. Lbs.	SUGAR.			BEES.		Forest products. Dolls.	Value of Home Manufactures. Dolls.	Value of animals sold for slaughter. Dolls.	Estimated value of all farm production, including herds, flocks, and additions to stock. Dolls.							
			Fresh. Bush.	Sweet. Bush.				Butter. Lbs.	Cheese.* Lbs.	Milk sold. Gallons.		Clover. Bush.	Grass. Bush.						Maple. Lbs.	Cane. Hhds. (1,000 lbs.)	Molasses. Gallons.	Wax. Lbs.	Honey. Lbs.											
25	26	27	28	29	30	31	32	33	34	35	36	37	38	39	40	41	42	43	44	45	46	47	48	49	50	51	52							
	70		10		95			125													40				60	205	430	1						
	75		40		50			200			1										40		100		100	140	920	2						
	40		12					300													20						85	200	3					
					25			50																			100	340	4					
	60							150			4															95	95	260	5					
	40		10		50			100																			70	315	6					
	19		12					150																				60	398	7				
			25								8																	160	322	8				
	102		20	40				150			10															150	245	1,400	9					
	25		15	10	25			50			2																80	245	10					
	50		15		175			150			4															100	85	500	11					
	15		5					*																				70	108	12				
			12	4				50			1																	55	257	13				
			50		75			200																				255	915	14				
			40					100																				340	575	15				
			10		40																							90	150	16				
	26				45			40																						315	17			
	30		5	5	150			200			3															30	100	683	18					
	20			5				300			1															10	90	232	19					
	10	1	10					50																					60	355	20			
	10	1	10					60			2																			355	21			
	27		24		35			150			3																		108	975	22			
			25	20																										50	300	23		
	15																														200	24		
	75		12					100																							455	25		
	30		8					50																							205	26		
			10					50																							120	27		
	10		12																												225	28		
	18																														175	29		
								30																							125	30		
			70																												160	31		
	120		30	12	30			300			6																				830	32		
	14		40		50			150																							995	33		
	32		6					150			1																				305	34		
			9																													125	35	
			15																													750	36	
	30							100			1																				340	37		
	50		25		30			100			10																				925	38		
	35				35						1																				230	39		
																																	40	40
	1040		1	51	96	890		3405			18																				16490			

* This will include only such cheese as is made upon the farm. Milk sent to cheese factories will be regarded as milk sold off the farm.

16490
16490