

SCHEDULE 3.—Productions of Agriculture in Elm Township, in the County of Putnam, in the

Post Office: Martins town



1	ACRES OF LAND.			PRESENT CASH VALUE.		7	LIVE STOCK, JUNE 1, 1870.								PRODUCE DURING THE									
	Improved.	UNIMPROVED.		Of farm.	Of farming implements and machinery.		Total amount of wages paid during the year, including value of board.	Horses.	Mules and Asses.	Milch Cows.	Working Oxen.	Other Cattle.	Sheep.	Swine.	Value of all live stock.	WHEAT.		Rye.	Indian Corn.	Oats.	Barley.	Buckwheat.	Rice.	Tobacco.
		Wood-land.	Other unimproved.													Dolls.	Dolls.							
	No.	No.	No.	Dolls.	Dolls.		Dolls.	No.	No.	No.	No.	No.	No.	No.	Dolls.	Bush.	Bush.	Bush.	Bush.	Bush.	Bush.	Bush.	Lbs.	Lbs.
2	3	4	5	6	7	8	9	10	11	12	13	14	15	16	17	18	19	20	21	22	23	24		
1	3	18		100	10		2		1			9	7	250				50	20					
2	3	18		100	20			2					9	300	65			50	20					
3	3	20		100			1		1					100										
4	6	35		200										2	5									
5	10	70		400																				
6	20	20		200	40	150	3		2					500	140	40	30	80	100					
7	3	20		100			1					19		100										
8	10	500		4000	25	200	7		5		8	5	12	100			20	45	150					
9	3	20		100			1							100						100				
10	30	50		700	40		2		2	2	1		8	300			500							
11	20	20		400	25	100	4		8		70	20	7	2500										
12	20	40		400	10		2		1		1	13		150						50				
13	18	00		40	5																			
14	3	20		100	20		1		1		1	9	10	100			10	15						
15	40	80		1000	10				2	2	2	10	8	100										
16	60	60		800	25	\$	3		2		4	17	9	300	100		30	300	100			10		
17	12	6	63	600	100		5		3		9	11	6	600						50				
18	80	80	80	2500	75		4		2	5		7	38	11	700	120	4		900	300				
19	35	10	15	800	15							11		15	100	80			250					
20	20	20		600	25		1		4	2	5	13	4	200	25				100					
21	20	180		1300	20		2		2		4	6	13	350	10	25	30			50				
22	70	90		1000	25	20	5		4		5	70	20	700	100				530	330				
23	3	20		100	10		2					7	5	250						40				
24	63	95		2200	150		4		2	3		6	25	22	100	90			200	50		20		
25	40		40	900	20	\$	5		1		5	4	15	15	175	25	37	20	150	25				
26	8	32		100	100	5	3			3		3	26	10	300	43			150	150				
27	3	20		100			2		2		1	9	11	300	15		20	50	75				20	
28	25	35		600	50	10	3		4	2	5	45	15	600	20	20			150	25		4		
29	3	20		100	20	\$	3					7		250					50	47			25	
30	35	80		700	25		6		2		6	25	16	600		28			100	140		6	20	
31	3	20		100	10		2		1					300					1000					
32	80	200		3000	200	175	8		4		3		32	800	17	12			230	60				
33	3	20		100			2		2		1	8	4	200										
34	30	2	68	1000	100	100	6		3		4	21	2	500		80	35	200	200					
35	10	30		250	50		1		2		2	15	30	200					200				2000	
36	75	120		1900	75	60		6	2	1	12	6	24	800	50				450	220				
37	4	26		300	6				1		1	6	7	60	5				150				40	
38	60	60		550	10	5	3		3		3	9	14	475	3				100	60	24		30	
39	3	20		100			3		1		3	8	7	100										
40	3	20		100				1				8	3	125		6			50				50	

1041 2217 266 2940 1273 820 98 14 75 12 177 490 344 1335 828 648 227 6205 1992 40 2185

State of Mo, enumerated by me on the 12th day of July, 1870.

W. B. Brown, Ass't Marshal.

YEAR ENDING JUNE 1, 1870.

	Cotton.	Wool.	Peas and Beans.	POTATOES.		Orchard products.	Wine.	Produce of Market Gardens.	DAIRY PRODUCTS.			SEED.				SUGAR.				BEES.		Forest products.	Value of Home Manufactures.	Value of animals slaughtered or sold for slaughter.	TOTAL VALUE.													
				Irish.	Sweet.				Butter.	Cheese.*	Milk sold.	Hay.	Clover.	Grass.	Hops.	Hemp.	Flax.	Flax seed.	Silk cocoons.	Maple.	Cane.					Molasses.	Wax.	Honey.										
																													Bales (150 lbs.)	Lbs.	Bush.	Bush.	Bush.	Dolls.	Gallons.	Dolls.	Lbs.	Lbs.
1		30				20				40																				5 25	50	300	1					
2							20			50																							150	2				
3																														25	150	200	3					
4		20		20																													100	4				
5																																	100	5				
6				40						80																					180	480	6					
7																																	100	7				
8		24		40						200				8																	300	600	8					
9				20						100				3															30	100	15	20	100	390	9			
10																																	190	10				
11		80		40						200				6																3	100	200	60	300	690	11		
12		40		20						200				8																20	40	30	30	75	300	12		
13		40		20						100																								200	13			
14		20		10						100																					10	20	25	140	14			
15		20		15						100				2																	40	40	300	15				
16		80		60						200																					60	100	500	16				
17		20		20						200																						20	300	17				
18		108		40						300				10																	40	190	600	18				
19		40		20						100																						15	60	300	19			
20		30		100						200	80																				16	100	360	20				
21				100						100																					25	100	300	21				
22		300								200																							160	650	22			
23		20		40						20																						20	25	150	23			
24				5	80					200																						200	40	60	100	1195	24	
25		45		10						100																						16	100	200	25			
26		40		15						250																						5	15	20	26	100	260	26
27		20		12						100																							20	40	100	240	27	
28		130		40						200																							20	65	200	480	28	
29		30		20						150																							20	20	180	390	29	
30		30		40						200																							15			290	30	
31				40																												40	20		200	31		
32				40		50				400																						40	20	300	680	32		
33																																			100	33		
34		60		40						200																						40	30	200	380	34		
35		45		3	40					200																						30	41	160	300	35		
36		40		25						100																						20	15	125	300	36		
37																																			100	37		
38																																			200	38		
39																																			300	39		
40																																			400	40		
		1312		8		1007		70	20	4490	80																					225	5	1190	661	557	3546	12635

* This will include only such cheese as is made upon the farm. Milk sent to cheese factories will be regarded as milk sold off the farm.

SCHEDULE 3.—Productions of Agriculture in Elm Township, in the County of Putnam, in the State of Ohio, in the Post Office: Martinsburg



1	ACRES OF LAND.			PRESENT CASH VALUE.		7	LIVE STOCK, JUNE 1, 1870.								PRODUCE DURING THE YEAR.								
	Improved.	UNIMPROVED.		Of farm.	Of farming implements and machinery.		Horses.	Males and Asses.	Milk Cows.	Working Oxen.	Other Cattle.	Sheep.	Swine.	Value of All Live Stock.	WHEAT.		Rye.	Indian Corn.	Oats.	Barley.	Buckwheat.	Hops.	Tobacco.
		No.	Wood-land.												Other unimproved.	Dolls.							
2	3	4	5	6	8	9	10	11	12	13	14	15	16	17	18	19	20	21	22	23	24		
Hatfield DM	60	67		750	150	30	7	2	4	13	13	600		66		600							40
— A	10	30		400	5		2	1	2		1	125		33		60							
— A	7	33		400	5		3	1			6	200		32		100							
Mullen P	100	60	40	4000	100	100	10	1	4	4	15	50	700	18		200							40
Boston S	3	20		100	5		1					1	50			100							100
Heston E	3	20		100					1				40			30							20
Hatfield A	100	300		11500	200	100	8		9	21	30	40	2000	180		500	320						
Sawson D W	26	15		300	20		1		1	#		11	175	2		500				9			100
Verdin S	3	20		100			1		1				100			25							
Leonard B	3	20		100							3	1	50	40		300	50						20
Palady T	10	50		600	10		4		2	1	18	5	300			75							30
Parson A	15	45		800	6		2		1		20		200			400							
Sawson H H	30	50		600	25	25	3		2	1	20		200			150	10						6
Sumpter J S	12	28		300	275	12	2		2				260	13	50	150	55						100
Sawson Wm	30	265		1000	25		3		4	3	7	30	16	500	6	2	20	100					30
Walters B	3	20		100	3		1		1		3		75	15									17
Sawson T	20	100		800	5		3		3	4	15	14	300	4	5	9	150						20
— Alex	3	20		100	1		1			1	13	3	25			100							25
Heine Wm	20	60		800	10		2		2	2	6	10	250			8	150	40					100
Young Wm	40	80		1000	30	12	3		3	2	17	6	300			200	200			30			100
Wallace W	3	20		100			2		1		1		200										0
Rhoton Jas	3	40		1140		400																	
Martin W J	3	20		1400	10		1		2		3		100										
Dwight J J	40	20		650	250	50	5		5	2	40	14	100	50		400	150						
Wages L	3	20		100	15		2		3	2		10	200	10		100							50
Leeter A	3	20		100	5		1		2				140			50							
Rufus A	40	120		2500	20	50	2		2		22	9	150	42		40	25						
Northington Jo	3	20		100		50	2		1				100										
Bright Martin	200	200	150	9000	400	200	7	8	3	6	60	13	1250			16	500						100
Martin W R	40	40		800	500		2		3	3	20	6	50			30	150						60
— S	3	20	20	400																			
— M	3	35		350																			
— G	10	30		400																			
— J W	3	20		100	5	5	1		1				9	100									
Harris S	25	10		400	10	5	4	1	1		5	3	300			50							200
Medgar H	12	25		200	7		1		1	2	7		125			6							
— W	25	55		1000	25		1		1		18	14	200	12		40	200						100
— G	35	205		2000	25		3		2	1	8	6	350	15	25	200							100
Harris W S	35	20		100	25	80	3		1		10	5	350	15		200	250						
Traker Geo	9	20	13	400	25	25	2		2		21	5	400	13		200	250						

998 2100 228 3760 2147 1144 96 8 91 7 81 449 237 10725 178 443 154 5980 1350 29 2371

State of Mo., enumerated by me on the 13th day of July, 1870.

C. F. Brown, Ass't Marshal.

YEAR ENDING JUNE 1, 1870.

Cotton.	Wool.	Peas and Beans.	POTATOES.		Orchard products.	Wine.	Produce of Market Gardens.	DAIRY PRODUCTS.			SEED.			Hops.	Hemp.	Flax.	Flax seed.	Silk cocoons.	SUGAR.		Molasses.	BEES.		Forest products.	Value of Home Manufactures.	Value of animals slaughtered or sold for slaughter.	Estimated value of all farm production, including net returns and additions to stock.	TOTAL VALUE.			
			Irish.	Sweet.				Butter.	Cheese.*	Milk sold.	Hay.	Clover.	Grass.						Maple.	Cane.		Wax.	Honey.						Dolls.	Dolls.	
Bales (150 lbs.)	Lbs.	Bush.	Bush.	Bush.	Dolls.	Gallons.	Dolls.	Lbs.	Lbs.	Gallons.	Tons.	Bush.	Bush.	Lbs.	Tons.	Lbs.	Bush.	Lbs.	Hds. (1,000 lbs.)	Gallons.	Lbs.	Lbs.	Dolls.	Dolls.	Dolls.	Dolls.					
25	26	27	28	29	30	31	32	33	34	35	36	37	38	39	40	41	42	43	44	45	46	47	48	49	50	51	52				
1	35		12		7			50																		70	250	1			
2								40			2														30	30	100	2			
3	12							40			2																4	100	3		
4	100		10		100			250			2									50	10	150				100	400	4			
5			1	6																				15		50	100	5			
6			1					100																			8	75	6		
7	75				75			200																	200	100	120	2500	7		
8	10	9	40					130																	10	100	10	500	8		
9																												150	9		
10	15	1	6		50			130																			60	150	10		
11																												100	11		
12	40							100			1															2	10	30	25	100	12
13	4	4	4					130													30	5	50	5	20	50	50	200	13		
14			1	25															400							20	25	450	14		
15	100	2	40		5			200			3	2									80	11	100	2	50	40	500	15			
16	11							100													24				5		100	16			
17	55	1	12		20			250																	12	100	25	30	200	17	
18	25		25					10													15	6		3	10	40	100	18			
19			18	1	30			150																	50	25	30	100	19		
20	28	1	80		5			130			1															50	60	400	20		
21								130			5														4		35	100	21		
22								50											10								3	105	22		
23								50												10	5							250	23		
24	74	2	40					200													60				2		220	250	24		
25		1	30					200			3										40			20		30	600	25			
26								250			3																50	150	26		
27	40	3	30					130			20								100		30			5	20	25	200	27			
28																												500	28		
29	130	1	60		10			130			200	11									125	6	100		10	125	1500	29			
30	60	3	18		75			200			3										40	10	90		70	50	600	30			
31								5																				100	31		
32																												100	32		
33																												110	33		
34																												100	34		
35	14	1	20					130													20					20	40	150	35		
36	20		30					130													5					20	30	100	36		
37	30	2	6					120													5	6			8	25	100	275	37		
38	12	1						15																	5	10	15	20	200	38	
39	28		15					100			5										5					10	30	100	39		
40	28	1	15					100			5										40				10	35	100	150	40		
	966	54	345	30	347			4125			255	12							520	50	50	82	930	144	620	1692	12415				

* This will include only such cheese as is made upon the farm. Milk sent to cheese factories will be regarded as milk sold off the farm.

SCHEDULE 3.—Productions of Agriculture in Elm Township, in the County of Palmair, in the
 Post Office: Martinsburg



Name of Agent, Owner, or Manager.	ACRES OF LAND.			PRESENT CASH VALUE.		Total amount of wages paid during the year, including value of board.	LIVE STOCK, JUNE 1, 1910.								PRODUCE DURING THE YEAR.									
	Improved.	UNIMPROVED.		Of farm.	Of farming implements and machinery.		Horses.	Mules and Asses.	Milch Cows.	Working Oxen.	Other Cattle.	Sheep.	Swine.	Value of all live stock.	WHEAT.		Rye.	Indian Corn.	Oats.	Barley.	Buckwheat.	Rice.	Tobacco.	
		No.	Wood-land.												Other unimproved.	Dolls.								Dolls.
1	2	3	4	5	6	7	8	9	10	11	12	13	14	15	16	17	18	19	20	21	22	23	24	
Scott W	3	37		200	200	5	1		1			3	1	75										
West S	200	80	100	600	200	100	5		5		8	60	10	750	140	125		40	140					
Campbell W	3	20		100			1					2		100				48						
Alexander M	15	56		1000	25		5		3		7	20	20	600				200					25	
Whitworth Wm	150	100		200	25	15	7		2		2	15		500		40		200	300				100	
Stokesby W	30	10		400	25	25	10		3		4		10	1500		50	25	200	50					
Branch Wm	3	20		100	10	7			2			26	7	175	10	15		300	50				400	
Struman Geo	3	20		100	10				1					40				3	100					800
Williams J B	20	100		1000	150	10	2		2		3	12	5	300	10		30	100						
Logans L	30	50		800	25		4		2			8	10	300				400					1000	
Richmond J	10	70		800	10		2				1	4	4	150		50		100					200	
Houghton C	20	20		500	10		1		2	2		20	10	300				100					100	
Branch Wm	3	20		100	5		1		2			10	3	200				100						
Nickerson B	10	165		3000	200	700	3	4	10	2	23	14	22	1400		76		300	200					
Cooper A	3	20		100	50		2		2		4	23	6	275				20					50	
Nickerson Wm	60	40		2000											50			1150	240					
Richmond A	80	70		1000	10				1			15	7	50	3	15		15	25					
Fitzort P	60	80		1000	10				2	5	2	5	2	400	3	15		15	25					
J	30	120		1200	10		2	2				12	8	400	3	15		15	25					
Baugh M	3	120		800	5		2	1			2	4	8	400	12			25					100	
Keederman J	38	12		400		12	1				1			65				200						
Hurley A	3	135		600	100		5		3			9	2	300			15	100	75					
Morgan P	3	26		200			1					11	1	100				50	25				50	
Cabin J	15	25		1450	10		1		5	2	1	23	5	300		60	125	100	180				400	
Kanis J	30	30		600		10	1		2	2	5	37	8	400	15	20	40	20			9		20	
Collins A	10	30		1400	25	10	2		1		1	18	8	300			50	100	40					
W	12	68		800	100		6		1			1		500		50		200	60					
West C L	3	20		100	10		2		3			17	3	250				100						
Collins B	3	20		400								1	5	10				70						
Steen C	11	29		500	10		1		1					100			20	150					100	
Haynes M	20	20		1600	12		2		2		1	3	1	200			20	100	150					
Steen M S	40	80		400	75		3		2		3	8	4	250		10	10	300						
Phelp A	20	20		100	15		2		2			14	4	200	10	15	15	200	40				50	
Whitworth J	15	25		400	100	10	4		2		8		19	700		40		600	150				100	
Collins J W	30	67		1200	5		2		3		1	25	8	300	30		40	300	40				30	
Sparks B	50	30		1800	10		2		2		2	13	6	250				75					100	
Rose B	120	680		8000	200	50	4	2	6		10	20	20	1000	50	50		500	100					
Hodge J	10	3		100	5				2	2				200	20	50		60						
Hodge H	3	20		100	5	125	1		1			4	13	150	7	21	20	50	37					
Hard R L	50	190		2000	300		3	2	3	2	11		31	400	18	28		100	10				50	
	1218	2968	100	40550	1762	1079	91	15	84	12	98	444	296	13340	397	695	415	7135	2015		9		2675	

State of Mo, enumerated by me on the 15th day of July, 1870.

W. F. Burn, Ass't Marshal.

YEAR ENDING JUNE 1, 1870.

	Cotton. Bales (50 lbs.)	Wool. Lbs.	Peas and Beans. Bush.	POTATOES.		Orchard products. Dolls.	Wine. Gallons.	Produce of Market Gardens. Dolls.	DAIRY PRODUCTS.			Hay. Tons.	SEED.		Hops. Lbs.	Hemp. Tons.	Flax. Lbs.	Flax-seed. Bush.	Silk cocoons. Lbs.	SUGAR.		Molasses. Gallons.	BEES.		Forest products. Dolls.	Value of Home Manufactures. Dolls.	Value of animals slaughtered or sold for slaughter. Dolls.	TOTAL VALUE. Dolls.	
				Irish. Bush.	Sweet. Bush.				Butter. Lbs.	Cheese.* Lbs.	Milk sold. Gallons.		Clover. Bush.	Grass. Bush.						Maple. Lbs.	Cane. Hhds. (1,000 lbs.)		Wax. Lbs.	Honey. Lbs.					
	25	26	27	28	29	30	31	32	33	34	35	36	37	38	39	40	41	42	43	44	45	46	47	48	49	50	51	52	
1																												100	
2		182		20		100			300			30												4	300		30	500	
3																												20	
4		30		50					175											100					4	25	50	200	
5			1	40		150			200			10										5				10	100	300	
6				25					200			8														5	50	250	
7		118		40					100			4													60	15	30	60	250
8			3	100					125											75		5			25	18	25	160	
9		20	20	15		10			75			2										20		30	2	25	40	300	
10		30							150											800		25	3	20	20	20	125	300	
11		25		10					150											100		6			10	30	25	100	
12		50		12		50			200											75			10	300	5	100	50	150	
13		24							150											75				50	4	20	40	150	
14		35							300	225		30								700		25		100		75	530	600	
15		50	1	25					200			2								19		40				50	150	250	
16		400				25						5																425	
17		47							200											100				150			25	150	
18									500																			150	
19		35							200											100		40				40	50	175	
20		20							100											100						20	30	175	
21																												100	
22				15					100													5				30	15	150	
23		15		10																						20	15	100	
24		16	1	60	x	15			300			6													30	50	1000		
25		58		8		8			200			3														60	300		
26		26		15					100															50		60	60	300	
27		35							200													200		200		1000	1700		
28		26		100					300													20				40	60	200	
29		7		18					150																10	17	30	150	
30			1	15					200			2										5				50	150		
31				20		80			200			2												36		35	200		
32			2	15		15			100			1												30		40	300		
33		25		35		15			200			3												56		50	50	300	
34				10					250			4														2	50	400	
35		66	3	15		5			100																	80	60	200	
36		35		30					200			6														5	50	200	
37		30		50		100			400																	50	100	600	
38		19		15																						90	14	60	150
39		8	1	10					75																		75	25	150
40		80		20					700			26															75	450	
	1442	33		803		573			7100	225		149																11805	

* This will include only such cheese as is made upon the farm. Milk sent to cheese factories will be regarded as milk sold off the farm.

SCHEDULE 3.—Productions of Agriculture in Elm Township, in the County of Pulham

Post Office: Marbletown



Name of Agent, Owner, or Manager.	ACRES OF LAND.			PRESENT CASH VALUE.		Total amount of wages paid to laborers including value of board.	LIVE STOCK, JUNE 1, 1870.								PRODUCE DURING THE YEAR.								
	Improved.	UNIMPROVED.		Of farm.	Of farming implements and machinery.		Horses.	Mules and Asses.	Milch Cows.	Working Oxen.	Other Cattle.	Sheep.	Swine.	Value of all live stock.	WHEAT.		Indian Corn.	Oats.	Barley.	Buckwheat.	Rice.	Tobacco.	
		No.	Wood-land.												Other unimproved.	Dolls.							Dolls.
1	2	3	4	5	6	7	8	9	10	11	12	13	14	15	16	17	18	19	20	21	22	23	24
1. Collette J.P.	3	25		300					1					25				100					
2. Robbins Jr	3	20		100	4				1					6	25			75					25
3. ——— J.C.	3	20		100	3				2					3	40			75					1000
4. Sparks P	14	26		400	140		2		2			12	4	300				300					
5. ——— J.E.	40	40		800	25	100	2	2	2	1	25	20	400	43	18	20	300						
6. Collins L	3	20		100			2		1		1	14	9	250	43	15		50	10				
7. Morgan Co	5	23		200			2		2		1	9	11	250		30		50					
8. ——— Co	40	60	60	1000	30		1		1		1	12	7	130				75					
9. Leonard A.B.	40	38		1000	9	30	2		2			28	6	300	11	30	30	300	80				50
10. Hodges Mm	3	20		100	5		1		1		1	4	8	160	15	21	20	60	27				
11. ——— G.	56	75		1500	25	410	5		5		3	15	13	500	30	38	15	200	75				30
12. ——— R.	3	20		100			2		1					9	200			75					
13. Wade J	12	28		300	5		1		2			14	1	140	50			100	40				
14. Lewis H.W.	3	77		500	10		3		3		3	20	8	500	43			150	75				6000
15. ——— S.	3	20		100										25				100	250				600
16. Collins T	22	18		400	10		3		2			9	1	500				100	250				20
17. Stockton Jas	10	50		600	50		4		1		1	6	1	400	46			400					
18. Keasted M.C.	3	50	30	600	50	75	2		2					2	200								
19. Lewis Jm.	24	55		800	25		2				1	19	11	300				100					30
20. Ellis He	3	20		100	10	5	1		1			5		100	33	50		200			5		30
21. Brown J	3	20		100	15		3		1		1	5	4	300				10	200	30			10
22. Morgan Co	30	65	65	1600	15		1		1		1	12	8	150				100					20
23. Ellis Co	40	120		1600	40		3		2		1	4	1	300	15	46		60	40		3		
24. Lewis Jacob	35	25		1600	25		4		4	4	2	43	17	500		20		50					300
25. Gaur Jm	50	70		1200	50	10	2		2	2	3		3	300	2	65		250					300
26. Husted Co	100	88		2000	130	35	4		6		11	30	10	600	65	70		600	75				
27. Ruggles H.C.	28	55		800	5				1	2	2	22	8	100		33	16	100					20
28. Thomas M.C.	3	12	52	800										4	40								
29. Husted J	40	15	57	1500	200	75	2		2		3	9	11	300	11			150	45		6		
30. Manp Jas	25	28		500	10	10	2		2			13	5	250				200					25
31. ——— Sol	30	60		900	15	10	2		1					2	200		30	40	60	40		10	50
32. ——— Jm.	10	13		200	10		1		1					100									
33. Ruggles T	18	37		500	25		2		2			1	1	240									
34. Palmer P.	20	78		800	10				2		2	19	9	100		9	12	100					700
35. Dru J.C.	28	82		1200	150	10	4		3	2	4	16	16	400	22	42	32		200				
36. Heriford H	10	100		700	125	2			1		3	10	8	300		29		200					
37. ——— A	25	60		1200	60	10	2	4	1		7	17	7	600	76	10		1100	100				75
38. Peckat J	10	110		1000	125		4		2			12	11	500	9	43		100					
39. Heriford Jas	60	74		1300	100	10	3		2		2	27	12	400	50	50		300	40				80
40. Shaw J.S.	60	200	80	4000	240	100	4		5		4	23	17	800	30			300	200		10		
	916	2197	3444	22550	1751	522	76	6	75	10	62	459	270	12245	642	619	185	5990	1577		34		3965

17. ✓ 18. ✓ 19. ✓ 20. ✓ 21. ✓ 22. ✓ 23. ✓ 24. ✓ 25. ✓ 26. ✓ 27. ✓ 28. ✓ 29. ✓ 30. ✓ 31. ✓ 32. ✓ 33. ✓ 34. ✓ 35. ✓ 36. ✓ 37. ✓ 38. ✓ 39. ✓ 40. ✓

State of Mo, enumerated by me on the 13th day of July, 1870.

C. F. Burr, Ass't Marshal.

	YEAR ENDING JUNE 1, 1870.																									TOTAL VALUE.						
	COTTON.	WOOD.		PEAS AND BEANS.		POTATOES.		ORCHARD PRODUCTS.		WINE.		PRODUCE OF MARKET GARDENS.		DAIRY PRODUCTS.			SEED.			SUGAR.			BEES.		FOREST PRODUCTS.		VALUE OF ANIMALS SLAUGHTERED OR SOLD FOR SLAUGHTER.		ESTIMATED VALUE OF ALL FARM PRODUCTION, INCLUDING BERTHOLD STOCK, ADDITIONS TO STOCK.			
	Bales (150 lbs.)	Lbs.	Bush.	Bush.	Bush.	Dolls.	Gallons.	Dolls.	Lbs.	Lbs.	Gallons.	Tons.	Bush.	Bush.	Lbs.	Tons.	Lbs.	Dush.	Lbs.	Lbs.	(1,000 lbs.)	Gallons.	Lbs.	Lbs.	Dolls.	Dolls.	Dolls.	Dolls.				
25	26	27	28	29	30	31	32	33	34	35	36	37	38	39	40	41	42	43	44	45	46	47	48	49	50	51	52					
1			15					100																	25	25	100	1				
2		2						20																			40	100	2			
3			3	10				200														50	10	25	100	25	175	3				
4		20		12				200				2										20			30	60	200	4				
5		24		10				150				3													50	50	100	300	5			
6		22		20				100																		25	30	100	6			
7		25						100																			50	175	7			
8		25						100																			50	175	8			
9		140	6	70				100				4										40	4		50	100	325	9				
10		10		10				50				2										12			18	30	150	10				
11		61		9				200				2												2	2	30	125	500	11			
12		18		10				100				2														28	40	125	12			
13		38		8				200																3		55	50	160	13			
14		30		30				300																10		38	60	250	14			
15		25		30																							50	100	15			
16		25	1	5				200				6														50	25	200	16			
17		23		10				100				5														30	45	140	17			
18								250																		10	140	150	18			
19		69		20				250																	10	50	65	100	275	19		
20		17	2	5				100																		18	50	200	20			
21								100																			25	200	21			
22																												100	22			
23		5		7		25		100																		20	75	150	23			
24		100		13				250																	10	10	25	80	300	24		
25				20				200																		80	50	250	25			
26		60	2	40				100																		5	15	30	30	200	26	
27		140				70		200				12													6	3	40	80	250	600	27	
28						2 ^d																							100	28		
29		35	1	30				200																		8	25	100	50	40	400	29
30		12		75				150																			20	50	200	30		
31				6				200																			15	50	200	31		
32																													100	32		
33																													100	33		
34		30	3	25				400				1															25	70	160	34		
35		44	2	20		25		300																			60	300	35			
36		24						150																			30	40	200	36		
37		45		30		10		300				1															100	180	300	37		
38		17		7				200																				10	20	90	300	38
39		50		40		10		200				4	2														40	75	300	39		
40		90		20		50		300				10															100	130	150	400	40	
	1096	24		60		200		6370				53	1	2														9000	92			

* This will include only such cheese as is made upon the farm. Milk sent to cheese factories will be regarded as milk sold off the farm.

V V V 192

V

V V V

V V V V V V V

92



SCHEDULE 3.—Productions of Agriculture in Elm Township, in the County of Putnam, in the

Post Office: Martinstown

Name of Agent, Owner, or Manager.	ACRES OF LAND.			PRESENT CASH VALUE.		Total amount of wages paid during the year, including value of board.	LIVE STOCK, JUNE 1, 1870.								PRODUCE DURING THE									
	Improved.	UNIMPROVED.		Of farm.	Of farming implements and machinery.		Horses.	Mules and Asses.	Milk Cows.	Working Oxen.	Other Cattle.	Sheep.	Swine.	Value of ALL live stock.	WHEAT.		Rye.	Indian Corn.	Oats.	Barley.	Buckwheat.	Rice.	Tobacco.	
		No.	Wood-land.												Other unimproved.	Dolls.								Dolls.
1	2	3	4	5	6	7	8	9	10	11	12	13	14	15	16	17	18	19	20	21	22	23	24	
Burns E W	70	250		3500	100	40	1	3	8		7	50	9	300	33	137	41	25	150					
True W W	35	45		1000	125	8	3		2		2	12	7	400	15		12	300	32				200	
Wentford H B	3	20		100	15		1		1		3	6	100	7	9		150	80					100	
Farmville A	3	20		100			2		1		10	4	200	5	5		100							
Kedding W H	40	40		800	30		4		2		1	35	5	450	50	50		100	20		10			
Farmville Jacob	100	100		2000	60		2	2	2		3	30	6	1000		28		400	110					80
— Jno	20	60		800	25		3		2		2	15	10	375	24	23		150	400					
Ferson A R	20	20		400	50		1		1			1	100				150	110						
Shaw B	35	45		1000	25	15	3		2		1	6	5	200	5	10		100			9			25
Mullen T	10	70		2000	140		2		1		2			200					50					
Sedford J A	20	100		1000	10		2		2			16	2	250	15	18		100						
— D	65	135		4100	75	25	4		2	4	2	18	20	800	1	83		200	75		8			50
Beel E	3	20		100			2		1			6	6	225	16			10	150					20
Young Geo. W.	100	200		4000	150	100	6	3	3		5	25	20	1000	8	60		300						50
Reseberg Jno	3	37		400	12		3		1			18	12	300		113		100	230					10
Featherly J	30	50		800	75			2	2			13	7	200	20	10		150	25					25
Collins Jno	30	50		800	25		2		1		3	16	7	200				75	40					125
Reseberg Wm	16	24		400	125		2		2			15	5	250		23	20	50						
Sapp A B	53	120		3000	75	125	3	1	2		2	30	13	500	93	78		200	40					20
Reket E	25	55		800	25	25	2		3		2	23	25	350		23		250	80		3			30
— S	60	80		1400	25	15	5		2		2	18	10	400	5	25		200						
— Wm	3	20		100	45		1					5	100						10					
Young W	3	20		100					1			10		50										
Carson Geo	70	30		1500	125	25	6	2	8		10	40	5	800	40	33		200						50
Guffey Thos	15	85		1000	125		1	2	2			6	16	400				150	80					
Scherer Sam	35	85		1000	25		3		2		3	20	20	400	11	17		205						20
— J H	25	87		1000	125		3		2		1	10	6	350	6	19		300	200					
Criffin J S	20	20		400	10		2		2			13	15	300		30	13	100	75					28
Richardson S	12	28		400	10		1	1	1		1	9	8	150	5			100	15					20
Brown J H	11	69		600	200		2	2				19	1	350	20			30						100
Butler Chas	9	71		800			1		2			10	1	125				200	30					
Bober J B	3	130		1600	15			2	1		1	25	6	300				300						20
Moss J W	7	162		3000	200		2	2	1		2	12	8	600	25	55								
Bateman J G P	3	20		100			1		1					75				500						
Sedford W H	100	200		4000	300		4	2	2		10	14	10	600	80	20	20	500	20					
— O T	3	20		1000	500	40	2	1	1				20	400	20			400						
— J W	20	50		1000	30		2		2		3	10	25	350	15		20	200						
Shaw Wm	30	70		1000	25		2		2		1	16	6	205	30	14		250						
Criffin W M	30	100		1300	50		2		1		3	18	12	300		36	36	100						40
Backellor Geo	30	50		800	25				2		2	8	7	200			15	100						50

1192 3119 4825 2997 410 88 25 46 6 70 602 351 18965 549 869 180 6805 1932 30 1069

State of Mo, enumerated by me on the 18th day of July, 1870.

W. F. Brown, Asst Marshal.

YEAR ENDING JUNE 1, 1870.

1	Cotton. Bales (150 lbs.)	Wool. Lbs.	Peanut Beans.		POTATOES.		Orchard products. Dolls.	Wine. Gallons.	Produce of Market Gardens. Dolls.	DAIRY PRODUCTS.			SEED.			Hemp. Lbs.	Flax. Lbs.	Flax seed. Bush.	Silk cocoons. Lbs.	SUGAR.		MOLASSES.		BEES.		Forest products. Dolls.	Value of Home Manufactures. Dolls.	Value of animals slaughtered for sale for slaughter. Dolls.	Estimated value of all farm production, including herds, flocks, and additions to stock. Dolls.	TOTAL VALUE. Dolls.	2		
			Bush.	Bush.	Irish.	Sweet.				Butter. Lbs.	Cheese.* Lbs.	Milk sold. Gallons.	Hay. Tons.	Clover. Bush.	Grass. Bush.					Maple. Lbs.	Cane. Hths. (1,000 lbs.)	Gallons.	Wax. Lbs.	Honey. Lbs.									
			25	26	27	28				29	30	31	32	33	34					35	36	37	38	39	40							41	42
		173					25				200			7									15	6	40		20	600	300	1			
2		50					5				200			10									8				20	80	50	300	2		
3		12					10				100												5	10			10	60	175	3			
4		12		10																			5	4		25	5	20	40	175	4		
5		45		40							200			5														80	140	200	5		
6		63		50			10				200			2												6	100	10	200	150	800	6	
7		54		45			9				200												5	40			100	10	83	100	300	7	
8		66		5							100			2									5	7			3	10	50	175	8		
9		20		30							100			8									3	40				40	75	200	9		
10																							5	30						100	10		
11		20		9							150												5	6		25		20	40	150	11		
12		40		50							100			4									5	25	2	20		30	40	200	12		
13		10		16							100															1	5		15	60	125	13	
14		78		2							300			12												15	300	30	200	150	600	14	
15		36		15							150																60	30	80	75	300	15	
16				2							100																5	100	3	25	150	16	
17		32		15							100																50		30	40	175	17	
18		30									200																	10	30	30	140	18	
19		65		15							100			15														12	60	75	500	19	
20		53		3										1													10	100	10	113	75	300	20
21		400		50			1				200			2									5	80	25	300		100	90	350	21		
22																												6	40	100	22		
23				25																											100	23	
24		150									500			15									5	100		100	10	100	500	600	24		
25				20																											200	25	
26		25		12			20				200			4									5	27			6	80	800	400	26		
27		27		12							100												5	13			5	40	50	300	27		
28		25									200												5	40			6	40	40	200	28		
29		20									100												5	40			50	10	30	40	150	29	
30		28		16																								8	10	5	100	30	
31		18		30							250																	75	41	25	125	31	
32		30									100			6									5	40			20	25	60	300	32		
33		30					100				100			2															75	400	33		
34				20																											100	34	
35		36					800				200			20									5	100	5	30		150	300	1000	35		
36				40																											400	36	
37		26									200												5	30			15	25	150	300	37		
38		40									150			3															75	60	200	38	
39		40		30							200												5	20			20	25	60	220	39		
40		18		3			1				200																	10	60	60	275	40	
		1670		12			975				5200			121									675		75	1405	848	1948	3890	11185			

* This will include only such cheese as is made upon the farm. Milk sent to cheese factories will be regarded as milk sold off the farm.

SCHEDULE 3.—Productions of Agriculture in Elm Township, in the County of Fulton, in the

Post Office: Martinsburg



1	ACRES OF LAND.			PRESENT CASH VALUE.		7	LIVE STOCK, JUNE 1, 1870.								PRODUCE DURING THE YEAR.										
	2	UNIMPROVED.		5	6		Dolls.	Dolls.	8	9	10	11	12	13	14	15	WHEAT.								
		3	4														16	17	18	19	20	21	22	23	24
	No.	No.	No.	Dolls.	Dolls.	Dolls.	No.	No.	No.	No.	No.	No.	No.	No.	Dolls.	Bush.	Bush.	Bush.	Bush.	Bush.	Bush.	Bush.	Lbs.	Lbs.	
1	Bacallen W.	3	20		100			2	1				4	3	200										
2	Joc	13	27		1100	25				1	2				7	100			15	100					
3	Rendell C.J.	50	80		1600	100		3	5				8	3	350	74				300	200				
4	Bradshaw Wm	30	50		800	10	10	4	3		2	18	10	500	40	50			100	20					
5	Es	40	90		1000	75	15	7	3		3	30	6	700	20	50			100	30					
6	J	3	20		100					1				5	30	5			30					20	
7	Phom S.S.	46	105		1300	15		1	1	2	10		11	300	11	24	34	100	35						
8	White B.B.	20	100		700	30		2	2					4	250										
9	Buster W.B.	50	110		1300	10		2	2			24	9	300			38	300						50	
10	Je	15	45		600	100		2	3					7	250	25	20		150	30					
11	Mullin C.J.	15	25		400	20		1	2		2	15	9	200	13				90					40	
12	Harley Jor	3	20		100			2	2					2	250	8			200					150	
13	Patterson Wm	12	68		800		5	7	3	2			13	1	500		6	8	50	40		3			
14	Franklin J	90	70		1000	50		3	1	3		1	21	7	450		20	7	300						
15	Mad Jor	12	28		250	140		3	1		2		3	350	40				100	50					
16	Winn Wm	40	70		1600	25		3	2		3	20	8	400	40	06			50	33				800	
17	Jones Geo.	45	35		2000	25		3	4		7	26	16	400	45	45			200						
18	McFarland Wm	12	68		600	15		3	4				8	8	400				200						
19	Hopkins Z	70	75		1400	50	5	3	3	2	1	35	11	400	15	47	36	300	32					300	
20	West Noah	20	100		1200	25	8	3	1		5	15	12	400	18	28			200	80					
21	Barton Wm	50	90		1200	25	60	2	2	2		13	10	400	12	50	33	150	55						
22	Kayser W.	40	80		1200	70		2	3		3	30	7	350	12				200	60					
23	Franklin J	6	34		400	10				2		12	7	100		10			100						
24	Key Wm.	15	45		500	30		4	3			20	9	400	10	20			200						
25	Byrd J.W.	3	20		100	100		1	1				1	7	125	30			200	50				100	
26	Jones S	13	27		400	20		2	2		3	12	8	250			60	50						50	
27	Conrad W.	9	71		500					2			7	4	600		24	20	125					25	
28	Jensen W.C.M.	20	100		1200	15		1	2			15	12	140				8	100					80	
29	Logan J	20	25		300	15		2	1				7	200					200	100				100	
30	Wapp A.S.	60	75		2000	25	25	3	6	2	4	17	10	500		20	20	350	200			15			
31	Jensen Wm	55	70		1000	50		2	2		3			2	300		70		200		30				
32	Kasada A.S.	70	50		1200	50		7	5		10	15	5	700	16	50		300	100		15		75		
33	West Burnett	40	80		1200	30		2	3			5	12	260	11				100	95					
34	Kasada G	23	45		600			2	1		5			300	10	35			200	30					
35	West Jor	3	37		200			1	7		4			2	170										
36	Mulhey A.W.	7	33		400	150		1	1				9	3	160				100						
37	Emm	50	70		1200	10		2	2		1	26	12	300		45	35	100	60					60	
38	Wm	10	70		800	150		1	2					6	3	100				150	40				
39	West W.S.	20	70		1000		6	2	2			13	9	300	20	30			300	50				1000	
40	Buck	15	45		600	25	6	3	2		1	6	10	400	40	40			200	40				300	

1117 2412 251 36350 1190 135 914 7 92 6 71 406 281 12245 515 1490 314 6315 1430 63 3150


State of Missouri, enumerated by me on the 20th day of July, 1870.

W. B. Brown, Ass't Marshal.

YEAR ENDING JUNE 1, 1870.

No.	YEAR ENDING JUNE 1, 1870.																									TOTAL VALUE.				
	Cotton. Bales (50 lbs.)	Wool. Lbs.	Peas and Beans. Bush.	POTATOES.		Orchard products. Dolls.	Wine. Gallons.	Produce of Market Gardens. Dolls.	DAIRY PRODUCTS.			SEED.			Hops. Lbs.	Hemp. Tons.	Flax. Lbs.	Flaxseed. Bush.	SILK cocoon. Lbs.	SUGAR.		Molasses. Gallons.	RESIN.		Forest products. Dolls.	Value of Home Manufactures. Dolls.	Value of animals slaughtered or sold for slaughter. Dolls.	Estimated value of all farm produc- tion, including bet- termanured addi- tions to stock. Dolls.		
				Irish. Bush.	Sweet. Bush.				Butter. Lbs.	Cheese.* Lbs.	Milk sold. Gallons.	Hay. Tons.	Clover. Bush.	Grass. Bush.						Maple. Lbs.	Cane. Hhds. (1,000 lbs.)		Wax. Lbs.	Honey. Lbs.						
25	26	27	28	29	30	31	32	33	34	35	36	37	38	39	40	41	42	43	44	45	46	47	48	49	50	51	52			
1																										20	50	125	1	
2		10		16				100																	10	20	40	190	2	
3		64		30				200			6											40			70	100	500	3		
4		30		10		5		200			5												40		25	100	360	4		
5		50		15				200															200	10		50	400	5		
6				8				100																		20	50	165	6	
7		10	1	10				300			5											25			15	25	240	7		
8				12				200																10		20	100	8		
9		64						100			1													20	86	50	260	9		
10								50															100		15	40	175	10		
11		20	2	20				100			2											59				40	200	11		
12								100																	5	40	150	12		
13		25		10				50														26		3	40	160	13			
14		47		20				200			6												5260	565	80	300	14			
15				10				100																10	15	250	15			
16		35	1	20				200																10	35	40	500	16		
17		60						300																10	50	75	375	17		
18								200														30		10	20	30	200	18		
19		50				10		100			8											25			40	100	375	19		
20		30		8				200														21	25	40	40	150	375	20		
21		32		15				100																		40	75	360	21	
22		58		30				300			8															90	80	360	22	
23		32						100																		13	60	200	23	
24		45						100														30	75	5	60	50	250	24		
25				20																		25		10	25	40	200	25		
26		25		20				150														19		25	30	50	150	26		
27		16		7				100														50		10	30	40	150	27		
28		14	1	10				300														30		5	28	70	240	28		
29				10				200														52				38	50	200	29	
30		60	1	20				150			7											25	10	50	50	65	340	30		
31				6		10		200			3											30				40	360	31		
32		100		45				150			8											20	5	40	100	40	550	32		
33		6	2	1				200			10											20				9	85	240	33	
34				10				100			6																225	300	34	
35																											25	30	125	35
36		20		8				100																				140	36	
37		60		25				200			1											75				90	125	260	37	
38		12		10				200																			20	30	200	38
39		40		30				200														30				50	100	350	39	
40		30		25				100			3											15				30	50	250	40	
	1040	8		0-17		25		6000			19										667	20	780	250	1249	2640	10595			

* This will include only such cheese as is made upon the farm. Milk sent to cheese factories will be regarded as milk sold off the farm.



SCHEDULE 3.—Productions of Agriculture in Elin Township, in the County of Pulman, in the

Post Office: Martinsburg

Name of Agent, Owner, or Manager.	ACRES OF LAND.			PRESENT CASH VALUE.		Total amount of wages paid during the year, including value of board.	LIVE STOCK, JUNE 1, 1870.								PRODUCE DURING THE YEAR.								
	Improved.	UNIMPROVED.		Of farm.	Of farming implements and machinery.		Horses.	Mules and Asses.	Milch Cows.	Working Oxen.	Other Cattle.	Sheep.	Swine.	Value of ALL live stock.	WHEAT.		Rye.	Indian Corn.	Oats.	Barley.	Buckwheat.	Rice.	Tobacco.
		Woodland.	Other unimproved.												Spring.	Winter.							
	No.	No.	No.	Dolla.	Dolla.		Dolla.	No.	No.	No.	No.	No.	No.	Dolla.	Bush.	Bush.	Bush.	Bush.	Bush.	Bush.	Bush.	Lbs.	Lbs.
1	2	3	4	5	6	7	8	9	10	11	12	13	14	15	16	17	18	19	20	21	22	23	24
Casada Jo	23	37		800	125		2	2			12	13	350	25	40		350	60					
Wright ZL	3	20		100	100		2						250		50		500					200	
Miller J & M R	80	135		2000	400	100	3	1	12		130	15	8300				1150	130					
Johnson D	70	37		800		30			1	2			4	140		60							
— I. A.	15	25		400	10		1		2				4	150		30	10	200					
— B	15	30		500	5				1				10	50	10		300						
— C	45	61		2000	15	100			2				11	120	215	20	24	400					
Love A C	75	125		2000	200	50	8		3		4		10	500	70	4	250	150					
— J J	14	26		400	10		2		1				14	75									
Narrin J J	3	20		100			2		1					200	35	22		500	20				
Callum J W	20	44		700	35		1		2				8	160	15		50	100				30	
Lybstrap J M	14	26		400	10		2		2				9	9	300		6	200				100	
Summers M	3	20		100	20		2		1				5	5	260								
Callum J M	12	32		400	15		2		1		1		8	11	250	5		100				600	
Say. June	14	20		1000					1	2	1		6	150	7		5	30				12	
Seogy A.	3	80	100	400			2							300									
Pickens J B	30	80		1200	50	10	3		1		9	6	7	400	40		300	100					
Moss C B	60	20		100												90		250					
Kutcher Am	60	32		900			1							75	45		80	90					
Lowels Wrat	90	209		2000	100	250	4		3		14		10	600	40	60	1100	100					
Pickens J W	50	200		2000	50		3		2				5	300			400						
Alexander J W	27	30		1000							1			30	60		1080	220					
Hankins C	10	37		800	125		2		2				1	8	300	10		100					
Smith S	63	106		800	250	10	2	2	2		1	6	16	600	33	11	50	200	25			50	
Beck Wm	3	20		100			1		1		3	6	6	175			150	150					
Johnson J	100	30		1300	30	10	3		1				40	10	440		20	20	100	50			
— J M	25	7		500	5	12	1						15	6	150		50	13	100			100	
Carson J P	100	30		3800	10	25	3						10	8	300	400		160	160	125			
Chard Jas	3	20		100	20		2		1				2	200									
Carroll W R	15	65		800	20				2	1		1	9	3	200		27	13	50	45			30
Mallent J W	18	42		800	15		1	1	1		2		2	290			100					200	
Baugh J W	62	48		600	15		1		1				12	12	140			40				100	
Scott W M	3	20		100					1				1	40									
— A W	6	144		500			1							50		12	10	100				100	
Baugh Harris	80	27		4000	60	100	3		5		4	14	48	700		300		300	75			10	
Bestal W	15	15		300	200		1		2		1	6	10	115	15		10	300	10			600	
Gray J W	14	20		400	15				1				5	140	25		20	75					
Parson W M	20	20		400	10		1		1				8	13	360			100				25	
Thinder J W	40	64		3000	15	10	3		1				12	17	300		8	200	40				
Bestal C	3	20		100	20		3	1	1					40			12	200					

1352 2579 100 3000 1500 707 68 7 60 4 172 200 303 1222 860 800 293 7505 1510 2157

State of Mo., enumerated by me on the 22nd day of July, 1870.
W. F. Brown, Ass't Marshal.

YEAR ENDING JUNE 1, 1870.

1	2	3	POTATOES.		Orchard products.	Wine.	Produce of Market Gardens.	DAIRY PRODUCTS.			SEED.			SUGAR.			.DEES.		Forest products.	Value of Home Manufactures.	Value of animals slaughtered for slaughter.	TOTAL VALUE.								
			Cotton.	Wool.				Pens and Beams.	Irish.	Sweet.	Butter.	Cheese.*	Milk sold.	Hay.	Clover.	Grass.	Hops.	Hemp.					Flax.	Flax-seed.	Silk cocoons.	Maple.	Cane.	Molasses.	Wax.	Honey.
1	18		15					150			2								25			20	80	400						
2	19		6					100											18			25	75	200						
3	40		25					200														20	2400	400						
4	25																							100						
5	25		30					100														20	50	200						
6			40					100											20				40	200						
7	25	1	25					100			3								25				60	350						
8			40					150			20								15		5		75	500						
9																								180						
10			20																			100	10	150						
11	15		20		4																	10	25	240						
12	18		20					100														20	90	200						
13																								100						
14	10							100											20			20	20	140						
15		1	12								5											5	40	125						
16																								100						
17	19							105			10											27	100	340						
18	16		10					100									200						5	340						
19											6													200						
20			10					150			4												100	300						
21																								200						
22	100		10		20						10								30					500						
23	12	12			10			100			2											50	50	240						
24	28				10			200			1								20			40	100	340						
25	25							100			5											20	50	200						
26	80							100			2											50	140	305						
27	35		10					100			4											3	100	220						
28	40		20		100			300			3										100	12	20	125	375					
29	18							100							40	1							22	15	200					
30																									160					
31			18					100															100		200					
32	20		7					100										50				20	25	140						
33																									100					
34			5					100											50				25	115						
35	25		7					150			8						1200		30	10	100	50	75	420						
36	20		30					100											40			50	75	200						
37	5	2	40					100											40				40	200						
38	8	1	6					100															50	200						
39	24	1	20					100													206		50	240						
40	24	1	6					100											10			36	100	200						
	671	19	402		144			3405			85				40	1	1450		348	10	406	45	610	4250	9580					

* This will include only such cheese as is made upon the farm. Milk sent to cheese factories will be regarded as milk sold off the farm.

State of Mo., enumerated by me on the 23rd day of July, 1870.
C. F. Brown, Ass't Marshal.

YEAR ENDING JUNE 1, 1870.

Cotton. Bales (50 lbs.)	Wool. Lbs.	Pine and Berries. Bush.	POTATOES.		Orchard products. Dolls.	Wine. Gallons.	Produce of Market Gardens. Dolls.	DAIRY PRODUCTS.			Hay. Tons.	SEED.			Hops. Lbs.	Hemp. Tons.	Flax. Lbs.	Flax-seed. Bush.	Silk cocoons. Lbs.	SUGAR.		Molasses. Gallons.	BEES.		Forest products. Dolls.	Home Manufactures. Dolls.	Value of animals slaughtered or sold for slaughter. Dolls.	TOTAL VALUE.	
			Fish. Dush.	Sweet. Bush.				Butter. Lbs.	Cheese. Lbs.	Milk sold. Gallons.		Clover. Bush.	Grass. Bush.	Maple. Lbs.						Cane. 11bts. (1,000 lbs.)	Wax. Lbs.		Honey. Lbs.	Dolls.					
25	26	27	28	29	30	31	32	33	34	35	36	37	38	39	40	41	42	43	44	45	46	47	48	49	50	51	52		
																											100	1	
	40		100		40			175			20												40		35	100	900	2	
	120		20		100			250			20												48		80	100	600	3	
																												100	4
																												100	5
	40	20						200			3											520				75	200	6	
	46		5		60			200														56			100	100	300	7	
	40		20					200			3													5	100	50	300	8	
																												150	9
	8		25					150			6											530		5	5	30	200	10	
	30	3	10					100														520		5	12	50	200	11	
	30		25					200			6											540				31	30	290	12
	700		7		30			400			100									150		70	10	19	25	25	100	3500	13
																												100	14
																												200	15
	40		20					300														525		500		14	900	16	
	30		15					140			10											5		10	20	100	360	17	
	40		20					300														25	25	300		14	300	18	
																													19
																													20
																													21
																													22
																													23
																													24
																													25
																													26
																													27
																													28
																													29
																													30
																													31
																													32
																													33
																													34
																													35
																													36
																													37
																													38
																													39
																													40
	1164	23	207		230			2025			168								150		176	35	885	50	423	993	8800		

I, C. F. Brown, assist U. S. Marshall, do hereby certify that the foregoing is a true copy of the original schedule No. three in the Township of Eden and county of Putnam state of Missouri and that the original was well and fully taken as per directions rec'd from the Interior and under of the oath of my office.

Attest: C. F. Brown
 assist U. S. Marshall.

This Aug 16th 1870
 Madison town

P.S. containing fifteen 15 pages in all.

* This will include only such cheese as is made upon the farm. Milk sent to cheese factories will be regarded as milk sold off the farm.

State of Mo, enumerated by me on the 25th day of July, 1870.
W.F. Brown, Ass't Marshal.

YEAR ENDING JUNE 1, 1870.																							TOTAL VALUE.					
Cotton. Bales (50 lbs.)	Wool. Lbs.	Peas and Beans. Bush.	POTATOES.		Orchard products. Dolls.	Wine. Gallons.	Produce of Market Gardens. Dolls.	DAIRY PRODUCTS.				SEED.				SUGAR.			DEBS.			Value of animals slaughtered for slaughter. Dolls.	Estimated value of all farm production, including betterments and additions to stock. Dolls.					
			Irish. Bush.	Sweet. Bush.				Butter. Lbs.	Cheese* Lbs.	Milk sold. Gallons.	Hay. Tons.	Clover. Bush.	Grass. Bush.	Hops. Lbs.	Hemp. Tons.	Flax. Lbs.	Flax-seed. Bush.	Silk cocoons. Lbs.	Maple. Lbs.	Cane. Hds. (1,000 lbs.)	Molasses. Gallons.			Wax. Lbs.	Honey. Lbs.	Forest products. Dolls.	Value of Home Manufactures. Dolls.	
25	26	27	28	29	30	31	32	33	34	35	36	37	38	39	40	41	42	43	44	45	46	47	48	49	50	51	52	
	100	1	25		100			150			30				15						5	10	25	10	150	650	1	
								200													5		10		50	140	2	
	14		5					100			3				20	1					5	15	150		60	200	3	
	11		5					130													5		3		20	160	4	
			50					130			5										5		30	10	100	240	5	
	30		12					100													5		5	30	50	240	6	
	30	1	30		125			150			20	4											40	5	100	142	685	7
			5	5																							40	8
	39	3	40					150			4										5	30	100	3	75	225	400	9
	35		25					50													5		10	35	80	260	10	
	30							180			12														15	30	300	11
	56							100																		120	190	12
			30																								200	13
	16		20					250			5										5			10	100	400	14	
	30							140			8																500	15
																											300	16
																											50	17
																											120	18
	45		20					200																		40	260	19
	20							200																5	40	75	240	20
	26	3	20					150																			220	21
																								10	75	10	10	22
	14		40					150																			380	23
	27	1	100					200																			600	24
	15							100																			300	25
	20							100																			340	26
	25		15					100																			200	27
			20					180																			290	28
	40		15					200			4																360	29
	40		20					200																			400	30
	90		10		15			100																			230	31
																											200	32
	70		10					100			6																1000	33
	10		4																								100	34
	42		20		40			200			1						2										500	35
																											50	36
			10					150																			160	37
	200	1	50					300			20																4000	38
	15		12					140																			120	39
	40		50					100																			260	40
	1130	15	663		280			4740			118	4	15		20	2											13550	40

* This will include only such cheese as is made upon the farm. Milk sent to cheese factories will be regarded as milk sold off the farm.

SCHEDULE 3.—Productions of Agriculture in Grant Eden Township, in the County of Putnam, in the

Post Office: Martinsburg



1	Name of Agent, Owner, or Manager.	ACRES OF LAND.			PRESENT CASH VALUE.		7	LIVE STOCK, JUNE 1, 1870.								PRODUCE DURING THE YEAR.								
		Improved.	UNIMPROVED.		Of farm.	Of farming implements and machinery.		Horses.	Mules and Asses.	Milch Cows.	Working Oxen.	Other Cattle.	Sheep.	Swine.	Value of All Live Stock.	WHEAT.		Eye.	Indian Corn.	Oats.	Barley.	Buckwheat.	Rice.	Tobacco.
			Woodland.	Other unimproved.												Dolls.	Dolls.							
		No.	No.	No.	Dolls.	Dolls.		Dolls.	No.	No.	No.	No.	No.	No.	No.	Dolls.	Bush.	Bush.	Bush.	Bush.	Bush.	Bush.	Bush.	Lbs.
2	3	4	5	6	7	8	9	10	11	12	13	14	15	16	17	18	19	20	21	22	23	24		
1	Baigrauer M	200	90	23	5000	175	50	5	8	6	2	20	30	50	1500		50		800	219				
2	J	3	20		1000	20		2		2		1	8	11	300									
3	Ford J.	100	131		3500	200	200	6	3	4		20	33	35	1000	80	30		150	87				
4	Baigrauer G.	50	80		2800	100		1							150				25					
5	Baukman H.	3	20		100	100		2		1			3	4	240	30			200	80				
6	Bodkins La	3	20		100	100		2		1			27	3	200									
7	F	3	20		100	100	50	2	1	3			50	20	300	60	32		400	50				
8	Mills Jm	250	280	70	3800	300	800	27	4	7		9		35	4000	300			600	70				
9	Z	30	150		2000								11		100				25					
10	Davis J	3	20		100	190		6		7		10	21	3	800									
11	Goodwin R	18	45		500	25		4		2		2	7	15	1350			6	130					
12	J	10	64		500	15	50	1		2			13	7	180			1	100					
13	Rhodes J	50	70		200	140		4	2	2	5	5	7	500	25			175	59					
14	Mercer J	25	53		800	25		1		1			4	10	140	50			200	75				
15	Barber F. Co.	10	30		400	25		2		1			8	7	230		30		100					50
16	Rhodes J	50	108		1500	25	50	1		2				8	160	40			75					
17	Beatty Paul	20	60		800	25		2		3		2	3	13	260	50			125	30				
18	Beatty Geo	40	40		800	25		1		2	2	3		20	300	30		34	200					80
19	Dallas Jm	10	26		300																			
20	Walters Jm	60	126		2000	15				1	6		18	14	300									
21	Benford Jm	100	340		4000	200	500	8	1	3			30	30	1200		40		800	90				
22	Coop Flor	30	50		900	10	20	3		4	2	1	8	20	600	25	20		1000	30		1		150
23	Terrell Geo.	25	65		800	50		3		3				4	300	15			150			20		
24	Cerringer J	3	20		100			1					10	1	100			20	150					
25	Terrell Jm.	3	20		100	140		2		2				10	300		87		600	80				
26	Jas	12	28		400	20		3		2			23	8	200				200					40
27	May Jm.	100	193		2000	140	20	2	1	4		2	31	12	600		185		500	240				20
28	Speaks Jls.	53	62		1000	150	40	4		4		7	14	20	500	13	120	30	800		25			100
29	Ballard P.W.	25	35		600	15		1		1		1	14	5	150				200					
30	Brooks T	40	6		400	10	10	1		3				6	140		26	40	180	20				200
31	Bennet W Co	3	20		100	25		2		1				1	200									
32	Archer Geo.	40	190		2500	100		2		2				5	240				140	100				40
33	Ellis B	30	70		1000	70		1		1		2		2	100				200					10
34	Martin J	50	90		1400	25	17	1		3		4	17	7	300	38	58	60	300	30				
35	Centers W	7	33		400					1		1		2	40				200					100
36	Cattin W	3	20		100	10		2		1		1		11	250		30		125	30				20
37	Coop R	3	20		100			1		1			10		120				200					
38	Ford J.W.	40	85		1000	20		2		1		3	20	6	280		20		200		20			200
39	Cooper B	8	12		200	15				1			1	1	40				100					
40	Cerringer W.B.	30	110		1000	25		2		1		1	20	17	350	20	30		24	100				300
		1545	2908	93	43700	2560	1807	110	18	86	11	95	459	430	17070	1746	758	190	9294	1390		66		1310

Grant

SCHEDULE 3.—Productions of Agriculture in Elva Township, in the County of Putnam, in the



Post Office: Martinsburg

Name of Agent, Owner, or Manager.	ACRES OF LAND.			PRESENT CASH VALUE.		Total amount of wages paid during the year, including value of board.	LIVE STOCK, JUNE 1, 1870.								PRODUCE DURING THE YEAR.										
	Improved.	UNIMPROVED.		Of farm.	Of farming implements and machinery.		Dolls.	Dolls.	Horses.	Mules and Asses.	Milch Cows.	Working Oxen.	Other Cattle.	Sheep.	Swine.	Value of all live stock.	WHEAT.		Rye.	Indian Corn.	Oats.	Barley.	Buckwheat.	Rice.	Tobacco.
		No.	Wood-land.														Other unimproved.	No.							
1	2	3	4	5	6	7	8	9	10	11	12	13	14	15	16	17	18	19	20	21	22	23	24	25	26
Allison Leab	15	25		400					1			4		40	17			20							10
Keagle Jas	30	10		300	25	25	1	2		10	2			190		30	2	40	70						
Briggs S.	20	10		500	25	10	2	3		12	3			190	50	3		100	60						
Blankenship Co	15	25		400	10		1	1		4	2			100			40	300	40					100	
McClellan Mr	3	20		100	100		4			15	10	1		300	30	50		100	20						
Henderson G	49	69		800	30		2	3		11	8	3		250	60		60	200							
Brown S.	50	43		1000	200		4	2	3		30	5		300	10	15	20	300	400						
Garr Mr	85	15		1000	40		2	4		13	10	3		380		50			50						300
Pickensburg Jr	25	150		2500	400	175	3	5		33	10	5		600					100						
	22	38		1900		50										30		60							
	12	68		900											10			25							
Wauzy Jr	3	20		200			1			1		5		100		86		75	50						
Keagle E	20	20		300	10		1	3	2	15	7			180		35	8	50	50					700	
S	25	75		1000	50		2	2		10	6	2		300		50		150	75						
Maupin E.	12	100		700	10		3	1		9	8	1		300		12		60	35						15
	30	90		900	125		2	2		11	7	2		250	40		25	150	30						
Speck Geo.	65	115		2500	200	25	5	3		20	20	12	1000		30	70		200	50						

483 913 15800 1245 285 33 2 34 3 5 107 29 4680 197 431 155 1630 1094 1125
 195 1096

State of Mo., enumerated by me on the 26th day of July, 1870.
Chas. Brown, Ass't Marshal.


YEAR ENDING JUNE 1, 1870.

	CATEGORIES																									TOTAL VALUE.				
	Cotton.	Wool.	Peas and Beans.	POTATOES.		Orchard products.	Wine.	Produce of Market Gardens.	DAIRY PRODUCTS.			SEED.			Flax.	Flax-seed.	Silk cocoon.	SUGAR.		Molasses.	BEES.		Forest products.	Value of Home Manufactures.	Value of animals slaughtered or sold for slaughter.	Estimated value of stock, including improvements and additions to stock.				
	Bales (50 lbs.)	Lbs.	Bush.	Bush.	Bush.	Dolls.	Gallons.	Dolls.	Lbs.	Lbs.	Gallons.	Tons.	Bush.	Bush.	Lbs.	Tons.	Lbs.	Bush.	Lbs.	Hds. (1,000 lbs.)	Gallons.	Lbs.	Lbs.	Dolls.	Dolls.	Dolls.		Dolls.		
25	26	27	28	29	30	31	32	33	34	35	36	37	38	39	40	41	42	43	44	45	46	47	48	49	50	51	52			
1			1	4				100																		100	100	1		
2		40		10		5		140													44			5		40	200	2		
3		10		10		5		140													14	10	80		40	60	300	3		
4		30		10				100													15				40	90	300	4		
5		20						100			2													2	50	80	300	5		
6		24		50		50		240			4										36				30	40	590	6		
7		70		25				240													20				100	25	400	7		
8		30		70				180			8									20					40	50	340	8		
9		85						200												50						300	1000	9		
10																											600	10		
11																			162								500	11		
12		50						100			1										35			5	10	40	300	12		
13		26						200													30				60	145	390	13		
14		30		10				140													22				60	40	300	14		
15		20		12				100																	5	20	30	200	15	
16		30		20				140																	50	80	300	16		
17		45		15		40		200			4										35	10	100	5	70	700	17			
18																												18		
19																												19		
20																												20		
21																												21		
22																												22		
23																												23		
24																												24		
25																												25		
26																												26		
27																												27		
28																												28		
29																												29		
30																												30		
31																												31		
32																												32		
33																												33		
34																												34		
35																												35		
36																												36		
37																												37		
38																												38		
39																												39		
40																												40		
	540		1					2320			19									232				30	150	22	500	1070	6625	

* This will include only such cheese as is made upon the farm. Milk sent to cheese factories will be regarded as milk sold off the farm.

SCHEDULE 3.—Productions of Agriculture in Jackson Township, in the County of Putnam, in the

Post Office: Unionville



Name of Agent, Owner, or Manager.	ACRES OF LAND.			PRESENT CASH VALUE.		Total amount of wages paid during the year, including value of board.	LIVE STOCK, JUNE 1, 1870.								PRODUCE DURING THE YEAR.																															
	Improved.	UNIMPROVED.		Of farm.	Of farming implements and machinery.		Horses.	Mules and Asses.	Milch Cows.	Working Oxen.	Other Cattle.	Sheep.	Swine.	Value of All Live Stock.	WHEAT.		Rye.	Indian Corn.	Oats.	Barley.	Buckwheat.	Rice.	Tobacco.																							
		No.	Wood-land.												Other unimproved.	Dolls.								Dolls.	No.	No.	No.	No.	No.	No.	No.	Dolls.	Spring.	Winter.	Bush.	Bush.	Bush.	Bush.	Bush.	Bush.	Lbs.	Lbs.				
1	2	3	4	5	6	7	8	9	10	11	12	13	14	15	16	17	18	19	20	21	22	23	24																							
Olyear Charles	40	60		800	25		1			1		5	100			23	200																													
Alexander Mauley	25			200	10		2		2	1			200				20						60																							
Clapper James	80	52		600	110		3		2	2	28	32	350	35			200	200																												
Thompson Jno	20			200	25		4		2	1		1	200				50	20			30																									
Collins Solomon	10			100	5		1						2	100			80																													
Kudner H	30	90		1000	100	40	3	1	1		4		30	300	37		115	300	200				30																							
Seely James	90	100	110	2000	50	50	3				2		14	240																																
Bonebright John	150	250		2500	100	25	8		9		20	44	36	1000	41	53	40	500	400																											
Gibson Matthew S.	1	40		100	15		2		1		1		5	225				15																												
Bass Solomon	28			380	50		2		1			11		225				200	150																											
Denny Amos	25	15		400	40		5		2		6		9	420	30			150	100																											
Clapper Lewis	80	50		2000	125	75	5		2		20		35	1200	24	25	70	800	380																											
McKay J A	35			600			2		2		3	22	30	320	26	45	52	400																												
Haugler Jno	160	40		4000	100	100	7		8		33	80	40	1400		100		1000						200																						
Shuster Jno W	15	25		200	10				2	1		2	16	11	225		18	32	100					75																						
Watkins G. G.	65	15		1000	200	25	6		4		6	8	12	500			50	300																												
Reed Asa	20			200	100		1		2		4	14	8	225				300						50																						
Hard Mary	20	20		300	40		3		1		2		11	275				100	100																											
Luller R. A.	100	60		1800	125	25	5		1		8	28	38	420	40	16	48	400	100					100																						
Lily Henry	35	66		800	45		2		4		3	30	25	350	32	15	15	400	20					50																						
Dickson Geo	70	50		1800		75	1		2	2	2	12	12	275		23		75																												
Henry G.	3	70	47	1200		25	1		1			8	6	120		45																														
Nicholas	60	290		2000	25	25	2		3	2	5	15	14	450				50	30																											
Hurlbut Idas	4	36		300	8		2		1		3	8	16	150				300	60					300																						
Hewes Benj	80	120		1500	100		2		4	4	3	5	14	500	80		40	300	110																											
Moses Lewis	7			75	25				2			12	8	225				60						25																						
Hurlbut Mrs.	60		50	500	10	50	2		1		2	11	2	200			94		50					50																						
Dickson Robt	80	20		1200	100	30	5		1		3	22	9	420				250						30																						
Beake Geo	40	122		1600	125	10	2		2		6	8	3	250		50	40	400																												
Holden R. R.	60	30		1000	130	35	4		6		19	16	17	900	36			600	90																											
Hurlbut David	40	5		450	25		2		2		3	8	15	300		18	17	150	40					100																						
McClure Arthur	30	61		1000	35		2		4		10	6	10	400	8	7	17	100	50																											
Corbin James	50	30		1000	175		5		4		8	12	16	600	47			200	200																											
Marshall John	35	16		400	25		2				1	5	5	200		19	19	100	65					300																						
Coffman Henry	18	25		400	75		2		1				8	225				200																												
Houston J. G.	50	65		1200	150		6	2	2		4	18	18	550	40	32	20	150	200																											
Hest Saml W	25			300	20		1		2		3	10	11	200	25			300	130					30																						
Houston G. H.	15			200	50		2		2		4	6	2	300	8	10		200	110																											
Williamson Wm	45	17		800	10		2		1		2	6	99	300	20		8	300	70																											
Martin	40	23		600	50		4		1				10	250				100																												
Totals																								1839	263	207	15705	2363	70	114	7	85	8	28	469	509	1075	527	631	585	1050	2770		80		1350
Totals (with handwritten corrections)																								1844	1863	207	15805	2363	575	114	7	85	8	28	469	559	15105	527	631	606	9400	2780		80		1350

State of Missouri, enumerated by me on the 18th day of July, 1870.
Robert Little, Ass't Marshal.

YEAR ENDING JUNE 1, 1870.

1	2	3	POTATOES.		Orchard products.	Wine.	Produce of Market Gardens.	DAIRY PRODUCTS.			Hay.	SEED.		Hops.	Hemp.	Flax.	Flax-seed.	SILK COCOONS.	SUGAR.		Molasses.	BEES.		Forest products.	Value of Home Manufactures.	Value of animals slaughtered or sold for slaughter.	TOTAL VALUE.		
			Irish.	Sweet.				Butter.	Cheese.*	Milk sold.		Clover.	Grass.						Maple.	Hds. (1,000 lbs.)		Wax.	Honey.					Dolls.	Dolls.
25	26	27	28	29	30	31	32	33	34	35	36	37	38	39	40	41	42	43	44	45	46	47	48	49	50	51	52		
	19		20								2														20	40	195		
								10			3																30		
	54	3	25					50																		149	375		
								100			5														35	50	160		
		4																									40		
			12					10			20					20	2				15				12	75	500		
	80																										0225		
					50			500	120		20										40	10	100		75	300	1225		
	27		8					20			6																20	65	
	42							50			2										30				12	60	250		
			20					100			4										40				15	50	275		
	56		40					100			12																232	900	
	300		25					100			5														40	150	525		
	32	2	100			3		300			30													25	100	50	937	1877	
	15		40					100			10															30	54	265	
	18		20					200			20										40		300			150	515		
		1						50			5										40					50	300		
	42	3						50			3										27				8	50	170		
	35		100					200			14														40	120	610		
	25	2	30	2				100			7										25		25		30	90	450		
	12	2	20		175			100			10												5	125	30	60	425		
	29		10					20																	100	8	50	115	
	12		12		100			400			5													10	50	12	80	325	
			60					25			4										20				10	18	300		
	20		10					200			5										27				12	50	375		
	15		12					20			4										50				30	35	170		
	47		15	5				75			10		1								15				35	70	285		
	15		12	25	30			150			15		2								12	10	200		40	75	490		
	60	6	80	4				100			10										20		30		20	100	500		
	15		100					468			10										26				8	242	830		
	16	2	37					100			8													10	40	20	100	320	
	37	1	20					250			15															30	75	320	
	10		15					225			4										15				40	75	375		
		1	16																							18	40	160	
	60							50			3										30					30	170		
	17	1	20					200			12														150	50	100	480	
	12	1	50					50			4										15					10	20	300	
	18		35					50			1																5	50	230
			40					50																		15	50	290	
			8					50			5															5	100	185	
	140	39	1014	36	300	3		4778	120		193		3		20	2					487	70	1250		765	3997	15377		
	1145	29	1012	36	355	3		4678	120		193		3		20	2					487	70	1250		765	3997	15602		

* This will include only such cheese as is made upon the farm. Milk sent to cheese factories will be regarded as milk sold off the farm.

SCHEDULE 3.—Productions of Agriculture in Jackson Township, in the County of Putnam, in the Post Office: Monroville

Name of Agent, Owner, or Manager.	ACRES OF LAND.			PRESENT CASH VALUE.		Total amount of wages paid during the year, including value of board.	LIVE STOCK, JUNE 1, 1870.								PRODUCE DURING THE YEAR.									
	Improved.	UNIMPROVED.		Of farm.	Of farming implements and machinery.		Horses.	Mules and Asses.	Milch Cows.	Working Oxen.	Other Cattle.	Sheep.	Swine.	Value of all live stock.	WHEAT.				Oats.	Barley.	Buckwheat.	Rice.	Tobacco.	
		Wood-land.	Other unimproved.												Dolls.	Dolls.	Spring.	Winter.						Bye.
	No.	No.	No.	No.	No.		No.	No.	No.	No.	No.	No.	No.	Dolla.	Bush.	Bush.	Bush.	Bush.	Bush.	Bush.	Bush.	Libs.	Libs.	
1	2	3	4	5	6	7	8	9	10	11	12	13	14	15	16	17	18	19	20	21	22	23	24	
Johnson Elijah	80	70	70	2000	50		4	1	3		7	30	40	550		40	25	500	100					
Hand John	40	50		700	20		3		2		1	25	10	300				150						50
Sprague Ebn	20			300	30				1		1		2	30	7			20						
Kaup Daniel	80	50		800	225	50	4		2		34	25	35	1050	13	12		350	80					
London Mott	45	75		500	30		2		2			8	10	225				75						
Turner Robt	25	15		300	50	10	3		1		2	20	11	225		40	40	300						
Gaddis Amos	31			250	25	5	3		2		2	20	15	250	6			200	15					
Gaddis Mott	25			250	10		1		1		2		9	125	5			200	50					
Shafer Samuel	50	30	80	1000	100		5		2		5	14	16	370			100	700	40				50	
Martin John	25	15		200	25		3		2		3	20	4	200			30	300	50					100
Peru Joseph	12			150	50		2				7	8		125				200	25					
Heaven Ambrose	50			400	60		5		1		1	3	8	320	5			350	50					25
Beggors Peter	80	20		800	250		3	1	6		21	11	32	820	35		10	200	60					
Rekells Jonathan	50	20	70	1500	50	20	5		3		4	40	22	500	39	7	5	300	300					
Sykes Benj	8	72		400	25	30			3	2	7	11	10	320	6			75						
Knight W. B.	23		5	100	25		1		1			1	9	100				150	30					25
Johnson Albert	10		10	250	5		1		2	2	2		11	200	13			200						
Spivey Benj	12		8	250	15		2		2		1		9	250	10			200	30					5
West Walter W	200	180	266	5000	150	50	3	3	5		12	50	25	800	12	100	16	250	35			9		
Christians Ed	55	80	185	4000	50	75	5		14	2	50	6	10	1500		45	50	80	75					
Holden Andrew	25			200	10		2		1		1		8	175				200						100
Davisin Samuel	20			250	30		1		2		3	8	11	150	36				40					
Davis Eliakin	15			150	20		4		1		2	17	17	300	2			200	50					
Womack Wm	100	100	120	3000	200	100	7	1	8		14	50	20	900	30		40	500	20					50
Bruce David S.	25			200	10		1	1	1		1	9	13	225	9			150	50					25
Johnson J. H.	8	40	32	800	15		4		2		2	8	25	300	10		16	150	80					10
Statts S. D.	20			200	5		1					18	3	100	56			50						15
Bruce Amos W.	70	50		1200	50	100	3		2		4	20	16	300	21	30		200						
Hill Thos. B.	10	40	70	800	60		1	2	3		3	11	15	320	30			10	15					
McAfee M. C.	14			140	5				1	2	2	8	9	160				100	30					
McLowan Isaac	65	20	45	1200	25		3		4	2	7	11	16	400				50	100					
Leuasters Jackson	10		30	200	10		1				1	11	20	125			50	100	20					20
Barkley Hugh	70	40	10	1200	50	50	5	2	3		10	14	18	650	50	20	40	600	65		12			
Halls Bro. B.	55	20		1000	20		4	1	2		2	13	4	375			35	60	100					
Gate Morgan	8	32		250			3		1		1	4	7	200			12	50						
Quinn P. M.	23	2	16	300	15	5	3		2		2	11	13	275	8	4	25	250	35					300
McAfee Amos	30	30	31	900	75	15	4		4		11	10	13	700	46		6	75	25					
Leav Wm	60	24	4	4000	500	25	8		3		1	46	12	675	83			200	100					
Hand William	55	20	45	1200	140	170	9		5		9	29	28	825	65	60	18	600	300		10			
Ellis Jesse B.	25			300	125	15	1		2		1	10	8	150	17			75	60					
1444 1320 1093 36740 2610 725 120 12 102 10 235 596 577 1524 614 358 518 1950 2036 36 720 1634 1320 1093 36740 2610 725 120 12 102 10 235 596 577 1524 614 358 518 1950 2036 36 720																								

State of Missouri, enumerated by me on the 20th and 21st days of July, 1870.
Robert W. Little, Ass't Marshal.

YEAR ENDING JUNE 1, 1870.																									TOTAL VALUE.			
Cotton.	Wool.	Peas and Beans.	POTATOES.		Orchard products.	Wine.	Produce of Market Gardens.	DAIRY PRODUCTS.			SEED.			Hops.	Hemp.	Flax.	Flax-seed.	Silk cocoons.	SUGAR.		BEES.		Forest products.	Value of Home Manufactures.	Value of animals slaughtered or sold for slaughter.	Estimated value of stock, including terms and additions to stock.		
			Bales (400 lbs.)	Lbs.				Bush.	Bush.	Dolls.	Gallons.	Dolls.	Butter.						Cheese.*	Milk sold.	Hay.	Clover.					Grass.	Maple.
25	26	27	28	29	30	31	32	33	34	35	36	37	38	39	40	41	42	43	44	45	46	47	48	49	50	51	52	
	55		30					200			20										30	100			125	620	1	
	30		10					100			2										30				15	40	200	2
		1	10					50			2															20	60	3
	40	2	30					200			40												100			150	625	4
	24							50			4																75	5
	30		10					75													20				15	100	350	6
	28		7					50			2														15	60	210	7
		2	10					75													200						370	8
	32		30					250			15														50	185	750	9
	47		20					300			10										55				60	200	570	10
	10	2	20								3										14				40	30	175	11
	8		20					50			2										16				40	60	325	12
	38	1	50	2				100			10										40				20	150	450	13
	75		30					175			10										22				30	150	575	14
	28		10	14			5	100			2										17				20	12	140	15
	4		6					20			2										20				12	20	150	16
			10					200			4															50	220	17
			10					150			7										8				80	255	18	
	100	5	100					300			50										175	300		75	150	975	19	
	21		50					300			70														110	650	20	
								40																	50	165	21	
								80															20	8	10	70	22	
	30		10					50			3										10				15	70	250	23
	90							200			20										60				300	800	24	
	18		50					50			3										7				25	50	225	25
	22	2	12					120			5										30				50	100	325	26
	45		10					20			3										10	30			25	50	175	27
	50	2	30					200			6										25	3	100		75	80	400	28
	16		10					20			3														15	50	115	29
	12		12					40			2														8	10	105	30
	20		12					100			5														45	40	200	31
	15		20								1										20				12	50	180	32
	30		40					280			20														18	200	770	33
	30	2	20		5			100			10										27				30	60	275	34
	15	2	10					50			5														20	20	115	35
	20							70			9										8				25	100	350	36
	23	1						150			30										6					35	290	37
	75		50		100			150			20										120	20	300		75	200	850	38
	48		50					250			40										5				20	120	890	39
	22		30					75			4														30	50	195	40
	1230	21	729	16	100		5	1860			354									785	23	950		833	3337	14400		
	1166	22	919	16	105		5	4805			454									915	23	950		853	3337	14400		

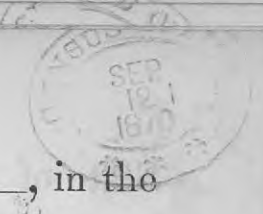
* This will include only such cheese as is made upon the farm. Milk sent to cheese factories will be regarded as milk sold off the farm.

State of Missouri, enumerated by me on the 22^d and 23^d day of July, 1870.
Robert Little, Ass't Marshal.

YEAR ENDING JUNE 1, 1870.																									TOTAL VALUE.																				
Cotton. (Bales 450 lbs.)	Wool. Lbs.	Figs and Dates. Bush.	POTATOES.		Orchard products. Dolls.	Wine. Gallons.	Fruit of Market Gardens. Dolls.	DAIRY PRODUCTS.			SEED.			SUGAR.			BEES.		Forest products. Dolls.	Value of Home Manufactures. Dolls.	Value of animals slaughtered or sold for slaughter. Dolls.	Estimated value of all farm produce including bot- tomens and addi- tions to stock. Dolls.																							
			Irish. Bush.	Sweet. Bush.				Butter. Lbs.	Cheese.* Lbs.	Milk sold. Gallons.	Hay. Tons.	Clover. Bush.	Grass. Bush.	Hops. Lbs.	Hemp. Tons.	Flax. Lbs.	Flax-seed. Bush.	Silk cocoons. Lbs.					Maple. Lbs.	Cane. Hhds. (1,000 lbs.)	Molasses. Gallons.	Wax. Lbs.	Honey. Lbs.																		
25	26	27	28	29	30	31	32	33	34	35	36	37	38	39	40	41	42	43	44	45	46	47	48	49	50	51	52																		
1			30					40			2										62				60	180	1																		
2	12	1	30					30			13										35	75	10	280	435	2																			
3	36		50					100			12										100	100	15	70	340	3																			
4	21	1	10					125			10													20	82	245	4																		
5	67		30					50			10													50	140	475	5																		
6	20		50					75			10										20			18	40	160	6																		
7	53		15		8			300			15												90	15	200	560	7																		
8			20					50			3														20	75	8																		
9	35		7					100			5										40	40	7	120	280	9																			
10			100					75			5												30		40	200	10																		
11	32		30					40			8										13			30	40	345	11																		
12			15					50			8														20	200	12																		
13											4										60					260	13																		
14	30							50			7														25	50	240	14																	
15	35		15					75			2										28			40	80	290	15																		
16	27		10					100			4										8	20	20	50	350	16																			
17	25	1	40		15			50																	50	165	17																		
18	15							50			5														40	150	18																		
19	30		20		20			150			10										10	7	30	30	160	275	19																		
20	40		10					100			20										10			50	40	265	20																		
21	8		10								4														12	80	21																		
22			5	50				150			10														5	235	22																		
23			2	21							12										4			10	60	400	23																		
24	12	1	14					75			5												40		120	190	24																		
25			5					100			15												300		40	285	25																		
26	20							100			45										45			25	60	390	26																		
27			25								5														12	12	125	27																	
28	40		25					75			3														30	60	280	28																	
29	36		10					100			8														35	175	29																		
30	15		2					50			5														20	50	30																		
31			30					100			20												30	30	200	480	31																		
32	26		80					100			25														5	32	400	32																	
33	150		40		50			200			30															350	1090	33																	
34			50					150	25		20												200		200	460	34																		
35	12		36		60			100			16														10	30	330	35																	
36			3					40			5														25	25	120	36																	
37			15					100			8																60	37																	
38	38		60					40			6										20			20	40	340	38																		
39																												39																	
40																												40																	
835																									11	958	153		3140			25	400			405			7	225	579		2863	10850	
835																									11	958	153		3140			25	400			450			7	225	517		2863	10950	

* This will include only such cheese as is made upon the farm. Milk sent to cheese factories will be regarded as milk sold off the farm.

SCHEDULE 3.—Productions of Agriculture in Liberty Township in the County of Putnam, in the Post Office: Martinsburg



10
-6
16
32

Name of Agent, Owner, or Manager.	ACRES OF LAND.			PRESENT CASH VALUE.		Total amount of wages paid during the year, including value of board.	LIVE STOCK, JUNE 1, 1870.								PRODUCE DURING THE									
	Improved.	UNIMPROVED.		Of farm.	Of farming implements and machinery.		Horses.	Mules and Asses.	Milch Cows.	Working Oxen.	Other Cattle.	Sheep.	Swine.	Value of all live stock.	WHEAT.		Rye.	Indian Corn.	Oats.	Barley.	Buckwheat.	Rice.	Tobacco.	
		No.	Wood-land.												Other unimproved.	Dolls.								Dolls.
1	2	3	4	5	6	7	8	9	10	11	12	13	14	15	16	17	18	19	20	21	22	23	24	
Pickenpaugh P	3	20		100	20		1					3	100	30		30								
Erwin	3	20		100	10		2	1				1	200	30		30	20							
Duigly W.W.	15	65		1000	200	30	2	2	2	1	16	6	390											
Marty S	25	15		600	40		2	1			6	5	290	10	23		40	110					100	
Harve S	80	100	22	3000	130	5	4		6		7	37	15	600		60		200	100					
Pible J	30	70		1500	70		2		2			27	6	340		15		50	100					
Pauler J.P.	50	108		2000	100		5		3			73	14	400		70		100	100					
Oliver W.D.	3	20		100	20		2		1			5	250		25		200				4			
Teelers W.	3	20		100	20		2	1	4	8	3	200					60	40					400	
Mathews E	3	20		100	50		3	2	1	15	7	340			42	21	130	100					100	
McLoun W	60	100		2000	100	20	2		3	1	15	10	390		77		100	21						
Logston W	6	74		800	100		3	2				4	300				40	200						
Bradshaw J	15	95		1000	100		2		2		7	1	240										25	
Mathews B	3	20		100	10		2	1	2	3		11	200				60	303						
Logston J.V.	50	70		1500	100		3	2			13	6	300	30	30		100							
JB	3	20		100					1			4	4	50	15	15		50						
JK	15	25		400	15		1	2	2		6	6	140				100							
Sammons R	60	61		2500	100		2		8			20	10	390		35		200	50					
Logston A	40	20		1000	200		4		3		14	11	50	800	33	46		100						
Pauler	22	58		1000											10			75						
Pauler Wm	10	30		400	40		2	2		2		5	250				300						150	
J	3	20		100	25	12	1		2			26	16	280	19	21	21	250	50				100	
J	40	80		1200	140	25	2		2	1	11	10	240	24	48	20	300							
McLee P	40	60		1500	30	25	3		1			18	9	400		50		250	25					
Raney S	3	20		100	150		2		3	1	20	14	300		60	20	200	150						600
Patterson J.S.	15	53		1000	100		1		1				140	25			300	100						
Hoskins S.J.	25	93		1500	200		2		1			3	200				200							
Williams Jas	98	62		3000	140	40	2		3	5	21	7	390	28	54		200	106			7			
Melton W	25	35		1600	75	10	2		1			15	8	200	10	30		250	254					25
Gerringer J	20	70		1500	100		3					30	7	300		75		300	213			15		
Rask S	30	130		2000	25		2		2			2	9	200			40	70						
Gerringer Wm	20	25		600	100		3		2	1	9	7	370	10			150	100						
AB	3	20		100			1						100				150							1000
Roberts Jas	6	14		200			1		2	2	6	5	250		60		250	60						
W	90	70		2000	100		2		2	8	26	12	475		60		250	60						
Berry Holl	7	53		600	100	40	3		3	1	15	7	400	15				40						
W	60	300		3000	200	150	5				8		10	700	40	160		120	60					
Jos.	160	380		7000	200	400	6		6	8		10	800				300							
Harp B	70	90		1600	150		3		4	10	20	24	590		80		200	150			6			200
Wadsworth	15	26		200		400	1		1	1	12	5	740				100							

1254
 2635
 22
 47211
 3280
 1157
 91
 81
 6
 81
 459
 335
 12665
 300
 1226
 162
 5785
 250
 187
 422
 32
 27011

State of Mo., enumerated by me on the First day of July, 1870.
W. B. Brown, Ass't Marshal.

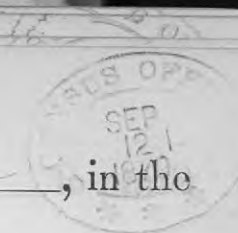
YEAR ENDING JUNE 1, 1870.																										TOTAL VALUE.								
Cotton.	Wool.	Peas and Beans.	POTATOES.		Orchard products.	Wine.	Produce of Market Gardens.	DAIRY PRODUCTS.			SEED.			Hogs.	Hemp.	Flax.	Flax-seed.	Silk cocoons.	SUGAR.		Molasses.	BEES.		Forest products.	Value of Home Manufactures.	Value of animals slaughtered or sold for slaughter.	Estimated value of farm stock, including lot-teries and additions to stock.							
			Irish.	Sweet.				Butter.	Cheese.*	Milk sold.	Hay.	Clover.	Grass.						Maple.	Cane.		Wax.	Honey.					Dolls.						
Bales (150 lbs.)	Lbs.	Bush.	Bush.	Bush.	Dolls.	Gallons.	Dolls.	Lbs.	Lbs.	Gallons.	Tons.	Bush.	Bush.	Lbs.	Tons.	Lbs.	Bush.	Lbs.	Hds. (1,000 lbs.)	Gallons.	Lbs.	Lbs.	Dolls.	Dolls.	Dolls.	Dolls.								
25	26	27	28	29	30	31	32	33	34	35	36	37	38	39	40	41	42	43	44	45	46	47	48	49	50	51	52							
							100												36	4					70	180	1							
	10							100			3									11					10	60	200	2						
	202		25					280											178	15						80	376	3						
	9		210					100																	10	70	300	4						
	33				4			400			18										5	10	100		100	80	300	5						
	60		15		100			100			6															20	60	320	6					
	35				50			400			6								130		20	10	100		75	160	460	7						
			12					100																		10		200	8					
	14		20					100			1								20		20					16	25	100	9					
	48		15					150											100		28					26	60	295	10					
	30		10					200			2								130					8		100	278	11						
			1					150																			40	200	12					
	10							130											140		70				20	10	100	13						
																												100	14					
	20		8					130			2								250		40					20	60	240	15					
																												100	16					
	20							130			1								130		40					20	60	230	17					
	40		8					430											200		40	5	60		30	150	340	18						
	19		3					130											200		40					100	390	19						
																												100	20					
			12					140																			50	200	21					
	26		12					140																		40	100	390	22					
	33		15					180																			45	100	405	23				
	39		60					140																			70	200	600	24				
	40		60					140																			100	200	600	25				
			20					100																				150	300	26				
			4	30				100																				50	360	27				
	37		8		100			190			2																50	100	440	28				
	30							100			4																	100	360	29				
	63		10					100			10																	200	590	30				
	10		10		100			140																			30	50	300	31				
	16		12					200																				40	300	695	32			
								100																				40	200	300	33			
	16	5	10					100			3																	30	50	400	34			
	33	5	10					200			3																	40	100	600	35			
	30		15					400																				75	40	240	36			
			50					144																					150	590	37			
			40		200			300			40																	10	50	10	40	250	850	38
	30		15					200			4																		30	200	640	39		
	10	2																											30	30	200	400	40	

1067 22 542 550 1111 6300 105 1544 140 200 35 810 30 1012 3645 14.160

* This will include only such cheese as is made upon the farm. Milk sent to cheese factories will be regarded as milk sold off the farm.

SCHEDULE 3.—Productions of Agriculture in Liberty Township, in the County of Putnam, in the

Post Office: Martinstown



Name of Agent, Owner, or Manager.	ACRES OF LAND.			PRESENT CASH VALUE.			LIVE STOCK, JUNE 1, 1870.								PRODUCE DURING THE YEAR.								
	Improved.	UNIMPROVED.		Of farm.	Of farming implements and machinery.	Total amount of wages paid during the year, including value of board.	Horses.	Mules and Asses.	Milch Cows.	Working Oxen.	Other Cattle.	Sheep.	Swine.	Value of all live stock.	WHEAT.		Eye.	Indian Corn.	Oats.	Barley.	Buckwheat.	Rice.	Tobacco.
		No.	Wood-land.												Other unimproved.	Dolls.							
1	2	3	4	5	6	7	8	9	10	11	12	13	14	15	16	17	18	19	20	21	22	23	24
Baughen W	40	77		2000	100		3		3			20	8	350	40		5	100	40				
Meber G	3	37		400					1		1	6	6	40									24
Sumpter T	12	28		400	30		1		2			12	2	140			12	20					
Mitchell C	24	16		400	800				1				4	40				10					
Allan Ira	45	35		1500	60	10	3		2		1	10	8	340	6	29		100			20		
S	3	20		100	10		3	2	1			6	9	300	30	46		75	20		10		
Whitley Geo	50	190		3000	140	10	2		4			5	18	250				200	500				
Porter Jm	50	150		3000	140		4	2	5			30	12	400				1500	100				
Kepton Jos	3	20		100			1							100				200					
Chapman Wm	20	20		400	10		2		1			6	2	200	20			100			15		
Hudson Geo	40	60		2000	150		2		2		6	15	10	300	6			200	40				91
Fudrick D	35	90		1500	15		2		3			14	17	200		57		100	40				
Wells A	30	15		1500	200	100	3		2		6	13	14	400	45			200	75				
Johnson P	20	18		300	100	30	2		2			13	12	240		180		200	30				
Wells W T	65	115		3000	300	225	4		4			14	18	300	97	40		500	140				
Dustin C	28	72		1200	400	40	3		4			11	8	340	57	27		300			8		
Wells F S	3	40		200	25	75	2		3		3	11	12	390	49	12		200	200		8		
B	10	130		5000	100	25	3		2		19	4	3	600	31			75	100				
Kirby S	12	28		500	15	10	2		3			11	16	300	5	5		75					
E	6	34		400	15		1		2			6	3	140				00					
Daily M	35	60		1500	200	15	2		3		6	16	9	390	75			400	160				
Ratchford Jm	15	81		1000	100	50	4		1		6		5	400				400	130				
Muen J	35	5		600	75		2		2			14	15	300				150					
Allan T	35	85		1000	25		2		3		2	9	12	250	30	20		100	52				20
Selby J	5	35		400	15		2		1			8		200	20			200	40				
Slipes E	30	130		1600	50		3		3		3	3	10	390			50	150					25
Gregory J	25	55		800	30		2					6	15	185		25		100					
Vandike J	3	40		400	10		2		2			10		215					40				100
Melanda D	50	90		1500	50		4		3		3	14	10	260	25	30		100	40				
Carpenter Jm	30	50		200	40	20	5		2				7	700	45			300	100				
Parham J B	50	110		1600	100		2	2	3		3	25	20	600	25	25		400	800				
Teach E	15	25		400	10				2			4		60		15		200	800				
Bryant L	3	20		100	10		3		2			5		360				150			20		
Banker S	10	31		600	40	100	2		3				4	300									
Houston M	100	300		9000	300	300	2		2		3	10	300	15	112			15					
Harris Ho	3	20		1000	50	10	4		4		1	3	16	400	70	19		300	230				
Davidson D	3	20		300	25	10	2		1			1	5	200	31	4		200	40				
Hart Jm	16	64		800	25		2		1		5	4	6	100	25			100					100
Haskitt Mary	30	90		1200											100	25		300					
	60	100		1600								4	10	100	40	60		400					
	112	286		5220	4165	1030	88	6	88	68	327	337	4540	875	720	27	7965	3732		51		360	

State of Mo., enumerated by me on the 2nd day of July, 1870.

Chas. Brown, Ass't Marshal.

YEAR ENDING JUNE 1, 1870.

Cotton.	Wool.	Peas and Beans.	POTATOES.		Orchard products.	Wine.	Produce of Market Gardens.	DAIRY PRODUCTS.			Hay.	SEED.		Hops.	Hemp.	Flax.	Flax seed.	Silk cocoons.	SUGAR.			BEES.		Forest products.	Value of Home Manufactures.	Value of animals slaughtered or sold for slaughter.	Estimated value of all produce, including terms and additions to stock.			
			Irish.	Sweet.				Butter.	Cheese.	Milk sold.		Clover.	Grass.						Maple.	Cane.	Molasses.	Wax.	Honey.					Dolls.	Dolls.	
Bales (50 lbs.)	Lbs.	Bush.	Bush.	Bush.	Dolls.	Gallons.	Dolls.	Lbs.	Lbs.	Gallons.	Tons.	Bush.	Bush.	Lbs.	Tons.	Lbs.	Bush.	Lbs.	Hds. (1,000 lbs.)	Gallons.	Lbs.	Lbs.	Dolls.	Dolls.	Dolls.	Dolls.				
25	26	27	28	29	30	31	32	33	34	35	36	37	38	39	40	41	42	43	44	45	46	47	48	49	50	51	52			
	50		15					100			3									200				30	100	300	1			
	8		25					100																		130	250	2		
	31							140													5	10		40	50	300	3			
								100																		10	100	4		
	24		9					140	45		6										10			65	75	275	5			
	14		9					200			3										20				50	50	300	6		
	15		60		150			140			8											15	150		12	150	390	7		
	50		40					400											300		40			20	100	200	695	8		
								140																			100	9		
	16		5					100																		25	40	200	10	
	40		5					100			1															40	50	360	11	
	45	3	30					145			2											10	150		40	20	240	12		
	24		50					200			12													5	50	125	400	13		
	38		30					140			2														50	50	200	14		
	40		50					200			3											20	200		400	350	800	15		
	21	1	30					180			1													5	40	80	640	16		
	25		10					190	25		15										3				40	260	600	17		
	10				200			180	25		35											10	100		20	500	990	18		
	23		12					180													10				30	50	300	19		
	20							140																		30	10	200	20	
	30							140			2																800	1500	21	
			20					140																			100	360	22	
	20		20					100													100				35	100	375	23		
	35		20					180			4										65				30	100	600	24		
	20		8					100													80				20	40	300	25		
	16		25					140													18				20	30	300	26		
			20																								80	280	27	
	30		40					100																			25	160	28	
	40		30					400			2										100	10	100	5	35	100	600	29		
	30	3	75					180			1										110		10	50	40		365	30		
	100	2	40					200			8										40	10	100	10	100	200	600	31		
	30		5					180													40				20	50	240	32		
	20	1	8					200																25	25	25		340	33	
			50		265			140			60								100								40	160	34	
																											40	165	35	
	37	1	12					200			2															10	100	600	36	
	15	1	20					100			2															10	40	295	37	
	6	1	11		10			100			3															10	50	269	38	
											6																		600	39
			40								8																		600	40
	223		932		625			585	45		189								4111		841	75	7611	811	1377	4680	16509	13		

* This will include only such cheese as is made upon the farm. Milk sent to cheese factories will be regarded as milk sold off the farm.

SEP 12 1870

SCHEDULE 3.—Productions of Agriculture in Liberty Township, in the County of Putnam, in the Post Office: Watkinson

Table with columns for Name of Agent, Owner, or Manager; Acres of Land (Improved, Unimproved); Present Cash Value; Live Stock (Horses, Mules and Asses, Milch Cows, Working Oxen, Other Cattle, Sheep, Swine, Value of All Live Stock); and Produce During the Year (Wheat, Indian Corn, Oats, Barley, Buckwheat, Rice, Tobacco). Rows 1-40 list various individuals and their agricultural data.

State of Mo, enumerated by me on the 4th day of July, 1870.

C. M. Brown, Ass't Marshal.

YEAR ENDING JUNE 1, 1870.

	YEAR ENDING JUNE 1, 1870.																									TOTAL VALUE. Dolls.						
	Cotton. (50 lbs.)	Wool. Lbs.	Peanut Beans. Bush.	POTATOES. Irish. Sweet.		Orchard products. Dolls.	Wine. Gallons.	Produce of Market Gardens. Dolls.	DAIRY PRODUCTS. Butter. Cheese. Milk sold.			SEED. Clover. Grass.		Hops. Tons.	Hemp. Lbs.	Flax. Lbs.	Flax seed. Bush.	Silk cocoons. Lbs.	SUGAR. Maple. Cane.		Molasses. Gallons.	BEES. Wax. Honey.		Forest products. Dolls.	Value of Home Manufactures. Dolls.		Value of animals slaughtered or sold for slaughter. Dolls.	Estimated value of all farm production, including additions to stock.				
	25	26	27	28	29	30	31	32	33	34	35	36	37	38	39	40	41	42	43	44	45	46	47	48	49	50	51	52				
1		88	1	10		140			180			2										24				100	600	1				
2		15		10					100											180							300	260	2			
3		60	1	30		30			140													60	10	100	25		300	600	3			
4		21	1	30					180													20				25	400	600	4			
5		19			3				100													10				40	30	600	5			
6			2	30					100			2															50	300	6			
7			1	30		800																					200	375	7			
8		12		4		130			100			4	5													20	50	640	8			
9		100		10		300			200										50			20				40	100	600	9			
10		55				300			300											400		40					40	690	10			
11		30		60					100											400		40					200	600	11			
12		100	8	25		100			200			12								300		40					140	695	12			
13		20		20		50			400			40										20			40	40	20	50	695	13		
14		10	1	20					100																		10	600	14			
15									100																			200	300	15		
16		45		10					300			1																75	600	16		
17		63	2	10					300			4										30	5	40	5	70	50	600	17			
18		10		20					100													18					20	30	500	18		
19		33	3	40					100														10	60	15	35	50	800	19			
20				4					150																	5	30	25	320	20		
21		14				100			300			5															10	500	21			
22		5		11					100																			60	300	22		
23		16		25	1				140			1										10					30	60	300	23		
24		40		6					100																			75	400	24		
25		30		20					200																			60	400	25		
26			4	19		50			100																		25	600	395	26		
27		18		20					140			8	1							100		10					25	60	1000	27		
28		50	1	18					140			4								100		10					25	50	685	28		
29		34		3					100																		50	50	300	29		
30		11	5	10		60			200											10	1						50	80	300	30		
31		50	5	15					300			6										40					50	400	600	31		
32				30		30			140			7										200					25	50	1200	32		
33		11		10		60			400			6										100	20	10	100		80	40	600	33		
34		5	1	20		10			100													100					10	75	390	34		
35		21		20					140																		20	60	600	35		
36		17	2	40					100																		20	75	380	36		
37		80		10					200			4										300					120	100	600	37		
38		68		70		30			180													300					50	50	70	60	643	38
39		19		10					200			5																40	30	500	39	
40		14		5					100																			20	300	40	40	
	1233	38	75	4	2210				6630			11	6						10	1	2441				29	15	85	350	40	970	355	248

* This will include only such cheese as is made upon the farm. Milk sent to cheese factories will be regarded as milk sold on the farm.

SCHEDULE 3.—Productions of Agriculture in *Edin Township*, in the County of *Putnam*, in the Post Office: *Watkins town*

SEP 12 1870

Table with columns: Name of Agent, Owner, or Manager; ACRES OF LAND (Improved, Woodland, Other unimproved); PRESENT CASH VALUE (Of farm, Of farming implements and machinery); LIVE STOCK, JUNE 1, 1870 (Horses, Mules and Asses, Milch Cows, Working Oxen, Other Cattle, Sheep, Swine, Value of all live stock); and PRODUCE DURING THE YEAR (Wheat, Spring, Winter, Rye, Indian Corn, Oats, Barley, Buckwheat, Rice, Tobacco).

Handwritten totals at the bottom of the table, including rows of numbers such as 16 44 12 35, 10 84 12 55, 10 8, 10 93, 12 850, 30 1, 15 075, 52 6, 12 75, 16 275, 15 50, 33 40, 70, 29 00.

State of Mo., enumerated by me on the 9th day of July, 1870.

Chas. Brown, Ass't Marshal.

YEAR ENDING JUNE 1, 1870.

No.	YEAR ENDING JUNE 1, 1870.																									TOTAL VALUE.			
	Cotton.	Wool.	Peas and Beans.		POTATOES.		Orchard products.	Wine.	Produce of Market Gardens.	DAIRY PRODUCTS.			SEED.			SUGAR.					BEES.		Forest products.	Value of Home Manufactures.	Value of animals slaughtered or sold for slaughter.	Estimated value of all farm production, including betterments and additions to stock.			
	Bales (50 lbs.)	Lbs.	Bush.	Bush.	Bush.	Dolls.	Gallons.	Dolls.	Lbs.	Lbs.	Gallons.	Tons.	Bush.	Bush.	Lbs.	Tons.	Lbs.	Bush.	Lbs.	Hds. (1,000 lbs.)	Gallons.	Lbs.	Lbs.	Dolls.	Dolls.	Dolls.	Dolls.		
25	26	27	28	29	30	31	32	33	34	35	36	37	38	39	40	41	42	43	44	45	46	47	48	49	50	51	52		
1		165		100		300					150				14											50	300	1000	
2																				200	60			10				600	
3		50		6		20				100		2							100	15					28	70	600		
4		37		20		30				200		5							500	35					75	70	1000		
5																			36	20							600		
6		50		25						300		40											10	100	160	60	600		
7		25		20		18				180		5							40			4	40			140	1000		
8		150		10		50				300		50	7						200	16	10					600	600		
9				10																			100		60		840		
10										100		8														200	680		
11		60		50		50				400		50							40	16					40	100	500		
12		20		40																						35	40	395	
13		46								200		2							100	12					25	50	600		
14						200				300		2							6	6						50	300		
15		20		16						100																20	40	625	
16		40		7		30				200		2														20	100	615	
17		80		20						400		2							60	30			300	40	100	490	17		
18		47				15				140		8							400	16	5	25			30	25	600	18	
19		60	6	75		12				200									400	18			25	50	50	685	19		
20		120	6	40		60				300		18							400	20	70	100	15	200	300	500	20		
21		40	6	20						160		3							300	15	10	100	15	40	60	500	21		
22			6	20		40				100		4							100		10	100		15	60	365	22		
23		20		8						200		2								15					20	25	500	23	
24				10		25				200											60				140	150	500	24	
25		45		40		100				200										25					50	80	350	25	
26		80								300										50					90		600	26	
27		8	2	20						100																40	640	27	
28		80		30		20				400		15								80					60	200	500	28	
29		70		30						200		2								80					30	100	500	29	
30		40	3	75						100		1								15	5	50			100	100	1000	30	
31		160		200		50				300		6										10	100		10	200	500	31	
32		14								400																5		500	32
33		30				10				200		4											10	100		40	200	800	33
34				20		100						5															1500	2000	34
35		400		100						200		100								80	10	100	10			300	695	35	
36		35	2	15						100		6								60						30	500	36	
37		50		15		15				100		8								20						25	40	500	37
38		50		20						100		8								30						60	40	500	38
39		60	2	30						200										20						60	50	500	39
40		110		15	10	200				300		12														230	300	2000	40

2282 33 1107 10 1345 4130 386 7 2836 2634 551 294 915 380 176 5470 254811 177 2540

* This will include only such cheese as is made upon the farm. Milk sent to cheese factories will be regarded as milk sold off the farm.

State of Mo, enumerated by me on the Tenth day of Aug, 1870.

C. F. Brown, Ass't Marshal.

YEAR ENDING JUNE 1, 1870.

Cotton.	Wool.	Peas and Beans.		POTATOES.		Orchard products.	Wine.	Produce of Market Gardens.	DAIRY PRODUCTS.			SEED.			Flax.	Flax-seed.	Silk cocoons.	SUGAR.		Molasses.	BEES.		Forest products.	Value of Home Manufactures.	Value of animals slaughtered or sold for slaughter.	TOTAL VALUE.		
		Irish.	Sweet.	Butter.	Cheese.*				Milk sold.	Hay.	Clover.	Grass.	Hops.	Hemp.				Maple.	Cane.		Wax.	Honey.					Dolls.	Dolls.
Rales (50 lbs.)	Lbs.	Bush.	Bush.	Bush.	Dolls.	Gallons.	Dolls.	Lbs.	Lbs.	Gallons.	Tons.	Bush.	Bush.	Lbs.	Tons.	Lbs.	Bush.	Lbs.	Hhds. (1,000 lbs.)	Gallons.	Lbs.	Lbs.	Dolls.	Dolls.	Dolls.	Dolls.		
25	26	27	28	29	30	31	32	33	34	35	36	37	38	39	40	41	42	43	44	45	46	47	48	49	50	51	52	
1																										500	1	
2											10																500	2
3											2																300	3
4																											185	4
5	52	6	50					600			4				1			100						100	100	1000	5	
6	40							100			3															200	500	6
7	50		20					100																	30	100	500	7
8	32		60		150			300			6							100	28	10	100			40	128	600	8	
9	60				10			300	40		6							215	40	10	100			100	100	580	9	
10	7				10			100			2															40	500	10
11	70				6			385			1							300	40	10	100			40	100	600	11	
12																												12
13																												13
14																												14
15																												15
16																												16
17																												17
18																												18
19																												19
20																												20
21																												21
22																												22
23																												23
24																												24
25																												25
26																												26
27																												27
28																												28
29																												29
30																												30
31																												31
32																												32
33																												33
34																												34
35																												35
36																												36
37																												37
38																												38
39																												39
40																												40
	312	6	130		176			2085	40		34							715		1185		30	30		31	768	5965	

* This will include only such cheese as is made upon the farm. Milk sent to cheese factories will be regarded as milk sold off the farm.

SCHEDULE 3.—Productions of Agriculture in Lincoln Township, in the County of Putnam, in the Post Office: Unionville



Table with columns: Name of Agent, Owner, or Manager; ACRES OF LAND (Improved, Wood-land, Other unimproved); PRESENT CASH VALUE (Of farm, Of farming implements and machinery, Total amount of wages paid during the year); LIVE STOCK, JUNE 1, 1870 (Horses, Mules and Asses, Milch Cows, Working Oxen, Other Cattle, Sheep, Swine, Value of all live stock); PRODUCE DURING THE YEAR (Wheat: Spring, Winter, Rye, Indian Corn, Oats, Barley, Buckwheat, Rice, Tobacco).

Handwritten totals at the bottom of the table: 1721, 1331, 1344, 43260, 2975, 121, 4, 102, 36, 262, 744, 677, 16975, 892, 520, 60, 11225, 3551, 16, 675.

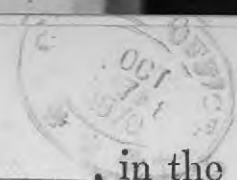
State of Missouri, enumerated by me on the 7th 8th 9th day of September, 1870.
Robert Kittle, Ass't Marshal.

YEAR ENDING JUNE 1, 1870.																									TOTAL VALUE.											
Cotton. Bales (450 lbs.)	Wool. Lbs.	Peas and Beans. Bush.	POTATOES.		Orchard products. Dolls.	Wine. Gallons.	Produce of Market Gardens. Dolls.	DAIRY PRODUCTS.			SEED.			Hops. Lbs.	Hemp. Tons.	Flax. Lbs.	Flax-seed. Bush.	Silk cocoons. Lbs.	SUGAR.		Molasses. Gallons.	BEES.		Forest products. Dolls.	Value of Home Manufactures. Dolls.	Value of animals slaughtered or sold for slaughter. Dolls.	Estimated value of all farm produce including bet- ter, tempers and addi- tion to stock. Dolls.									
			Irish. Bush.	Sweet. Bush.				Butter. Lbs.	Cheese.* Lbs.	Milk sold. Gallons.	Clover. Bush.	Grass. Bush.	Maple. Lbs.						Cane. Hds. (1,000 lbs.)	Wax. Lbs.		Honey. Lbs.														
25	26	27	28	29	30	31	32	33	34	35	36	37	38	39	40	41	42	43	44	45	46	47	48	49	50	51	52									
1	95	3	20		100			150			15										30			40	125	300	1									
2		2	40					200			20	5							480		25			40	70	650	2									
3	26		10		10			25																22	27	75	3									
4	157	5	100					300			12								160		15				240	1100	4									
5	50		20					100													80			60	125	725	5									
6	26		14					50													8			25	85	350	6									
7	200	3	20		300			700			60								100		40		50		200	1470	7									
8		5	20					50			2								40		5				75	130	8									
9	23		10																100		15				30	200	9									
10	25		25					100																25	10	165	10									
11	50		12					160			6								300		15			30	40	500	11									
12			40					200			8								150		30		60	30	65	410	12									
13								50			5										15				60	255	13									
14																												14								
15																												15								
16	43		30		5			100			5										30			50	125	400	16									
17	24		40					100																	10	35	300	17								
18	25		30					50													10			35	100	485	18									
19			18					20			1										20			25	70	210	19									
20	24		10					40																20	25	90	20									
21	50		75					50			5								60		18			30	200	540	21									
22	30		5					300													40			30	100	240	22									
23	40		30					100			2										20			30	90	610	23									
24	51		60					100			4										25				100	680	24									
25	38	3	60		5			300			1										16			40	80	350	25									
26	50		60					100													24			20	75	420	26									
27	50		8					100			1										23			75	310	700	27									
28		2	30																						80	200	28									
29	40	2	40					150			8	2									15				275	660	29									
30	18	5	3					100													20			60	100	425	30									
31	35		15																		25				340	615	31									
32	35		18					25			2										22				100	295	32									
33	50	2	10					10													11				100	395	33									
34			5					100			3										20		75		75	435	34									
35	22										1										30			15		115	35									
36	30	1	60					100													20				550	1910	36									
37		5	20					100													300				270	1110	37									
38	50	2	30		100			100																	300	1025	38									
39	40							75			3													40	300	665	39									
40			30		75			50			10														500	880	40									
1397																									40	1018	590	3980	178	7	1397	967	180	240	565	20180

*This will include only such cheese as is made upon the farm. Milk sent to cheese factories will be regarded as milk sold off the farm.

1397 40 1018 590 3980 178 7 1397 967 180 240 565 20180
 1397 40 1018 590 3980 178 7 1397 967 180 240 565 20180

SCHEDULE 3.—Productions of Agriculture in Lincoln Township, in the County of Putnam, in the Post Office: Unionville



1	ACRES OF LAND.			PRESENT CASH VALUE.		7	LIVE STOCK, JUNE 1, 1870.									PRODUCE DURING THE YEAR.							
	2	UNIMPROVED.		5	6		8	9	10	11	12	13	14	15	WHEAT.								
		3	4												16	17	18	19	20	21	22	23	24
Name of Agent, Owner, or Manager.	Improved.	Wood-land.	Other unimproved.	Of farm.	Of farming implements and machinery.	Total amount of wages paid during the year, including value of board.	Horses.	Mules and Asses.	Milk Cows.	Working Oxen.	Other Cattle.	Sheep.	Swine.	Value of All Live Stock.	Spring.	Winter.	Rye.	Indian Corn.	Oats.	Barley.	Buckwheat.	Rice.	Tobacco.
	No.	No.	No.	Dolls.	Dolls.	Dolls.	No.	No.	No.	No.	No.	No.	No.	Dolls.	Dush.	Dush.	Dush.	Dush.	Dush.	Dush.	Dush.	Lbs.	Lbs.
Hally Dennis	850	700	610	2800	400	600	15	13	12	—	112	80	900	4000	6	150	—	1700	300				
Eckhart Benj	75	85	—	1800	30	—	1	—	2	—	3	17	33	200	10	—	—	300	100	—	8		
Cook Geo	—	—	—	—	100	—	2	1	2	—	6	—	10	320									
Thompson Joseph	75	140	—	2000	150	—	6	—	9	—	9	25	18	700	34	80	60	500	300				
James William	30	28	—	380	75	—	9	—	4	—	12	24	25	950	40	95	—	200	60				
Brown Geo	40	50	—	1000	50	—	4	—	5	—	16	20	31	550	40	80	—	300	213				
Smith Pamela	40	280	—	3000	40	—	6	2	5	—	10	31	21	625	18	—	16	300	250				
Loyd Thomas	25	155	—	1500	50	—	5	1	3	—	3	25	12	450	—	100	—	200					
Roberts Hugh	90	85	—	2000	125	—	2	1	5	—	12	36	3	550	—	107	—	600	80				
Davis Jefferson	30	18	30	800	75	—	3	—	4	—	4	15	21	300	43	—	42	800	30				
Gordon Ruben	140	120	100	6000	175	—	3	—	2	—	4	40	40	425	40	—	20	300	50				
Stockton Thos	40	—	—	450	100	—	4	—	2	—	8	24	15	500									
Drain B.	16	200	200	3000	200	—	5	—	3	—	4	15	20	400	16	—	80	80	60				
Boths Adam	15	20	—	400	75	—	—	—	—	—	2	—	—	50	33	19	—	300	50				
Delner Geo & Son	60	—	60	1000	20	—	5	—	5	—	6	31	34	575	—	—	—	400	170	24			
Gray Ruth	30	60	88	1500	10	—	1	—	1	—	1	10	6	100	—	—	—	100					
Loyd Jackson	14	—	—	150	250	—	2	—	1	—	1	—	7	150	—	00	—	300	100				
Christy Saul	30	30	60	1000	75	—	2	—	2	—	4	14	14	250	—	—	—	200	100				
Bell William	20	1	60	350	10	—	2	—	1	—	2	15	10	150	—	37	—	100	20				
Beatty W	20	40	—	600	40	—	2	—	1	—	—	26	14	225	33	—	—	100					
Black Harrow	12	—	—	150	10	—	5	—	—	—	2	16	4	400	39	—	—	200					
Rennells Ely	50	75	250	3000	75	—	4	—	3	—	3	10	40	450	70	36	—	100	60				
Smith Benj	70	85	40	2500	75	—	3	—	2	—	3	25	18	325	120	106	—	100					
Marschaw F M	15	65	—	300	50	—	3	—	2	—	3	10	17	250	—	34	—	75					
Loyd J B.	—	—	—	—	50	—	3	—	—	—	—	—	8	220									
Adkins J W	12	28	—	200	40	—	2	—	—	—	—	—	1	150	—	—	15	—	50				
Guffey J W & Son	60	—	—	600	100	—	5	—	3	6	—	20	13	600	40	38	—	200	100				
Implett James	100	460	7	5000	200	—	5	—	1	—	1	12	12	450	—	—	—	450	300				
Implett Saul	8	40	12	1000	75	—	7	—	5	—	8	15	22	650	—	—	—	—	—				
West William	30	—	—	300	20	—	2	—	1	—	—	—	—	175	10	—	—	300	200			7	
West F M	18	—	—	200	40	—	4	—	1	—	—	7	2	250	—	—	—	250					
Shelton Paul M	100	240	7	3000	80	30	4	—	3	4	3	36	45	650	65	20	—	400	250				
Benj Nathan	9	5	—	150	20	—	3	—	2	—	1	10	10	275	40	—	—	400	150				
Summers Gordon	50	40	40	1600	150	—	5	—	5	—	14	12	20	650	25	—	—	200	120				
Summers Helia	15	—	—	150	20	—	3	—	1	—	2	9	9	250	11	—	—	150	80				
Brist James W	180	140	120	4400	300	300	6	—	3	—	10	2	40	1000	150	—	—	500	275				
McKinley James	100	130	180	4000	—	—	1	—	2	—	3	10	30	250	—	—	—	200					
McKinley Debra Ferris	70	80	38	2000	200	—	4	—	4	—	8	20	20	550	100	60	—	1000	300				
Donald James	23	—	—	250	25	—	3	—	1	—	2	15	7	200	—	—	—	100					
McKinley Hazel	150	250	—	4000	175	—	10	—	3	—	5	30	45	800	100	—	—	1000	400				
<p>2750 3650 1900 5750 3200 930 164 16 17 12 287 907 777 200 1078 962 103 1300 5473 32</p> <p>2750 3650 1900 5750 3200 930 158 17 114 12 281 907 777 19525 1078 962 153 12605 4273 32</p>																							

State of Missouri, enumerated by me on the 10th (and) 12th day of September, 1870.
Robert Little, Ass't Marshal.

YEAR ENDING JUNE 1, 1870.

Cotton. Bales (450 lbs.)	Wood. Lbs.	PEAS AND BEANS.			POTATOES.		Orchard products. Dolls.	Wine. Gallons.	Produce of Market Gardens. Dolls.	DAIRY PRODUCTS.			SEED.			SUGAR.			BEES.			Forest products. Dolls.	Value of Home Manufactures. Dolls.	Value of animals slaughtered or sold for slaughter. Dolls.	TOTAL VALUE. Dolls.			
		Bush.	Bush.	Bush.	Irish. Bush.	Sweet. Bush.				Butter. Lbs.	Cheese.* Lbs.	Milk sold. Gallons.	Hay. Tons.	Clover. Bush.	Grass. Bush.	Hops. Lbs.	Hemp. Tons.	Flax. Lbs.	Flax-seed. Bush.	Silk cocoons. Lbs.	Maple. Lbs.					Cane. Hhds. (1,000 lbs.)	Molasses. Gallons.	Wax. Lbs.
25	26	27	28	29	30	31	32	33	34	35	36	37	38	39	40	41	42	43	44	45	46	47	48	49	50	51	52	
1	340		40		150					300		80	7													1475	3300	1
2	42	2	210							150		4	1								12	200	55	80		440	2	
3										50																90	95	3
4	70		20		40					400		4									15	30	25	135		750	4	
5	42									25		2									13		45	75		345	5	
6	45		10							100		2											60	175		550	6	
7	64	3	25							200		2									80		100	100		560	7	
8	66		7							150											25	150	20	100		350	8	
9	75	1	20							150		7									40	40	60	80		635	9	
10	20	1	40							200											30		125	125		780	10	
11	100		50		30					50		5									30		20	100		445	11	
12																												12
13	12	1	40							100		8										100	5	40		200	13	
14		2	40							100		6											10	70		335	14	
15	60		50									4										2	50		125	475	15	
16	18		10							30		1									6				15	95	16	
17			20																					15	60	270	17	
18	30	1	5							100													35	100		300	18	
19	18		12																				30	75		190	19	
20	42	2	8							50		2											60		50	165	20	
21	44		30									10										2	50	10	40	275	21	
22	60		8							150		10													325	550	22	
23	85	1	50							150		2										20		70	140	490	23	
24	20									100		2												60	60	210	24	
25																								15	25	40	25	
26																									30	55	26	
27	42	2	30							100		6										20		40	100	410	27	
28	25		10		80					50		8													180	680	28	
29	35									250																	200	29
30			15							50														10	20	265	30	
31	20	1	40							10		2										8		40		210	31	
32	100		100		100					100		2												40	240	820	32	
33	23	3	3							100												30		25	30	365	33	
34	20		20							200		20													175	460	34	
35	14		12							40												15		20	60	215	35	
36			100		150					200		12										20	10	250	490	1368	36	
37	20																					30	20	100		30	175	37
38	40	2	50							200		3										30		20	250	1040	38	
39	29											3												15	60	135	39	
40	75		20		100					100		18										40		60	200	1200	40	
	1690	22	925		650					2950		227	8							464	39	1120	1000	5570	19198			
	1690	22	925		650					2950		227	8								464	39	1120	1000	5570	19198		

* This will include only such cheese as is made upon the farm. Milk sent to cheese factories will be regarded as milk sold off the farm.

State of Missouri, enumerated by me on the 4th day of August, 1870.
Robert Little, Ass't Marshal.

YEAR ENDING JUNE 1, 1870.

Table with 52 columns (Cotton, Wool, Peas and Beans, POTATOES, Orchard products, Wine, Produce of Market Gardens, DAIRY PRODUCTS, SEED, SUGAR, BEES, Forest products, Value of Home Manufactures, Value of animals slaughtered or sold for slaughter, Estimated value of all farm produce) and 40 rows of data. Includes handwritten entries and a footer note: '* This will include only such cheese as is made upon the farm. Milk sent to cheese factories will be regarded as milk sold off the farm.'

State of Missouri, enumerated by me on the 17th day of September, 1870.
Robert Little, Ass't Marshal.

YEAR ENDING JUNE 1, 1870.

YEAR ENDING JUNE 1, 1870.																									TOTAL VALUE.			
Cotton. Bales (450 lbs.)	Wool. Lbs.	Peanut Beans. Bush.	POTATOES.		Orchard products. Dolls.	Wine. Gallons.	Produce of Market Gardens. Dolls.	DAIRY PRODUCTS.			Hay. Tons.	SEED.			SUGAR.				BEES.		Forest products. Dolls.	Value of Home Manufactures. Dolls.	Value of animals slaughtered or sold for slaughter. Dolls.	Estimated value of all farm produc- tion, including bot- tomland and addi- tion to stock. Dolls.				
			Irish. Bush.	Sweet. Bush.				Butter. Lbs.	Cheese.* Lbs.	Milk sold. Gallons.		Clover. Bush.	Grass. Bush.	Hops. Lbs.	Hemp. Tons.	Flax. Lbs.	Flax seed. Bush.	Silk cocoon. Lbs.	Maple. Lbs.	Cane. Hhds. (1,000 lbs.)					Molasses. Gallons.	Wax. Lbs.	Honey. Lbs.	
25	26	27	28	29	30	31	32	33	34	35	36	37	38	39	40	41	42	43	44	45	46	47	48	49	50	51	52	
	23		20								1										40	3	10			10	160	
			6																		13	1	3			10	100	
	63	1	36					150											20						80	80	60	
																										10	100	
																											100	
	30		10		4			200																	100	300	680	
	123		10		20			200			10												5	50	200	500	900	
	60		20					200													80				40	200	680	
	40		18		220			200			6										40				80	600	1000	
	101	1	20		30			200			2										100	3	40	10	100	400	1000	
	40		20					200													430	40	10	40		30	180	400
	40		20					100																	40	100	390	

I hereby certify that the whole number
of pages in the foregoing Return made by me
on Schedule three, is 59, and that
this return has been well and truly made
according to the tenor of my oath of office
Robert Little
Assistant Marshal
Sub Dist No 74 West'n Dist Missouri
Dated Nov 14th 1870.

523 2 177 274 1450 19 470 315 22 143 670 2366 6120

* This will include only such cheese as is made upon the farm. Milk sent to cheese factories will be regarded as milk sold off the farm.
523 2 177 274 1450 19 470 315 22 143 10 670 2366 6120

SCHEDULE 3.—Productions of Agriculture in Sherman Township, in the County of DuPage, in the Post Office: Winnetka

Table with columns for Name of Agent, Owner, or Manager; Acres of Land (Improved, Woodland, Other unimproved); Present Cash Value (Of farm, Of farming implements and machinery); Total amount of wages paid during the year; Live Stock (Horses, Mules and Asses, Milch Cows, Working Oxen, Other Cattle, Sheep, Swine); and Produce During the Year (Wheat, Rye, Indian Corn, Oats, Barley, Buckwheat, Rice, Tobacco).

Handwritten totals and corrections at the bottom of the table, including sums for columns 2-4, 5-7, 8-15, 16-24, and 25-26.



SCHEDULE 3.—Productions of Agriculture in Union Township, in the County of Putnam, in the Post Office: Unionville

Table with columns: Name of Agent, Owner, or Manager; ACRES OF LAND (Improved, Wood-land, Other unimproved); PRESENT CASH VALUE (Of farm, Of farming implements and machinery); LIVE STOCK, JUNE 1, 1870 (Horses, Mules and Asses, Milch Cows, Working Oxen, Other Cattle, Sheep, Swine, Value of All Live Stock); PRODUCE DURING THE YEAR (Wheat: Spring, Winter, Rye, Indian Corn, Oats, Barley, Buckwheat, Rice, Tobacco).

Handwritten totals at the bottom of the table, including sums for various columns such as land area, cash value, and stock counts.

SCHEDULE 3.—Productions of Agriculture in Umin Township, in the County of Putnam, in the Post Office: Uminville



Name of Agent, Owner, or Manager.	ACRES OF LAND.			PRESENT CASH VALUE.		Total amount of wages paid during the year, including value of board.	LIVE STOCK, JUNE 1, 1870.								PRODUCE DURING THE YEAR.								
	Improved.	UNIMPROVED.		Of farm.	Of farming implements and machinery.		Horses.	Mules and Asses.	Milch Cows.	Working Oxen.	Other Cattle.	Sheep.	Swine.	Value of ALL live stock.	WHEAT.		Rye.	Indian Corn.	Oats.	Barley.	Buckwheat.	Rice.	Tobacco.
		No.	Wood-land.												Other unimproved.	Dolls.							
1	2	3	4	5	6	7	8	9	10	11	12	13	14	15	16	17	18	19	20	21	22	23	24
Jones W R Dams	40			400	40		6	3	3	25	10	450											
Louderbach Saml	20			350				1	1	5	6	40	13				140						
Leppie John	75			1000	200		5	2	20	29	9	700	150				500	150					
Joseph	50	20		1300	150	60	7	5	13		20	600					1000						
Hurley Robt	120	25	280	6000	200		10	4	3	45	12	500					150	200					
Knight Isaac	30			500	150		4	2	1	1		400					200	100					
Jones Richard	16	40	24	600	25		5	2	7	17	11	500	15				150						
Lewis Huff	30			500	25		3	1	1	00	6	250											
Schusel Dieter	55		75	1200	70		3	2	3	00	12	350	50				600	150					
Nyckoff Hiram	20			100	5				1		3	15					300						
Druec. John	20		20	800	150		2	2	1			200					200						
Pope AmL.	40	60		1500	65	50	3	4	10	63	25	700	50				500	150					
Abmathy Reay	40	5		500	75		1	1	1		12	120	30				100						
Harbst Paul H	160	140	100	4000	100		8	1	2	47	10	600	20				350	160					
Gorsage A.P.	15			300	10			2	1		2	9	200				300	75					
Acu Robt	30		50	800	25		3	4	5	18	20	500	60	20			400						
Fulton James	50	39	40	2500	50		8	2	5	12	34	900	150				500	140					
Bradshaw Charles	50	10		1800	60		9	5	16	27	27	1200	78				700	300					
Ralhtum Geo	40			400	20		4	2		5	8	250	19			5	200	150					
Morris E. O.	21			400	150		3	1	2		5	25					100	40		6			
Bradshaw A.W.	55	50	75	2000	100	50	7	6	9	35	35	1200	41			8	1000	140					
Scifers G.L.	120	20		1800	100		3	4	16	31	15	700	80				600	80					
Odaw Jacob	50	13	13	1500	100	75	3	5	18	7	2	700	350				500						
Odaw Lemofad	115	70	5	2200	90		5	6	9	40	34	800	100				700						
Odaw William	55	10	25	1500	125	15	4	4	16	11	18	750	23				300	80					
Arsl Lemuel	45			800	115		6	2	2	26	16	500	30				250	144					
Morris Elias	190	100	133	3000	225	125	11	4	10	42	35	1150	104	14			600	450					
Pife James	20	100		800	100		2	4	12	16	28	500	40				400	100					
Hunter B.C.	100	60	45	2000	50		5	4	11	26	15	650	78				300	400					
McCafferty Wm	55	40	25	1200	25	10	4	1	4	38	15	400					400	50					
Yount James	120	16		3000	50	20	6	4	2	15	45	450	50				1000	400					
Bradshaw Geo	120	11	89	2200	120	50	9	6	15	54	27	1100	48			24	400	225					
Duffy Joseph	240	40	420	5000	150	200	14	12	35	160	50	2500	200				1500	600					
Duffy Geo P W	160			1500	200	30	5	6	30	20	30	1000	50				400	250					
Duffy James	40	20		1000	50	55	3	1	9	12	32	550					200						
Bohanan Wm	40	30	80	900	40		6	3	3	8	16	450	22				100	50					
Knight William	25			400	30		2			10	2	225	23				300	175					
Burgess Wm	25			300	350		0	2		10		260					300	300					
Arsl William	50	10	40	1500	50		6	2	11	10	25	600	31				700	300					
Arsl Nicholas	190	24		3500	250	300	9	6	39	33	40	1800					600	450					
Total																							
2896 973 1539 5495 3860 1040 194 6 124 2 359 929 699 5690 1785 34 37 17540 5819 6																							
2896 973 1539 5495 3860 1040 194 6 124 2 359 929 699 5690 1785 34 37 17540 5819 6																							

State of Missouri, enumerated by me on the 16th 17th 18th day of June, 1870.

Robert Little, Ass't Marshal.

YEAR ENDING JUNE 3, 1870.

No.	CROPS AND PRODUCTS																									TOTAL VALUE. Dolls.						
	Cotton. Bales (450 lbs.)	Wool. Lbs.	Peas and Beans.		POTATOES.		Orchard products. Dolls.	Wine. Gallons.	Produce of Market Gardens. Dolls.	DAIRY PRODUCTS.			SEED.			SUGAR.					BEES.		Forest products. Dolls.	Value of Home Manufactures. Dolls.	Value of animals slaughtered or sold for slaughter. Dolls.							
			Bush.	Bush.	Bush.	Bush.				Butter. Lbs.	Cheese.* Lbs.	Milk sold. Gallons.	Hay. Tons.	Clover. Bush.	Grass. Bush.	Hops. Lbs.	Hemp. Tons.	Flax. Lbs.	Flax seed. Bush.	Silk cocoons. Lbs.	Maple. Lbs.	Cane. Hhds. (1,000 lbs.)					Molasses. Gallons.	Wax. Lbs.	Honey. Lbs.			
25	26	27	28	29	30	31	32	33	34	35	36	37	38	39	40	41	42	43	44	45	46	47	48	49	50	51	52					
1		50		50							100			4												75	100	230				
2		12		5							40			2													25	125				
3		50		20		70					100			30													100	835				
4				12							200			8														550				
5		140		40							300			8													70	350				
6			2	9							20			2												30	10	50	225			
7		40	2	30							100			8													13	230	300			
8				4							-			-																		
9			6	40	1						150			12													30	175	650			
10			3	20							30			-														75	215			
11			4	30							50			3														20	190			
12		125	2	50		4					200			10												120	20	7	265	1000		
13				10							40			2												20	-	100	200			
14		60									50			15												20	20	60	425			
15		8		10							-			5												10		135	320			
16		50		50							200			6												40	40	50	450			
17		30		10							200			20													25	150	650			
18		60		15							100			15													20	250	800			
19		11		12							40			4												20	10	20	350			
20											40			5														30	120			
21		80		25		30					250			12												30	60	100	500	1400		
22		60		30							150			10													30	-	200	650		
23		10									100			6														150	675			
24		95		100							200			8												20	20	75	379	980		
25		20		15							200			20												10	10	200	520			
26		95									100			4													32	40	200	500		
27		100		15		5					50			12													30		425	1100		
28		32		10							50			10													10		80	400		
29		50		20							150			20															140	625		
30		50		50							50			15													45	40	150	540		
31		105		12							200			8													24	600	1400			
32		100		40		40					100			10													300		250	900		
33		300		30	6						300			20													30	20	50	150	650	2250
34		50		12							100			2															30	15	712	1075
35		25									75			6															100	250		
36		8		8							100			3														30	80	210		
37		15									-			2															10	250		
38		12	5	10							6			-														14	30	350		
39		25		10							100			10														6	9	388	940	
40		103		20		100					800	50		20													30		675	1450		
	211	24	50	7	194	5					4546	50		363												989	20	200	581	7334	24400	
	2021	24	820	7	220	5					4526	50		363												489	20	200	581	7834	24400	

* This will include only such cheese as is made upon the farm. Milk sent to cheese factories will be regarded as milk sold off the farm.

SCHEDULE 3.—Productions of Agriculture in Union Township, in the County of Dutman, in the Post Office: Unionville

Name of Agent, Owner, or Manager.	ACRES OF LAND.			PRESENT CASH VALUE.		Total amount of wages paid during the year, including value of board.	LIVE STOCK, JUNE 1, 1870.								PRODUCE DURING THE YEAR.											
	UNIMPROVED.			Of farm.	Of farming implements and machinery.		Horses.	Mules and Asses.	Milk Cows.	Working Oxen.	Other Cattle.	Sheep.	Swine.	Value of All Live Stock.	WHEAT.				Rye.	Indian Corn.	Oats.	Barley.	Buckwheat.	Rice.	Tobacco.	
	Improved.	Wood-land.	Other unimproved.												Doll.	Doll.	Spring.	Winter.								Bush.
	No.	No.	No.	Doll.	Doll.		Doll.	No.	No.	No.	No.	No.	No.	Doll.	Bush.	Bush.	Bush.	Bush.	Bush.	Bush.	Bush.	Lbs.	Lbs.			
1	2	3	4	5	6	7	8	9	10	11	12	13	14	15	16	17	18	19	20	21	22	23	24			
Fingate John	200	40		3500	200	400	6		4		20		45	1100				700	200							
Hells F. M.	200	20		3000	100		7		5		12	33	20	1000				650	200							
Kroll Allen	60	17	20	1100	40		4							250	100			300	300							
Devae Reason	60	17	20	800	100		5		1		1		7	500				400	160			5				
Gates David	30		10	800	16	20	2		1			3	10	200	52			375	84							
Shattuck David	40			600	75		2		3		3	9		200	72			75	127							
Darby J. L.	21	40	19	1000	75	10	4		3		3	4	11	350	17		13	100	100							
Wachtman Calvin	30	22	30	1500	50		5		4		3	27	15	500	60			300	170							
Shoptaugh John	40	20		1000	50		4		2		7		12	400				350	100							
Smith Clark B.	50	10		1200	300		7		2		4	20	35	675	61			800	430							
Keller E. D.														1	150											
Kerrnald H. B.	160	80	40	3000	75	130	13		6		67	42	4	2700				2000	150			125				
Drury Paris	100	40	100	2000	125	50	4		5		12	39	19	700	300			800	250							
Powell Charles	80	40		1800	50	50	6		5		4	35	29	850				400	100							
Coffin Tenike	60	40	25	1500	50		6		3		6	40	19	550	33			300	190							
Scular Thomas	25	10	45	900	100		4		3		5		16	550	100			125	200							
Gardner L. D.	23	18	57	400	85		2		2		1		7	300												
Howard Charles	60	20	60	1400	50		6		3		3	35	46	700	28			550	140							
Campbell Wm. D.	60		20	1000	35		3		3		7		38	400	35			600	400			7				
Cox Charles														13	175											
Campbell Henry	110	40	140	1500			3		6		4	100	14	570	18			300	200							
Butler Wm. J.	90	50	10	1500	100		9		7	4	11	96	35	1300	300			300	300			20				
Bright Wm.	80	25		1500	100		4		2		40	21	500	40				400	100							
Phillips Geo. H.	50	52		1500	25		5		2		3	24	18	410	37			200	130							
Bright Christian	55	10	25	2000	50	8	2		2		4	29	14	350	37			500	100			4				
Coleman Wm. J.	52	15	18	1400	30		2		2		8		10	300	00											
Dyror Tho. L.	75	15	5	1200	125		2		2		3		6	300	20			300	130							
Dyror Wm. D. Bennett				1000	100		3		4		3		6	425												
Hedge Anderson	20			400	40		2		1		3	9	5	300	22			100	165							
Lightfoot Cuning	36			500	20	10	4		1		2	14	8	325				75	59			6				
Sharp Abraham	50			700	15		2		1		3		12	200				200								
Cook Eli. P.	170	32		3000	200	50	5		4		47	55	35	800	60			1000	800			3				
Staggs Otho	81	6		1500	225		5	2	2		3	20	14	500	32			300	80			15				
Redding James	120	20		2000	225		2	2	3		3	19	10	525	42			400	337							
Wright James					20		5	1	2		2		7	250												
Parie Robt. K.	71			1000	75		5		3		7	10	13	550	37			400	130							
Shepherd Wm. J.	140	40	40	3500	300		3		5		13	55	55	1000	14			2000	300							
Jones Benj.	80	15		1000	25		8		3		5	19	21	700	20			300	100							
Smith Paul & James	160	40		2500	200		5		5		7	16	20	675	60			1500	480							
Court William	80			1200																						
	776	194	684	55300	3250	758	166	5	125	4	297	793	671	2246	1090			13	17600	6503		77				
	2960	444	684	55300	3250	728	161	4	110	4	293	793	671	21985	1097			13	17600	6503		77				

State of Missouri, enumerated by me on the 20th 21st 22nd day of June, 1870.

Robert Little, Ass't Marshal.

YEAR ENDING JUNE 1, 1870.

Cotton. (430 lbs.)	Wool. Lbs.	Peas and Beans. Bush.	POTATOES.		Orchard products. Dolls.	Wine. Gallons.	Produce of Market Gardens. Dolls.	DAIRY PRODUCTS.			SEED.			Hops. Lbs.	Hemp. Tons.	Flax. Lbs.	Flax-seed. Bush.	Silk cocoons. Lbs.	Maple. Lbs.	Syrup Cane. Gallons	Molasses. Gallons.	BEEES.		Forest products. Dolls.	Value of Home Manufactures. Dolls.	Value of animals slaughtered or sold for slaughter. Dolls.	TOTAL VALUE. Dolls.	
			Irish. Bush.	Sweet. Bush.				Butter. Lbs.	Cheese.* Lbs.	Milk sold. Gallons.	Hay. Tons.	Clover. Bush.	Grass. Bush.									Wax. Lbs.	Honey. Lbs.					
25	26	27	28	29	30	31	32	33	34	35	36	37	38	39	40	41	42	43	44	45	46	47	48	49	50	51	52	
			25		6			200			10												50			800	1350	
	100		20		200			200			20									120						500	1300	
			150					50																		50	520	
	53		12					25			4									8						110	400	
	6	2						10			5															40	300	
	33				15			100			5										14				20	50	225	
	12		50					75			5										17				20	80	300	
	55							300			12										20				45	175	600	
			10					50			3										12					100	325	
	80		30					100			20														30	300	1070	
	200		40	5	3			500			25										40				15	1950	3500	
	98		40					200			25										30		40			600	1275	
	75		30		80			150			5										35					300	740	
	100		40					150			1										90					110	500	
	32	6	30					25			8										32		60		20	100	380	
			12					25			9																50	
	60		16		5			100			6										16			24		265	700	
			20					100			40															150	775	
								40			20															40	60	
	100							100			16												100		50	50	425	
	125		20		4			200			8															275	740	
	80		20					50			7														20	100	460	
	60		20		50			50			4													20	180	500		
	80	2	10					80																	15	150	700	
								50			3															50	70	
			15					50																		40	250	
											6																	
	35		20					75			4															80	300	
	48		4					40			8															60	220	
		3	10					25			50															500	660	
	110		15	4				300			4														150	650	1800	
	43		30					700			3										55	0	5	20	20	236	575	
	40							100																	30	235	600	
											4																	
	54		15					100			9															25	375	710
	150		30					200			3															1200	2475	
	63		15					700			5														15	200	500	
	48		10					300																	30	200	1160	
								800																				
1902	13	259	9	363				1170			307									512			5	314	530	1040	26875	
1904	13	259	9	363				1170			307									512			5	314	530	10301	26875	

* This will include only such cheese as is made upon the farm. Milk sent to cheese factories will be regarded as milk sold off the farm.

SCHEDULE 3.—Productions of Agriculture in Union Township, in the County of Putnam, in the Post Office: Unionville

Name of Agent, Owner, or Manager.	ACRES OF LAND.			PRESENT CASH VALUE.		Total amount of wages paid during the year including value of board.	LIVE STOCK, JUNE 1, 1870.								PRODUCE DURING THE YEAR.								
	Improved.	UNIMPROVED.		Of farm.	Of farming implements and machinery.		Horses.	Males and Asses.	Milk Cows.	Working Oxen.	Other Cattle.	Sheep.	Swine.	Value of all live stock.	WHEAT.		Rye.	Indian Corn.	Oats.	Barley.	Buckwheat.	Rice.	Tobacco.
		Woodland.	Other unimproved.												Dolls.	Dolls.							
	No.	No.	No.	No.	No.		No.	No.	No.	No.	No.	No.	No.	Dolla.	Bush.	Bush.	Bush.	Bush.	Bush.	Bush.	Bush.	Lbs.	Lbs.
1	2	3	4	5	6	7	8	9	10	11	12	13	14	15	16	17	18	19	20	21	22	23	24
Stevens David	210	20		2800	100		2		17		32			700				40	50				
Nyckoff John	180	144	200	6345	500	200	11		6		15	58	40	1200	55			600	440				
Porter Geo. H.	40			600					1		2		15	70	50								
Davis Mrs M.	80			500	100		5		2		1	11	5	325	38			500	400				
Sauby Paul	140	20	20	2000	100		5		3			15	600	40				400	75				
Hansen Rosanna	80	15		1000	50		6		2		1	12	400	17				400	140		8		
Harrin David	30			300	50		4		1		1	16	300	7				200	80				
Nyckoff Reuy.	28		92	1200	75	25	2		2		3	12	15	300	13			400					
Johnson Columbus	40	22	40	1600	75		7	1	5		13	5	33	725	40			400	100				
Poley John	40	40	40	1500	100		2		2		1	20	8	325	55			400	200				
Buxhuir John	60	26	60	1400	150		4	2	2		3	2	6	325	175			700	80				
Lockey Jas H	60		100	600	70	23	2		2		2	23	1	280				300					
Shoup Wm	40	13	27	450	30		4		1				10	300				200					
Edman Er	80	13	20	800	50		3		1		3	17	9	350	56			400	90				
Stewart Wm	110	100	10	1300	200		6		4		18	16	32	1000	31			600	150				
Robbins Jas L.	320	120	140	5000	400	100	11	2	7		18	78	40	1600	185			1500	655		30		
Howard Salmon	25			300	100	25	3	1	5		22		27	700				150					
Hopkins Wm P.	25	5	10	400	30		3		2		4	20	13	350	26	5		350	130				
Haney Elias	100	95		1400	125	10	7	4	6		17	50	32	1000		110		800	115				
Lupton Asa C.	110	80	00	2000	200	10	6		4		10	50	40	730	150			700	415				
McKay Thomas	135	100	25	3200	200		10		5		10	15	40	900	100			800	300				
McKay Alouge	40		60	1200	25		3		2		3	9	36	425	27			300	100				
McKay David	40		60	1200	125		2					13	40	325				300	130				
Tyner Jas L.	160	40		2000	100	100	6		5		17	7	25	700	93			400	263				
Lupton David C.	90	25	55	1200	100	100	5		5		6	20	30	500	40	60		650	200				
Summers Caroline	240	40	140	4000	300	65	11	3	12		8	50	33	1300	60			700	500				
Summers Saml.	20	40	20	500	40		2		1		2	10	12	275	20			100	125				
Mowrer Perry	40	55		500	75	5	5		2		3	13	30	390	23			300	110				
Basham Nathan	20		100	600	50		2				2		2	300									
Scott David	50	40	70	1200	20	30	3		3		5	33	14	400	47			400	70				
Mowrer Wm	28			400	100		3		2		2	3	4	26	450	32			300	100			100
Douglass James	140	80	20	2400	150		4		3		10	30	40	800	70			700	200				
Wither Anthony	35		139	500	40		4		2		3	12	35	350	67			300	200				
Dunnis A.G.	13		75	300	20		4		2		3	9	20	300		40	26	100	56		10		100
Acce Geo. W.	20		120	600	50		2		2		2	8	12	275		10	16	150					
Newell John	70		104	1800	125	20	2		3		4	39	30	450	40	49	20	600	150				
Huey James	100			1000	75		6		3		7	45	20	525				700	200				
Crabtree John	330	150	180	5000	400		5	4	5	2	65	25	30	900	95			500	95				
Lightfoot Wm H	40			500	75		4		5		5	8	8	400	60			200	85				
Crumpacker Edward	100	300	100	5000	300	75	10		5		25	200	60	1500	34	37	28	1000	200				
	3544	1673	1952	64525	4875	788	186	17	142	6	351	912	912	23095	1736	311	90	17540	6204		48		200

State of Missouri, enumerated by me on the 28th 29th + 30th day of June, 1870.

Robert F. Little, Ass't Marshal.

YEAR ENDING JUNE 1, 1870.

	Cotton. Bales (50 lbs.)	Wool. Lbs.	Peas and Beans. Bush.	POTATOES.		Orchard products. Dolls.	Wine. Gallons.	Produce of Market Gardens. Dolls.	DAIRY PRODUCTS.			SEED.			SUGAR.					BEES.		Forest products. Dolls.	Value of Home Manufactures. Dolls.	Value of animals slaughtered or sold for slaughter. Dolls.	TOTAL VALUE. Estimated value of all farm produc- tion, including per- centage additions to stock. Dolls.								
				Irish. Bush.	Sweet. Bush.				Butter. Lbs.	Cheese.* Lbs.	Milk sold. Gallons.	Hay. Tons.	Clover. Bush.	Grass. Bush.	Hops. Lbs.	Temp. Tons.	Flax. Lbs.	Flax-seed. Bush.	Silk cocoons. Lbs.	Maple. Lbs.	Cane. Hhds. (1,000 lbs.)						Molasses. Gallons.	Wax. Lbs.	Honey. Lbs.				
				25	26				27	28	29	30	31	32	33	34	35	36	37	38	39						40	41	42	43	44	45	46
1				25	6				50	4000		50	5															300	1375	1			
2		130		40		100			400			60	5															300	1350	2			
3				5					100																	30			75	3			
4		15		40					75			4													50	50	175	720	4				
5				12					150			20													15			120	570	5			
6				6					75			5																125	400	6			
7									25			8																50	230	7			
8		50		12					75			8												8			45	335	8				
9		5	5	60		25			200			6													22		6	250	640	9			
10		40		10					50			4													59			100	375	10			
11				3					50			3													4			400	975	11			
12		49	3	60					57			4													64			75	350	12			
13				20					50			4													6			100	240	13			
14		15		10					50			10													10		40	150	500	14			
15		45		60					150			20													2			350	950	15			
16		160		25		30			200			50				20	20									50		250	3775	16			
17				20					200			20																150	350	17			
18		60		10					100			8														18		30	100	425	18		
19		60		10					200			7																20	450	1100	19		
20		90		30		15			250	50		10														25	200	75	500	1000	20		
21		54		20		20			100			15															60		250	1025	21		
22		13										5																	350	575	22		
23		30										4																	235	450	23		
24		15		15					100			15														19		600	1025	24			
25		60		20					300			7																30	400	1000	25		
26		150		40		12			400			20																75	750	1700	26		
27		12		4					50			2																	60	200	27		
28		25							25			7																	20	100	370	28	
29																																29	
30		50		30					200			10															30		175	250	770	30	
31		8	2	35		10			150			10																	100	425	31		
32		100		30					150																				150	850	32		
33		40		20					100			2																15	150	480	33		
34		27		50					100			8				3											40	75	30	300	34		
35		16		28					100			5																6	65	200	35		
36		80		50					125			10																	30	200	800	36	
37		100		20					200			7																	80	150	790	37	
38		40		20					100			15																	100	1000	1630	38	
39		18		10					200			4																	25	300	475	39	
40		650		40		30			100			30																	500	1550	40		
		2200	10	925	6	242			2000	4000		460	5	5															704	350	882	11650	30300
		2200	10	925	6	242			5000	4000		477	5	5															882	11750	30300		

* This will include only such cheese as is made upon the farm. Milk sent to cheese factories will be regarded as milk sold off the farm.

State of _____, enumerated by me on the _____ day of _____, 1870.

, Ass't Marshal.

YEAR ENDING JUNE 1, 1870.

YEAR ENDING JUNE 1, 1870.																									TOTAL VALUE.		
Cotton. Bales (450 lbs.)	Wool. Lbs.	Peas and Beans. Bush.	POTATOES.		Orchard products. Dolls.	Wine. Gallons.	Produce of Market Gardens. Dolls.	DAIRY PRODUCTS.			Hay. Tons.	SEED.			Flax-seed. Bush.	Silk cocoons. Lbs.	SUGAR.		Molasses. Gallons.	BEES.		Forest products. Dolls.	Value of Home Manufactures. Dolls.	Value of animals slaughtered or sold for slaughter. Dolls.	Estimated value of all farm produce, and additions and addi- tions to stock. Dolls.		
			Irish. Bush.	Sweet. Bush.				Butter. Lbs.	Cheese.* Lbs.	Milk sold. Gallons.		Clover. Bush.	Grass. Bush.	Hops. Lbs.			Hemp. Tons.	Flax. Lbs.		Maple. Lbs.	Cane. Hhds. (1,000 lbs.)					Wax. Lbs.	Honey. Lbs.
25	26	27	28	29	30	31	32	33	34	35	36	37	38	39	40	41	42	43	44	45	46	47	48	49	50	51	52
	81	4	30					100			40									20		50		25	160	850	
1																											
2																											
3																											
4																											
5																											
6																											
7																											
8																											
9																											
10																											
11																											
12																											
13																											
14																											
15																											
16																											
17																											
18																											
19																											
20																											
21																											
22																											
23																											
24																											
25																											
26																											
27																											
28																											
29																											
30																											
31																											
32																											
33																											
34																											
35																											
36																											
37																											
38																											
39																											
40																											
	81	4	30					100			40									20		50		25	160	850	

* This will include only such cheese as is made upon the farm. Milk sent to cheese factories will be regarded as milk sold off the farm.

SCHEDULE 3.—Productions of Agriculture in York Township, in the County of Putnam, in the

Post Office: Unionville

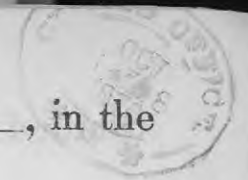


Table with 24 columns: 1. Name of Agent, Owner, or Manager. 2-4. Acres of Land (Improved, Wood-land, Other unimproved). 5-7. Present Cash Value (Of farm, Of farming implements and machinery, Total amount of wages paid during the year, including value of board). 8-15. Live Stock, June 1, 1870 (Horses, Mules and Asses, Milch Cows, Working Oxen, Other Cattle, Sheep, Swine, Value of all live stock). 16-24. Produce during the year (Wheat - Spring, Winter; Rye; Indian Corn; Oats; Barley; Buckwheat; Rice; Tobacco).

Handwritten totals at the bottom of the table, including a large sum of 1653 and other numerical aggregates.

SCHEDULE 3.—Productions of Agriculture in York Township, in the County of Pulaski, in the

Post Office: Unionville

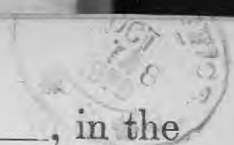


Table with columns for Name of Agent, Owner, or Manager; Acres of Land (Improved, Wood-land, Other unimproved); Present Cash Value (Of farm, Of farming implements and machinery); Total amount of wages paid during the year; Live Stock (Horses, Mules and Asses, Milch Cows, Working Oxen, Other Cattle, Sheep, Swine); and Produce During the Year (Wheat, Rye, Indian Corn, Oats, Barley, Buckwheat, Rice, Tobacco). Rows 1-40 list individual farmers and their data.

Summary rows with totals for columns 2-7 and 16-24. Includes handwritten totals like 2127, 1230, 2258, 59210, 3265, 450, 148, 18, 92, 283, 763, 486, 17050, 1385, 720, 9220, 4181, 334.

State of Missouri, enumerated by me on the 30th 22nd 23rd day of Aug, 1870. Robert Little, Ass't Marshal.

YEAR ENDING JUNE 1, 1870.

Table with 52 columns (25-52) and 40 rows (1-40). Columns include: Cotton, Wool, Pigs and Beans, Potatoes (Irish, Sweet), Orchard products, Wine, Produce of Market Gardens, Dairy Products (Butter, Cheese, Milk sold), Hay, SEED (Clover, Grass, Hops, Hemp, Flax, Flaxseed, Silk cocoon), SUGAR (Maple, Cane, Molasses), BEES (Wax, Honey), Forest products, Value of Home Manufactures, Value of animals slaughtered or sold for slaughter, and TOTAL VALUE. Rows contain numerical data for each category.

* This will include only such cheese as is made upon the farm. Milk sent to cheese factories will be regarded as milk sold off the farm.

Handwritten totals at the bottom of the table: 1776, 115, 681, 200, 3635, 367, 23, 1036, 260, 974, 5125, 18277.

