

















SCHEDULE 3.—Productions of Agriculture in Charlton Township, in the County of Randolph in the

Post Office: Cairo



1	ACRES OF LAND.			PRESENT CASH VALUE.		7	LIVE STOCK, JUNE 1, 1870.								PRODUCE DURING THE YEAR.								
	2	UNIMPROVED.		5	6		8	9	10	11	12	13	14	15	WHEAT.				22	23	24		
		3	4												16	17	18	19				20	21
Name of Agent, Owner, or Manager.	Improved.	Wood-land.	Other unimproved.	Of farm.	Of farms, imple-ments and machinery.	Total amount of wages paid during the year, including value of board.	Horses.	Mules and Asses.	Milk Cows.	Working Oxen.	Other Cattle.	Sheep.	Swine.	Value of ALL live stock.	Spring.	Winter.	Rye.	Indian Corn.	Oats.	Barley.	Buckwheat.	Rice.	Tobacco.
	No.	No.	No.	Dolls.	Dolls.	Dolls.	No.	No.	No.	No.	No.	No.	Dolls.	Bush.	Bush.	Bush.	Bush.	Bush.	Bush.	Bush.	Bush.	Lbs.	Lbs.
Campbell S. V.	100	16		1500	60	100	3	2	3	8	25	500	28				375	175					1400
Farris John	30	41		900	30		6	1	2	3	15	12	600	12	20	10	200	40					1500
Taylor D. F.	15			150	17		5	1	1	1	15	10	500		30		75	60					
Harlan James	30	50		1000	15		3		4	2	4	30	8	700		30		150	100				2000
Harlan L.	40	80		1500	60		4	1	4	2	5	35	15	700		35		200	200				1500
Alexander L. S.	140	90		2500	200		8	2	3		2	8	1000										
Stephenson John	50			500	40			2	2			6	200				400						
Turner Joseph	30	47		5000	50		3		5	2		20	14	600		40		1000	150				1500
Turner J. S.	25			300	10		2		2			20	14	300				1000	40				
Turner J. H.	25			300	10			2	1			2	12	300	20			1000					1200
Gray David	20			300	14		1	2	2				11	300	4			250					1300
Gray James	12			240														200					1100
Richmond John	300	250		6000	175	100	5	4	8		5	30	30	1000	30	250	30	500	300				1800
Edwards J. V.	100	60		2000	70	100	5		3		4		15	700		30		600	100				2000
Wright John	20	20		500	25		2		2			5	14	200		5		125					900
Mathis W. H.	25	55		800	95		1	1	2		1	8	19	300		40		150	100				
Jackson R. B.	40	40		800	20		2	1	2		1	12	9	300				50	40				1200
Kirkpatrick M.	60	140		3000	20		5	1	4		3	18	25	800		50	25	100	30				
Richmond J. M.	150	100		3000	100		1	4	3		3	8	20	600		40	20	750	15				
Gunter James	20			200	50		3		2			15	10	300				200					700
Gunter John	20			200	10		1	1	2		1	5	8	200									
Richmond S. H.	70	220		4000	70		8	2	5		5	40	20	1000	18	80	60	300	60				2000
Johnston H. C. H.	100	39		2000	60		1	1	1			18	200	21			500						2000
Smith Caswell	100	222		4000	50		3		2		2	14	25	500		129		500	140				4000
Rice J. S.	200	36		3000	175		5	2	4		9	26	20	900	16	126	36	1000	100				7000
Gray J. H.	120	40		2000	80		6	5	12	2	20	18	80	2000		600	200	300	200				
Gardner J. H.	80	40		2000	100		5		1			2	400										
Baker A.	240	187		6000	350		13	3	12		60	30	40	8000	37	150	100	750					
McDonald J. M.	60	140		3000	50		4		1		2	8	400				200	50					
Burton J. D.	290	90		4000	125	100	6	6	8	4	31	22	57	2000	26	50		250	400				5000
Harlan L. H.	24	56		1000	70		5		2			6	14	500		14		250					1700
Clarity Geo. H.	25	55		1000	10		4	4	3		2	6	13	800				150	200				1100
Palmer Wm.	80	20		1500	5		2		1			6	300										
Fuller Henry	80	20		1500	40		2	1	1	1		6	400										
Beard H.	85	100		2000	200		7	5	3		5	20	14	100	30	100	30	300	200				
Turner Wm. C.	20	150		1000	10		2		1		1		200										
Dameron M.	40	40		1000	30		2		1		1	9	7	300				400	40				500
Harlan J. S.	52	100		2500	50		2		7	2	1	18	14	700		6	10	200	100				700
Harlan R. H.	30	90		1500	5		4	1	2		3		18	500				150	100				600
Burton W. B.	95	145		3000	40		6	1	6		13	20	20	1000	20	30	15	375	100				

2063 2189 11190 2541 1100 11754 130 15 19 119 158 253111 257 1513 236 13100 30111 10900



State of Missouri to be enumerated by me on the 31<sup>st</sup> day of August, 1870.

J. J. Cameron, Ass't Marshal.

YEAR ENDING JUNE 30, 1870.

LIVE STOCK, LIVE

No.	Cattle	Wool	Pens and Decas.	POTATOES.			Orchard products.	Wine.	Produce of Market Gardens.	DAIRY PRODUCTS.				Hay.	SEED.		Flax.	Flax-seed.	Silk cocoons.	SUGAR.			BEES.		Forest products.	Value of Home Manufactures.	Value of animals slaughtered for slaughter.	TOTAL VALUE.	
				Irish.	English.	Sweet.				Butter.	Cheese.	Milk sold.	Clover.		Grass.	Maple.				Cane.	Molasses.	Wax.	Honey.	Dolls.					Dolls.
25	26	27	28	29	30	31	32	33	34	35	36	37	38	39	40	41	42	43	44	45	46	47	48	49	50	51	52		
11	30			15		40				100		7														180	550		
12	40									50		1									25				50	140	600		
13	40									50											20				6	50	300		
14	100			10		30				50		6											100	40	120	400			
15	100			10		20				50		4									18				40	150	450		
16						50				100																	100		
17				10						50																	100	450	
18	80			50		100				250		8												200	70	175	800		
19	70			30						150		2													20	150	900		
20				15						50																70	800		
21										50																150	300		
22										50																	150	150	
23	10			10		100				200		7														250	1000		
24				40		40				250		14														100	800		
25	25									30																25	40	300	
26	25			40		10				100		1														20	60	300	
27	30			20						50																10	60	200	
28	9					5				40		1														70	250		
29	20			10		20				100		22														10	150	525	
30	20			5						50		2														10	600	800	
31										50																	50	450	
32	120			12	20	10				850		5														70	150	600	
33												1														20	40	600	
34	70			35						70		2														10	200	800	
35	120			60		30				100		4														40	800	1500	
36	50			100	50	60				100		12															1400	3000	
37										20																		300	
38	90			10						500																50	400	1100	
39										50																	100	225	
40	60									200		6														50	4000	4800	
41	20			7						40																15	80	300	
42	18			20						100																	95	300	
43										40																		110	
44										100																		150	
45	50					30				100																30	150	800	
46										40																		20	
47	20									50		1															15	60	300
48	30			30		40				200																	40	100	350
49																													160
50	80									100		3															35	160	500
51	100									350																			800
52																													900

\* This will include only such cheese as is made upon the farm. Milk sent to cheese factories will be regarded as milk sold off the farm.



SCHEDULE 3.—Productions of Agriculture in Charlton Township in the County of Randolph  
 Post Office: Carr



1	ACRES OF LAND.			PRESENT CASH VALUE.		7	LIVE STOCK, JUNE 1, 1870.								PRODUCE DURING THE YEAR.								
	2	UNIMPROVED.		5	6		8	9	10	11	12	13	14	15	WHEAT.				21	22	23	24	
		3	4												16	17	18	19					20
Name of Agent, Owner, or Manager.	Improved.	Wood-land.	Other unimproved.	Of farm.	Of farming implements and machinery.	Total amount of wages paid during the year, including value of board.	Horses.	Mules and Asses.	Milk Cows.	Working Oxen.	Other Cattle.	Sheep.	Swine.	Value of ALL live stock.	Spring.	Winter.	Rye.	Indian Corn.	Oats.	Barley.	Buckwheat.	Rice.	Tobacco.
	No.	No.	No.	Dolls.	Dolls.	Dolls.	No.	No.	No.	No.	No.	No.	Dolls.	Bush.	Bush.	Bush.	Bush.	Bush.	Bush.	Bush.	Lbs.	Lbs.	
1	Brogan Henry	200	230		5000	55	5	2		6	25	15	700		150			150					
2	Spisnauer	60	80		2000	40	4	1	2	10	15	10	700	5				300					
3	Dennis H F	80	20		2000	60	4	2	2	1	12	11	600					500	100				800
4	Jerry Jos S	20	32		800	40	2		2	4	18	10	400					400	100				1500
5	Hoster Wiley	80	20		1500	65	6		2	6		7	700		50			400	65				1500
6	Wormack G D	174	70		3500	60	2	2	2	4		25	500	32				1100	275				
7	Lins Wm J	35			600	35	2	4	3			5	7	600		23			200	25			700
8	Johnson James	20			300	40	3		1	1	2	10	300					200					600
9	Carter Geo J	160	40		4000	100	3	4		10		65	800					400	100				
10	Wolveston Jos	40	40		1200	50	4		1	1		2	400					375	75				100
11	Stamper Sam	15			200	25	2		1	1		1	200		10			300					2200
12	Phipp S G	25			400	35	2		2	2		3	200										
13	Perkins Sic	14			200	30	2		1			5	200					100					500
14	Summers F	15			2000	30	5	2	3	1	12	9	700										
15	Price Charles	80	40		1500	65	4		4	5		12	500										
16	Traphagan Wm	80	40		1500	65																	
17	Conroy James	40			600	50	3		1			10	300					100	75				800
18	Conroy Michael	40			600		1		2			2	40	200				100	75				
19	Hunt Geo W	140	20		2500	95	5	4	2	15	6	6	13	1800	45	45	30	1000	150				
20	Broadus E J	150	190		4000	100	8		5	4	30	30	900		150			750	350				6500
21	Broadus M B	20			400	60	2	1	2	3	20	15	400		60			250	50				4000
22	Cavanah H B	25	55		1000	40	2	4	1	3	2	30	500		60			500					2000
23	Jackson Wm J	240	80		2000	100	2	1	1			12	400	27									
24	Shipp E Chyphth	120	60		3000	25	5		2			30	400		75	60		500					
25	Sumpter Burt	63			1000	40	4	1	2	1		13	500		54	30		500					400
26	Trimble Hugh	250	110		5000	125	9	5	5	2	12	20	1700	40	80			750	200				
27	Richmond B J	200	200		6000	200	2	6	2	2	1	50	700	35	26	10	1000	50					
28	Grogory J J	28	17		500	40	1	1	2	2		14	250		35	12	10	150					
29	Richmond J J	200	40		4000	60	4	1	4	6	30	20	800	40	40			350	300				
30	Dawkins M G	200	100		10000	350	3	18	6	9	14	25	2000	75	25	15	500	200					200
31	Doyle A J	80	160	40	4000	100	3	2	1	3		11	500		80			150	80				
32	Lamb J E	60	120		2500	100	7	1	3	3	30	12	800					200	40				
33	Hudson Daniel	80			800	40	4		1	2		10	400		50			250	30				1000
34	James B F	50	30		800	50	5		3	3		11	500		140			250	150				2000
35	Grop J M	50	30		1000	35	1		2	3		1	200					100	40				
36	Phipp Perry	40			600	50	2		2			21	200										
37	Bundage J J	60	20		1000	40	2		2	2	23	25	200		75	40		250	100				1500
38	Shook Jos	30	10		600	40	12		1	1	20	7	300		15			100	20				
39	Edward Wm	80	80		2000	100	8		4	6	46	10	1000		38			500	60				900
40	Miller Horace	40	20		1000	50	3		2	3	3	7	400		50								700
		500	200	200	2000	100	15	50	90	17	126	330	126	20550	299	1570	107	1250	3070				25300



State of Missouri, enumerated by me on the 1<sup>st</sup> & 2<sup>nd</sup> day of Sept, 1870.

J. J. Damer, Ass't Marshal.

YEAR ENDING JUNE 1, 1870.

Cotton.	Wool.	Pens and Beesw.	POTATOES.		Orchard products.	Wine.	Produce of Market Gardens.	DAIRY PRODUCTS.				SEED.			SUGAR.				BEES.		Forest products.	Value of Home Manufactures.	Value of animals slaughtered or sold for slaughter.	TOTAL VALUE.				
			Irish.	Sweet.				Butter.	Cheese.*	Milk sold.	Hay.	Clover.	Grass.	Hops.	Hemp.	Flax.	Flax-seed.	Silk cocoons.	Maple.	Cane.					Molasses.	Wax.	Honey.	
																												Dolls.
25	26	27	28	29	30	31	32	33	34	35	36	37	38	39	40	41	42	43	44	45	46	47	48	49	50	51	52	
	40				30			40			1											4	100		20	120	320	
	20				20						3															100	305	
	40		10	10				25			2												15			100	480	
	25		10	5				40																	10	40	460	
								60			4											40				60	500	
			10					40																		200	985	
	10		10					50														60			15	15	230	
	8		4					25			2											25				6	45	225
	35				50			50																			75	445
								100			2																75	765
			10					10														30			4		330	
								10																				25
								5														10						105
	25							100																			15	52
								25																				15
								25																				17
								50																				260
								50																				95
			10					100																			150	860
	100		40		40			150			3															8	320	1200
	60		15					50																			75	605
	10		10					50														80			10	100	580	
								150			20																	190
			40		50			80			5											20					200	1100
			25					40			2											10					90	470
	100		30		50			150			8																450	1360
			40					40																				1010
			15		4			100														40			10	70	250	
	50				4			40			4																300	740
	25		5		30			200																		20	200	820
			10					100																			25	255
	50		40					50																				160
			10		10			50														200					60	455
			75		40			50			1																40	710
								50														100			10		240	
								30																				10
	30		10		5			50			3											30			25	50	480	
	10		50					100																			40	180
	80		40		50			100														100			50	100	735	
	35		5					40																		40	40	210

\* This will include only such cheese as is made upon the farm. Milk sent to cheese factories will be regarded as milk sold off the farm.







State of Missouri, enumerated by me on the 2<sup>nd</sup> of 3<sup>rd</sup> day of Sept, 1870.

J. J. Damron, Ass't Marshal.

YEAR ENDING JUNE 1, 1870.

	Cotton. Bales (50 lbs.)	Wool. Lbs.	Peas and Beans. Bush.	POTATOES.		Orchard products. Dolls.	Wine. Gallons.	Produce of Market Gardens. Dolls.	DAIRY PRODUCTS.			SEED.					SUGAR.			BEES.		Forest products. Dolls.	Value of Home Manufactures. Dolls.	Value of animals slaughtered or sold for slaughter. Dolls.	TOTAL VALUE. Dolls.							
				Irish. Bush.	Sweet. Bush.				Butter. Lbs.	Cheese.* Lbs.	Milk sold. Gallons.	Hay. Tons.	Clover. Bush.	Grass. Bush.	Hops. Lbs.	Hemp. Tons.	Flax. Lbs.	Flax-seed. Bush.	Silk cocoons. Lbs.	Maple. Lbs.	Cane. Hhds. (1,000 lbs.)					Molasses. Gallons.	Wax. Lbs.	Honey. Lbs.				
																													25	26	27	28
1		45			15				100		1														15			40	75	305	1	
2				10					25																		10		20	340	2	
3		18		25	10				25																			8	40	280	3	
4		17		30					40																12			7	70	290	4	
5		50		20	100				100		2														100			40	150	1470	5	
6				10	25				40		1																		200	660	6	
7		40		10	20				40		5														15				100	825	7	
8		60		10	50				100		3														30			10	250	915	8	
9		50		20					150		1																	75	180	805	9	
10		20		12					25																			15	100	500	10	
11		100		40	25				100		2																	20	150	720	11	
12		<del>40</del>		<del>10</del>					<del>100</del>																				20	<del>100</del>	<del>1075</del>	12
13		16		15					25																				8	40	345	13
14		24							50																8				70	225	14	
15				10					40																				50	240	15	
16				10					75																15				75	505	16	
17		50		25					150																				100	560	17	
18		6		15					25																				50	290	18	
19		60		30	30				100																30	15		75	100	875	19	
20		60		15	20				100		3																	15	300	1020	20	
21		65		10	20				50		6																	12	150	930	21	
22				5					60		1																		400	875	22	
23		25		7	10				50																	30		15	100	515	23	
24		90							20		8																	20	120	540	24	
25																													50	185	25	
26		15		10					100		2																		120	380	26	
27		40		4					40		4																		20	200	530	27
28		40		40	8				40		4																		30	160	580	28
29																														100	29	
30		40		10					40		7																		100	650	30	
31		20		10					100		1																		70	450	31	
32		<del>8</del>		40	20	20			60		20															100	70		150	1225	32	
33		8		10																										220	33	
34		10							40		2																		100	420	34	
35		5			<del>5</del>				30																				10	100	350	35
36				10					10																					60	380	36
37				8					40																					80	210	37
38									50		1																		100	220	38	
39				25					100		3																60		80	570	39	
40		33		20					100																				40	260	770	40

\* This will include only such cheese as is made upon the farm. Milk sent to cheese factories will be regarded as milk sold off the farm.



SCHEDULE 3.—Productions of Agriculture in Chariton Township in the County of Randolph the

Post Office: Leass



1	ACRES OF LAND.			PRESENT CASH VALUE.			LIVE STOCK, JUNE 1, 1870.								WHEAT.								24		
	Improved.	UNIMPROVED.		Of farm.	Of farming implements and machinery.	Total amount of wages paid during the year, including value of board.	Horses.	Mules and Asses.	Milch Cows.	Working Oxen.	Other Cattle.	Sheep.	Swine.	Value of all live stock.	WHEAT.		Rye.	Indian Corn.	Oats.	Barley.	Buckwheat.	Rice.		Tobacco.	
		No.	Wood land.												Other unimproved.	Dolls.									Dolls.
2	3	4	5	6	7	8	9	10	11	12	13	14	15	16	17	18	19	20	21	22	23	24			
1	Stokes Sam	80		1600	100		2	2	1			4	200		40	100	500	200							1
2	McGure John	100	100	4000	500		6	4	5		1	30	10	1000		54		500	800						2
3	Summer W	5	25	500	400		2	1	2		1	20	10	400				100	50				800		3
4	Parish W L	40		500	40	30	4	3	2			15	60	500				600							4
5	Morris Wm B	40		500	10		2	2				8	30		75		200	80	125						5
6	Johnson J D	100	100	3000	50		7	2	6		3	16	14	1000				700	80				3000		6
7	Leass O P	80		1200	60		4	2			8	15	12	600		20		250	50				500		7
8	Turner R M	150	170	4000	50		9	6	7		2	30	70	1600	7	50	60	500	100				2500		8
9	Darmon J	25		500	10		2	1	1			10	300					100	20						9
10	Leass Leas	100		2000	100		4	4		4	14	15	600		25		200	100					500		10
11	Harlan W D	70		1200	40		5	3	2			20	12	600	24			300	100				3000		11
12	Holman J M	80	50	1800	60	100	3	6	2	7	17	12	700					750					2000		12
13	Bradley J	40	40	800	20		1	2	1			10	200					200	50						13
14	Bradley B	12		240	50	50	6	3				15	12	600	32			250	50						14
15	Shacklett B	25	55	1000	10		2	2	1			9	200					200	30						15
16	Cavens Geo	20	140	2000	50		7	3				6	9	600				400	20				1800		16
17	Barnes E Has	100	90	2500	80		5	1	2		1	12	50	700				1500	100				1000		17
18	Epperly Mary D	50	50	1500	100		3	2		4	8	16	500					2500	40						18
19	Frazier J H	60	55	1500	50		3	1		1		5	300		30			200	200						19
20	Prather L E	40	10	700	40		4	1	1			8	7	800				150	50						20
21	Clyfton Merit	40	10	600	40		2	1				4	6	250		30		150	50						21
22	Seyon Mullen	80	20	1200	50		2	2				10	7	400		120		200	150						22
23	Hosler J S	35		400	90		2	2	2	2	3	20	600					300	50				115		23
24	Turner M S	150	90	4000	100		8	5	6	2	12	25	25	1600		10		600	75				220		24
25	Hick John J	35	45	1000	10		1	1	3			6	200					500	50						25
26	Gammom S H	50	45	1200	20		3	2		3	12	5	500		18	70	15	500	80						26
27	Waterfield J W	30	10	500	40		3	3		3	20	3	400		10	16		125					2500		27
28	Rice Asham	50	70	1500	40		5	3	3		6	14	12	800		30		300	250				1500		28
29	Rice J P	40	40	1000	30		4	1	3		4	9	6	600		15		300	150						29
30	Waterfield A J	40	40	1000	40		4	1		1	9	8	400		14			250	100				1600		30
31	Epperly David	80	130	2500	140		6	6	2	10	16	48	1000		44			600	100						31
32	Lachson A	24	40	1000	60		1	3		1		13	200		36	8		300	50						32
33	Thomas W A	80	20	1000	100		3	6		3		4	400		80	50		400							33
34	Murray W H	40	80	1500	25		1	1			5	2	100					800					200		34
35	Footley Nathan	150	250	5000	40		6	1	6	4	6	40	30	1000		160	30	300	70						35
36																									36
37																									37
38																									38
39																									39
40																									40

2211 1845 39 5744 26 15 180 130 35 111 16 82 39 53 2025 59 95 263 1025 2445 125 21035



State of Missouri, enumerated by me on the 30th day of Sept, 1870.

J.D. Danveron, Ass't Marshal.

YEAR ENDING JUNE 3, 1870.

Table with 52 columns (25-52) and 40 rows (1-40). Columns include categories like Cotton, Wool, Peas and Beans, Potatoes, Dairy Products, Seed, Sugar, Bees, and Forest products. Each cell contains numerical data representing production or value.

\*This will include only such cheese as is made upon the farm. Milk sent to cheese factories will be regarded as milk sold off the farm.







State of *Missouri*, enumerated by me on the *3<sup>rd</sup>* day of *Sept*, 1870.

*J. J. Jamerson*, Ass't Marshal.

YEAR ENDING JUNE 1, 1870.

	Cotton. Bales (450 lbs.)	Wool. Lbs.	Peas and Beans. Bush.	POTATOES.		Orchard products. Dolls.	Wine. Gallons.	Produce of Market Gardens. Dolls.	DAIRY PRODUCTS.			SEED.			SUGAR.					BEES.		Forest products. Dolls.	Value of Home Manufactures. Dolls.	Value of animals slaughtered or sold for slaughter. Dolls.	TOTAL VALUE. Dolls.					
				Irish. Bush.	Sweet. Bush.				Butter. Lbs.	Cheese.* Lbs.	Milk sold. Gallons.	Hay. Tons.	Clover. Bush.	Grass. Bush.	Hops. Lbs.	Hemp. Tons.	Flax. Lbs.	Flax seed. Bush.	Silk cocoons. Lbs.	Maple. Lbs.	Cane. Hhds. (1,000 lbs.)						Molasses. Gallons.	Wax. Lbs.	Honey. Lbs.	
	25	26	27	28	29	30	31	32	33	34	35	36	37	38	39	40	41	42	43	44	45	46	47	48	49	50	51	52		
1		40		10		10			50			3															100	430	1	
2				10		20			100			16														40	140	880	2	
3		60		30		30			100			6											100			100	630	3		
4									50			1															150	430	4	
5				10					30																		40	190	5	
6				10					10																			140	6	
7				5					20																		50	120	7	
8									20																		50	70	8	
9																													9	
10																													10	
11																													11	
12																													12	
13																													13	
14																													14	
15																													15	
16																													16	
17																													17	
18																													18	
19																													19	
20																													20	
21																													21	
22																													22	
23																													23	
24																													24	
25																													25	
26																													26	
27																													27	
28																													28	
29																													29	
30																													30	
31																													31	
32																													32	
33																													33	
34																													34	
35																													35	
36																													36	
37																													37	
38																													38	
39																													39	
40																													40	
	100		45	60					380			26															100	40	650	2960

*I whole No. Pages 14 I certify that they were made according to law and instructions*  
*J. J. Jamerson*  
*Asst. Marshal*

\* This will include only such cheese as is made upon the farm. Milk sent to cheese factories will be regarded as milk sold off the farm.



SCHEDULE 3.—Productions of Agriculture in Jackson Township, in the County of Randolph, in the

Post Office: Leano



Name of Agent, Owner, or Manager.	ACRES OF LAND.			PRESENT CASH VALUE.		Total amount of wages paid to farm hands, including value of board.	LIVE STOCK, JUNE 1, 1870.								PRODUCE DURING THE YEAR.								
	Improved.	UNIMPROVED.		Of farm.	Of farming implements and machinery.		Horses.	Mules and Asses.	Milk Cows.	Working Oxen.	Other Cattle.	Sheep.	Swine.	Value of All live stock.	WHEAT.		Rye.	Indian Corn.	Oats.	Barley.	Buckwheat.	Rice.	Tobacco.
		No.	Wood-land.												Other unimproved.	Dolls.							
1	2	3	4	5	6	7	8	9	10	11	12	13	14	15	16	17	18	19	20	21	22	23	24
1 Halliburton B W	15	25		400	50		2	1	1			5	200		40		50						1500
2 Megard H D J C	90	110		2500	40		4	3	3		1		18	1000		50		750	300				
3 Surber Wm	160	58		4000	300	600	4		2		2		8	500									
4 Riley W G	160	67		4000	200	200	9	10	6		8	32	24	2000		132		625	572				1800
5 Brown Ben J C	150	550		10000	150		14		7	2	10	60	60	2000				500	700				
6 Coulter J	160	79		4000	200		6	1	7		11	17	20	1000		30	15	400	440				500
7 Durham M D	100	152		5000	150		6		3	2	6	5	18	800		22		375	200				
8 Durham Wm A	80	60		2500	70	150	2	1	2	2	5	20	16	600		50	15	300					
9 Wall D J	140	100		4000	250	30	5	2	3		3	15	18	800		96		500	80				
10 Ferrill W W	76	20		1800	80		5		2		1	9	6	500		10		12	130				
11 Lamb J W	160	84		4500	200	50	5	2	5		21		3	3000		600		1250	300				
12 Baker W M	80	104		3000	90		3		1				10	300				50					
13 Reynolds W L	160	40		4000	200		3	4	4		4	35	14	900			100	15000					
14 King Wm	160	277		4000	200	250	8	1	8	4	7	60	25	1700		50	12	250	40				
15 Scratchfield L D	90	60		3000	200		6		2		21	12	10	1500		20	60	250	52				
16 Sanderson A D	3	10		300	100		2	1	1					300		30							
17 Chittwood Wm	40	20		1200	30		3	2	3		8	11	8	100				200	100				
18 Newton James	280	25		6000	200	100	8	8	3			80	21	1500	15	40	40	150	211				
19 Newton John F	120			2500	20	75	6		2				4	500									
20 Newton John F	180	220		5000																			
21 Beull J J	30			600	50		2		2		1		12	250			20	100	40				
22 Hannah P A	120	170		6000	100		6	3	2	2	7	35	20	1000	10			250	100				
23 King S R	140	20		3500	50		2	2	1		1		6	800									
24 Manning W F	80			1600	100	250	3		2		3	28		500		27		150	100				
25 Shigall W H	30			6000	30		3		2		3		16	300				200	60				
26 King J G	16	110		2000														25					
27 Gooddry Ed	75	75		1600	20		6	1	5		1	12	12	100		9		150	50				
28 Dodson J G	68	40		1800	100		3	1	3		1					6		150	40				
29 Chittwood F M	55			1000	40		6	1	2		7	26	15	800		12	11	300	40				
30 Shaw Robt	170	120		4000	100		12	1	4			17	11	1200	16	6	6	40	200				
31 Dixon Albert	80	40		2300	500		7		3		10	25	12	1000		150		2000	60				
32 Shaw H F	20	60		1200	60				1				6	50		14							
33 Root H J	80	100		3500	70		5	2	3		1	23	23	800		75		250	100				
34 Stephen P A D	120			2000	50		4	2	1		10			800				250					
35 Griffin Wm G	70	50		2300	250	90	6		6		5	20	22	800				250	250				
36 Williams Haniel	45			600	70	80	4				1	4	6	300	8	16	8	100	45				650
37 Roman Susan	75	85		3000	30	80	7	2	3		1	25	16	700		12	4	125	70				
38 Roman J S	32	8		700	30		5	2	3			13	17	700	6	12	4	50	100				
39 Edward E	80	60		2500	30		5		2		5	20	15	800				250	200				
40 Campbell W B C	80	40		2000	150	60	7	6			5		10	1400				50	200				
	3815	3009		123900	4550	1395	202	58	110	12	244	599	574	31500	53	974	295	25802	11258				1450







SCHEDULE 3.—Productions of Agriculture in Jackson Township, in the County of Randolph, in the State of North Carolina

Post Office: Carroll



Name of Agent, Owner, or Manager.	ACRES OF LAND.			PRESENT CASH VALUE.		Total amount of wages paid during the year, including value of board.	LIVE STOCK, JUNE 1, 1870.								PRODUCE DURING THE YEAR.										
	Improved.	UNIMPROVED.		Of farm.	Of farming implements and machinery.		Horses.	Mules and Asses.	Milch Cows.	Working Oxen.	Other Cattle.	Sheep.	Swine.	Value of All Live Stock.	WHEAT.		Rye.	Indian Corn.	Oats.	Barley.	Buckwheat.	Rice.	Tobacco.		
		No.	Woodland.												Other unimproved.	Dolls.								Dolls.	Dolls.
1	2	3	4	5	6	7	8	9	10	11	12	13	14	15	16	17	18	19	20	21	22	23	24		
Winkler John	60	160		4000	60	20	7		4	1		14		700					500	905					
Polson H P	90	100		3800	195		5	1	4			7		700		45	46	600	200						
Polson I A	60	100		3000	100		12	7	3		10		30	1400		15	15	500	400						
Lone Greenup	240	120		7000	100	60	7	3	4		34	80	11	1700		7	20	195	350						
Davis S C	150	90		2500	75	100	5	3	2		4	17	18	1000	34	52		200	200						
Reynolds J	180	80		5000	75	75	7		6	2	5	25	30	1200		65		250	500						
McCann Wm Sen	200	380		9000	100	350	7		8	2	18	30	17	1500				250	100						
Edwards Joel	100	80		3000	100		8	2	4		20	50	30	1500		100		500	200						
Elsea Henry H	120			2000	75	50	7	5	4	2	20	30	10	2000		90		300	100						
Gray J W	25	35		700		2			2					200											
Collier Sterling	65	51		2000	200	20	8	2	4		4	38	24	1100		45	14	300	100						
Luggle H P	30	11		500	70		4		2			20	12	500		34		300	80						
Maggard Sam	27	13		400	15	10	3		2			10	28	300		65	40	185							
Foley John M	40	40		1000	70		5		1			11	6	600			50	200	75				1000		
Keiper Jacob	15	25		500	50		1		1			8	5	150				100					2000		
Brook C R	60	20		1200	40	100	2	1	1			12	1	300				25	20						
Wilson D W	60	64		2000	60		2		3		3	9	1	400											
McCann Wm	130			2000	150		6		3		7	4	15	500		40		375	50						
Edwin Wm	100			700					2		2	2	5	150				50	20						
Cornell David	80	20		2000			7		1			13	280					450	100						
McCann J W	95	40		2500	200	60	5	2	8		7	15	9	900		150	50	100							
McCann Wm Sen	200	150		7000	160		12	3	2		12	50	10	1700		100	18	500	400						
Brook M J	80	90		3000	100		6		4		9	16	26	1000				300							
Stone J H	40	20		1000			3		2		5	20	9	600	40	100	30	50	820						
Petty J H	60	20		2000	70		5		3		1	13	50			17		150	100						
Dean Richard	50	50		2000	50		2		4	2	2	10	2	500	50	50	10								
Lee Sarah A	20	10		600					2			2	2	200		20		80							
Young A M	90	40		2000	50		2		3		3	8	3	300		25		150	40						
Dean B H	48	42		1800	300		4		3		6	10	8	600		100	60	150	150						
Dean Thomas	48	32		1600	300		2	2						250											
Dean Geo	40	20		1200	300		9		1			3	250		37	42	100	50							
Hare J W	200	160		6000	300		13		10		14	45	50	1700		230	45	1200	600						
Brookhart W A	300	250		8000	100	400	15		6		4	50	30	1600		270		750	900						
Battle M Rich	20			300	10		2		2			4	200		14		60	25							
Lavage F A	75	400		5000	125	250	9		1	2	1	14		1000											
Sharkman S	40			800	20		2		2				13	250				150	200						
Lookey C S	35	45		800	30	150	2	2	2		4	18	25	500		83	30	260	75						
Montgomery	30	90		1200	30		5		1			10	50					150					200		
Kepner Geo	12	68		800	3		2					11	4	200			40	60	10						
Keiper B	9	31		400	50		2					11	4	200											

3934 2944 3915 1644 193 30 115 11 198 65 2 155 29080 1224 1716 510 5940 4410 3700



State of Missouri, enumerated by me on the 18<sup>th</sup> 19<sup>th</sup> 20<sup>th</sup> 21<sup>st</sup> day of July, 1870.

J. J. Gannon, Ass't Marshal.

YEAR ENDING JUNE 1, 1870.

1	2	3	POTATOES.		Orchard products.	Wine.	Produce of Market Gardens.	DAIRY PRODUCTS.				SEED.		Hogs.	Hemp.	Flax.	Flax-seed.	Silk cocoons.	SUGAR.		BEES.		Forest products.	Value of Home Manufactures.	Value of animals slaughtered or sold for slaughter.	Estimated value of stock, including provisions and additions to stock.	52					
			Irish.	Sweet.				Butter.	Cheese.*	Milk sold.	Hay.	Clover.	Grass.						Maple.	Cane.	Molasses.	Wax.						Honey.				
																													Bales (450 lbs.)	Lbs.	Bush.	Bush.
			15					100			3									46				120	610	1						
	00							100			6													50	100	850	2					
	00							100			7									00				25	700	1275	3					
	240		15	40				50			30													50	340	890	4					
	40		12	50				75			9													40	260	800	5					
	90		20	40				150			10													50	180	970	6					
	110		15	15	15		10	180			5													40	260	600	7					
	150		5	50				150			2													100	50	40	250	980	8			
	90		20	15				50			20													20	20	40	100	600	9			
	00							30																00			40		10			
	100		4	50				150			40													38		30	250	900	11			
	60		6								00													81	65	40	140	480	12			
	40		10					30			00													00		20	100	500	13			
	30		10					30																			50	360	14			
	18		10					20																	00		65	365	15			
	40		6					40			1													00	25	6		110	16			
	34							30																			6	26	17			
	75		10	300				200			60																25	285	1850	18		
	00		3					60			1																60	170	19			
	00							50			20																	330	20			
	60		10	100				100			25	5													15	20	25	75	590	21		
	160		20	100				100			25																45	100	1200	22		
	48		10	30				20			<del>20</del>	<del>20</del>															30	100	360	23		
	50		25					150	40																					24		
	35			25				20			6																	100	310	25		
	35		20	100				200			12																	100	560	26		
	00			00				200			00																		160	27		
				10				300			12																	16	336	28		
	30		3					200			6																	280	700	29		
	00							00			00																200		300	30		
			20					75			4																300	32	580	31		
	100		60	20				100			40																	80	460	1960	32	
	100		30	100				150			10																		200	1260	33	
								70			00																	70	250	34		
	75																													20	35	
			10					100																					95	120	395	36
	50		12					50																					80	400	37	
			6																										40	185	38	
	15																												50	140	39	
	30																													110	40	

\* This will include only such cheese as is made upon the farm. Milk sent to cheese factories will be regarded as milk sold off the farm.



SCHEDULE 3.—Productions of Agriculture in Jackson Township, in the County of Randolph, in the

Post Office: Gairo



Name of Agent, Owner, or Manager.	ACRES OF LAND.			PRESENT CASH VALUE.		Total amount of wages paid during the year, including value of board.	LIVE STOCK, JUNE 1, 1870.								PRODUCE DURING THE YEAR.									
	Improved.	UNIMPROVED.		Of farm.	Of farming implements and machinery.		Horses.	Mules and Asses.	Milk Cows.	Working Oxen.	Other Cattle.	Sheep.	Swine.	Value of all live stock.	WHEAT.			Indian Corn.	Oats.	Barley.	Buckwheat.	Rice.	Tobacco.	
		No.	Wood-land.												Other unimproved.	Dolls.	Dolls.							No.
1	2	3	4	5	6	7	8	9	10	11	12	13	14	15	16	17	18	19	20	21	22	23	24	
Rice M. D. H.	40	80		16-00	140	30	6	1	2		2	12	15	200				300						
Hinson R. H.	40	39		10-00	30		2	1	1		1	11	13	400				20					800	
John A.	40	39		10-00	150		3	1	2		2	13	14	500	18			40					700	
Teters Mark	200	162		4-50	250	250	8	2	4	2	12	38	15	1700	150	90		375	248					
Oversby Am.	70	70		2-00	40		3	2	2	2	2	14	9	700	50	40		100	100					
Thomas	25	41		10-00	10		3		1			5	9	300	15			100	50				1100	
Shipp John	4	1		4-00	10				1		1			50				100	100				1000	
Ellis H. J.	50	30		1-00			2		1					200										
Robinson Am.	60	40		12-50	100		5		2		3		10	600	200			50	50					
Gregory J. L.	20	20		8-00	20								9	100	25			400	50				2000	
Shipp C. M.	25			3-00	10		4		2	2	2	12	22	200	33			350	6				1200	
Permy John H.	800	37		15-50	330	400	30	15	7		30	100	40	4000	500	100		750	150				1000	
Hollenbeck J. H.	120	240		5-00	50	100	12		2					1000										
Arcil S.	40	40		10-00	30		3		2		1	10	12	350				5	25	30			600	
Elliott B.	15	64		12-50	30		2		2		1		10	200	30			50	30				1000	
Grady J. H.	20			4-50	35		5		3			9	5	400				15	25	60			300	
Towles Sidney	100	140		3-00	50		7	1	6	2	12	50	11	1000				600	100				7000	
Tomba Jefferson	10	70		10-00	30		3		2		2	10	6	400	40			200					6000	
Kings John	16	88		3-50	50	70	4		1				4	300				150						
Dale Abraham	12	25		4-00	20		1	1	1		1	10	10	200				150	50					
Butler Elizabeth	60	100		2-00	50		3		1		1	18	15	400	30	10		50	40				600	
Rice B. H.	35	25		2-50	30		2		2		2		8	400										
Sligall John	35	44		8-00	40		3		2		20	25	23	500	5			500	15				470	
Routt John	40	40		7-00	40		2		2		2	3	9	400	20	5		150	100				2000	
Arcil J. H.	200	180		4-50	140	200	4		4		2	48	30	600	85	400		500	200				2300	
J. S.	150	190		4-00	150		10		3		3	40	21	1000	220			200	100				2300	
Stoekham Mary	50	114		18-00	80		4	1	2		1	4	5	500				750	100					
Durham Milton	70	110		2-50	150		6		3		5	20	25	700	10	150	20	500	100				600	
Carver Jas.	55	25		1-00	150		4		1		1	16	26	500	12			65	500	100			200	
Brown Joseph	100	40		1-60	50		4	3	2		17	16	7	800	20	16		350	50				900	
Dossy Joseph	90	110		2-50	100		8		4			30	18	500	140	30		500	100				2000	
Conry J. H.	70	130		2-50	125		6		4		1	18		600				150	40					
Hanbilton H.	30	50		1-00	100		10		3		1	5	10	800	20			375	30				1800	
Carlisle J. H.	60	40		1-50	120		3	1	1				3	300	12			250	75					
Francis	150	150		5-00	250	100	15	8	4		30	30	27	2000	200	100		1000						
Polem R. H.	80	80		2-00	50		7		4		3	16	6	800	35	15		250	150					
Hanson Jas. H.	60	100		2-00	60		5		3		2	15		600				100	20				2000	
Polem R. H.	90	70		2-00	100		8		3		3	10	30	800	30	20		500						
Bing	200	250		5-00	150		2		3		3	15	250	20				500	100					
Durham Colman	60	60		2-00	150		3		2		2	6		300	70			75	13					

342 3104 90500 3150 1550 207 32 91 8 11 511 521 20150 21 211 931 10500 2411 38470



State of Missouri, enumerated by me on the 21<sup>st</sup>, 22<sup>nd</sup> & 23<sup>rd</sup> days of July, 1870.

J. D. Dawson, Ass't Marshal.

YEAR ENDING JUNE 1, 1870.

	Cotton. Bales (450 lbs.)	Wool. Lbs.	Peas and Beans. Bush.	POTATOES.		Orchard products. Dolls.	Wine. Gallons.	Produce of Market Gardens. Dolls.	DAIRY PRODUCTS.			Hay. Tons.	SEED.			Flax-seed. Bush.	Silk cocoons. Lbs.	SUGAR.			BEES.		Forest products. Dolls.	Value of Home Manufactures. Dolls.	Value of animals slaughtered or sold for slaughter. Dolls.	TOTAL VALUE. Dolls.				
				Irish. Bush.	Sweet. Bush.				Butter. Lbs.	Cheese.* Lbs.	Milk sold. Gallons.		Clover. Bush.	Grass. Bush.	Hops. Lbs.			Hemp. Tons.	Flax. Lbs.	Maple. Lbs.	Cane. Hbds. (1,000 lbs.)	Molasses. Gallons.					Wax. Lbs.	Honey. Lbs.		
	25	26	27	28	29	30	31	32	33	34	35	36	37	38	39	40	41	42	43	44	45	46	47	48	49	50	51	52		
1		40		30	5	20			25			4										25			25	25	200	700		
2		30		14	4				50													40				20	60	180		
3		55			6				75													20				20	90	200		
4		100		25		40			150			12														30	830	1600		
5		30		30		20			50			4															100	340		
6		8							20			1																70	180	
7				10					20													14						50	300	
8									10																				75	
9				8					200			8										200							430	
10				300																								130	600	
11		30		6					50			2										27					7	300		
12		150		200		100			250			80												100		40	3000	4700		
13																											5		100	
14		32		10								2															5		75	
15				25					40			4												100			180	340		
16		30		25					25													20				10	120	225		
17		100		20					100			16										100					250	400		
18		30		30		25			30													40					75	100	1000	
19				4		25			30			2															60	175		
20		20				5			20													20					25	50	250	
21		25		10	6	25			25			1										15				10	100	290		
22				10					50															150				100	270	
23		50		10	4				50			1										40					80	250		
24		10		20					50													12					60	400		
25		80		40		40			50			8															40	500	1000	
26		60		20		40			50			8															60	180	670	
27				70		100			100																	80	70	675		
28		50		10					150													20		150		20	200	700		
29		45		60					100																			100	700	
30		40		20					60													30					40	150	475	
31		100		50	10	15			100			4										40				10	50	200	1000	
32				10		50			50			5																120	800	
33		20		25	8				100													40					40	15	100	450
34				5					15			2																	150	
35		100		15		40			100			30													100			400	1400	
36		50		20					150																200		30	160	500	
37						25			50																		20	5	140	400
38		30		40		30			100			4																40	400	800
39						30			50																				100	500
40		20		5					30																					200
	135			116	43	605			250			185									515				830	195	1400	9350		

\* This will include only such cheese as is made upon the farm. Milk sent to cheese factories will be regarded as milk sold off the farm.

215250



SCHEDULE 3.—Productions of Agriculture in Jackson Township in the County of Randolph, in the

Post Office: Gains



Name of Agent, Owner, or Manager.	ACRES OF LAND.			PRESENT CASH VALUE.		Total amount of wages paid to farm hands including value of board.	LIVE STOCK, JUNE 1, 1870.								PRODUCE DURING THE									
	Improved.	UNIMPROVED.		Of farm.	Of farming implements and machinery.		Horses.	Mules and Asses.	Milk Cows.	Working Oxen.	Other Cattle.	Sheep.	Swine.	Value of all live stock.	WHEAT.		Rye.	Indian Corn.	Oats.	Barley.	Buckwheat.	Rice.	Tobacco.	
		No.	Wood-land.												Other unimproved.	Dolls.								Dolls.
1	2	3	4	5	6	7	8	9	10	11	12	13	14	15	16	17	18	19	20	21	22	23	24	
1 Baker C. H.	176	60		4000	200		7	4	3		14	30	11	1500				500	200					
2 Morrison C. S.	80	40		2500	90		5		1		1		12	400				375	20					
3 Landrum H. V.	95	40		3000	300		6	2	4		8	25	18	800				500	50					
4 Boney James V.	200	240		8000	200	175	12	2	6	2	6	50	17	2800	70	20		500	400					
5 Geo. H.	40	80		2500	30		1	2						300										
6 Manning J. N.	22	58		1200	90		4		1		2	11	7	200					60					
7 Winters C. C.	40	20		1200	100		2		2		2		19	600		18		200	200					
8 Lacey Harrison	95	45		4000					2		2		8	300	20			500	50					
9 Roman S. S.	37	18		700	10		1		1			4		200		13	4	100	70					
10 Dale Jacob	80	40		2000	50		8		3		2	30	20	900	15	95	7	625	80					
11 Frazier H. H.	30	30		1500	25		1		1			6		250				300						
12 Nickols J. H.	45	76		2000	40		5	1	4			34	13	800	30			250	40					
13																								
14																								
15																								
16																								
17																								
18																								
19																								
20																								
21																								
22																								
23																								
24																								
25																								
26																								
27																								
28																								
29																								
30																								
31																								
32																								
33																								
34																								
35																								
36																								
37																								
38																								
39																								
40																								
		940	831		31600	1135	175	50	11	28	2	39	154	134	8550	35	205	49	3850	1120				



State of Missouri, enumerated by me on the 25<sup>th</sup> day of July, 1870.

J. J. Danvers, Ass't Marshal.

YEAR ENDING JUNE 1, 1870.

Cotton.	Wool.	Pens and Beans.	POTATOES.		Orchard products.	Wine.	Produce of Market Gardens.	DAIRY PRODUCTS.			SEED.			Hemp.	Flax.	Flax-seed.	Silk cocoons.	SUGAR.			BEES.		Forest products.	Value of Home Manufactures.	Value of animals slaughtered or sold for slaughter.	TOTAL VALUE.			
			Irish.	Sweet.				Butter.	Cheese*	Milk sold.	Hay.	Clover.	Grass.					Hops.	Maple.	Cane.	Molasses.	Wax.					Honey.	Dolls.	
Bales (450 lbs.)	Lbs.	Bush.	Bush.	Bush.	Dolls.	Gallons.	Dolls.	Lbs.	Lbs.	Gallons.	Tons.	Bush.	Bush.	Lbs.	Tons.	Lbs.	Bush.	Lbs.	Hds. (1,000 lbs.)	Gallons.	Lbs.	Lbs.	Dolls.	Dolls.	Dolls.	Dolls.			
25	26	27	28	29	30	31	32	33	34	35	36	37	38	39	40	41	42	43	44	45	46	47	48	49	50	51	52		
	100		15		30			150			14									25				60	200	1100	1		
			5		10			30												10							325	2	
	65		10		30			100			8													25	300	650	3		
	120		8		50			200			25												300	70	300	1100	4		
																											200	5	
	30		10					40																			45	100	6
			60	2				100															70		100	600	7		
			25	8	30			50			9										40				40	175	8		
			3					30			7													10	60	500	9		
	36		18					100			1										30			60	200	525	10		
			25	5				50																	120	295	11		
	140		30	20	8			120																25	180	300	12		
																												13	
																													14
																													15
																													16
																													17
																													18
																													19
																													20
																													21
																													22
																													23
																													24
																													25
																													26
																													27
																													28
																													29
																													30
																													31
																													32
																													33
																													34
																													35
																													36
																													37
																													38
																													39
																													40

Whole No. of Pages 8. I hereby certify that the above was enumerated according to Law & Instructions.  
 J. J. Danvers  
 Asst. Marshal

191 209 35 164 970 60 100 300 70 250 1440 5870

\* This will include only such cheese as is made upon the farm. Milk sent to cheese factories will be regarded as milk sold off the farm.



SCHEDULE 3.—Productions of Agriculture in Prairie Township, in the County of Randolph, in the Post Office: Moberly



Name of Agent, Owner, or Manager.	ACRES OF LAND.			PRESENT CASH VALUE.		Total amount of wages paid during the year including value of board.	LIVE STOCK, JUNE 1, 1870.								Value of All live stock.	PRODUCE DURING THE YEAR.								
	Improved.	UNIMPROVED.		Of farm.	Of farming implements and machinery.		Horses.	Mules and Asses.	Milk Cows.	Working Oxen.	Other Cattle.	Sheep.	Swine.	WHEAT.										
		Woodland.	Other unimproved.											Dolls.		Dolls.	Dolls.	No.	No.	No.	No.	No.	No.	Dolls.
No.	No.	No.	Dolls.	Dolls.	Dolls.	No.	No.	No.	No.	No.	No.	No.	Dolls.	Bush.	Bush.	Bush.	Bush.	Bush.	Bush.	Bush.	Bush.	Lbs.	Lbs.	
1	2	3	4	5	6	7	8	9	10	11	12	13	14	15	16	17	18	19	20	21	22	23	24	
Collins J. R.	460	470		17500	400	400	9	8	1	2	13	35	40	3000		60		1500	700					
Wheeler Wm	70			500	20		3		3		1		20	300				875	100				3200	
Watts Wm	70			1400	15		2		1				8	275				250					1500	
Jennings Wm J	32	20		1250	30	5	5	1	3			25	8	550				700	100					
Collins J W	50	45		2250	25		6		3		3		15	600		80		300	80					
Wilson Granvil	70	170		2500	100	20	5	8	3		14	10	12	1400		75	60	500	250				400	
Adams Richard	135	20		3000	250	10	8	5	3		5	55	18	1200		65	15	500	500					
Wiley Austin	38	60		1200	40		3		2		4		12	350		40		375						
Giles Isaac	14	106		700	50		4		2			22	7	200		70		600					1200	
Harris Isaac	25			300	50		2		1				4	250		5		400						
Christian Wm J.	200	300		5000	250	250	7	8	8		10	25	35	1000	80	100		1250	500					
Collins John M	70	40	80	2500	100	200	5	3	7	2	15	21	20	1200	3	80	80	400	200				700	
Bull Major	10	70		600	25		2		1				10	200		10	5	150					500	
Marris Matt	12	28		250	5		2						8	140				90					700	
Viley Aleck	40			800	20		2		1				12	200		21		75	40				3500	
Owen Joel	30			600	50		3		1				5	250				100	75					
Barnes Darwin	40	60		1500	75		2	1	1		2		20	300		45	20	150	150					
Martin Richard	60	140		4000	150		4	1	2		5	20	15	550		50		325	200					
Martin Bailey	70	120		4500	150		4	1	4			20	25	600		80		300	200				1100	
Martin Thomas	65	65		2000	150	150	5		2		7	15	26	700		140	15	500	100					
Owen J D	160	80		3000	100		2		3				1	400				150	250					
Furgerson John	130	120		3500	140		4	2	6		2	19	16	600		9		300	300					
Furgerson Thomas	75	45		8200	100		3		2				4	250		75		375					2300	
Foster Henry	150	90		3200	200		7	4	7		10	20	15	1200		60		625	500					
Foster Wm C	240	130		3200	25		1	1	3		3		12	400		65		300	200					
Thornburgh James	110	90		3600	300	350	4	3	3		9		20	1000		80		1000	700					
Kimbrough Wm	110	90		2000	350	200	4		3		10		14	1500		80		100						
Ragsdale Charles	120	40		1600	100	25	5		3		1	20	30	600		50		300	60				500	
Anderson Wm B	120	40		1200	150	125	8	1	4		5	45	9	950		16		250	30					
Wilcox Isaac	570	300		10,000	300	500	15	4	8	4	25	25	30	2000		225	40	1750	300					
Furgerson James	275	160		6000	150	150	9	5	4		5	20	16	1000		40		1250	250					
Powell Sham	50	100		2000	75	100	8	4	1		20		16	1200				400	300					
Ragsdale Benot	40	20		700	75	60	3	1	3		12		12	400				300						
Wilcox Henderson	900	500		25,000	400	800	11	4	15	12	110	5	60	8000				6000	300					
Wheeler James E	40	30		900	100	45	2		1				3	200				300	50				400	
Carrol John H	25	55		800	25		3		1		1		3	250		81		75	90				1000	
Burton Ben	4	12		100	75		2		1		2		3	150				100						
Head Harrison	15	1		150	75		2		1				2	175		12		75	100					
Baker Oliver R	300			4500	300	200	12	30	4		15	30	40	3500				1500	1500					
Smith Wm	80			1000	100		2		1			40	13	400		20	50	200	200				700	

Handwritten notes and corrections at the bottom of the page, including various numbers and names like '3750', '1640', '285', '2420', '53', '153000'.



State of Missouri, enumerated by me on the 5<sup>th</sup> 6<sup>th</sup> 8<sup>th</sup> 9<sup>th</sup> day of August, 1870.  
Ben R Boucher, Ass't Marshal.

YEAR ENDING JUNE 1, 1870.

Cotton. (Bales 450 lbs.)	Wool. Lbs.	Pigs and Beans. Bush.	POTATOES.		Orchard products. Dolls.	Wine. Gallons.	Produce of Market Gardens. Dolls.	DAIRY PRODUCTS.			Hay. Tons.	SEED.		Hops. Lbs.	Hemp. Tons.	Flax. Lbs.	Flax-seed. Bush.	Silk cocoons. Lbs.	SUGAR.			BEES.		Forest products. Dolls.	Value of Home Manufactures. Dolls.	Value of animals slaughtered and sold for slaughter. Dolls.	TOTAL VALUE. Dolls.				
			Irish. Bush.	Sweet. Bush.				Butter. Lbs.	Cheese.* Lbs.	Milk sold. Gallons.		Clover. Bush.	Grass. Bush.						Maple. Lbs.	Cane. Hhds. (1,000 lbs.)	Molasses. Gallons.	Wax. Lbs.	Honey. Lbs.								
25	26	27	28	29	30	31	32	33	34	35	36	37	38	39	40	41	42	43	44	45	46	47	48	49	50	51	52				
	350		40		15			450			66														10	800	2200	1			
			40					50																		260	750	2			
			15					50																	10	100	500	3			
	70		20					50																	15		450	4			
	66		10	40				300																	15	25	150	650	5		
	40		60		65			350			60														40	150	1000	6			
	100	2	50		50			50			15														100	400	1050	7			
			10	10				50																		20	60	350	8		
	50		20	10				175																		20	50	450	9		
				3				50																		9	60	340	10		
	100		25		40			600			15														20		350	1600	11		
	160				10			150			20																700	1000	12		
			25					40																			70	225	13		
			6					50																			75	175	14		
			18					50																			100	400	15		
			10		20		10	150																	20	50	275	16			
			20		25			75			5																125	400	17		
	60		15					200																	40	150	550	18			
	50		25		10			300			10													100	60	75	175	700	19		
	100	1	10		50			150			1													100		45	225	1000	20		
			3					100			7																20	200	21		
	60		30	8				250			6															35	400	700	22		
	5		35					100			1															20	150	500	23		
	100		40					300			4															60	300	1400	24		
			25					150																			140	500	25		
	50		50	20				150			10														100		300	900	26		
	40		15		30			150			45														100		250	700	27		
	60		10					150			4															12	150	650	28		
	125		15					160																			12	50	400	29	
	85		15		25			250			15																	500	2000	30	
	60		15		200			200			25																	500	1400	31	
								25																				200	500	32	
			10					100																		50		100	250	33	
	20		30		200			200																				250	5000	34	
			10		25			50			10																	20	350	35	
		3	40					100			2																	140	600	36	
	4	1	10	3				75																				100	200	37	
	4		10					50			1																	20	150	38	
	50		30		150			200			60																	50	300	2500	39
	100	20						75			5																	100	500	40	

\* This will include only such cheese as is made upon the farm. Milk sent to cheese factories will be regarded as milk sold off the farm.

300  
375  
575  
60  
607  
10067  
34165



SCHEDULE 3.—Productions of Agriculture in Barrie Township, in the County of Randolph, in the Post Office: Moberly



1	ACRES OF LAND.			PRESENT CASH VALUE.		7	LIVE STOCK, JUNE 1, 1870.								PRODUCE DURING THE								24
	2	UNIMPROVED.		5	6		8	9	10	11	12	13	14	15	WHEAT.				21	22	23		
		3	4												16	17	18	19				20	
Name of Agent, Owner, or Manager.	Improved.	Wood-land.	Other unimproved.	Of farm.	Of farming implements and machinery.	Total amount of wages paid during the year, including value of board.	Horses.	Mules and Asses.	Milch Cows.	Working Oxen.	Other Cattle.	Sheep.	Swine.	Value of All Live Stock.	Spring.	Winter.	Rye.	Indian Corn.	Oats.	Barley.	Buckwheat.	Rice.	Tobacco.
	No.	No.	No.	Dolls.	Dolls.	Dolls.	No.	No.	No.	No.	No.	No.	No.	Dolls.	Bush.	Bush.	Bush.	Bush.	Bush.	Bush.	Bush.	Lbs.	Lbs.
Campbell R. J.	160	120		3500	100	150	11	2	4	4	11	15	1000		30	30	200	300					
Lawkins Leven J.	160	40		1200	100		2		1			20	10	350		70		250	100				
Blackford John M.	350	150		6000	150		9	3	5	5	50	20	1200	20	40	40	500	300					
Hines Richard	60	40		1200	75		3	3	1	1	10	6	375	4	30		200	75					500
Leply John M.	30	25		500	50		2					6	230	41			200	150					
Smith John F.	120	65		200	50		3		2			9	200			40	150	300					2240
Owen Jacob	60	50		1100	75		3		1			10	18	300		50		200	100				
Leply James	100	40		2000	150		4		3	2	20	20	500		100	10	500	200					900
Sullenger Thomas	100	100		2000	50		3		2			10	350				300						
Harler John F.	100	110		1000	70	15	3		1			12	10	300		50	30	500	30				
Burton Elyah W.	100	100		1400	75	200	12		1			40	10	750				300	250				
Jamer William	600	700		10800	300	300	5	4	5	5		30	900				350	400					
Lavis James H.	100	100		1500	30		3		1			19	400		100	24	500	400					
Dysart Wm P.	100	100		2000	75	225	7	2	3	6		25	700			50	50	300					
Perkins Wm H.	100	100		370	20		2		1			5	250		40		200	40					
Yager J W.	150	250		4000	150	20	6		3	22	55	25	1400		50	130	300	200					
Patrick H. E.	90	60		1400	150		7		3	5	25	20	600		130	100	300	300					
James George	150	120		1500	50	40	3		2	1	16	14	400		40		150	250					
Christian Geor K.	75	125		2000	200		6	4	5	10	12	15	900		130	20	500	500					
Christian P J.	80	120		2000	50		8	3	2	2		19	750			12	250	60					
Collins Rubin	25	15		500	25		7					14	400				500						
Brockman Wm A.	25			250	25		4	1	1			10	100				100	60					300
Spurling A J.	65	15		2000	250		7	2	3	1	21	9	750		50	50	40	300					
Spurling Hanson	35			350	50		3	1	1			4	7	250		20	6	60	50				
Land Sterling J.	20			250	60		4		2			22	3	400				25	25				
Marshall Rice	160	80		3000	150		5	28	3			9	24	2500		50		1250	400				
Smith Alfred	80			1500	30		5		1			6	5	250				150	50				
Cleaton James H.	60	54	20	1350	50		10		2			5	500				650	150					
Mitchell A. C.	75	40		2750	150	100	3		2			30	350		65		300	600					
Hubbard John W.	300	80		8000	400	500	4	4	5	2	20	40	1200		200		300	500					
Blazer Johnathan	30			300	25		2					3	200	12				200					
Osborn Dan W.	30			400	100		1	1	3	2		10	350		20		40	50					
Hubbard J. W.	40		20	1500	70		6	1	1	4		9	700				500	200					
Kearby Albert	40			300	25		4	1	3			14	400		80		40	100					
Rowland J W.	50	60		1100	75		1		1	2	2		250										
Butler Wm	150	85		3000	75		3	2	3	2	15	13	550		40	40	200	500					
Green Stephen B.	80	40		1500	250		5		1		10	2	400				400	225					
Patrick Thomas	120	40		2500	75		4		2	2	20	7	350	12			300	300					
Brockman Stephen	150	10		3000	75		6	2	4			50	6	600		65		200	200				
Brockman Thomas	90	40		1500	75	50	6	2	3	12	35	18	700		20		75	500					

5117 2532 40 1900 188 66 87 10 100 473 560 23355 85 1560 582 1030 6695 2940



State of Missouri, enumerated by me on the 10<sup>th</sup> 11<sup>th</sup> 12<sup>th</sup> day of August, 1870.  
Ben R. Boucher, Ass't Marshal.

YEAR ENDING JUNE 1, 1870.

No.	YEAR ENDING JUNE 1, 1870.																									TOTAL VALUE. Dolls.				
	Cotton. Bales (50 lbs.)	Wool. Lbs.	Peas and Beans. Bush.	POTATOES.		Orchard products. Dolls.	Wine. Gallons.	Produce of Market Gardens. Dolls.	DAIRY PRODUCTS.			SEED.			Hops. Lbs.	Hemp. Tons.	Flax. Lbs.	Flax-seed. Bush.	Silk cocoons. Lbs.	SUGAR.			BEES.		Forest products. Dolls.		Value of Home Manufactures. Dolls.	Value of animals slaughtered for slaughter. Dolls.	Estimated value of all farm production, including bot-toms and additions to stock.	
				Irish. Bush.	Sweet. Bush.				Butter. Lbs.	Cheese* Lbs.	Milk sold. Gallons.	Hay. Tons.	Clover. Bush.	Grass. Bush.						Maple. Lbs.	Cane. Hhds. (1,000 lbs.)	Molasses. Gallons.	Wax. Lbs.	Honey. Lbs.						
25	26	27	28	29	30	31	32	33	34	35	36	37	38	39	40	41	42	43	44	45	46	47	48	49	50	51	52			
1	50		30		250			250			15												50		10	350	1000	1		
2	30							70																25	35	125	500	2		
3	100	1	40					150			7													60	50	175	900	3		
4	20		10		75			75																20			300	4		
5			6		15			100																		75	300	5		
6					75			170			8															125	650	6		
7								100											80		30					150	400	7		
8	75		10		25			75														30		50	40	175	900	8		
9			3					100																		150	350	9		
10	40		10		5			150			3															250	600	10		
11	75		15		25			200			2												10	20	35	300	650	11		
12			30		200			100																		200	700	12		
13			15		25			250																		150	700	13		
14	75		20		10			50			18															500	750	14		
15			10					100			3														25	50	300	15		
16	150		15		100			100			2															40	600	16		
17	50		40		10			150			2													50	40	380	900	17		
18	40		10		30			75			4															40	300	18		
19	75		25		10	5		300			6															300	1000	19		
20			5					100			1															280	400	20		
21			5	5	10			50																		150	250	21		
22			7					100			1															120	240	22		
23	50		10	2				100			10													50	30	100	500	23		
24	6		5	2				75																		5	100	250	24	
25	60							75			3															25	75	150	25	
26	30		10					150			20															25	300	1250	26	
27	15		10		5			75			1															20	75	200	27	
28			10		25			100			6													100		150	650	28		
29			12					250			4													200		200	850	29		
30	100				100			75			25													2000	12	1000	4500	30		
31																											400	350	31	
32								200			3																100	200	32	
33			2	10				150			5																475	500	33	
34							46	300		125	6																275	525	34	
35			10	10	15			100																				150	35	
36	40		5		40			150			5																20	275	500	36
37	40		10					100			3																30	50	425	37
38	60		40					125																			40	125	500	38
39	200		10		25			150			15													8	200	60	125	750	39	
40	80							150			4																30	225	550	40
	1697	0	15	10	1075	5	46	5140		125	15							50		30					250	2755	397	9385	26720	

\* This will include only such cheese as is made upon the farm. Milk sent to cheese factories will be regarded as milk sold off the farm.



SCHEDULE 3.—Productions of Agriculture in Pravie Townshp in the County of Bardolph, in the Post Office: Moberly



Name of Agent, Owner, or Manager.	ACRES OF LAND.			PRESENT CASH VALUE.		Total amount of wages paid during the year, including value of board.	LIVE STOCK, JUNE 1, 1870.								PRODUCE DURING THE YEAR.								
	Improved.	UNIMPROVED.		Of farm.	Of farming implements and machinery.		Horses.	Mules and Asses.	Milch Cows.	Working Oxen.	Other Cattle.	Sheep.	Swine.	Value of ALL live stock.	WHEAT.		Rye.	Indian Corn.	Oats.	Barley.	Buckwheat.	Rice.	Tobacco.
		No.	Wood-land.												Other unimproved.	Dolls.							
1	2	3	4	5	6	7	8	9	10	11	12	13	14	15	16	17	18	19	20	21	22	23	24
Osborn Beverly	25	37		350	75		5	2			12	4	300		100		100	200					
Hamilton Hershman	45	30		2400	25		3	3	3		3	22	9	500				175	150				
Fowler Jesse	68	95		1500	75	100	4		2		3	40	9	450		60		500	60				
Rekins J. C	280	120		4000	75	25	12	1	2		4	35	30	550	11			240	750				
Harden Ben	150	400		6000	100	50	13		5	2	14	50	50	1200		242		1000	300				
Osborn David	80	95		2200	125	100	4	8	3				9	1300				250	200				
Osborn J P	50	50		2000	25		6	2	4	2	1	22	30	1000	7	65	20	250	700				
Mouchen James	48	50		1250	40		6		3			20	10	500				1000					
Allin Wm	50	400		1500	50	75	6	1	5		4		19	500		60	30	400	100				
Pierce Abraham	10	110		1000	50		2		2			7	7	150				150					700
Whitmore Francis	50	400		500	50		1		4		1		11	350		40	60	150	35				
Smith A. B.	30	44		800	25		2		1	2			4	200		10		400	70				
Brooks Ben R	340	150		5000	100	150	8		2		10		40	800		20		500	50				
Miller Wm	16			200	40		2		1				3	150	5		30		150				
Hamilton Francis	75	325		3000	150	50	3	5	3	2	6	30	25	1000		21	30	350	700				
Hamilton J W	30	20		700	75		4		2			20	9	350		90	25	375	100				
Morton David	40	40		400	30		2							180				250					
Fowler Moses B.	100	100		1000	100	40	5		1		2	22	13	400		90	5	150	40				
Jones Daniel E	60	66		900	50	15		2	3		2	8	15	400		60	25	500	40				
Dill Emanuel	8	42		400	25		2		1			7	3	250		30		300	40				500
Riles Mops	20	60		800	40		1	1	2			8	20	350		20		150	200				
Bunnell Louis	50	440		1000	50		3	2	2		5	8	20	500			20	200	300				
Burton May M	200	300		5000	160	250	7	3	4	2	20		25	2000		300		1200	300				
Johnson David	20	60		400	25		1		1			4	12	200		20		125	100				
Owen John J.	40	40		800	50		3		1			25	7	250		100		500	150				
Burton Joseph W	250	100		5000	100	180	10		3		3	35	22	800		250	100	550	500				3000
Hurt John H	80	150		2500	100	30	9		2			21	16	600		86	86	250	200				1200
Burton Wm	37	59		1000	100	75	4		2			8	6	400		93	50	250					500
Hayden James W	65	55		750	100	5	3		2	2		14	7	300		60	10	125	100				
Mills John	40	10		500	50		4		2				6	300		25		250					
Furman Jay	60	200		4000	200	70	4		1					250		50	30	250	150				
Nicholas John W	60	60		1000	75		6		1		1	10	12	400		60	10	350	100				
Hudson J A	12	26		100	5		1		1				1	100		13		250					
Reed Thornton	14	26		200	15		1		1				3	175		25	10	50					
Harler Thomas	36	44		500	15		1		2				6	150		50	40	250					200
Metcalf John L	20	400		800	50		3		1		2	8	12	350		62	20	30					900
Robb Stephen	60	100		3000	125		5		2	3	6	22	22	800		150	125	300					
Floor Wm D	60	202		2500	200		24		4		6	10	10	500		65	60	100	175				
Lesley Wm A	100	140		2500	150	50	7	3	4		1	12	40	600		280	60	400	1000				
Lesley Shelton	100	60		2000	125	50	6		3			25	20	500		150	250	600					


2929 3920 4000 3120 1315 173 51 90 15 90 40 108 20 2707 1096 14350 7030 7000







SCHEDULE 3.—Productions of Agriculture in Prairie Township, in the County of Boonville, in the Post Office: Hoberly



Name of Agent, Owner, or Manager.	ACRES OF LAND.			PRESENT CASH VALUE.		Total amount of wages paid to farm hands including value of board.	LIVE STOCK, JUNE 1, 1870.								PRODUCE DURING THE YEAR.										
	Improved.	UNIMPROVED.		Of farm.	Of farming implements and machinery.		Horses.	Mules and Asses.	Milch Cows.	Working Oxen.	Other Cattle.	Sheep.	Swine.	Value of All Live Stock.	WHEAT.		Rye.	Indian Corn.	Oats.	Barley.	Buckwheat.	Rice.	Tobacco.		
		No.	Wood-land.												Other unimproved.	Dolls.								Dolls.	No.
1	2	3	4	5	6	7	8	9	10	11	12	13	14	15	16	17	18	19	20	21	22	23	24		
Snoddy Felitta	15	35		500	50		2	1					1	200		50		50	25						1
Dennis M Page	30	130		500	10		3	1						200		30		250							2
Burton Alfred	15	25		250	15		1	1	1				12	105		30		150							3
Duffield Freda	40	120		800	50		4		2	2			17	450		190	25	150						2400	4
Burton Ambrose	80	80		1600	100		6		2		1	20	18	400				150	75					440	5
Parrish James A	30	90		1000	75		3		3		2		15	375		60	30	50	100					1500	6
Renno W L	150	150		3000	150	100	3	2	1	2	10	45	80	1100				650							7
Lefley Louis	10	30		100	10		1		1				6	140				150							8
Burton Abe	10	30		100	40		1	1	1		1	4	8	200				150							9
Duffield Francis	25	95		600	75		4	1	1				6	325				250	25						10
Stuart Robert	25	15		300	25		3		1					200		25		150							11
Foore John C.	20	60		500	20		2		2				4	200		15	10	15	50						12
Dorerty Elijah	10	30		200	30		1						4	100		20		50	50						13
Baker Madison B	80	40		1200	50		2	2	2			20	10	450				200	40						14
Pile Bird B.	80	120		2000	40		1	2	1		1	4	8	400		15	10	200	60						15
Hamilton John	100	100		2500	75		6		2		1	20	12	500				175	120						16
Whitmore Thom	20	20		400	10		3		2				2	250		30	25	50	75						17
Berkins Jackson	15	40		300	30		3		1				11	200		40		30							18
Wheeler Kurly	35	125		800	75		3		2	2			11	350		80		100	175					850	19
Wheeler Charles	35	45		1000	25	100		4	1				4	300		80		300						1800	20
Berkins Michael	15	45		400	25		3		1	2			8	350		40		25							21
Harris Wm H	20	100		300	10		2					16	6	200		30		125	20					400	22
Sweatnam J H	25	55		400	35	25	6		2		1	16	7	500	7			225	100						23
Lewis John	55	100		600	50		5		3			16	20	400		95	10	200							24
Bradley Thomas	40	40		500	50		4		1		1		14	300		92	10	225						1200	25
Bradley Wm W	8	72		250	10		1							100				150							26
Lewis Nathaniel	8	72		300	25		1		1		1	2	1	150				60						450	27
Ridgway John	50	85		500	50	75	6	1	3			3	21	500		81		150	75						28
Bogue James	25	50		500	10		1		3			10	5	250		50		100							29
Ruehler Wm W	6	14		100	10		1		1		1	7	10	200		33		100							30
McCune Wm	15	10		100	50		2	1	1				6	200		30		150	50						31
McCune John	25	20		700	60		3		2		2		6	450		90	15	300	75						32
Bradley Thomas	40	120		800	60		8		2		1	12	16	600		154		375							33
Davis Anderson	7	33		150	5		3		1					250				125						500	34
White David A	10	40		250	40		2		1				15	275				250						1000	35
Chisham John	45	115		1200	60		4	1	2	2	1	10	17	400		62		300	70						36
Palmer John	12	83		500	75	20	3	1	1	2			14	400		50		375							37
Roberts Thom P	50	60		500	15		2		1			5	9	200		70	15	200						200	38
Chisham Joseph	40	160		1100	60		6		4	2			8	550		50		200	40						39
Downing S W	120	80		2000	100	300	8	3	2		2		35	900	78		40	25	500						40

Handwritten totals and corrections at the bottom of the page, including '25600', '620 122', '13620', '1625', '190', '6980', '1680', and '11341'.



State of Missouri, enumerated by me on the 19-20 22nd day of August, 1870.

Ben R. Boucher, Ass't Marshal.

YEAR ENDING JUNE 1, 1870.

No.	CROPS AND PRODUCTS																									TOTAL VALUE. Dolls.			
	Cotton. Bales (50 lbs.)	Wool. Lbs.	Peas and Beans.		POTATOES.		Orchard products. Dolls.	Wine. Gallons.	Produce of Market Gardens. Dolls.	DAIRY PRODUCTS.			SEED.			SUGAR.			BEES.		Forest products. Dolls.	Value of Home Manufactures. Dolls.	Value of animals slaughtered or sold for slaughter. Dolls.						
			Bush.	Bush.	Bush.	Bush.				Butter. Lbs.	Cheese.* Lbs.	Milk sold. Gallons.	Hay. Tons.	Clover. Bush.	Crass. Bush.	Hops. Lbs.	Temp. Tons.	Flax. Lbs.	Flax-seed. Bush.	Silk cocoons. Lbs.				Maple. Lbs.	Cane. Hhds. (1,000 lbs.)		Molasses. Gallons.	Wax. Lbs.	Honey. Lbs.
25	26	27	28	29	30	31	32	33	34	35	36	37	38	39	40	41	42	43	44	45	46	47	48	49	50	51	52		
1			1	9	6			100								50				6 <sup>s</sup>			30	15	100	250	1		
2			1	26	5	15		50													3 <sup>s</sup>			20			220	2	
3				10	10			75											40				35		60	260	3		
4				20		15		150			2								300		20 <sup>m</sup>		20	100	105	600	4		
5		75						100			2														40	126	320	5	
6				10				150																100		150	400	6	
7		150		20		25					20													200		150	1000	7	
8				5				50																	35	40	175	8	
9		20			4																10 <sup>lb</sup>		40		90	240	9		
10								50																30		100	280	10	
11				10				75																		100	225	11	
12								200			1													10		40	150	12	
13				3																					35	20	120	13	
14		75		2	7			100																20	20	125	350	14	
15		20																						20		80	100	15	
16		80		10		50		75			10														50	20	300	16	
17				10		70		300																		90	250	17	
18								75																		40	120	18	
19				10				100																50		125	400	19	
20				20	7	20		75											250					100		80	500	20	
21																								350			400	21	
22		50		10							1															15	90	225	22
23		50		10				50																	20	25	60	275	23
24		60		38		40		50											50		10 <sup>s</sup>		40	45	140	500	24		
25				15				25			1								100		5 <sup>lb</sup>		35	20	130	525	25		
26				10															50		5 <sup>s</sup>				25	40	150	26	
27		10		50				75											20		4 <sup>lb</sup> 10 <sup>s</sup>		20		20	140	27		
28		15		25				150			8													400		100	750	28	
29		25		10		10		75			1								50		20 <sup>s</sup>		15	15	50	225	29		
30		20		15				100													30 <sup>s</sup>		35	30	60	260	30		
31				5				25											50		40 <sup>s</sup>					75	225	31	
32				40		40		200			2													140		125	600	32	
33		30		50		25		100			1								100		50 <sup>s</sup>		100	35	30	120	680	33	
34				20				75											200									120	34
35								250																				290	35
36		20				25		150			1														40	15	120	450	36
37				40				150											50						350	35	75	750	37
38		25		15		15		100																	240	15	80	550	38
39				10		20		150																	35		100	350	39
40			3					150			14																500	800	40
	75	5	62	34	200			360			40							50		1260		155	2640	370	3510	14575			

\* This will include only such cheese as is made upon the farm. Milk sent to cheese factories will be regarded as milk sold off the farm.

39-971



SCHEDULE 3.—Productions of Agriculture in Prairie Township, in the County of Randolph, in the Post Office: Moberly



Name of Agent, Owner, or Manager.	ACRES OF LAND.			PRESENT CASH VALUE.		Total amount of wages paid during the year, including value of board.	LIVE STOCK, JUNE 1, 1870.							Value of all live stock.	PRODUCE DURING THE YEAR.																									
	Improved.	UNIMPROVED.		Of farm.	Of farming implements and machinery.		Horses.	Mules and Asses.	Milk Cows.	Working Oxen.	Other Cattle.	Sheep.	Swine.		WHEAT.				Barley.	Buckwheat.	Rice.	Tobacco.																		
		No.	Woodland.												Other unimproved.	Dolls.	Dolls.	Dolls.					No.	No.	No.	No.	No.	No.	Dolls.	Spring.	Winter.	Rye.	Indian Corn.	Oats.	Bush.	Bush.	Bush.	Bush.	Bush.	Bush.
1	2	3	4	5	6	7	8	9	10	11	12	13	14	15	16	17	18	19	20	21	22	23	24	25	26	27	28	29	30	31	32	33	34	35	36	37	38	39	40	
Kimbrough Wm H	30	170		1600	75	25	2	1	2		2	12	9	500		50		100	40																					
Spurling H. B.	50	30		500	75		4		4		1	15	11	450		105	11	250	300																					
Settle Jessa G.	75	105		1500	40		6	1	3		4	26	7	500		50	35	600	200																					
Kimbrough John	100	180		1500	70	50	5	3	2		3	30	10	600		100		125																						
Kimbrough Henry	60	60		600	40		3	1	2		5	20	10	300		100	10	250	50																					
Cable Michal	30	50		400	50		3		3			4	16	300				15	20																					
Roberts John H	22	20		80	50		2		1		1		14	200		25	10	200	200																					
Collier J. M.	75	250		2500	250	500	4	1	4		10	20	15	600		200	50	200	200																					
Wilcox David	14	26		200	25		2					8	5	125		15	20	200	30																					
Green Erquire	250	150		4000	100	50	9	3	5		5	50	6	1000		200		500	340																					
Wright Joshua	150	170		4000	300	250	14	7	8		30	125	12	2200		175	150	400	500																					
Green James M	40	20		500	100		3		1			13	8	300	37			175	250																					
Angell Geo. W.	70	50		1500	40	35	3	2	4			25	10	500		175		250	75																					
Green John W	70	30		1500	100	200	7		2			5	6	500		265		300	160																					
Smith Albert G.	15	65		400	25		7		2		1	9	8	500		50	10	75	50																					
Stockton Thomas	120	20		2500	250		7	3	4		10	25	12	750		20	117	375	200																					
Fountain W. H	25	45		1000	175		3	4	2				12	600		90			200																					
Spurling John W	33	80		600	30		6		3		3	18	11	500		100	16	150	75																					
Spurling James H	20	20		400	25		2	1	1			4	1	200		30	15																							
Green J Bant	50	40		1500	50		6	2	4	2	10	30	14	700		115		750	300																					
Collington A. B.	100	100		2000	170	50	5	3	2		1	15	20	650		215	46	250	500																					
Bradley James A	12	18		250	50		4		2			7	20	350		65	11	250	50																					
Ridgway Orace S	100	100		1500	100		7	1	5		3	40	10	750			50	1250	200																					
Stockton Joseph	90	40		1200	100	20	6	2	1		1	3	17	500		180	50	250	225																					
Gibson James R	25	45		400	50		2		2				9	250		50		20	130																					
Fowler Wm B.	140	250		7000	75	30	6	6	3		14	17	9	1000			31	350	100																					
Ferguson G. W.	80	40		1500	100	20	8	3	6		7	30	15	1000		80		250	200																					
Bonnell Mason S	60	20		800	40		4		3		1	20	9	400				350	300																					
Robinson Joseph	350	120		5000	70	250	8	4	2		55		35	3500				1500	1200																					
Rice Mary	400	180		5500	200	300	5	4	7	2	40	50	80	3000		200		1000	300																					
Pollard Demareus	220	100		3500	250		4	1	2		30	10	20	1200				1000	200																					
Butts James M	80	40		4000	250		7		4		1	21	30	500		67		375	300																					
Barry Wm F	75	85		1600	50		5		1		1		6	350				250																						
Street Wm B.	50	40		1500	75		8	1	3		3		34	750				750	300																					
Ryland Wm	160	40		4000	75	50	5	2	4				12	500				600	200																					
Bunnell Thomas	50	40		1200	60		3		1				11	225				500	60																					
Lyon John F	60	70		1500	75	25	2		1			30	4	300				375	400																					
Wright Zephaniah	120	200		3000	250	300	4	8	2		8	25	25	1000				1000	500																					
Ferguson Wiley	40	40		800	75		2	2	2		7	6		300		24		500	100																					
Butts Thomas E	50	20		2000	60		6	1	3		4	20	8	600				400	300																					

3701 30119 772311 4046 2235 199 67 113 4 255 727 571 25444 25700 28116 636 16135 8555 15711



State of Missouri, enumerated by me on the 23<sup>rd</sup> & 24<sup>th</sup> days of August, 1870.

Ben R. Boucher, Ass't Marshal.

YEAR ENDING JUNE 1, 1870.

	Cotton. Bales (50 lbs.)	Wool. Lbs.	Peas and Beans. Bush.	POTATOES.		Orchard products. Dolls.	Wine. Gallons.	Produce of Market Gardens. Dolls.	DAIRY PRODUCTS.			Hay. Tons.	SEED.		Hemp. Tons.	Flax. Lbs.	Flax-seed. Bush.	Silk cocoons. Lbs.	SUGAR.		Molasses. Gallons.	BEES.		Forest products. Dolls.	Value of Hogs Manufactures. Dolls.	Value of animals slaughtered or sold for slaughter. Dolls.	TOTAL VALUE.						
				Dash.	Sweet.				Butter. Lbs.	Cheese.* Lbs.	Milk sold. Gallons.		Clover. Bush.	Grass. Bush.					Maple. Lbs.	Corn. Hhds. (1,000 lbs.)		Wax. Lbs.	Honey. Lbs.				Dolls.						
	25	26	27	28	29	30	31	32	33	34	35	36	37	38	39	40	41	42	43	44	45	46	47	48	49	50	51	52					
1		28		10		10			100			8													50	40	100	325	1				
2		30		15		175			250			5													20	40	120	850	2				
3		60		10		50			100			9													35	45	120	750	3				
4		75		10		50			125			18													100	15	100	500	4				
5		60		6		50			100			7													40	45	120	500	5				
6		5		10		5			150			3													20		20	300	6				
7				25					50																140		40	400	7				
8		120		20		50			250			5													50	100	200	1000	8				
9		40	3	10								1									10				20	10		300	9				
10		250		20	15	50			300			16													30	20	130	1100	10				
11		250		25	4	40			250			22												30	600	75	200	1800	11				
12		30		20					100																		20	400	12				
13		75		5		125			100			10														80	125	650	13				
14				100		10			150																	450	150	1300	14				
15				20	5	5			100																25		80	250	15				
16		80		50		25			250			47													100	250	350	1100	16				
17						150			100																		300	350	17				
18		45		14	10				75																		25	150	350	18			
19		10		6					75																	15	25	40	140	19			
20		75		50		5			150			3														30	200	800	20				
21		75		5	10	25			150			3													160	15	250	1200	21				
22		15		20					150			1															25	100	450	22			
23		150		40	10	50			200			12	21														80	250	1400	23			
24		20		20	4	55			250					2													20	15	150	900	24		
25						5			150																			60	200	25			
26		80				10			100			18															25	40	150	500	26		
27		60		15		25			150			5														50	500	75	125	1000	27		
28		75		15					100			5															100	50	140	600	28		
29						25			150			12																	1150	2500	29		
30		200		20		50			250			30														100		1000	2200	30			
31		50		10					150			5														100	600	250	1700	31			
32		50		25		150			100			9																180	125	925	32		
33		26		35		25			75			10																	100	220	33		
34						25			150			10																	175	750	34		
35						10			100			15																	40	400	900	35	
36			1	20		30			150			10														30	40	100	500	36			
37		100		70					25			10																	15	100	600	37	
38		40		25					150			12																	15	175	1200	38	
39				10					150																					100	500	39	
40		75										1																		50	100	500	40

\* This will include only such cheese as is made upon the farm. Milk sent to cheese factories will be regarded as milk sold off the farm.

2245 ✓ 4 ✓ 822 ✓ 58 ✓ 1255 ✓ 5565 ✓ 312 ✓ 23 ✓ 10 ✓ 527 ✓ 641 ✓ 3620 ✓ 1225 ✓ 7715 ✓ 3210 ✓



SCHEDULE 3.—Productions of Agriculture in Prairie Township, in the County of Randolph, in the Post Office: Moberly



Name of Agent, Owner, or Manager.	ACRES OF LAND.			PRESENT CASH VALUE.		Total amount of wages paid during the year, including value of board.	LIVE STOCK, JUNE 1, 1870.								PRODUCE DURING THE YEAR.								
	Improved.	UNIMPROVED.		Of farm.	Of farming implements and machinery.		Horses.	Mules and Asses.	Milk Cows.	Working Oxen.	Other Cattle.	Sheep.	Swine.	Value of all live stock.	WHEAT.		Rye.	Indian Corn.	Oats.	Barley.	Buckwheat.	Rice.	Tobacco.
		Wood-land.	Other unimproved.												Dolls.	Dolls.							
1	2	3	4	5	6	7	8	9	10	11	12	13	14	15	16	17	18	19	20	21	22	23	24
Morris Shellen A	376	246		12000	250	250	7	4	3	6	36		20	3000				375	600				
Hubbard David	80	40		1500	125		4	1	4		5	10	15	600				75	250				
Hamilton Leroy	40	40		1000	60		8	1	2			5	7	400					150				
Hamilton James	60	20		1400	75		7	1	3			10	10	500		115		300	125				
Hamilton Henry	100	140		4000	75		7	1	4		32		20	1500	10	50		500	400				
Gibson David R.	20	20		300	40		2		1			6	5	175		20		125	50				
McBune Joseph	25	15		400	50		3						12	250		50		400	50				
Settle L J.	90	80		1500	30		6	1	3		5	14	3	500		25		300	100				
Cox James M	120	200		3800	125		11	2	3				12	800		57		125	150				
Creson Joshua	120	70		3000	80	100	7	1	4		4	14	7	750		25		400	100				
Shirley Preshy	100	100		4000	75		8	2	6		1	10	12	900		80		500	200				
Stiles Lincoln	80	40		1600	100	100	4		2		1	25	8	400		72		125	300				
Shirley Francis M	90	40		2000	70		4		2				10	350				400	125				
Stiles Wm H	25	15		400	100		2	1	1		1	6	5	250					150				
Morton James M	130	70		3000	100		7	2	8		2		22	900	4	112		500	300				
Brooks Robert	25			250	70		6	2	2		1	5	10	500				150	200				
Hatton Wm B.	80	40		4500	150		8		3		1		13	750				175	150				
Grant Thomas J	200	20		4500	576	225	9	55	6		4		12	5000				250	300				
Chilton Geo W	120	40		2000	100		1	2	2	2			5	450				25	200				
Swimney Lucy F	15			700	70		3	25	1		1		25	300				250	100				
Wilson Donoton	10			500	50		4		1		1		9	250				200	4				
Garkwiler John W	300	255		8000	200	300	7		3				11	300		1000		1250	500				
Miles James	30	20		800	50		4		1					250				400	150				
W R.	70	50		1200	60		4		2				13	350				400	200				
Goin Archabald	60	70		1500	75		5		2	4			15	600				375	300				
Lavault H. C.	40	15		550	300	20	4		1					300				250	200				
Hall Wm H	65	50		2000	100	16	6		2		5		9	450	42	15		290					
Lyon S. D.	80			1500	75		6		3		7		50	500				1200	600				
Pyle S. V.	120	40		2000	75	150	6	25	6		5	25	8	1900		21		500	200				
Murcell B. F.	90	70		3000	200	120	6		3		4		13	600		65		200	250				
Sherley Ira F	20			400	10		3				1			150				200	100				
Hendricks James	160	40		3000	100	100	4	4	3		7		16	750				1000	100				
Cross Thomas J	80	40		2000	100		4	2	2		2	4	16	500		12		300	300				
Robinson Blyford	100	160		3000	150	150	5		4		4	17	23	1200		52		1000	1200				
Brown Isaac	80	40		1200	100	50	3		5		7	5	13	900				250	300		50		
Walker Thomas C	240	120		4500	250		4	1	7		12	50	20	1000				1000	500				
Bailey Thomas D	200	120		3000	150	100	3	10	3		20		20	3000				750	600				
Brooks J Rob	220	80		4000	500		6	15	4		5	10	20	3000				750	600				
Hern Solomon	160	40		2500	200		10		2				50	1000				1000	600				
Barnes Thomas	80	40		1500	100	100	4		2		1		23	500				1500	1000				

4065  
 8950  
 512  
 1781  
 20833  
 116  
 12  
 22  
 368  
 571  
 372  
 35573  
 56  
 177  
 18520  
 460  
 50



State of Missouri, enumerated by me on the 25<sup>th</sup> & 26<sup>th</sup> day of August, 1870.  
Ben R. Bourches, Ass't Marshal.

YEAR ENDING JUNE 1, 1870.

Cotton.	Wool.	Peas and Beans.	POTATOES.		Orchard products.	Wine.	Produce of Market Gardens.	DAIRY PRODUCTS.			SEED.			Flax.	Flax-seed.	Silk cocoons.	SUGAR.			BEES.		Forest products.	Value of Home Manufactures.	Value of animals for sale or slaughter.	TOTAL VALUE.				
			Irish.	Sweet.				Butter.	Cheese.*	Milk sold.	Hay.	Clover.	Grass.				Hops.	Hemp.	Maple.	Cane.	Molasses.					Wax.	Honey.	Dolls.	Dolls.
Bales (450 lbs.)	Lbs.	Bush.	Dush.	Bush.	Dolls.	Gallons.	Dolls.	Lbs.	Lbs.	Gallons.	Tons.	Bush.	Bush.	Lbs.	Tons.	Lbs.	Bush.	Lbs.	Hds. (1,000 lbs.)	Gallons.	Lbs.	Lbs.	Dolls.	Dolls.	Dolls.	Dolls.			
25	26	27	28	29	30	31	32	33	34	35	36	37	38	39	40	41	42	43	44	45	46	47	48	49	50	51	52		
			15		75			100			100											15	75			180	1000	1	
	45		15					150			5															50	175	450	2
			10	5				100			5															25	75	250	3
	30							125			6															25	128	600	4
	60				10			200			9															75	130	750	5
	15		10					70													10						60	200	6
	75							80																30			80	420	7
			4		10			250			4												100				100	500	8
		1	25	15	100			200			6										16			50	50	100	700	9	
	100				25			120			15															70	175	600	10
	30		10		75			125			18															75	120	1000	11
	90		25	8	20			150			20										20		1500			160	750	12	
	30		40		10		6	75																30		100	450	13	
			25	4				150			3										20		60			75	200	14	
			25					200			3												10			280	750	15	
			15					150			1														10	125	300	16	
			35	7	10			200			2																145	450	17
			20					125			100																150	3500	18
								150																				125	19
			25	5			7	100			7													45		40	300	20	
			15					180			2																100	250	21
			25	5	50			150			10																150	200	22
			30					150																				300	23
			10	5				150			18														25	75	150	600	24
			10					250			15													100		150	500	25	
			10		30			70																		100	350	26	
			25		100			200																		150	450	27	
								150																				1000	28
	100		8					200			9																220	600	29
								200			3																120	170	30
								100			5																140	900	31
	40		10					200			18															200	650	32	
	80		100		250			250			25										50				100	1000	33		
	20		15					150																		200	500	34	
	200		50		75			350			25												50			850	1400	35	
			10		10			100			30														30	275	1500	36	
	60		50		25			170			18															250	1800	37	
			15					75			2													70		300	1200	38	
																												500	39
			100					200			15															50	800	2000	40

\* This will include only such cheese as is made upon the farm. Milk sent to cheese factories will be regarded as milk sold off the farm.

1745 1 237 64 875 13 572 116 2963 2311 585 6186 29965



SCHEDULE 3.—Productions of Agriculture in Prairie Township, in the County of Randolph, in the Post Office: Moberly



Name of Agent, Owner, or Manager.	ACRES OF LAND.			PRESENT CASH VALUE.		Total amount of wages paid during the year including value of board.	LIVE STOCK, JUNE 1, 1870.								PRODUCE DURING THE YEAR.																			
	Improved.	UNIMPROVED.		Of farm.	Of farming implements and machinery.		Horses.	Males and Asses.	Milch Cows.	Working Oxen.	Other Cattle.	Sheep.	Swine.	Value of All live stock.	WHEAT.		Rye.	Indian Corn.	Oats.	Barley.	Buckwheat.	Rice.	Tobacco.											
		No.	Wood-land.												Other unimproved.	Dolls.								Dolls.	No.	No.	No.	No.	No.	No.	No.	Dolls.	Spring.	Winter.
		No.	No.												No.	Dolls.								Dolls.	No.	No.	No.	No.	No.	No.	No.	Dolls.	Bush.	Bush.
1	2	3	4	5	6	7	8	9	10	11	12	13	14	15	16	17	18	19	20	21	22	23	24											
Spillman Philip	120	40		2000	300	150	4		4		30	4	11	1200	30		80	1000	1000															
Owings Ben H	120	60		2500	100	25	5		2		42	20	20	1500		80		1100	200															
Adams Robert	100	140		3500	25		8		6		2	50	35	900		40		1000	375															
Truesdale John	80	100		2500	150		3	2	4	2		25	11	600		120	180	600	400															
Harvey B. F.	1000	260		3000	250	350	15	8	20	4	130	15	80	7000				750	<del>1000</del>															
Cross Wm B.	150	60		3500	350		8	5	8	2	12	40	21	1800				1000	<del>600</del>															
Hubbard Geo. W	80	40		2000	125		3	15	1			5	1500				1000	175																
Cross George	120	40		2500	75		4		3		1	15	10	500				500	400															
Crews Mary	400	20		8000	100	200	8		5			15	15	1400			50	1000	150															
Smith Abraham	25	15		800	75		4		2		2	5	4	400		15		500																
Croswhite Wm	250	150		6000	200		5	4	6		35	20	50	1700			50	750	1500															
Edwards Mildred	100	100		3000	100		6		3		3		15	500		30		500	300															
Holaway Thomas	60	40		2000	125		3	4	1				40	600				250	400															
Littrell Joseph	40	20		1000	50		6		2			10	20	500			40	250	150															
Barnes Moses M	50			800	100		6		4		4	12	4	600		200		350	200						15									
Robertson Samuel	100	150		3200	300		3	1	5		5		15	500		600		250	100						16									
Wirt William	200	400		4500	75	150	8	4	4		4	30	9	1100				500							17									
Wirt James	240	40		4000	100		8	2	4		20	30	3	1200				1000							18									
Wirt Thomas	180	80		3500	75	100	7	1	5		8	25	20	900		50		500	480						19									
Wirt John P	80	80		3000	150		6	2	5		9	50	16	1000		80		150	160						20									
Slipper Joseph	30	10		600	150	25	2		1		2		15	300				100	300						21									
Chilton W. C.	100	30		9000	150	50	4	5	3		30		14	1500		130	15	150	200						22									
Keyser Oliver	300	80		4000	70		3		1					300				400	400						23									
Martin Noah	150	100		3000	75	45	6	3	5		4	30	10	900		100		250	350					500	24									
Burkhead Margaret	300	180		6000	70		4		3	2	2		5	700		70		650	180						25									
Martin Wm	20	20		600	80		3	1	1		2	9	8	500		40		100	125						26									
Settle Geo A	200	550		7500	200	150	12	16	5		9	45	22	2100		90		500	500						27									
Elston Levi	30	70		1000	25		3	1	1		2		12	300		20		60	40						28									
Dulany B Dent	20	30		500	75		5		2				15	350		33		25	150						29									
Owens Ben.	10	30		250	25		1	1					3	125		10		250							30									
Fleming W J	40	40		800	50		9		2			13	8	550		45		100	400						31									
Fleming James	40	20		600	50		5	1	2		2	10	17	400		75		25							32									
Owens Frank	10	80		900	10		2		1			6		150		25		200	125						33									
Brashears George W	20	5		250	25		1		2		3	7	5	250		22		750	100						34									
Talbreath James A	60	60		1200	25		1		2				10	200		90		200	50						35									
Wood Garrett	40	80		1200	50		4		3		3	20	10	600	17	100		150	100						36									
Reid John S. B.	85	75		2500	300		6	2	4		2	30	20	850		210	75	375	650						37									
Neal M H	50			750	250	50	3		2		3		24	500	25			150	650						38									
Chilton Rachel	40	100		2000	200		5	1	3		2		12	500	20	75		40	265						39									
Oldham George	30			300	200		3		1					200				100	500						40									

5110 3595 40550 4655 1295 204 29 141 11 374 536 617 36575 92 1828 490 14615 11075 5711



13

State of Missouri, enumerated by me on the 30 & 31<sup>st</sup> day of August, 1870.  
Ben A. Boucher, Ass't Marshal.

YEAR ENDING JUNE 1, 1870.

No.	Cotton. Bales (450 lbs.)	Wool. Lbs.	Peanut Beans. Bush.	POTATOES.		Orchard products. Dolls.	Wine. Gallons.	Produce of Market Gardens. Dolls.	DAIRY PRODUCTS.			Hay. Tons.	SEED.		Hops. Lbs.	Hemp. Tons.	Flax. Lbs.	Flax-seed. Bush.	Silk cocoons. Lbs.	SUGAR.			BEES.		Forest products. Dolls.	Value of Home Manufactures. Dolls.	Value of animals slaughtered or sold for slaughter. Dolls.	TOTAL VALUE. Dolls.				
				Irish. Bush.	Sweet. Bush.				Butter. Lbs.	Cheese.* Lbs.	Milk sold. Gallons.		Clover. Bush.	Grass. Bush.						Maple. Lbs.	Cane. Hhds. (1,000 lbs.)	Molasses. Gallons.	Wax. Lbs.	Honey. Lbs.								
																													25	26	27	28
1				15'					150		16														350	200	1700	1				
2				20					100		8															250	1000	2				
3	250			75'					300		3													80 <sup>s</sup>	75'	350	1250	3				
4	80								150		2															225	1000	4				
5	60			10	30				200		75'													30 <sup>s</sup>	40	1000	2500	5				
6	120			40	100				300		30													80 <sup>s</sup>	50	50	350	1700	6			
7	50			20					100		16															30	130	1400	7			
8	72				30				150															20 <sup>s</sup>	35'	80	600	8				
9	90			10	100				300		30															25'	500	5900	9			
10	10			20	10	25'			200		6															800	480	10				
11	100			30	25'				300		27	3													80	900	2000	11				
12				15'					100		6															35'	175'	700	12			
13				10					100		6															20	600	900	13			
14	40	1		20					150		3															20	100	450	14			
15	20			20					200		7																175'	700	15			
16	100			20	10				300																		120	450	16			
17	100								350		12															60	800	1300	17			
18	120				20				350		12															100	200	1000	18			
19	150			25'	50				200		10															20	250	900	19			
20				30	30				300		16															100	75'	225'	800	20		
21				10	25'				100		8														12 <sup>s</sup>		110	295'	21			
22				10					100		12																	500	22			
23	60			10	20				75'		9																	400	23			
24				8	100				150		10																25'	175'	900	24		
25									150																			250	800	25		
26	250			8					50																		25'	80	275'	26		
27				10	25'				200		40															100	40	400	1600	27		
28									55'		6																	60	150	28		
29									100																			50	200	29		
30	60			20																								80	250	30		
31	50								300																			40	100	450	31	
32				25'	2	10			150		2																5 <sup>s</sup>	25'	36'	125'	350	32
33	30								50		2																	60	250	33		
34	90								100																			30	100	650	34	
35	90			40	300				125'		2																40	75'	350	35		
36				8	10				150		10																	100	400	36		
37				30	150				200		10																	45 <sup>s</sup>	75'	350	1300	37
38				20	10				100		1																	40	120	450	38	
39									125'																				20	80	325'	39
40																													30	275'	40	

1992  
 570  
 1120  
 1580  
 244  
 3  
 338  
 415  
 461  
 835  
 14165  
 36,800

\* This will include only such cheese as is made upon the farm. Milk sent to cheese factories will be regarded as milk sold off the farm.



SCHEDULE 3.—Productions of Agriculture in Prairie Township, in the County of Randolph, in the

Post Office: Moberly



Name of Agent, Owner, or Manager.	ACRES OF LAND.			PRESENT CASH VALUE.		Total amount of wages paid during the year, including value of board.	LIVE STOCK, JUNE 1, 1870.								PRODUCE DURING THE YEAR.										
	UNIMPROVED.			Of farm.	Of farming implements and machinery.		Horses.	Males and Asses.	Milk Cows.	Working Oxen.	Other Cattle.	Sheep.	Swine.	Value of ALL live stock.	WHEAT.		Rye.	Indian Corn.	Oats.	Barley.	Buckwheat.	Rice.	Tobacco.		
	Improved.	Wood-land.	Other unimproved.												Spring.	Winter.								Bush.	Dush.
1	2	3	4	5	6	7	8	9	10	11	12	13	14	15	16	17	18	19	20	21	22	23	24		
1 Oliver Jim J	75	65		2000	75		3		2	1	20	11	380		60	30	300	175							
2 Davis Jo Baster	145	250		6000	100		10		4	25		15	1000				500	450							
3 Martin James B	130	140		4500	100	250	7		5	40		40	1500		100		600	200							
4 Martin James	100	160		3500	75		10		4	5	20	20	750				500	400							
5 Hines Peter	90	50		2000	50		18	5	6	34	20	20	1500		60		1000	1000							
6 Brooks Wm	80	40		2000	75	50	4	3	2		3		21	750		50		200	200						
7 Sorrell John	35	35		1500	100		5	2	1		3	7	12	600		100		500	500						
8 Brewer Thomas	80	30		2000	50		4	2	4		2	11	7	600		65	15	250	400						
9 Batrick Joseph	60	60		1000	50		4	5	3		4	26	750		58		200								
10 Burnham D. S.	50	30		1000	50		3							200		50		150	200						
11 Burnham W. E.	65	55		2000	50	50	7	1	3		6	9	10	700		125	25	250	350						
12 Smith Oren	60	30		1500	75		2		1		4		13	250				500							
13 Smith J. G.	170	70		8000	150	300	7		3		7		30	800			60	1000	300						
14 Keale James R	90	40		2500	150	120	5	3	2				13	1000		65		750	200						
15 Richards J. R.	120	60		3500	100		14	+	2			20	5	1200		65		500	300						
16 Elliott J. S.	140	20		3500	75	50	3	2	3		16		30	1000				350	400						
17 Davis Mark	75	55		2500	100	250	7	1	3				25	1200		65		600	250						
18 Harden James	100	100		4000	125	40	7	1	4		20	25	25	1250		75		500	300						
19 Collins Hugh	150	100		6000	200	175	5	1	5	4	10		15	1800		80		600	250						
20																									
21																									
22																									
23																									
24																									
25																									
26																									
27																									
28																									
29																									
30																									
31																									
32																									
33																									
34																									
35																									
36																									
37																									
38																									
39																									
40																									

1786  
 1460  
 5000  
 1750  
 1285  
 126  
 26  
 57  
 4  
 176  
 136  
 338  
 13400  
 1018  
 130  
 4250  
 5975



State of Missouri, enumerated by me on the 1st & 2nd day of September, 1870.

Ben R Boucher, Ass't Marshal.

YEAR ENDING JUNE 1, 1870.

YEAR ENDING JUNE 1, 1870.																																																				TOTAL VALUE.
Cotton.	Wool.	PEAS AND BEANS.			POTATOES.		Orchard products.	Wine.	Produce of Market Gardens.	DAIRY PRODUCTS.			SEED.		Hops.	Hemp.	Flax.	Flax seed.	Silk cocoons.	SUGAR.		Molasses.	BEES.		Forest products.	Value of Home Manufactures.	Value of animals slaughtered or sold for slaughter.	Estimated value of all farm production, including betterments and additions to stock.																								
		Bales (450 lbs.)	Lbs.	Bush.	Bush.	Bush.				Dolls.	Gallons.	Dolls.	Lbs.	Lbs.						Gallons.	Tons.		Bush.	Bush.					Lbs.	Tons.	Lbs.	Bush.	Lbs.	Hhds. (1,000 lbs.)	Gallons.	Lbs.	Lbs.	Dolls.	Dolls.	Dolls.	Dolls.											
																																										25	26	27	28	29	30	31	32	33	34	35
	100										110		5												100	50		75	500	1																						
2			25		100						200		16															350	1200	2																						
3	15		10	10	25						250		20												200			300	1800	3																						
4			20								300		12															175	650	4																						
5	80		25	10							100		6											605		40	300	1500	5																							
6			20	5	30						150		10													20		75	700	6																						
7	30		40								100		7												10	350	25	400	1000	7																						
8	50		10		15						350		3													20	45	125	750	8																						
9			10		50						100		6															60	350	9																						
10			10		50						50		3													250			400	10																						
11	45		5		5						100		5												100			290	750	11																						
12			60	10							125		8															60	500	12																						
13											150																	900	1400	13																						
14											100		10															150	800	14																						
15	60		15								50		10																500	500	15																					
16			15		15						150		5																675	750	16																					
17			15								200															500	150	250	1500	17																						
18			15								250		15													4	150	75	900	900	18																					
19			20		30						150		10																175	500	19																					
20																															20																					
21																															21																					
22																															22																					
23																															23																					
24																															24																					
25																															25																					
26																															26																					
27																															27																					
28																															28																					
29																															29																					
30																															30																					
31																															31																					
32																															32																					
33																															33																					
34																															34																					
35																															35																					
36																															36																					
37																															37																					
38																															38																					
39																															39																					
40																															40																					

I hereby certify that the above was enumerated by me according to law and instructions

Ben R Boucher  
Asst Marshal

3800 ✓ 285 ✓ 320 ✓ 3125 ✓ 151 ✓ 600 ✓ 16 ✓ 1450 ✓ 441 ✓ 235 ✓ 360 ✓ 16370 ✓

\* This will include only such cheese as is made upon the farm. Milk sent to cheese factories will be regarded as milk sold off the farm.



SCHEDULE 3.—Productions of Agriculture in Salt River Township, in the County of Randolph, in the State of Virginia, Post Office: Cairo



Name of Agent, Owner, or Manager.	ACRES OF LAND.			PRESENT CASH VALUE.		Total amount of wages paid during the year, in estimating value of board.	LIVE STOCK, JUNE 1, 1870.								PRODUCE DURING THE YEAR.									
	Improved.	UNIMPROVED.		Of farm.	Of farming implements and machinery.		Horses.	Mules and Asses.	Milch Cows.	Working Oxen.	Other Cattle.	Sheep.	Swine.	Value of All live stock.	WHEAT.		Rye.	Indian Corn.	Oats.	Barley.	Buckwheat.	Rice.	Tobacco.	
		No.	Wood-land.												Other unimproved.	Dolls.								Dolls.
1	2	3	4	5	6	7	8	9	10	11	12	13	14	15	16	17	18	19	20	21	22	23	24	
Bennett T. H.	150	210		5000	500		6	3	3		1	20	5	1000		40		250						
Straight D. R.	35	425		2500	100		3		1		10		9	200				150	150					
Bennett James	40	20		1000	100		4		1		2		7	500	40	27		200	300					
Ravish J. C.	80	412		3500	150		7		3	2	2	45	20	900		49	60	250	60					
Huchison G. H.	55	45		1500	20		8	2	4		10	25	10	1200		25	20	250	150					
Manning Mary	80	27		2500	10		1		1				5	200				50	75					
Brock James H.	80	80		3000	100		6	2	3		1	20	14	900				100	75					
Brock R. P.	70	50		2500	125		6		3		5	25	13	900		57	30	200	80				500	
Halliburton J. J.	20	20		800	25		2		1		1	5	9	250				300	75					
Bony H. J.	80	85		2000	100	40	4	2	2		5	15	2	800				75	100					
Hillingham Geo.	140	180		6000	25		5		3				1	600			59	150	300					
Durham Con.	75	25		1800	70		6		2		1	16	16	800		40	40	250	100					
Rutherford N. H.	153	57		4000	100	60	8		2	2	7	25	26	1200		60	10	250	500				1300	
Carter Chariah	20	20		400	20		2		1		1	14	8	200		50	15	100					100	
Durham David	40	40		900	100		3		1		3	18	16	400		80		200	100				1700	
Trosty Willie	30	90		1500	15		2				3	12	8	300				50					1500	
Gainer Philife	40			700	5		2		2			4	3	300				10					300	
Robert Wesley	70	90		2000	75		5		2		3	20	6	700		60	30	150	20				1500	
John J.	12	28		400			3					6	8	200		40	20	50					1200	
Hallenman Joseph	25	53		1200	30	150	2		1		2		9	200		40	30	150	40				2500	
Gainer J. J.	40	42		1500	76		1	2	2		1	6	6	400		95		125	50					
Ridings Rosanna	60	20		1500	10		5	2	2		1	4	6	600		60		150						
Ridings R. F.	20	100		1500	75		4		1			12	5	500		40		150						
Dodge Alays	60	40		1200	10		1						4	100		30	25	125						
Block Hebert	35	45		1000	40		3		1		1		7	300				100						
Lorsick A.	100	120		4000	75	75	6		6	4	15	7	15	1200		70		150						
Hileon David	100	60		2500	75		4		3		6	16	12	600		40		100	140				400	
J. R.	25	55		1200	60		1	1						150		20		150	60					
Taylor J. B.	70	210		4000	70		3		3			17	14	400			30	200	50					
Lilly Wm. H.	40	120		2500	100		6		2			20	20	800		150	75	250						
Lilly Gabriel	50	30		1200	20		6	2	3		1	15	20	900		70		250	40					
Lilly James M.	40	40		1200	100	30	8		3		2	22	15	1000		25	30	150	60					
Snycer J. H.	50	80		1200	60	30	5		3			4	15	700			35	300	200					
Helps Harris	200	220		7000	150	250	5		3		5	25	25	800		175		250	100					
Lawrence	40	65		1200														50						
Alexander H. A.	150	174		4000	100	50	5		1			26	35	700		14	25	300	30				700	
Radget E.	75	45		1500	75		3	2	1		2	20	25	600			50	200	150				900	
Alexander Margaret	80	40		1800	20		8	1	2			15	4	1000		14	60							
Ridgeway Brother	120	136		2000	600		10		3		5	20	6	1500		127	108	250	150					
Mathews R. N.	60	60		2000	600	125	5		2		9	50	15	1500		200	90	500	75					

662 2109 56900 3055 530 144 11 44 8 106 529 1147 25700 40 1668 842 6785 3400 12600



State of Wisconsin, enumerated by me on the 8th & 9th day of July, 1870.

J. J. Dawson, Ass't Marshal.

YEAR ENDING JUNE 1, 1870.

Cotton.	Wool.	POTATOES.		Orchard products.	Wine.	Produce of Market Gardens.	DAIRY PRODUCTS.			SEED.			SUGAR.				BEES.		Value of Forest products.	Value of Home manufactures.	Value of animals slaughtered or sold for slaughter.	Estimated value of all farm production, including bet-terments and addi-tions to stock.							
		Bales (450 lbs.)	Lbs.				Bush.	Bush.	Bush.	Dolls.	Dolls.	Lbs.	Lbs.	Gallons.	Tons.	Bush.	Bush.	Lbs.					Tons.	Lbs.	Hds. (1,000 lbs.)	Gallons.	Lbs.	Lbs.	Dolls.
25	26	27	28	29	30	31	32	33	34	35	36	37	38	39	40	41	42	43	44	45	46	47	48	49	50	51	52		
	30		4		30			100			2															90	340	1	
			10																								70	225-	2
								50													11					100	440	3	
	90		30		30			100			30										20				20	140	770	4	
	75		15		10		10	100			1										8					120	660	5	
			5					30			2															50	200	6	
	80		15		5			150			8															15	100	300	7
	80							40													16					15	175	490	8
								20			2										3				6	100	425	9	
	60		10					150			25														10	300	1100	10	
								200			40															75	725	11	
	40		30		50			100			1															100	480	12	
	58		25		70			50			3														50	140	940	13	
	50		30								1															70	250	14	
	58		30					100																	20	100	575	15	
	50				20																				20		175-	16	
	12		4					10																	8	30	200	17	
	40	2			20			70			1															40	80	400	18
	18		10																		20				10	40	250	19	
			5					30			2															30	1050	20	
	12		10	5				100																	20	100	300	21	
	28		12		25			40			6														10	70	250	22	
	30							20			1															15	80	200	23
			10																							10	60	275	24
			10					30																				60	25
					75			100			10																200	440	26
	50		10		50			100			4														30	120	480	27	
																												145	28
	40							50																	20	100	300	29	
	50		15		15			100																		20	575	30	
	30				20			250			2														10	100	450	31	
	35		10		50			70			2															80	850	32	
	12	1	10					50			2															180	535	33	
	50		10		50			50			2															50	100	558	34
																												40	35
	60		13		50			45			7																120	450	36
	60				20			100			1																120	475	37
																											60	200	38
	50		20	15	20			100			1															40	180	875	39
	120		60		100			150			10															75	400	1800	40
	135	3	119	20	410			2405			166									58				125	10	369	1180	1535	

\* This will include only such cheese as is made upon the farm. Milk sent to cheese factories will be regarded as milk sold off the farm.



SCHEDULE 3.—Productions of Agriculture in Salt River Township, in the County of Randolph, in the State of North Carolina.  
 Post Office: Cairo



1	Name of Agent, Owner, or Manager.	ACRES OF LAND.			PRESENT CASH VALUE.		Total amount of wages paid during the year, including value of board.	LIVE STOCK, JUNE 1, 1870.								PRODUCE DURING THE YEAR.								24	
		UNIMPROVED.			Of farm.	Of farming implements and machinery.		Horses.	Mules and Asses.	Milch Cows.	Working Oxen.	Other Cattle.	Sheep.	Swine.	Value of all live stock.	WHEAT.		Rye.	Indian Corn.	Oats.	Barley.	Buckwheat.	Rice.		Tobacco.
		Improved.	Woodland.	Other unimproved.												Dolls.	Dolls.								
2	3	4	5	6	7	8	9	10	11	12	13	14	15	16	17	18	19	20	21	22	23	24			
1	Halliburton Geo. H.	12	28		400	30	70	4		1			4	300				15	25				1100		
2	Halliman Sam	30	50		810	30		3		2			15	7	400			5							
3	Halliman Chan. E.	10	38		400	10				1			13	100				30							
4	Johnson H. M.	10	20		400	10		2		1			3	200	30	30	175								
5	Halliman Sam	210	75		3000	10		3		2		3	20	11	400	10	10	30	30						
6	Halliburton J. H.	80	40		2100	100		8	2	4		7	48	17	1250	125		250	200						
7	Boring John L.	30	30		700	30		3		1		1	11	1	400	20	12	100	50			500			
8	McKinney Hiram	160	120		3000	100		5	2	5		10	10	30	1500	50	40	100	40						
9	Campbell J. G.	180	60		4100	200		7		5			9	900	375	5	500								
10	Campbell S. G.	100	45		2500	80		3	2	2		3	13	500	9	12	100	40							
11	Campbell Hon. A.	80	40		2000	50		2		3		1	8	10	300	150	12	100	40						
12	Campbell C. D.	120	58		3000	100		7	1	5		5	24	13	1300	72	23	125	125						
13	Gaines J. J.	80	28		4000	100		2	3	4		3	30	16	700			350	75						
14	Franklin	40	20		1000	40		2		1			5		300			150	40						
15	Gaines James M.	40	20		800			2						100				25	50						
16	Herriman Geo.	440			8000	140	350	10		8		12	40	25	1500	10	50	100	300						
17	Bowyer Hon. M.	120	40		3100	75	30	8		4		2	44	11	800	30	8	150	180						
18	Bennett R. C.	75	45		2000	100		6		2			11	600	30	24	500	65							
19	Campbell S. R.	170	100		5000	350		15		4		11	30	21	1000	70	23	500	500						
20	Durham Geo. H.	30	70		2000	5		2		2		3	3	5	600	4	7	20							
21	Hall Hon. H.	20	27		800	80		3	2	1			15	26	600			250							
22	Rogers Hon.	100	72		3000	150		7	1	5	2	3		7	700	15		300	900						
23	Durham Almond	25	15		800	15		1		1			8	6	300	70	60								
24	Herriman Martha	16	64		1000	15		2	1	1			5	4	400	50	16		40						
25	Cromwell Lewis	18	22		300	20		2					13	300	20		100	6							
26	Rutherford James	20	20		800	100		5		2			7	14	600	40	20		100						
27	Ratton J. G.	65	45		1100	100	400	5	2	2		3	15	25	700	100		375	125			1100			
28	Daniel John S.	60	60		2000	70	100	5	1	3			25	9	700	125	10	750				1000			
29	R. H.	83	40		2000		80	5	1	3		5		9	600			325	400						
30	Osborn John H.	30	50		1000	35		2	1	1		2	5	7	400	40		80	75						
31	Rorback H. H.	140	40		4000	300		14	2	5		10	35	30	1000	214	110	500							
32	Fielding John	80	80		2000	20		2				1	20	7	400	32		200	100						
33	Fielding H. & Stephen	40	110		3000	20		4		1				400	60	30	100	200							
34	Halliburton J. H.	60	20		1000	25		2		3			5	12	300										
35	Payton John	100	140		4000	100		6	1	5			30	25	700	120	30	250	300			1500			
36	Hutton H. D.	80	240		6000	200		7		5		8	30	30	1000	100	10	200	100			2000			
37	Gaines M. G.	90	308		7000	70		10		7		1	30	18	1000	20	14	50	200						
38	Lilly J. H.	50	100		3000	60		4		3		1	8	9	800	35	12	200	25						
39	Dean Daniel	55	25		1000	60		7		5		3	19	15	400	33		300	100						
40	Hon. G.	20	55		400	100				2			1	4	250			250							

3209 144 90100 3000 630 184 24 110 2 100 593 490 5050 10 2044 531 1530 4496 7200



State of Missouri, enumerated by me on the 9<sup>th</sup> 11<sup>th</sup> & 12<sup>th</sup> day of July, 1870.

J. D. Jamerson, Ass't Marshal.

YEAR ENDING JUNE 1, 1870.

	Cotton. (Bales 450 lbs.)	Wool. Lbs.	Peas and Beans. Bush.	POTATOES.		Orchard products. Dolls.	Wine. Gallons.	Produce of Market Gardens. Dolls.	DAIRY PRODUCTS.			Hay. Tons.	SEED.		Hops. Lbs.	Hemp. Tons.	Flax. Lbs.	Flax-seed. Bush.*	Silk cocoons. Lbs.	SUGAR.			BEES.		Forest products. Dolls.	Value of Home Manufactures. Dolls.	Value of animals slaughtered or sold for slaughter. Dolls.	Estimated value of all farm produc- tion, including bet- terments and addi- tions to stock. Dolls.					
				Irish. Bush.	Sweet. Bush.				Butter. Lbs.	Cheese.* Lbs.	Milk sold. Gallons.		Clover. Bush.	Grass. Bush.						Maple. Lbs.	Cane. Hbds. (1,000 lbs.)	Molasses. Gallons.	Wax. Lbs.	Honey. Lbs.									
	25	26	27	28	29	30	31	32	33	34	35	36	37	38	39	40	41	42	43	44	45	46	47	48	49	50	51	52					
1				12					200															100		70	400	1					
2		40		3	6				200															50		20	50	165	2				
3				5					50																		40	95	3				
4									50																		50	300	4				
5		4		5	2	80			150															100		80	220	5					
6		250		30					150																	50	220	650	6				
7		25							50																60		10	70	250	7			
8		60		10					50			5																400	750	8			
9		75		10		20			50			2															150	850	9				
10		7		6					30																		200	460	10				
11		24		10		10			100																		10	100	400	11			
12		70		20					200			6															20	130	475	12			
13		60				10			20			2															15	120	400	13			
14		15										5																	110	14			
15												7																	60	15			
16		60		20	5	75			200			14													40		15	330	1000	16			
17		130		30		30			150			5													100		45	120	450	17			
18				30		25			100																	80		100	410	18			
19		100		30	6	30			150			6															50	485	1200	19			
20		10		10		20			40																		20		125	20			
21		40		12					30																		18	25	225	350	21		
22				40		70			300			3																150	900	22			
23		20		12		50			40																	60		100	280	23			
24		10							20																			15	50	140	24		
25				15								1														25		100	220	25			
26		15																											35	200	26		
27		40		5		10			50			2																10	100	600	27		
28		50		10					100																	200		40	340	1000	28		
29				12					100			6																	220	900	29		
30		20		5					25																			15	25	160	30		
31		100				25			200			24														30		50	200	1000	31		
32		30				30																						12	10	60	350	32	
33												1																		160	33		
34		13							50																					15	34		
35		100				50			100			10																	30	50	650	35	
36		100		20	10	50			100			10															300	80	150	980	36		
37		50				20			150			3														50	10	80	300	37			
38		30		10		25			100			1																10	110	290	38		
39		25				10			150			4														200	40	40	280	600	39		
40																														130	40		
	1519			31	29	580			2145			116														5	143		120	68	340	4540	11955

\* This will include only such cheese as is made upon the farm. Milk sent to cheese factories will be regarded as milk sold off the farm.



SCHEDULE 3.—Productions of Agriculture in Salt River Township in the County of Randolph, in the State of Missouri

Post Office: Cairo



Name of Agent, Owner, or Manager.	ACRES OF LAND.			PRESENT CASH VALUE.		Total amount of wages paid during the year, including value of board.	LIVE STOCK, JUNE 1, 1870.								PRODUCE DURING THE YEAR.											
	Improved.	UNIMPROVED.		Of farm.	Of farming implements and machinery.		Horses.	Mules and Asses.	Milch Cows.	Working Oxen.	Other Cattle.	Sheep.	Swine.	Value of all live stock.	WHEAT.		Rye.	Indian Corn.	Oats.	Barley.	Buckwheat.	Rice.	Tobacco.			
		No.	Wood-land.												Other unimproved.	Dolls.								Dolls.	No.	No.
1	2	3	4	5	6	7	8	9	10	11	12	13	14	15	16	17	18	19	20	21	22	23	24			
1	Oran Gearah	21	19		800	4	40	2	1				7	300	88	40	27	150						1		
2	Devor Saurch	30	40		800	50		3	2					400	12		70	10						2		
3	Walker Geo. H.	15	60		800	15		2	1			8	12	300	18		350	30						3		
4	Fifer Nimrod	80	140		4000	175		10	1	8			100	20	1000	100	12	125	200					4		
5	Shaw Alexander	130	23		3000	10		4	2	2		4	12	7	600	90		100	50					5		
6	Cannon J. C.	60	40		2000	100		3	1	1		1	25	18	400	80		20	20				200	6		
7	Roeluck Geo. H.	60	20		1000	80		3	1	2		1	20	15	400	25	100	50	400	100				700	7	
8	Drinkard Stephen	100	40		2000	100		3	1	2		1	8	4	600	68		150						8		
9	Halliburton David	100	113		4000	100		2	1	2		2	20	14	500	65		100	110					700	9	
10	Holt James A.	50	40		1000	70		4	1	2		2	18	6	600	84		300	67					150	10	
11	Rogers G. M.	90	43		1000	70	12	5	1	5	2	2	50	15	800	96	7	100	15					50	11	
12	Amick John F.	100	90		3000	50		6		2				6	700	160		350	500						12	
13	Halliburton D. R.	55	20		1000	50		2		1			5	6	300	100		500	120						13	
14	Simon	205	40		5000	200	100	6	3	3		2	40	10	1000	233		250	50						14	
15	John	80	40		2000	50	25	1	6	1				6	600	100		100	120						15	
16	Barey Alex.	40			800			1		1				11	200										16	
17	Lucas H. H.	40	20		1000	10		3		3					300		7	150	25						17	
18	Cornwall R. A.	90	31		2500	125	30	4		5		15	9	2	400	70	80	450	100						18	
19	Durham John J.	100	76		3000	100		6	2	1		5	22	11	700	100		250	50						19	
20	A. L. D.	15	32		800	20		2		1		1		7	800	20		50	30						20	
21	Brownell Jas. H.	140	131		6000	50	100	5		2		2	25	2	700	200		375	400					200	21	
22	Huntman Jr.	120	120		4000	50		9	4	5		5	30	50	1000	110	65	750	230					300	22	
23	Gollins R. M.	20	72		1000					1		3			200	7		100	100						23	
24	Huntman N.	25	15		800	10				2		3	12	14	200	40		150	130					800	24	
25	Thomas	40	40		1000	100		3		2			6	18	300	90		250	100					1600	25	
26	Hitchell Demella	60	116		3000	30		2		1		1			200	50		100	50						26	
27	Butler H. J.	100	100		4000	150		5	1	3		2	20	12	600	80		200	100						27	
28	McKinney H.	50			1000	130		8	2	6		9	25	10	700	10	26	350	150						28	
29	McKinney Miles	30	203		1800	200		16	6	7		10	27	35	2000	16	20	250	400						29	
30	Dodson Thomas	250	140		6000	100		5	1	10	2	9	48	16	1000	68		375	225						30	
31	Darby J. H.	140	166		6000	150	40	6	1	6		14	18	20	800	80		125	300						31	
32	Sherrard Elisha	80	90		2000	70		6		4		4	40	15	900	70		1000	150						32	
33	R. R.	35	42		1000	10		3	1	1			10	7	400											33
34	Darby Lucilla	150	223		6000	50		18		5		9	60	10	1000	5	2	5	50	200						34
35	John C.	25			500	10		4	1	3		4	20	20	600	32		75	50							35
36	McKinney Daniel	260	280		10000	250		19	12	12		20	75	50	3000	100		750	300							36
37	Huntman Harmon	150	161		6000	100	125	6		3	4	6	10	25	1000	30		50	300							37
38	Roney Wm. R.	50	88		2000	15		4	1	2		2	15	24	600	40	20		200							38
39																										39
40																										40

3446 2944 109300 2554 402 103 50 120 5 139 448 491 26100 44 2560 306 8644 5368 10900



State of Missouri, enumerated by me on the 13<sup>th</sup> + 14<sup>th</sup> day of July, 1870.

J. J. Cameron, Ass't Marshal.

YEAR ENDING JUNE 1, 1870.

Cotton.	Wool.	Peas and Beans.	POTATOES.		Orchard products.	Wine.	Produce of Market Gardens.	DAIRY PRODUCTS.			SEED.			SUGAR.				BEES.		Value of Home Manufactures.	Value of animals slaughtered or sold for slaughter.	Estimated value of all farm production, including betterments and additions to stock.										
			Lbs.	Bush.				Butter.	Cheese.*	Milk sold.	Hay.	Clover.	Grass.	Hops.	Hemp.	Flax.	Flax-seed.	Silk cocoons.	Maple.				Cane.	Molasses.	Wax.	Honey.	Dolls.	Dolls.				
25	26	27	28	29	30	31	32	33	34	35	36	37	38	39	40	41	42	43	44	45	46	47	48	49	50	51	52					
			30					40													20			4	10	130	350					
			20					100													8							260				
	25				15			40																15	15	60	300					
	30				20			100																60		100	450					
	50		30		40			50			10	2														70	350					
	60				30			40			10														30	60	85	560				
	80		30					20																			85	160	800			
	60		10					75																			25	40	150			
	75		50					200			4																80	90	300			
	90				40			200			8															100	140	350				
	150		75		10			50			5														100	75	200	400				
					50			30			4															12	80	60	180	1000		
	20		30					50																				75	400			
	75		40		40			200			50																150	180	1200			
																													200			
								10																					3			
				4				8	100		1																35	80	180			
	30		15					200			10																20	70	650			
	50		10		25			150			9															100		130	700			
								50																				40	180			
	100		75	20	50			50																		30		200	900			
	100		15		40			150			10																	75	240	1000		
	30		100					30																				10	60	175		
	30		10					60																				10	180	400		
	25		40		20			50																				15	70	450		
			40		20			50																				10	40	300		
	30				300			100																				20	180	700		
	55							400																				10	220	900		
	60		20					200			40																	5	50	445	2000	
	150		25	15	60			200			8																20	30	150	120	150	700
	50		10					150	250		12																	10	75	600		
	80			30	40			200																					200	900		
	30																												100	140	160	
	90		13		50			100	100		7																		120	140	500	
	50		4					50																					20	90	350	
	150		20		20			200			40																		100	240	1000	
	40		20	5	5			20																					10	100	350	
	40		30					100																					6	375		

Whole No. of Pages 6 I certify that they were made according to Law and instructions  
J. J. Cameron

\* This will include only such cheese as is made upon the farm. Milk sent to cheese factories will be regarded as milk sold off the farm.

20513



SCHEDULE 3.—Productions of Agriculture in Saltspring Township, in the County of Randolph, in the  
 Post Office: Cairo



1	Name of Agent, Owner, or Manager.	ACRES OF LAND.			PRESENT CASH VALUE.		Total amount of wages paid during the year, including value of board.	LIVE STOCK, JUNE 1, 1870.								PRODUCE DURING THE YEAR.								24	
		UNIMPROVED.			Of farm.	Of farming implements and machinery.		Horses.	Mules and Asses.	Milch Cows.	Working Oxen.	Other Cattle.	Sheep.	Swine.	Value of all live stock.	WHEAT.				Oats.	Barley.	Buckwheat.	Rice.		Tobacco.
		Improved.	Woodland.	Other unimproved.												Dolls.	Dolls.	No.	No.						
2	3	4	5	6	7	8	9	10	11	12	13	14	15	16	17	18	19	20	21	22	23				
1	Cooley J J	26	59		1500	100		2		3	2	10	15	350	68	69	40	500	50					3700	1
2	Owen Thomas H. B.	65	15		1700	70		5		1	2	4	12	450	20	20		175	160					300	2
3	Samuel J. J.	160	41		3500	90		4		4	3	3	12	600	100	100	20	300	50					700	3
4	Nichols W. B.	15	25		700	100		6	1	2	1	18	8	600	54	54	16	250	50						4
5	Riley Rachel	30	10		500	60		3		1	3		8	250	10	10		150	25						5
6	Dossey G. F. R. J.	150			2500	70		2		1	4		6	300				200	150					3000	6
7	Mason Wm	90	70		3000	50		11		4		50	70	1300	50	50	10	500	150						7
8	Phipps R. S.	40	40		1500	40		4	2	2	1	20	9	600	30	30		200	20					500	8
9	Carlstead Wm J.	35	25		2500	25		2		2			14	350	68	68		200	25					1600	9
10	Nichols Flail	60	150		3500	100		6		3	1	25	25	900	71	71	30	100	100						10
11	Jones Wm B.	10	28		600	50		4		2			20	300	21	21		200						60	11
12	Mitchell Wm A.	37			500	15		2		1	1		6	200				500							12
13	Jones Allin J.	10	29		600	30		3	1	1			8	300	17	17		150	20						13
14	Phipps J F.	81	25		2000	140		5	1	1	2	23	14	1000	48	48		200	100						14
15	Davis Sam L.	25	25		700	100		2	1	1		8	16	300	45	45	5	300	100						15
16	Phipps S. G.	60	60		2500	50		5	1	2	4	23	11	600	43	43		500	100					550	16
17	Wright G A.	40	60		2000	70		2		2			15	300	26		15	250							17
18	Kelink J. P.	85	155		4500	100	200	8	4	3		15	20	30	1300		85	65	375	150				900	18
19	Murphy P. C.	40	80		2000	65		8	2	2		17	10	1000	85	85	40	200							19
20	Baker James G.	350	270		12000	300	300	4		3	2	25	200	65	1200	85	300	120	600	500					20
21	Bentley Catharine	70	87		2000	225		8		2	6	200	30	500	70	70		100	200						21
22	Evans W. J.	100	82		2500	150		6		1	2	2	16	600		140		100	150						22
23	Moore James	80			1800	100		3		2	2	9	1	300		100	20	250	70						23
24	Smith Peter	34	13		500	30		2		1		9	10	200		7	8	50	20					600	24
25	Head B. S. Cross A.	4	37		600	80		2		2			10	200				400	100						25
26	Belcher James	80	80		3000	150		8		4	3		30	500		80	300	70						2000	26
27	Belcher Mary	120			2000	60		4		1	1	30	9	400	20			250						400	27
28	Gilman R. G.	170			7000	300	550	13	6	5	2	2	28	2000	96			750	300						28
29	Rutherford W. J.	600			18000	300	700	13	51	5	2	4	12	20	6000	200		375	200						29
30	Chrisman Peter	70			2000	70		3		2		12	21	300	100			800	5						30
31	Vroom J L.	80	150		4000	100	100	3			4	4		15	400			400						900	31
32	Summers W. H.	20	47		1000	75		5		2	2	7	8	500				300						800	32
33	Etherton Benj.	200	40		4000	10		3		3	7	25	20	400				300	80					200	33
34	Buchhardt G H.	200			6000	100		4		7	3	10	40	600	80			250	200						34
35	Denny A. F.	1060			30,000	400	350	8	4	5	70	45	50	2000	150	40		800	300						35
36	Seirmaker J J.	50	10		1000	70		7	2	2	1	9	4	1000	30			300	60						36
37	Ship J. W.	35	75		2000	10		4		4	2	2		600											37
38	Boler Brothers	100	100		4000	100		4	2	3	6	10	26	800	50			700	20						38
39	Burton J. M.	70	46		2000	70		7	1	3	3	40	40	800	30			750	500					1400	39
40	Green Geo J.	152			3000	150	100	6	1	1		50	20	600				500	100						40

Handwritten totals and corrections at the bottom of the page, including a large '1115' and other numerical figures.



State of Missouri, enumerated by me on the 25<sup>th</sup> 27<sup>th</sup> day of July, 1870.  
J. P. Cameron, Ass't Marshal.

YEAR ENDING JUNE 1, 1870.

1	2	3	POTATOES.		Orchard products.	Wine.	Produce of Market Gardens.	DAIRY PRODUCTS.				SEED.			SUGAR.					BEES.		Value of Home Manufactures.	Value of animals slaughtered or sold for slaughter.	TOTAL VALUE. Estimated value of all farm production, including betterments and additions to stock.	52								
			Bales (450 lbs.)	Lbs.				Bush.	Bush.	Dolls.	Gallons.	Dolls.	Lbs.	Lbs.	Gallons.	Tons.	Bush.	Bush.	Lbs.	Tons.	Lbs.					Bush.	Lbs.	Hhds. (1,000 lbs.)	Gallons.	Lbs.	Lbs.	Dolls.	Dolls.
1	30		40				7	100													20				10	70	850	1					
2	20		100		75			100			4										20					210	600	2					
3			100					200			4															150	625	3					
4	40		12					25																		100	350	4					
5			20					40													12					50	225	5					
6			12																		15					220	825	6					
7	100		15	15			25	50			5										30			45	200	750	7						
8	30		2					30			3										20			40	100	350	8						
9			15					75			1															130	450	9					
10	100		30					150													25		40	20	250	525	10						
11			15					150			2										38		50	5	80	325	11						
12			20					50																		100	425	12					
13			8					20			2										10			10	30	365	13						
14	<del>30</del>		15		50			50													10			10	80	340	14						
15	30		5					40																100	25	200	700	15					
16	30		25					200													25			15	135	575	16						
17								50																100	100	400	17						
18	80		30	15	200			100			12										150				200	1100	18						
19	40		25					60			3														140	425	19						
20	600		150		50			75			40										200				600	2200	20						
21			30	10				20			10															250	600	21					
22			20		20			50													58				230	750	22						
23	20		75		10			40													40		30		135	500	23						
24			20	4			7	20													31			20	60	225	24						
25			6					50																2	100	425	25						
26			10		75			25			12												50		80	600	26						
27	75		10		25			30			32												40		80	825	27						
28	40		150	20				200			30												100		350	1325	28						
29	40		40	10	20			300																	350	1250	29						
30			30					10																	240	250	30						
31			7	20				100															100		180	550	31						
32	25		5	6	4			50			4										39				80	880	32						
33	30		100		10			50			2														60	350	33						
34	50		30	15	100			200			10														400	1700	34						
35	125		15		50			250			2														3000	3800	35						
36	40							50													20				200	600	36						
37			10					20			2													20		350	350	37					
38	30		25																							70	735	38					
39	150		25					200			8														240	950	39						
40	120		15					100																30	300	675	40						
	150		120	100	50		50	330			150									50			200	300	675								

\* This will include only such cheese as is made upon the farm. Milk sent to cheese factories will be regarded as milk sold off the farm.



SCHEDULE 3.—Productions of Agriculture in Salt Spring Township in the County of Randolph, in the

Post Office: Cairo



Name of Agent, Owner, or Manager.	ACRES OF LAND.			PRESENT CASH VALUE.		Total amount of wages paid during the year including value of board.	LIVE STOCK, JUNE 1, 1870.								PRODUCE DURING THE									
	Improved.	UNIMPROVED.		Of farm.	Of farming imple- ments and machinery.		Horses.	Mules and Asses.	Milch Cows.	Working Oxen.	Other Cattle.	Sheep.	Swine.	Value of All live stock.	WHEAT.		Rye.	Indian Corn.	Oats.	Barley.	Buckwheat.	Rice.	Tobacco.	
		No.	Wood-land.												Other unim- proved.	Dolls.								Dolls.
1	2	3	4	5	6	7	8	9	10	11	12	13	14	15	16	17	18	19	20	21	22	23	24	
Bogie Thomas	217	218		9000	150		5	1	6	4	75	20	700				500	50						
Davis John	25	42		1000	120		2	3	3	4	25	15	300		60		350	100					6000	
Oliver Abram	20	29		1000	10		2		1	1		10	300		215		150	10					4700	
Dameron L G.	20	63		2000	40	175	3	1	4	1	15	26	700		27		700	20					6000	
Dunivant Wm R	35	✓		400	25		2		2		18	8	700		25		200	10					1100	
Mathis J G.	13	✓		150	10		1		2		6	3	300		18		50	150					1000	
Dunivant E J	50	40		2000	700	125	8		4	4	20	15	1000		100								3000	
Hynes Allin	50	✓		500	50		3	2	3	1	15	75	600		30		300	20					2500	
Dunivant Martha	50	30		1500	50		2	2	1				200		20		150							
Carlstead J C	160	50		4500	650		4	7	7	10	12	30	800		90		150							
Mathis J S.	50	30		1400	70		5	1	2		5	10	400		45		975	60					3000	
Malone A. M.	50	40		2400	70		6		2	3	40	40	600		20		500	30					7000	
Cook Wm	55	65		2400	100	30	2	1	2	3		4	400				100	70						
Malone B W	100	20		2400	50	50	3		2		20	12	400		50		500	60					2000	
Bagby W H	60	100		300	50		3	1	1	9	11	45	500		60		500	40					2300	
Gill A J.	175			3000	300	100	8	2	2	7	15	10	1000		60		500	300					2070	
Rutherford W A	300			5000	120		2	5	2	1		12	700		8			75						
Parker J J.	20	60		1500	4		1		1			6	200		30		250						1500	
Strope Wm	40	40		1500	50		3	1	2			4	500		60	16	150	30					1200	
Waterfield J W	100	60		3000	50		5	1	2	2	23	26	700		7		350	20					2500	
Ferguson Allin	12			150	10		1	1	1		5	13	210				150						1000	
Mopfin Dave	4	56		1200									150											
Bible Henry	100	60		4000	30	50	2					5	1000										500	
Burtan Samuel	50	80		3500	50		8	3	7	6	30		1000		86	18	500						5500	
Wilson John C	40	40		1500	150		2		3	2	25		500		71	30	125	40						
Stephenson Jane	80	80		3500	140	60	8	1	8	6			1000		85		625	225						
Kerby E B.	50	80		3000	300		4		4			18	600	600										
Kerby Joseph	40	80		2000			3						280											
Kerby Lifter	100	60		2500			2						200											
Christian M. C.	100	80		4500	60	60	6	2	3	18	14	20	1000	15	15	17	500	200						
Night Geo W	40	40		800	10		1						100											
Hancock J C	20	60		1500	60		3		1	2			300		20	20	300	100					300	
Yowell J J.	80	80		3000	600	350	7		3			30	35	800	30	30	750	700					3000	
McBormick G W	100	60		4500	100		12	2	6	4	4	40	40	1500	115		500	200						
Rone Walter	80	40		2500	175	30	3		1	2		10	350		65		30	100						
Schummeant	60	100		2500	25		2		1				300	15	12	25	5	40						
Walker M C	70	90		2500	100		1	1	2	4		13	200		30		150	40						
McAnelly E	100	60		2500	500		4		3	5	4	20	600				375	60						
Burns M	100	60		2500	50		1	1	1			4	200				200	30						
Burton J B.	60	60		1200	100		3						450											

Handwritten totals and notes at the bottom of the page, including various numerical values and signatures.



State of *Missouri*, enumerated by me on the *28<sup>th</sup> 29<sup>th</sup>* day of *July*, 1870.  
*J. A. Lawrence*, Ass't Marshal.

YEAR ENDING JUNE 1, 1870.

No.	YEAR ENDING JUNE 1, 1870.																									TOTAL VALUE.						
	Cotton. (Bales 450 lbs.)	Wool. Lbs.	Peas and Beans. Bush.	POTATOES.		Orchard products. Dolls.	Wine. Gallons.	Produce of Market Gardens. Dolls.	DAIRY PRODUCTS.			Hay. Tons.	SEED.			Flax-seed. Bush.	Silk cocoons. Lbs.	SUGAR.			BEES.		Forest products. Dolls.	Value of Home Manufactures. Dolls.	Value of animals slaughtered or sold for slaughter. Dolls.		Estimated value of stock on hand, including improvements and additions to stock. Dolls.					
				Irish. Bush.	Sweet. Bush.				Butter. Lbs.	Cheese.* Lbs.	Milk sold. Gallons.		Clover. Bush.	Grass. Bush.	Hops. Lbs.			Hemp. Tons.	Flax. Lbs.	Maple. Lbs.	Cane. Hhds. (1,000 lbs.)	Molasses. Gallons.						Wax. Lbs.	Honey. Lbs.			
25	26	27	28	29	30	31	32	33	34	35	36	37	38	39	40	41	42	43	44	45	46	47	48	49	50	51	52					
1		170		100	20	100				150		40															250	1000	1			
2		70		40	5					100		4														60	260	1100	2			
3				30	10																						150	925	3			
4		70		15	15					100																30	240	750	4			
5		30		5						50																15	50	600	5			
6		10		5						20																		15	150	6		
7		25		12		10				100		4														20	200	600	7			
8		40		20						50		1																150	550	8		
9				5						20																			120	9		
10		25		50		10				100		6														65		150	425	10		
11		60		10						25		2																120	700	11		
12		70		10		10				50		10														30	50	160	1100	12		
13				15								12																40	225	13		
14		70		25		25				100		6															10	150	800	14		
15		20		10						150		8																120	775	15		
16		45		5						50		5																110	850	16		
17										20																			100	17		
18												1																	300	18		
19				5						100																			300	19		
20		35		15		15				50		2															30	140	550	20		
21		15		12						30																			50	300	21	
22																													100	22		
23				1																								100	500	23		
24		100		30		10				200		6															125	120	1150	24		
25		55		20		10				150		3																100	350	25		
26		40		60		20				100																		450	950	26		
27										100																				25	27	
28																														50	28	
29																														50	29	
30		50				30				50		4																150	600	30		
31																													20	31		
32				12	10	20				100		12															50	100	725	32		
33		70		40	5	40				100		4															10	50	120	1000	33	
34		120		50		100				150		30																	200	950	34	
35				35						40		3															50	10	100	450	35	
36				50		5				15		2																20	75	115	36	
37				10						50																		24	120	500	37	
38		10	*	20		20				100		4																25	100	400	38	
39				20	3					50																		30	60	250	39	
40										00																				10	40	
		1150		400	65	425				240		109														50	100	50	200	300	1200	

\* This will include only such cheese as is made upon the farm. Milk sent to cheese factories will be regarded as milk sold off the farm.







State of Missouri, enumerated by me on the 30<sup>th</sup> July 1<sup>st</sup> 8<sup>nd</sup> day of August, 1870.  
J. J. Cameron, Ass't Marshal.

YEAR ENDING JUNE 1, 1870.

	Cotton. Bales (50 lbs.)	Wool. Lbs.	Peas and Beans. Bush.	POTATOES.		Orchard products. Dolls.	Wine. Gallons.	Produce of Market Gardens. Dolls.	DAIRY PRODUCTS.			Hay. Tons.	SEED.		Hops. Lbs.	Hemp. Tons.	Flax. Lbs.	Flax-seed. Bush.	Silk cocoons. Lbs.	SUGAR.		BEES.		Forest products. Dolls.	Value of Home Manufactures. Dolls.	Value of animals for slaughter. Dolls.	TOTAL VALUE. Dolls.			
				Irish. Bush.	Sweet. Bush.				Butter. Lbs.	Cheese.* Lbs.	Milk sold. Gallons.		Clover. Bush.	Grass. Bush.						Maple. Lbs.	Cane. Hhds. (1,000 lbs.)	Molasses. Gallons.	Wax. Lbs.						Honey. Lbs.	
	25	26	27	28	29	30	31	32	33	34	35	36	37	38	39	40	41	42	43	44	45	46	47	48	49	50	51	52		
1				1																				15	50	180	1			
2				15		60			100																	80	300	2		
3						20																						175	3	
4	100		20	20							2													40	30	180	500	4		
5	35		15	10					50															150		185	350	5		
6																												350	6	
7	350		15	10	50				100		12																40	850	7	
8	20		12	4	15				50		1														15		20	400	8	
9				25					50		1														250	15	80	625	9	
10				90					40		2																50	275	10	
11	25		15						40		2																120	380	11	
12	18		10						40		2																100	600	12	
13																											40	200	13	
14																											60	360	14	
15	25		6		5				100		2																80	230	15	
16											1																50	125	16	
17	40		15								2															10	20	230	17	
18	25																		200		5			500				500	18	
19			10	20					150		14																250	700	19	
20	50		4		10				100		4																115	280	20	
21	10																										30	35	21	
22	30		15						50		2														40	50	135	400	22	
23	40																										40	80	23	
24	26								10																		20	130	24	
25	65		30						100		5														5	40	70	650	25	
26			20								1																	25	175	26
27			30		40			15	150		15																240	1000	27	
28			15																								2	16	75	28
29	25		9						50		3															20	40	250	29	
30			8						20																	5	40	100	30	
31			40						30																		50	200	31	
32	60		50	4	100				50		4															7	10	160	900	32
33	35								150																		20	100	450	33
34	45		15						25																		20	100	500	34
35	30								100																			250	750	35
36	20		4		10				30		1																8	800	1150	36
37				4					20																			280	650	37
38	50		10		20				50		6																	520	1000	38
39					20				50																			500	675	39
40			5	5					50																			200	650	40

\* This will include only such cheese as is made upon the farm. Milk sent to cheese factories will be regarded as milk sold off the farm.

17770



SCHEDULE 3.—Productions of Agriculture in *Salt Spring Township*, in the County of *Randolph*

Post Office: *Cairo*



Name of Agent, Owner, or Manager.	ACRES OF LAND.			PRESENT CASH VALUE.		Total amount of wages paid during the year, including value of board.	LIVE STOCK, JUNE 1, 1870.								PRODUCE DURING THE YEAR.								
	Improved.	UNIMPROVED.		Of farm.	Of farming implements and machinery.		Horses.	Mules and Asses.	Milch Cows.	Working Oxen.	Other Cattle.	Sheep.	Swine.	Value of all live stock.	WHEAT.			Indian Corn.	Oats.	Barley.	Buckwheat.	Rice.	Tobacco.
		No.	Wood-land.												Other unimproved.	Dolls.	Dolls.						
1	2	3	4	5	6	7	8	9	10	11	12	13	14	15	16	17	18	19	20	21	22	23	24
Williams Miller	15			300			1				4	10	150					100					1000
Miller Jacob	100	70		2500	120		4		5	7	14	15	500		120	24	250	200					
Terry Wm G.	98	40		2500	200		6	3	4		1	35	20	400		40	10	125	100				
Pickerson E D	90	40		2500	20		4		2				20	400		68		200	140				
Austin F H	170	<del>700</del>		2000	210	<del>350</del>	3	81	2	2	1	10	30	2000				200					300
Terry Wm	120	440	10	12000	910	350	12	7	4	2	5	50	50	2000		150	20	150	150				
Terry Josiah	100	40		2500	200	200	4	2	2		1	30	30	550	20	25	25	150					
Baker Nathan	100	98		3500	200	100	5		4		6	17	34	500		90	29	300	150				
Human & Mrs Austin	266			5000	70	50	6	1	4		6	10	15	800		22		150					
Hammet J. M.	360	20		8000	200	300	3	12	5		29	40	80	2100		120		1000					
— Benj F	300	20		6000	200	300	3	12	5		25	10	50	2000		100	200	1000	50				
— J W	330			6000	150	150	6		5		26	30	100	1200		40		500	300				
Chapman R L	100	89		3000	70		7	3	4		3	22	16	1000		21		500	50				500
Sweetnam J. B.	25			500	100		2	2	2			27		400		130		200					
Hunt J J	120	80		4000	100	100	3	4	2		15	10	100	800		40		1200					
Etherton B. B.	20			400	20		2	1	1		2		17	350		25		100					600
Biswell Robert	75	105		4000	35		3	2	5				15	600		22		200					
Dysart James J	100	222		7000	60		5	5	3		4	22	20	1000		40		450	70				
Hammett J. M.	500	230		14000	300	200	4	8	7		50	16	55	2500	100	300		2000	200				3000
— C. H.	720	20		6000	300		4	3	4		15		80	1500		250		1500					
Ticklin H. B.	145			2500	150	50	4	3	5		12	40	50	1500			125	500	125				
Cleveland J. E.	400	387		14000	400	400	17	5	10		19	8	35	2500	40	40		600	400				
Sweetnam Geo J	130	50		3000	20		7	2	5		5	20	13	1000		100		750	50				4000
Gray John	180	160		6500	400		5	4	2		5	20	35	1000	20	170		750	230				
Gray J J	50	70		2000	50		6		2				20	500									
Pierce T. B.	40	47		1500	60		4	3	3				15	200				750					
Gayle V.	150	30		3500	60		4		4				14	450	60	40	100	300	30				
Lyon Aggral	40	45		700	15		1	2	2		1		6	400				350					
Washington H	39			600			1				1	5	15	150	6	12		250	40				1200
Sims B C	100	75		3000	100		3		3		4		10	450				250	100				
Green J L	60	20		1500	100		5		4		6		20	600	8	130		200	200				1800
Green Sarah	70	50		2000	10		3	1	2		2		26	1450				375	100				600
Clifton M W	80	80		2500	50	120	3		3		2	7	7	400	30		75	350	600				
Robertson J. M.	160			3000	200		7	1	6	2	2	32	32	1200		100	70	1000	200				
Rogers John	40			700	100		4		2		2		4	450	13	30		250	200				1000
Thomas Green	70	41		2000	40		5	1	2		2		4	550				150	200				
Richardson W.	95	7		2000	50		3	2	1			20	25	450		84		150	180				500
Milam Daniel	100	177		5000	200		5	4	7		15	100	42	1000		100		500	300				
Clark A J.	70	10		1000	50		4		3				5	450				375					4300
Alexander D. M.	70	20		3000	150	50	4		3		1		6	450	36			100	40				

Handwritten totals and notes at the bottom of the page, including various numerical values and signatures.



State of Missouri, enumerated by me on the 3<sup>rd</sup> 4<sup>th</sup> day of Aug, 1870.

J. J. Palmer, Ass't Marshal.

YEAR ENDING JUNE 1, 1870.

	Cotton. Bales (50 lbs.)	Wool. Lbs.	Peas and Beans. Bush.	POTATOES.		Orchard products. Dolls.	Wine. Gallons.	Produce of Market Gardens. Dolls.	DAIRY PRODUCTS.			Hay. Tons.	SEED.		Hops. Lbs.	Hemp. Tons.	Flax. Lbs.	Flax seed. Bush.	Silk cocoons. Lbs.	SUGAR.		Molasses. Gallons.	BEES.		Forest products. Dolls.	Value of Home Manufactures. Dolls.	Value of animals sold for slaughter. Dolls.	Estimated value of all farm produce, including bet-terments and addi-tions to stock. Dolls.	TOTAL VALUE. Dolls.	
				Irish. Bush.	Sweet. Bush.				Butter. Lbs.	Cheese.* Lbs.	Milk sold. Gallons.		Clover. Bush.	Grass. Bush.						Maple. Lbs.	Cane. Hhds. (1,000 lbs.)		Wax. Lbs.	Honey. Lbs.						
	25	26	27	28	29	30	31	32	33	34	35	36	37	38	39	40	41	42	43	44	45	46	47	48	49	50	51	52		
1				3	4																	10						135	1	
2		55		10		40			200			12	4	2								11		20		40	75	750	2	
3		200		5					70			3															100	350	3	
4				5	4	40			20			8																325	4	
5						10			100			3															100	300	5	
6		150		10		30			50																		500	880	6	
7		45		10		30			30															50			150	525	7	
8		50		60		40			100			4															150	750	8	
9		20				25			120			3															100	540	9	
10		90		25		20			50			6															100	900	10	
11				25		20			50																		100	1750	11	
12		100		25					50																		100	750	12	
13		100		50		30			70			6										60			25	280	780	13		
14		76		25		20			70			2										15				100	420	14		
15		20		50		50			30													10					650	1500	15	
16						50			100			3															200	400	16	
17				10		30			150			1															100	300	17	
18		60		15		25			100																	25	150	550	18	
19		100		50		100			400			10															1200	3200	19	
20				50		50			100			20															1000	2200	20	
21		100		20		50			200			2														50	200	800	21	
22		24		50		25			240			12															395	1100	22	
23		60		50	10	50			200			4										100			50	300	1375	23		
24		60		200	30	100			70			1															300	1200	24	
25									50																			110	25	
26									50																		180	830	26	
27				20	10	30			250			4												100			125	620	27	
28									100																	20	100	450	28	
29		9			5																							180	29	
30		40		8		10			50																		180	380	30	
31				12					50			1															120	585	31	
32				15	5	20			50			1															80	300	32	
33		12							40																		80	850	33	
34		60		15	15	50			100			4														60	200	1300	34	
35				60	20	20			50			1										3					120	500	35	
36						50			30														30				100	325	36	
37		40		20		25			30			2											200			20	150	700	37	
38		295		20		20			100			10														20	450	1170	38	
39				60					60																			500	39	
40		50		10		20			20																		50	200	40	

\* This will include only such cheese as is made upon the farm. Milk sent to cheese factories will be regarded as milk sold off the farm.



SCHEDULE 3.—Productions of Agriculture in Sallsburg Township in the County of Randolph, in the

Post Office: Carro



1	ACRES OF LAND.			PRESENT CASH VALUE.		7	LIVE STOCK, JUNE 1, 1870.								PRODUCE DURING THE								24				
	2	UNIMPROVED.		5	6		8	9	10	11	12	13	14	15	WHEAT.		18	19	20	21	22	23					
		3	4												16	17											
No.	No.	No.	Dolls.	Dolls.	Dolls.	No.	No.	No.	No.	No.	No.	No.	Dolls.	Bush.	Bush.	Bush.	Bush.	Bush.	Bush.	Bush.	Bush.	Lbs.	Lbs.				
1	Prather J.	9	31		400		1	1				3	100												1		
2	Shoemaker, Sany	25	15		700	5	50	2	1	1		1	15	4	400				450	20					1000	2	
3	Sumpter J. C.	20	20		600	100	75	1	2	1		2	9	1	400				25						2300	3	
4	Sumpter Wm	50	30		1000	200		5		5		2	30	4	700		30	30	150						2800	4	
5	Hawks L W	50	30		1500	100		4		3		6	20	20	600	15			500	100						5	
6	Waland Wm L	50	70		2000	30		7		4		9	28	900	9				350	100					1000	6	
7	Eagan S L	70	90		2500	100		3		4			15	6	400		30		500	150						7	
8	Baker A L	30	40		2500	50		3		2		4	25	25	700		20		500	200						8	
9	Baker W M	50	65		2000	80		3		5		4	6	14	600		45		250	150						9	
10	Gray W W	80	80		2500	50		2	3	3		2	20	13	600	20			500	50						10	
11	Gray Emma	80	80		2500	20		3	1	3			10	6	50				250	60						11	
12	Coper Wm H	40	80		2000	100		1	4	2		2	15	30	500	18	87		300	70						12	
13	Waland J H	120	380		10000	100		6	3	3		11	15	15	900		50		500	300					400	13	
14	Harris L A	80	40		2000	20	25	3	1	4		4	10	28	600		75		250	120						14	
15	Harris Wm H	20	60		1500	10		2	1	2			10	15	400		10		150	30						15	
16	Anderson J H	15	35		800	5		1						1	100				50							16	
17	Graham J G	45	75		2000	15		4	2	6	2	3	20	40	800		50	60	500	200					2000	17	
18	Johnson S G	70	130		4000	75		5		3		3		25	600		16	50	500	500						18	
19	Johnson J C	20	40		500	30		1	1	1			8	50	250		16	30	200	50						19	
20	Jay J L G	40	17		800	60		4		2		1	14	2	500			15	150	100						20	
21	Coper Sarah	70	90		2000	60		8		4		3	18	40	1000		80		100	250					3000	21	
22	Green E	45	35		1500	60		2	3	3			13	12	450		80	14	250	60					200	22	
23	Coper S	110	90		3500	100		3	1	1		2			400	40			1000							23	
24	Ball W H L	51	70		2000	30		4	3	3		1	5	15	800		56	50	620	250					2400	24	
25	Ball J H	14	26		700	5		2		2			5	15	300		30		125	100						25	
26	Musie J W	80	40		2000	20		2	1	2				7	300				270	18					800	26	
27	Evans & Patete	60	60		2000	30		2	2	1		1		10	300				200	300					1800	27	
28	Baker J M	60	60		2000	40		4	1	3			20	30	550		64		200	200					3000	28	
29	Saughton J M	75	45		2000	150		5	1	3	1	4	18	3	800		100		650	200					3000	29	
30	Gibson H.	120			2000	150		7		2	2	1	16	25	800		127	70	1000	100						30	
31	Damer J W	12	28		800	15		1		1				6	150		17		250	75					700	31	
32	Harris James	90	30		2000	65		3		2		1	15	12	400		70		250	30					600	32	
33	W. Harlan Benj	40			700	10		3		1					250												33
34	Heftlin J M	15	25		600	5		2		1		1		1	200				250								34
35	Slagle S	25	20		2000	15		7		3	2	2	40	8	800				500	50					1600	35	
36	Rice Wm	40	40		1500	50		5		3		2	30	15	500		50		400	100						1400	36
37	Baker J A	35	45		1500	100			2	3		2	10	18	500		70	40	150	150							37
38	Duncan G B	35	5		500	5		2	1	3		1	20	14	350	15			375	150					2000	38	
39	Brown G A	35	25		600			1	1	1		1		5	200				100	200							39
40	Johnson Emma	18	42		900	5		3		2			12	15	300		30		150	100							40

2019 2021 2000 2005 150 100 35 99 4 4 4 3 58 19150 74 1200 279 13990 1573 30000



State of Missouri, enumerated by me on the 4<sup>th</sup> 8<sup>th</sup> 5<sup>th</sup> day of Aug, 1870.

J. J. Dameron, Ass't Marshal.

YEAR ENDING JUNE 1, 1870.

Cotton. Bales (50 lbs.)	Wool. Lbs.	Peas and Beans. Bush.	POTATOES.		Orchard products. Dolls.	Wine. Gallons.	Produce of Market Gardens. Dolls.	DAIRY PRODUCTS.			Hay. Tons.	SEED.			Flax. Lbs.	Flax seed. Bush.	Silk cocoons. Lbs.	SUGAR.		Molasses. Gallons.	BEES.		Forest products. Dolls.	Value of Home Manufactures. Dolls.	Value of animals sold for slaughter. Dolls.	TOTAL VALUE. Dolls.		
			Irish. Bush.	Sweet. Bush.				Butter. Lbs.	Cheese.* Lbs.	Milk sold. Gallons.		Clover. Bush.	Grass. Bush.	Hops. Lbs.				Hemp. Tons.	Maple. Lbs.		Cane. Hhds. (1,000 lbs.)	Wax. Lbs.					Honey. Lbs.	
25	26	27	28	29	30	31	32	33	34	35	36	37	38	39	40	41	42	43	44	45	46	47	48	49	50	51	52	
																								10		50	1	
	10																									100	500	2
	30		5					50													16				15	50	425	3
	25		8					30													50				25	80	500	4
	30		40					100															100		30	120	550	5
	15		20					400		5													75		42	200	942	6
	10			5	10			40		2											15					200	700	7
	75		40		15			50		1																80	500	8
	6		50		20			200		1													30			160	620	9
	40		20		70			200													35			50	140	600	10	
	30		5		15			200		2																150	410	11
	30							150		1																150	470	12
	20		2	10				200		6															15	500	1090	13
	35		10		15			100													10				10	150	515	14
	15																				30				15	85	215	15
			10					50		2													3			75	16	
	50		50					50		1																200	820	17
			20		50			100															100			200	970	18
	20		30					50																	10	100	290	19
	20		11		15			30																	20	150	350	20
	30		10		100			100																	15	120	1150	21
	40		10					100		6															25	100	500	22
					30			30		2																	550	23
	14		25		100			50		1											20		150	45	70	890	24	
	7		15					50													20				50	220	25	
										14													125				310	26
			5		50																30				80	500	27	
	30				10			100		3													200	20	160	720	28	
	50		30		50			150													30				20	150	1020	29
	35		12					30		1															50	625	1600	30
	25		25		50			30		1																	300	31
	25		5		50			30		1																30	370	32
																							200		25	245	245	33
			8																				6		50	280	34	
	60		18					100															150	40	120	480	35	
	50		40					100		2											30			30	200	680	36	
	25		10					100		2																100	410	37
	40		50					100													200				25	50	625	38
			10					40		5											15						210	39
	25		8					30													20				25	20	225	40
	915		580		1000			2140		5										501		932	9	53	1100	2184		

\* This will include only such cheese as is made upon the farm. Milk sent to cheese factories will be regarded as milk sold off the farm.



SCHEDULE 3.—Productions of Agriculture in *Salt Spring Township* in the County of *Randolph*, in the Year 1870

Post Office: *Cairo*



1	ACRES OF LAND.			PRESENT CASH VALUE.		7	LIVE STOCK, JUNE 1, 1870.								PRODUCE DURING THE YEAR.								24	
	2	UNIMPROVED.		5	6		8	9	10	11	12	13	14	15	WHEAT.				21	22	23			
		3	4												16	17	18	19				20		
Name of Agent, Owner, or Manager.	Improved.	Wood-land.	Other unimproved.	Of farm.	Of fencing, implements, tools, and machinery.	Total amount of wages paid during the year, including value of board.	Horses.	Mules and Asses.	Milch Cows.	Working Oxen.	Other Cattle.	Sheep.	Swine.	Value of all live stock.	Spring.	Winter.	Rye.	Indian Corn.	Oats.	Barley.	Buckwheat.	Rice.	Tobacco.	
	No.	No.	No.	Dolls.	Dolls.	Dolls.	No.	No.	No.	No.	No.	No.	No.	Dolls.	Bush.	Bush.	Bush.	Bush.	Bush.	Bush.	Bush.	Lbs.	Lbs.	
1	<i>Hackley J H</i>	100	80		2500	100	9	1	5	2	4	22	25	1200	11	48		750	500				3800	1
2	<i>Stamper G R</i>	40			700	50	3		2				24	11	400	80		150	20				1600	2
3	<i>Nails Geo</i>	60			800	100	2	4	2		2	20	20	500	60		250	80						3
4	<i>Wadland B M</i>	50	70		2000	100	4		2		3	20	15	500	170	600	250	4					6000	4
5	<i>Bosarth D</i>	100	20		3000	70	8	2	5		4	30	30	1000	50		350	120					5000	5
6	<i>Turner J C</i>	80	180		5000	100	6	3	5		2	70	16	1200	100	100	1000	350					2000	6
7	<i>Fidler W H</i>	100			3000	75	6	4	4		2		20	1200	50	30	750	300					2000	7
8	<i>Baker J H</i>	70			3500	50	3		1				5	250										8
9	<i>Clepton David</i>	150			7000	125	5	1	4		12	15	40	800	120	12	1000	80						9
10	<i>McCray W B</i>	180			3500	200	6	3	4		5	8	30	1000	30		800	150					3600	10
11	<i>Mathis Thomas</i>	80			3200	900	3		2		1		30	400	150	80	250	40					3000	11
12	<i>Sears J M</i>	30			900	10	2		1					180			900						600	12
13	<i>Sears A H</i>	75	20		2000	60	3	5	2				10	600			100	250						13
14	<i>Hobman W B</i>	80	40		2500	60	2	2	1				5	300	60		250	100						14
15	<i>Henderson J W</i>	65			2000	15	1	2	1		2	2	13	300			500	78						15
16	<i>William B</i>	70	10		2000	100	3	2	1					400	60	40	375	30						16
17	<i>Stamps J D</i>	140			3000	300	5	6	3		3		45	1000	40	110	1250						3500	17
18	<i>Basket M A J</i>	80			1500	100	4		2				20	400	20		300	100					1500	18
19	<i>Cobb Asa</i>	23			400	30	2		2				8	900			150							19
20	<i>Sanders W R</i>	100			3000	100	11	1	7				24	35	1000	83	24	500	300				2000	20
21	<i>Bradsher Henry</i>	40			500		2		1		1	12	12	300			375	30					4000	21
22	<i>Bradsher Augustine</i>	60	140		4000	100	12	26	5		8	25	40	2500	20	20	500	100					2400	22
23	<i>Matlock J G</i>	100	80		4000	150	6	2	4		6		10	800										23
24	<i>Graves J</i>	95			2000	100	9	3	1		1		15	1000	24		900	40					1100	24
25	<i>Martin E</i>	80			1000	40	3		2		2	8	5	400	21	30	375	40					1800	25
26	<i>Bradsher J O</i>	100			2000	70	7		3		3	20	20	900	40		750						3500	26
27	<i>Clark B</i>	30			600	20	1							50										27
28	<i>Stone H M</i>	40			700	35	3		1					200	20		50	30					1100	28
29	<i>Healer J W</i>	40	40		700	100	3							150			100							29
30	<i>Smother P G</i>	15	65		7000	50	6	1	2					400			32	200	75					30
31	<i>Hobman W m</i>	110	36		2000	100	2	1	2		2	9	12	450	5	160	40	250	40				1800	31
32	<i>Jenkins J C</i>	100	20		2000	100	5	1	1		8	8	6	600	140		500	100						32
33	<i>Phipps J R</i>	100	65		1800	70	2		3		4	16	7	800	23		300	20						33
34	<i>Gentry Geo W</i>	50	70		1000	5	1				1		9	100			150	50						34
35	<i>Turner E</i>	70	85		2000	40	10		3		5	18	3	1000	3	60	150	100						35
36	<i>Turner W D</i>	60	50		1500	100	5	1	2					18	700	70		200						36
37	<i>Sherry James</i>	80	26		800	70	4			2				300										37
38	<i>Kelly John</i>	25	15		400	80	2		3		1		14	200			5	25	30					38
39	<i>Clemens Geo</i>	15	76		1000	40	2		2				12	250			50	100						39
40	<i>Lacoby Daniel</i>	100	230		3500	100	5		3		6		12	500	100	50	100	200						40

2013 1038  
1338  
1800 900 80 38 50 2400 30 169 150 1300 300 60/100



State of Missouri, enumerated by me on the 6<sup>th</sup> 8<sup>th</sup> day of Aug, 1870.  
E. J. Gammell, Ass't Marshal.

YEAR ENDING JUNE 1, 1870.

Cotton. Bales (450 lbs.)	Wool. Lbs.	Furs and Beavers. Bush.	POTATOES.		Orchard products. Dolls.	Wine. Gallons.	Produce of Market Gardens. Dolls.	DAIRY PRODUCTS.			Hay. Tons.	SEED.		Hops. Lbs.	Hemp. Tons.	Flax. Lbs.	Flax-seed. Bush.	Silk cocoons. Lbs.	SUGAR.			BEES.		Forest products. Dolls.	Value of Home Manufactures. Dolls.	Value of animals slaughtered or sold for slaughter. Dolls.	TOTAL VALUE. Dolls.						
			Irish. Bush.	Sweet. Bush.				Butter. Lbs.	Cheese.* Lbs.	Milk sold. Gallons.		Clover. Bush.	Grass. Bush.						Maple. Lbs.	Cane. Hhds. (1,000 lbs.)	Molasses. Gallons.	Wax. Lbs.	Honey. Lbs.										
25	26	27	28	29	30	31	32	33	34	35	36	37	38	39	40	41	42	43	44	45	46	47	48	49	50	51	52						
	40		10		20			100													50				40	250	1480	1					
	40		20					50																		150	580	2					
	40		30	5				50														40				80	330	3					
	50		40					20														100				90	890	4					
	50		6					100														100			20	150	840	5					
	150		10	8	30			50			6																150	1220	6				
	00							100			7																200	900	7				
								15																					4	8			
	40		75					100			2																900	1050	9				
	15		25					150			8																200	1130	10				
			20		10			50			3																300	990	11				
								50																				70	220	12			
			15					50																				80	330	13			
	15		15					20																					270	14			
											3																	160	470	15			
								150																				100	440	16			
			30		75			150			2																800	2110	17				
	30		25					100			2																	30	400	18			
	10		10					40																				30	180	19			
	45		20	5	20			100			5														150	15	250	1030	20				
	30		5					10			2														100	20	100	600	21				
	70		50		10			100			4															40	30	350	980	22			
								50																					100	165	23		
			40								2																		130	880	24		
	20							50			1																		100	480	25		
	40		10					100			2															30	20	150	810	26			
																														20	27		
																														220	28		
					50						2																		40	160	29		
			25					200			3																		20	990	30		
	15		15	10				50																		100	20		510	31			
	65		30		20																							25	140	715	32		
	40		75					50			5																20	100	430	33			
			50																										90	210	34		
	00		40	20	50			150			15																	40	112	650	35		
			30					100			1																		180	530	36		
			00																											20	37		
			5					10																						40	140	38	
					10																									50	100	230	39
			100					50			8																			100	510	40	
	841		890	48	295			1365			33									650		5128		350		294	5312		23614				

\* This will include only such cheese as is made upon the farm. Milk sent to cheese factories will be regarded as milk sold off the farm.



SCHEDULE 3.—Productions of Agriculture in Sallissippi Township, in the County of Randolph, in the

Post Office: Gairo



Name of Agent, Owner, or Manager.	ACRES OF LAND.			PRESENT CASH VALUE.			Total amount of wages paid during the year, including value of board.	LIVE STOCK, JUNE 1, 1870.							PRODUCE DURING THE YEAR.										
	Improved.	UNIMPROVED.		Of farm.	Of farming implements and machinery.	Dolls.		Dolls.	Horses.	Mules and Asses.	Milk Cows.	Working Oxen.	Other Cattle.	Sheep.	Swine.	Value of All Live Stock.	WHEAT.		Rye.	Indian Corn.	Oats.	Barley.	Buckwheat.	Rice.	Tobacco.
		Wood-land.	Other unimproved.														Spring.	Winter.							
	No.	No.	No.	Dolls.	Dolls.	Dolls.		No.	No.	No.	No.	No.	No.	No.	No.	Dolla.	Bush.	Bush.	Bush.	Bush.	Bush.	Bush.	Bush.	Bush.	Lbs.
1. Dunn H. G.	140	10		4000	100			4	3					20	400	40		250	100						
2. Miller C.	175	80		5000				4	1						400			75	300						
3. Beckelmeier H. V.	75	45		3000	75	200	0		1		1			7	450	57	6	100							
4. Hall Wm. A.	700	300		20,000	370	570		5		3	2	8	20	60	800			2000							
5. Colley Thomas	140	80		3000				6		3		2		10	600			500							
6. Blair Wm.	48			2500	125	35		2		1		3		4	300	18		100							
7. Devore J. J.	45	28		1500	30			1		1				25	200		30	250	150						
8. Smith H.	100	100		4500	100	60		3		1	2			12	600	30		25	20						
9. Boston Geo. B.	60			1000	30			4		3		3	9	25	600	30		300	50						
10. Heathman J. L.	100	50		3000	100	300		4	3	5	1	15	6	25	1100	40		500	200						
11. Reed J. B.	154	370		15,000	200	200		3		5		3	50	40	800	45		150	40						
12. Pomeroy Lewis	30	30		1000	30			4	1	3			15	15	500	15		150							1200
13. Keabough S. M.	90			3000	50			4		2		2		20	500			275	50						
14. Austin G. H.	130			5000	230	200		2		3		3		18	400			200							
15. Woodstock L. D.	50			2000	20			3		1			12	12	350	50		500	500						2000
16. McCampbell J. G.	120			4000	100	500		4		3				24	500	80		500							
17. Sears J.	100			3000	150			1	9	1					1000			1000							4500
18. McClane F. M.	700			14,000	500	400		5	6	4		100	24	40	3000	75		2500	1200						
19. Lea A. G.	260			3500	200	150		2	2	5		3	60	40	700	256	130	500	300						4000
20. Morehead J. J.	200			7000	150	200		3		3		5		30	500			750	200						
21. Bibb J. R.	86			3000	400	150		3		4		5		50	800			1000							
22. Ferguson J. C.	160			3000	50			4		3		7	29	40	600			450	50						4700
23. Samuel H. R.	80			3000	15			3		1				10	380										
24. Rothwell H. R.	37			1500	75	120		4		2		1		15	400	15		400							
25. Crotchfield J. G.	35	45		1000	80			2		2		2	15	10	300			150	150						
26. Taylor J. B.	65	85		6000	100	150		4		4		7		62	500	125		250	50						
27. Smith Wm.	300	80		12,000	150	600		30	9	6				40	3500	80		250	600						
28. Ross Wm.	45	41		1000	25			2						8	200										
29. Horsley H. J.	125	85		8000	60			4	2	3		1	9	47	500	65		750	85						
30. Towser M. M.	157			6000	180	600		5		2	2	5		48	700	76		800	600						
31. Fandango H. A.	20			800	50			3		2				11	300			100	10						1500
32. Tipton Henry	23			800	20			2		1				2	200			5	10						
33. Canney Geo.	100	80		3000	100			7	1	4		6	6	40	800	125	50	1000							2000
34. Rutherford A.	100	180		5000	100			7		4		4		12	700			20	500	20					
35. McCormick L.	200			4000	75	125		5	4	3		8	70	4	1000	100	25	750	75						400
36. Baker D.	60	410		3000	100			2		2		3	12	15	300	30	10	300	200						3000
37. Matlock J. A.	200	14		4000	100			3	2	2		3		5	400	12		50	500	200					
38. J. G.	20	60		1600	20			4		1		1		5	400										
39. Patton Cintha	150	10		3000	50	125		2	1	6		2	30	40	350	65		200	200						
40. J. C.	120			2500	50			4				1			300										

57/60 19/39 175200 4090 1165 140 11 103 7 200 20 84 20300 12 1117 321 1943 53011 23300



State of Missouri, enumerated by me on the 9<sup>th</sup>, 10<sup>th</sup> & 11<sup>th</sup> days of August, 1870.

J. D. Jamerson, Ass't Marshal.

YEAR ENDING JUNE 1, 1870.

Cotton. Bales (450 lbs.)	Wool. Lbs.	Peas and Beans. Bush.	POTATOES.		Orchard products. Dolls.	Wine. Gallons.	Produce of Market Gardens. Dolls.	DAIRY PRODUCTS.			Hay. Tons.	SEED.			Hops. Lbs.	Hemp. Tons.	Flax. Lbs.	Flax-seed. Bush.	Silk cocoons. Lbs.	SUGAR.		Molasses. Gallons.	BEES.		Forest products. Dolls.	Value of Home Manufactures. Dolls.	Value of animals slaughtered or sold for slaughter. Dolls.	Estimated value of all farm produc- tion, including bet- ween the 1st and 15th of stock. Dolls.
			Irish. Bush.	Sweet. Bush.				Butter. Lbs.	Cheese.* Lbs.	Milk sold. Gallons.		Clover. Bush.	Grass. Bush.	Maple. Lbs.						Cane. Hhds. (1,000 lbs.)	Wax. Lbs.		Honey. Lbs.					
25	26	27	28	29	30	31	32	33	34	35	36	37	38	39	40	41	42	43	44	45	46	47	48	49	50	51	52	
				25				300		25													100	500	180	900	1	
			110																								250	2
			50	14	20		10	30		5																100	275	3
	60							100		10																200	775	4
			40	12	50			100		8																120	450	5
			60					30		8																20	165	6
					40			30		2												40	150		100	400	7	
																											50	8
	20		20					150		2															75	200	450	9
	15		20		10			150		3																200	590	10
	200		50		75			100		45														100	350	800	11	
	30		100	10				20														10			10	150	250	12
			80	10				50		8																240	480	13
			15	5				50		26														30	20	250	14	
	30		50							1														30	200	580	15	
			80					100		12																300	685	16
			50					100																		1200	2000	17
	60		20	10	10			100		20																2400	4100	18
	180		75		40			200		13																200	7100	19
			50	10	50			100																		150	700	20
			150	15				150		2																300	1500	21
	40		150		30			50		3															30	150	900	22
	<del>40</del>		80		30			50		8																100	270	23
			250	10	10		10	50		2																120	400	24
	35		10					50														10		50	15	60	350	25
			250					100		15														50		60	500	26
					40					5																960	1570	27
																											20	28
	24		60		25			50		4																200	665	29
			75	10	20			50		10																220	1100	30
			40	5	10			20															45			60	270	31
			10	2						1																15	30	32
	18		10	10	20			100		2																800	1660	33
	6		15		20			50		1																150	470	34
	300		75		10			300		20													33	30		320	1250	35
	50		5		10			50		2															120	150	710	36
			10		50			50		20														50		70	450	37
																											650	38
	100		15		75			300		10																300	650	39
																											100	40

\* This will include only such cheese as is made upon the farm. Milk sent to cheese factories will be regarded as milk sold off the farm.



SCHEDULE 3.—Productions of Agriculture in Salisbury Township in the County of Randolph, in the

Post Office: Bairo



1	ACRES OF LAND.			PRESENT CASH VALUE.		7	LIVE STOCK, JUNE 1, 1870.								PRODUCE DURING THE YEAR								
	Improved.	UNIMPROVED.		Of farm.	Of farming implements and machinery.		Horses.	Mules and Asses.	Milk Cows.	Working Oxen.	Other Cattle.	Sheep.	Swine.	Value of ALL live stock.	WHEAT.		Rye.	Indian Corn.	Ons.	Barley.	Buckwheat.	Rice.	Tobacco.
		No.	Wood-land.												Other unimproved.	Dolls.							
2	3	4	5	6	7	8	9	10	11	12	13	14	15	16	17	18	19	20	21	22	23	24	
1																							
2	Pattin J. J.	80	20	2000	150		2	3	5	3	10	15	550		120	120	350						
3	Malone Geo. T.	133	40	3000	65		4	2	2	17		47	800			280	400						
4	Richardson H. B.	60	40	2000	40		4		2	3		20	400		150	60	350	50					500
5	Dameron H. S.	60	60	2000	100		2		1	1	15	30	300				1000	200					900
6	Dawson James	120		3000	250		8	1	3	1		12	800		10	30	200						
7	Rosalle Geo.	50	40	2000	40		8		3			5	800		5		400	60					1700
8	Coutchfield H. B.	100	60	3000	60		7		2	30	18	30	1000		54	70	600	15					2500
9	Fort H. J.	150		3000	75	300	1	2	4	1	20	17	500				800	200					
10	Fort H.	200	60	7000	75	100	3	2	6	12		70	700		100		1000						
11	Baker J. H.	80	20	2000	100		2		1	1	5	11	300				250						
12	Chapman J.	4	16	400	30		3		1	1	3	14	200		30	6	400	20					
13	Coutchfield G. H.	30	10	800	40		1	1	1	1		6	200		20	5	80	40					
14	Hallon John	25	15	800	40		2	1	1			1	200		5								
15	Green S.	150	150	6000	100	500	5		4	11	8	50	600		15		1500	100					
16	Young Sam	240		4000	150		8	1	1	15	15	20	900		150		700	250					1200
17	Pantroy A.	40		800	50		4		2			5	300				300						
18	Edmond G.	15		300	5		2					8	200				100						
19	Summers H. B.	85	57	2000	225	65	3	2	3	2	5	15	600		30	110	625	125					
20	Ficklin Sam. H.	30	10	800	30		3	2	2	1		6	500			30	700	200					1700
21	McBray C.	60	73	2000	70		7		3	3		8	600				500						
22	Berkey Sam. J. B. B.	30	50	2000	50		4		2	2		7	400		120		300						
23	Richardson M.	35	47	2000	50		4	1	2	1	10	14	400		38		500	50					
24	Fort Henry J.	10	30	800	5		1		1			8	5	200	5		50	25					
25	Brown H.	140	100	3000	300		9	5	5	5		28	1000		65	25	1200	100					3700
26	Summers J. M.	460	40	8000	200	150	5	5	5	20		20	1000		100	100	750	250					
27	Summers H. R.	144		2000	200	65	3	2	3	2	5	15	600		30	100	625	125					
28	Summers J. J.	160	80	4000	50		11	1	3	2	8	15	2000				500	300					2500
29	Kimbrow J. G.	240		4000	275		7	6	6	3	37	30	1000		125	18	750	650					
30	Thomas Wayne	200	20	4000	200	200	12		2			19	1000		165	30	600	70					4000
31	Lay G. H.	160		3000	100		5	1	2			25	600		30		500	30					6000
32	Stamper H.	200	280	5000	500	300	11	4	9	21	72	50	1500		120	170	1000	300					4000
33	Stamper J. C.	40		800													300						2000
34	Stamper J. S.	40		600									7	50			300						1500
35	Stamper J. B.	40	40	1000	100	200	4		3	4	10	30	600		100		500	50					1000
36	Coover J. H.	60		1000	100		2	1	2	1	1	15	400		20		300	60					
37	Leare H.	125	40	3000	150	200	4		3	2	12	13	500	40			500	200					5000
38	Green H. A.	60	480	4000	100	200	2		2	2		20	300		100		500	100					8000
39	Henderson R. M.	200	40	4000	130		2	3	1				300										
40	Eady M.	50	70	2000	30		5		4	11	7	26	800		50	15	375	90					
		1100	1000	11000	1035	2280	140	10	100	2	150	251	129	250	205	1908	810	19055	3613				46200



State of Missouri, enumerated by me on the 12<sup>th</sup> & 13<sup>th</sup> days of August, 1870.

J. J. Cameron, Ass't Marshal.

YEAR ENDING JUNE 1, 1870.

	Cotton. (450 lbs.)	Wool. Lbs.	Peas and Beans. Bush.	POTATOES.		Orchard products. Dolls.	Wine. Gallons.	Produce of Market Gardens. Dolls.	DAIRY PRODUCTS.			Hay. Tons.	SEED.		Hops. Lbs.	Hemp. Tens.	Flax. Lbs.	Flax-seed. Bush.	Silk cocoons. Lbs.	SUGAR.		Molasses. Gallons.	BRES.		Forest products. Dolls.	Value of Home Manufactures. Dolls.	Value of animals slaughtered or sold for slaughter. Dolls.	Estimated value of stock, including the terms and additions to stock. Dolls.	TOTAL VALUE. Dolls.		
				Irish. Bush.	Sweet. Bush.				Butter. Lbs.	Cheese.* Lbs.	Milk sold. Gallons.		Clover. Bush.	Grass. Bush.						Maple. Lbs.	Cane. Hhls. (1,000 lbs.)		Wax. Lbs.	Honey. Lbs.							
	25	26	27	28	29	30	31	32	33	34	35	36	37	38	39	40	41	42	43	44	45	46	47	48	49	50	51	52			
1																															
2		45		15		25			200		12																15	708			
3				6					50		10																180	400			
4				18	8				100		2																200	600			
5				20	10	30			30																		150	850			
6				20	25	100			50		2																100	300			
7		15		75	10	15			20																		50	550			
8		30		60	70	75			20		3											10					250	900			
9		8		15		15			400		2																50	500			
10				50	30	100			200		15																1180	2000			
11		6		11							1																70	175			
12		6		20	10				40		2																180	600			
13																											40	225			
14																													25		
15		20		100	50				50		4													100		500	1600				
16		60		30					30		2															25	400	1270			
17				10					20																		50	200			
18									40																		70	120			
19		40		10		25			50		8																80	750			
20				12					50		1																90	950			
21				15		50			50		2																120	400			
22		20		15					50																		150	500			
23		20		15					50		1															30	100	465			
24		20		1					20																		70	110			
25		20		75	15	30			250		2															10	350	1170			
26		100		20		30			50		6																500	1400			
27		40		10		25			50		8																80	775			
28		25		10	12				150																		40	150	900		
29		70		20		50			250		27																15	300	1200		
30				50		30			50		15											20		50			300	1000			
31				10					50																				800		
32		150		30	30	100			300		4																50	600	2500		
33																													300		
34																													250		
35		30		20					200		2																20	150	500		
36				15					20																			50	480		
37		25		60		10			200		1																15	135	980		
38				20		30			50		1																	150	900		
39																													100		
40		20		6	6	20			100																		10	150	450		
		850		200	200	400			3000		133																50	150	215	640	21520

\* This will include only such cheese as is made upon the farm. Milk sent to cheese factories will be regarded as milk sold off the farm.



SCHEDULE 3.—Productions of Agriculture in Salt Spring Township, in the County of Randolph, in the Post Office: Carr



1	Name of Agent, Owner, or Manager.	ACRES OF LAND.			PRESENT CASH VALUE.			LIVE STOCK, JUNE 1, 1870.							PRODUCE DURING THE													
		UNIMPROVED.			Of farm.	Of farming implements and machinery.	Total amount of wages paid during the year, including value of board.	Horses.	Mules and Asses.	Milk Cows.	Working Oxen.	Other Cattle.	Sheep.	Swine.	Value of ALL live stock.	WHEAT.		Rye.	Indian Corn.	Oats.	Barley.	Buckwheat.	Rice.	Tobacco.				
		Improved.	Wood-land.	Other unimproved.												Spring.	Winter.											
2	3	4	5	6	7	8	9	10	11	12	13	14	15	16	17	18	19	20	21	22	23	24						
1	Spivy W A	40	40		1000	100		3	1		4	30	400															
2	Anderson M	80			1000	10		4	1			15	1	400			120										4000	
3	Stamper N G	56			1000	200		4	3		5	35	40	600			500	200									2000	
4	Henderson J H	200	200		8000	200	200	5	1	2		2	20	15	1200		60	500	60									
5	Tea J M	140			2000	150		5	2	5		3	20	1000		65	500										1000	
6	Hart J	20			300	15		2	3		4			400			300											
7	Holman J	250	55		5000	110		3	3		3	20	400		100	100	1000	300										
8	Stamper J W	30	35		1000	40		1	1				3	100			60	80										
9	Scott R C	45	75		2000	100		2	3		2	10	400		40	60	60	50										
10	Holman B F	25			400	10		2	3		1	21	17	300		50	75	50									800	
11	Rials J J	20	20		600	5		2	2			10	1	300			375	30									1100	
12	Rials Wm	100			2500	10		7	1	2		5	30	7	800			700	20								1000	
13	Morris J June	120	120		4000	60		2	1	2			20	400			700	150									3000	
14	Ball M J	80	80		2500	50		8	1	5		3	10	12	1000		100	500	130									
15	Sanders J	190	50		4000	100	160	11	10	3		10	20	40	1800		65	180	1000	140								
16	Ball J	40	64		2000	125		3	2		2	5	12	400			150										1400	
17	Firmell Lorne	30			600	60		2	2					200														
18	Bradley G	60	45		1000	50		3	2	1		1	36	15	500		60	50	100								500	
19	Heplin M	25	95		1000	50		5		3		3	8	6	600		60	200	30									
20	Brewer Wm	20	40		1000	50		1	1	2			14	7	300		10	150										
21	Walden J D	15	25		400	5		2	2		1	6	10	200			100											
22	Spicer Jacob	20	20		400						1		4	50		10	50											
23	McDonnell G W	20	20		400	50		2				3	8	500		42	7	500										
24	Hagan N B	8	112		1000	35		2	1			3	13	300		23	150	30										
25	Batheers H W	30	130		2000	60		3	1	2		2	20	3	500		15	250										
26	Patton J B	200	130		4000	100	125	5	2	6		30	30	25	1000		100	100	750	200								
27	Wilcox A	38			400	10		3	2		4	14	400		15		300	30									600	
28	Metcalf James	15	25		400	15	30	3	2			4	17	400		13	200	30									600	
29	Ballard M W	20	30		800	40		3	2			5	10	500		50	200											
30	Wright R	15			150	5		2	1		1	11	200		48	20	150											
31	Alverson R H	40			700	40		2	2				4	200			100	20										
32	Day Thomas	70	40		2000						1		1	40														

Summary totals at the bottom of the table, including values for columns 2 through 24. Handwritten numbers are present below the grid for each column, such as 1220, 1157, 3350, 1555, 515, 100, 22, 60, 80, 305, 390, 1090, 800, 517, 4070, 1500, and 1500.



State of *Missouri*, enumerated by me on the *15<sup>th</sup>* day of *Aug*, 1870.

*J. J. Dannew*, Ass't Marshal.

YEAR ENDING JUNE 1, 1870.

Cotton. (450 lbs.)	Wool. Lbs.	Pens and Pens. Bush.	POTATOES.		Orchard products. Dolls.	Wine. Gallons.	Produce of Market Gardens. Dolls.	DAIRY PRODUCTS.			SEED.			SUGAR.			BEES.		Value of animals slaughtered or sold for slaughter. Dolls.	TOTAL VALUE. Dolls.																		
			Irish. Bush.	Sweet. Bush.				Butter. Lbs.	Cheese.* Lbs.	Milk sold. Gallons.	Hay. Tons.	Clover. Bush.	Grass. Bush.	Hops. Lbs.	Hemp. Tons.	Flax. Lbs.	Flax-seed. Bush.	Silk cocoons. Lbs.			Maple. Lbs.	Cane. Hhls. (1,000 lbs.)	Molasses. Gallons.	Wax. Lbs.	Honey. Lbs.													
25	26	27	28	29	30	31	32	33	34	35	36	37	38	39	40	41	42	43	44	45	46	47	48	49	50	51	52											
																											50	1										
	40		20					30													50						100	400	2									
	40		20					100													35				30	600	1350	3										
	60		5					50			4																200	1010	4									
			30	20				100																			60	810	5									
			15					100																			60	400	6									
	10		40		50			100																75			425	1450	7									
	34		6					50																			70	300	8									
	60		30					50																			100	300	9									
	30							30																		15	40	215	10									
	40		15	15				50																			60	460	11									
	100							50			1												70	25	180		875	12										
			100	10				200			4														15	150	1050	13										
	20		10	10	10			100			6										17						240	750	14									
	<del>60</del>		30	13	15			250			15															30	200	1320	15									
	6		5					25																			5	60	250	16								
								50																					115	17								
	47		40					50																				50	430	18								
	20		100					100																				20	100	880	19							
	20		10					15																				50	50	230	20							
	10		4					10																					40	150	21							
			10					10																					40	210	22							
	6		40																										60	390	23							
	8							50																					70	250	24							
	35		20		10			40			1																	12	25	20	240	25						
	65		20		40			300																					20	240	1100	26						
								50																						120	480	27						
	10							40																						30	75	5	130	380	28			
	30				25			50			1																			30	5	80	285	29				
			20																											6	100	280	30					
			8					40																						75	255	31	31					
								10																								25	32	32				
																																		33	33			
																																			34	34		
																																				35	35	
																																				36	36	
																																					37	37
																																					38	38
																																					39	39
																																					40	40


Whole No of Pages 18 I certify that they were made according to Law and Instructions  
*J. J. Dannew*  
 Ass't Marshal

691 575 65 150 110 32 30 10 50 100 1658

\* This will include only such cheese as is made upon the farm. Milk sent to cheese factories will be regarded as milk sold off the farm.



SCHEDULE 3.—Productions of Agriculture in Silverdale Township, in the County of Randolph, in the  
 Post Office: Care



1	Name of Agent, Owner, or Manager.	ACRES OF LAND.			PRESENT CASH VALUE.		7	LIVE STOCK, JUNE 1, 1870.								PRODUCE DURING THE YEAR.											
		Improved.	UNIMPROVED.		Of farm.	Of farming implements and machinery.		Total amount of wages paid during the year, including value of board.	Horses.	Mules and Asses.	Milch Cows.	Working Oxen.	Other Cattle.	Sheep.	Swine.	Value of all live stock.	WHEAT.				Rye.	Indian Corn.	Oats.	Barley.	Buckwheat.	Rice.	Tobacco.
			No.	Wood-land.													Other unimproved.	Dolls.	Dolls.	No.							
2	3	4	5	6	7	8	9	10	11	12	13	14	15	16	17	18	19	20	21	22	23	24					
1	Mayo D	80			1000	100		7	3	3		26	600		50	20	150	15								600	
2	Scoble Wm	80	60		2000	40		6	1	4		6	40	30	800		100	45	400	140						700	
3	McKulley J J	60	60		2000	40	50	2	1	2		10	10	500		30	50	375	100							1500	
4	Dumvant S A	95	35		800	40	100	3	1	3		1	22	12	500		57		500	25						500	
5	Fetty H R	100	40		2500	200		6	1	4		6	15	20	800		200	110	500	210						3800	
6	Deiny G	90	30		1500	400		4	2	1		1	18	500		50	80	900	130							5800	
7	Cavans James	70	40		2000	100		4	1	3		7	15	15	700		70		500	60						2500	
8	Vaughn N	300	40		4000	150	200	9	1	4	4	6	25	75	1500		200		1000	500						4000	
9	Bidley G	14	27		500	50		4		1		1	7	6	400				400								
10	Hyber S D	9	1		400	5		2	1	1			1	200				200	150							800	
11	Newby W	57			4000	100		7	2	6		11	30	60	1000		130	36	750	225							
12	Dambon Geo W	240	88		4000	100		10	2	6	2	3	15	50	1500		18	80	750	200							
13	Humphrey E	180	40		3000	100		5	1	3		3		4	600		40		200	150						1400	
14	Shores Wm D	80			1000	40		2		1				200													
15	Hunt N	100			2000	100		5	3	5		2	7	40	800				750								
16	McDavid J B	139			2000	50		5	1	2		3	30	15	600		40	30	500	4						2500	
17	Hray M A	80			1000	50		2		2				10	200												
18	Dennis W A	65	15		1000	50		4		2		2	15	8	600			62	400	250							
19	Ganey E	50	70		1500	60		6		3		3	8	20	600			62	400	250						1500	
20	Atterbury J S	35	125		2000	50		4		2		1	7	1	500			40	500	150							
21	Johnson J	40	40		1000	30		1	2	1			4	12	300		25	25	150	50						800	
22	Humphrey W	300			3000	50		6		5		4	34	17	700		15		100	30							
23	Osborn John	90	115		3000	50		8	1	6	2	6	14	20	1200		60	40	500	70						600	
24	Johnson E	75	75		200	40		5		2			20	20	800		600		500	60							
25	Moore Wm	35	5		400	100		3						100					500	150						900	
26	Knox Thomas	150	200		4000	100		6	3	5		4	3	60	1000		150	120	750	180							
27	Gripping Adalbert	100	90		2500	70		7	2	4		5	18	16	900		30		200	10							
28	Richerson J D	100	140		3000	70		4	1	4				20	400		60	50	500	50							
29	Christy M	185	25		2500	100	100	6	5	5	2	5	30	60	1500		268		600	200							
30	Keine Eli	100			2000	100		5		4		5	20	20	800		150		200	60						1500	
31	Mayo Thomas	230	40		4000	200	400	7	13	4	2	5	40	2200		150	100	750	200							2700	
32	Starks H M	60	120		2000	100	60	3		2		7	15	25	500		40		300	60						1200	
33	Mayo Allen	200	400		8000	150	40	8	1	3	2	1	100	17	1000	100	70	10	750	100						3000	
34	Himmell John	80	80		2000	50		4		1	2			10	300		150	25	700	200						2500	
35	Burton A	20			300			2						100					250								
36	Blake D H	80	80		2000	75	50	4		2		1	15	20	500		54		750	100						500	
37	Howly J	38	50		1000	20		4						1	200				250	40						500	
38	Sutliff John	300	40		4000	200		4		4	6	2		24	700		100	120	1000	50						4000	
39	Lwyman D	200	100		4000	200		5		4	2	10		35	800		333		750	50							
40	Gipson John	80			1000	100		6	2	2		4	6	18	800		50	30	200	40							

Handwritten totals and corrections at the bottom of the page, including a large '1000' and various numerical adjustments.



State of Missouri, enumerated by me on the 10<sup>th</sup> of 17<sup>th</sup> day of Aug, 1870.

J. D. Cameron, Ass't Marshal.

YEAR ENDING JUNE 1, 1870.																									TOTAL VALUE.						
Cotton. Bales (450 lbs.)	Wool. Lbs.	Peas and Beans. Bush.	POTATOES.		Orchard products. Dolls.	Wine. Gallons.	Produce of Market Gardens. Dolls.	DAIRY PRODUCTS.			Hay. Tons.	SEED.		Hops. Lbs.	Hemp. Tons.	Flax. Lbs.	Flax-seed. Bush.	Silk cocoons. Lbs.	SUGAR.		Molasses. Gallons.	BEES.		Forest products. Dolls.	Value of Home Manufactures. Dolls.	Value of animals slaughtered for sale. Dolls.	Estimated value of all farm production, including betterments and additions to stock. Dolls.				
			Irish. Bush.	Sweet. Bush.				Butter. Lbs.	Cheese.* Lbs.	Milk sold. Gallons.		Clover. Bush.	Grass. Bush.						Maple. Lbs.	Cane. Hhds. (1,000 lbs.)		Wax. Lbs.	Honey. Lbs.								
25	26	27	28	29	30	31	32	33	34	35	36	37	38	39	40	41	42	43	44	45	46	47	48	49	50	51	52				
			4	1				30															100		200	710	1				
	90		15		50			100													40			100	250	880	2				
	40		4					40			1															150	600	3			
	50		8					180													25					160	750	4			
	24		30	10	100			300																	60	200	1350	5			
			20		40			40																			180	700	6		
	20		8		10			200																			200	810	7		
	45		12		50			70																			1300	2490	8		
	10							30													10			5			630	9			
								25													10						420	10			
	90		40					250			20															300	1300	11			
	30		15	10	100			300			12															500	1390	12			
	80				100						9															150	650	13			
	30				20			20																	10		80	14			
	80	20	70					100			10																510	15			
	80	20	10	40				200			6													100	100	200	1080	16			
																												20	17		
	40		30					40																			125	455	18		
	30		12					40													10			10	125		615	19			
	40		30					50			1																200	565	20		
	10		20																								70	340	21		
	30		20		10			50			5																160	310	22		
	115		6		6			100			5																200	750	23		
	50		10		30			50																			250	690	24		
			80		40			40																			40	440	25		
	20		30		40			40																			30	250	1020	26	
	30				40			100			10																20	150	440	27	
					20			50																				100	530	28	
	80		5		40			300			6																60	400	1850	29	
	40		15	5	40			100																			5	100	850	30	
	130		40		100			100			15																	400	1470	31	
	30		40					100			2																	150	555	32	
	200		10		20			100			8																	250	1110	33	
			20		20			10																				300	1100	34	
			5	10																									120	35	
	75		10					100																				250	850	36	
																												40	270	37	
			20		40			50			2																	150	1250	38	
			30	10	30			300			1														50	50	490	1440	39		
	60		10					50			8																	5	100	915	40
	1625		529	66	996			3610			121															191	357	155	819	3135	

\* This will include only such cheese as is made upon the farm. Milk sent to cheese factories will be regarded as milk sold off the farm.



SCHEDULE 3.—Productions of Agriculture in Silver Creek Township the County of Randolph, in the

Post Office: Gairo



Name of Agent, Owner, or Manager.	ACRES OF LAND.			PRESENT CASH VALUE.		Total amount of wages paid during the year, including value of board.	LIVE STOCK, JUNE 1, 1870.										PRODUCE DURING THE								
	Improved.	UNIMPROVED.		Of farm.	Of farming implements and machinery.		Horses.	Mules and Asses.	Milk Cows.	Working Oxen.	Other Cattle.	Sheep.	Swine.	Value of All Live Stock.	WHEAT.										
		No.	Wood-land.												Other unimproved.	Dolls.	Dolls.	Dolls.	No.	No.	No.	No.	No.	No.	No.
1	2	3	4	5	6	7	8	9	10	11	12	13	14	15	16	17	18	19	20	21	22	23	24		
1 Goodman J. J.	360	49		6000	300	150	12	6	6	10	30	30	1700		250		750	100							
2 Vaughn John	188	37		4500	150	100	5		2	8	12	25	600		100	10	650	50							
3 Brown J.	50			1000	50		3		2	1		5	300		22		300	50							
4 Halden H. C.	250	50		5000	280	450	11	6	5	11	20	20	1600		250	70	700	800						400	
5 Burton A. F.	40	40		1200	15		2	2	2	1	6	1	400												
6 <sup>of Robinson &amp; Farm</sup> Burton H. Overseer	100	100		3000											65		625	100							
7 Mathis William	20	40		700						1		2	50		10										
8 Brockman J. H.	268			300	25		2		2			7	200	200	30		200	45						1200	
9 Spotts Jacob S.	250			300	75		3		2			3	30	300	10	25	300	40						2500	
10 Dameron J. B.	260	40		3000	120	70	3	2	2			2	25	500		25	220	75							
11 Bagby Jacob M.	332	80		4500	100	100	6		4	4	6	14	80	700			1200	100	20					1000	
12 Viley J. H.	8	52		700			1		2				1	100											
13 Evans James H.	140	15		2000	250	150	4	10	2	2	4		25	1000		275	800	200						1000	
14 Lobbin Am. A.	25	55		1000	50	5	2		1				9	300		50	100	150	100					600	
15 Smith Calvin	150	110		4000	50	25	2	1	3	2	3	12	14	500		100	500	40						600	
16 Page St.	24			200	20		1	1	2				12	200		60	800	300							
17 Blake Harry	550	80		2000	350	150	7	8	5		15	40	35	2000		350	50	750	50						
18 Tompkins J. C.	50			1000	75		2		2			1	10	12	200	25	19	52	250	150				1400	
19 Gray Am.	148			2000	27		1					20	15	150			500								
20 Kirkpatrick J. M.	150	106		3500	150	200		2	2	2	9	20	9	500		90	750	250							
21 Ferguson H. J.	250	75		3500	175	20	7	2	3	4	12	25	40	1000		80	80	500	200					2000	
22 Hans S. R.	150			2000	125	75	6		2		6	16	44	700			100	1200	150						
23 Rice Am. B.	50			900	30		5	1	1				30	600		15	250	300							
24 Bradley N.	260	70		5000	60		2	8	2		6	20	14	1000		80	500	200						1000	
25 Oliver H. B.	100	35		2000	75		2		2		1	25	15	300		70	20	150	100					1200	
26 Bradley J. H.	220	53		5000	500		8	2	3		7	35	15	1100		100	85	250	500					500	
27 Stark Am.	150	54		3500	50		7		3	2	6	30	40	900		75	70	500	100					3000	
28 Sears Am. A.	80	40		2000	50		7	1	4		1	33	12	900		80		250	250					600	
29 Brock J. D.	80	120		3000	150		2	2	4		3		15	500		100	60	250	40					1700	
30 Dyant N.	320			6000	500	100	10	4	8		10	47	42	1500		110	70	1000	1500					1800	
31 Mathis Geo. A.	250	300		10000	250	250	4		7		18		20	700		145	115	1000	200					5000	
32 Smith Robt.	200	250		8000	350	100	13	4	5		7	30	30	1200		75		1200	300					3000	
33 Stigall Mar.	110	350		8000	100		2							200											
34 Roan A. G.	70	172		2500	100		2		3		3		17	200				250							
35 Harvey C.	20			200	70				2				19	100				400	50					2700	
36 Sears R.	25	15		500	5		2	1	1		2		8	200				30						250	
37 White D. B.	120	93		3000	100		2	1	1					300											
38 Starks J. M.	175	12		2500	50		3		1	2	8	17	50	400		100	100	750	250					2100	
39 Alexander J.	220			4000	100		3	6			9	60	40	900		120	20	350	200						
40 Kerby C.	200			4000					1				8	50				75						1000	

5500 2245 122000 4810 1945 1500 7/2 95 14 1/2 532 32 1/2 1100 30 2890 1002 17850 652 20 3419 1/2



State of Missouri, enumerated by me on the 17<sup>th</sup> & 18<sup>th</sup> days of August, 1870.

J. D. Cameron, Ass't Marshal.

YEAR ENDING JUNE 1, 1870.

	COTTON.		WOOL.		PEAS AND BEANS.		POTATOES.		ORCHARD PRODUCTS.	WINE.	PRODUCE OF MARKET GARDENS.	DAIRY PRODUCTS.				SEED.				SUGAR.				BEES.		FOREST PRODUCTS.	VALUE OF HOME MANUFACTURES.	VALUE OF ANIMALS SLAUGHTERED OR SOLD FOR SLAGHTER.	ESTIMATED VALUE OF ALL FARM PRODUCTIONS, INCLUDING BETTERMENTS AND ADDITIONS TO STOCK.	TOTAL VALUE.			
	Bales (450 lbs.)	Lbs.	Bush.	Bush.	Bush.	Dolls.	Gallons.	Dolls.				Lbs.	Lbs.	Gallons.	Tons.	Bush.	Bush.	Lbs.	Tons.	Lbs.	Bush.	Lbs.	Lbs.	Hhls. (1,000 lbs.)	Gallons.						Lbs.	Lbs.	Dolls.
	25	26	27	28	29	30	31	32				33	34	35	36	37	38	39	40	41	42	43	44	45	46	47	48	49	50	51	52		
1		60		20		50						60			15														50	100	1150	1	
2		30		10		50						50			6		8									10			20	200	800	2	
3				5		20						20			2															90	275	3	
4		70		78	8	50						350			7												60	20	500	1800	4		
5		9										200																			35	5	
6				40		75																										500	6
7				12								30			4															60	100	7	
8				7								20																		130	400	8	
9		40	1	4								10														50			100	675	9		
10				5		60						100																		150	400	10	
11				20		50						100		2																200	1075	11	
12												100																		150	175	12	
13				15		25						100																		175	1100	13	
14				6								25		1																170	525	14	
15		30		8								100		2																140	800	15	
16				25	15							50		1																50	400	16	
17		200		20		50						150		8																400	1800	17	
18		82		20								100														40				160	575	18	
19														3																		265	19
20		30		20		50						60		30																200	1060	20	
21		50		30		50						100		5																300	1000	21	
22		100		25		50						200														50			50	250	1200	22	
23		20		20		15						15																		40	850	23	
24		40		25		30						70															100	40	350	900	24		
25		60		6		40						70		3															10	100	400	25	
26		85		6		50						300		6													250	50	360	1000	26		
27		50		30	15	20						200		7															20	350	1000	27	
28		60		40								100																		25	200	600	28
29		25										50		2																100	460	29	
30		130		50		100						100		12														100	20	400	1400	30	
31				100	10	200						180		9																560	1700	31	
32		100		20		50						160		12															20	200	1800	32	
33																																80	33
34												100																		100	225	34	
35												20																		100	800	35	
36				5																										50	75	36	
37												30																				60	37
38		40		15		10						100																		260	1200	38	
39		180		14		50						50		2															50	300	700	39	
40				5								10																		30	75	40	

\* This will include only such cheese as is made upon the farm. Milk sent to cheese factories will be regarded as milk sold off the farm.



SCHEDULE 3.—Productions of Agriculture in Silver Beach Township, in the County of Randolph, in the

Post Office: Cairo



1	ACRES OF LAND.			PRESENT CASH VALUE.		7	LIVE STOCK, JUNE 1, 1870.								PRODUCE DURING THE											
	Improved.	UNIMPROVED.		Of farm.	Of farming implements and machinery.		Horses.	Mules and Asses.	Milch Cows.	Working Oxen.	Other Cattle.	Sheep.	Swine.	Value of all live stock.	WHEAT.		Rye.	Indian Corn.	Oats.	Barley.	Buckwheat.	Rice.	Tobacco.			
		No.	Wood-land.												Other unimproved.	Dolls.								Dolls.	No.	No.
2	3	4	5	6	7	8	9	10	11	12	13	14	15	16	17	18	19	20	21	22	23	24				
1	Dannison J. M.	140	20		2000	40	210	4	1	1	2		14	12	500		328		600	30				6800	1	
2	Bilderbeck Sam.	35			500	15		2		2				11	200				500	200				950	2	
3	Finnell Morgan	65	100		2000	100	10	3		2		3		13	600		145		1000	40				4000	3	
4	Barnes Joseph	150			300			1						8	100											4
5	Cooper Allen	10			200			1		2				3	100				50							5
6	Blake Rubin	10			200			2						10	6	150		60								6
7	Lobban Elizabeth	100	60		2500	125		5	1	5		28	25	19	1000		140		300	400				3000	7	
8	Cross John	110	110		3000	125		2	2	3		3	25	50	800		400		500	200						8
9	Taylor Rubin	65	95		2000	125		4	3	3				18	700		240	30	125	150						9
10	Blake John	30			500					3	3			16	400		140		100	50						10
11	Robertson A. J.	65	49		2000	100	175	5	3	2		2	40	21	900		40	30	500	300				1400	11	
12	Ruberson J.	130	110		4000	40	40	1							100		150	150	750	100						12
13	Mansfield H. B.	200	85		4000	100	50	5		6		2	8	40	1000		290	140	575	500				6000	13	
14	Knight C. H.	12	3		200	50		1	1						150											14
15	Mansfield R. J.	60	40		2000	100	100	7		4			30	7	800		55		280	30						15
16	Green Stephen	20			400			1		1				7	150				150							16
17	Harris A. J.	5	35		400	40		3		1		1		6	300		25		250							17
18	Denny Alex.	500	600		22000	420	250	12	13	5		6	50	15	2000		500	200	2000	300						18
19	Ganey Jerry	14	12		500	250		3	2	2			40		600				1000							19
20	Davis S. C.	170	150		3000	150		6	2	2		7	40	10	700				150	20						20
21	Kerby A. H.	80			1000	20		2		2					200		15		200	15				1000	21	
22	Hysart J. S.	100			1500	100	100	1	2	2		3		20	300		25		150	25				600	22	
23	Hayden M. H.	100			1500	30		2	1	2			18	16	300				150							23
24	Rice J. N. & J. J.	14	3		2000	50		4		1				9	300				150	300						24
25	Brown John	200			3000	40		2	2	2				15	300				40	40						25
26	Viley L.	300			4000	5		3				1		10	300				150					700	26	
27	Davis C.	100	30		2000	70		3	2	2			10	10	400		40		250	40				1500	27	
28	Ratton J. R.	240			4000	250		11	10	9			20	40	1200		250		1500	100						28
29	Pitt J. A.	1400			40000	1000		10	6	20	6	110	67	60	10000				3000	500						29
30	Lockman L. S.	100	320		6000	60		8	1	4		5	9	23	900		60	30	150	200				2500	30	
31	Viley A.	30			300	10		2		1				9	100		26		100	30				2000	31	
32	Lockman L. S.	30			300	80		3		2			16	8	300		30		250							32
33	Jackson Joe.	18			180	10		2						7	100		6		125					600	33	
34	Clafflin L. B.	30	50		800	7		2							100											34
35	Barron C. A.	100	180		2000	15		4	1	5	1		15	2	600		100	15	200	75				200	35	
36	Lynn S.	20			200	50		4		3		1	9	12	200		11		250	30				1500	36	
37	Malone J. H.	40	40		800	100		2		2		2	10	30	300		80		500	75				500	37	
38	Green A.	100	40		2000	100		3		2		3	7	8	400		124		100	176						38
39	Fullington M. S.	100	100		3000	80		2		2			7	14	300		100		250					1800	39	
40	Smith C.	25			200	10		2		1			10	4	100		60		150					4000	40	

Handwritten totals and corrections at the bottom of the page, including numbers like 211, 229, 126/100, 350, 935, 100, 100, 100, 9, 100, 100, 550, 21950, 240, 590, 16490, 3920, 38500.



State of Wisconsin, enumerated by me on the 19<sup>th</sup> & 20<sup>th</sup> days of August, 1870.

J. J. Gamble, Ass't Marshal.

YEAR ENDING JUNE 1, 1870.

Cotton.	Wool.	Peas and Beans.	POTATOES.		Orchard products.	Wine.	Produce of Market Gardens.	DAIRY PRODUCTS.			SEED.				SUGAR.				BEES.		Forest products.	Value of Home Manufactures.	Value of animals slaughtered or sold for slaughter.	Estimated value of all farm products, including timber and additions to stock.	TOTAL VALUE.					
			Irish.	Sweet.				Butter.	Cheese.*	Milk sold.	Hay.	Clover.	Grass.	Hops.	Tempr.	Flax.	Flax-seed.	Silk cocoons.	Maple.	Cane.						Molasses.	Wax.	Honey.	Dolls.	
Bales (450 lbs.)	Lbs.	Bush.	Bush.	Bush.	Dolls.	Gallons.	Dolls.	Lbs.	Lbs.	Gallons.	Tons.	Bush.	Bush.	Lbs.	Tons.	Lbs.	Bush.	Lbs.	Hds. (1,000 lbs.)	Gallons.	Lbs.	Lbs.	Dolls.	Dolls.	Dolls.	Dolls.				
25	26	27	28	29	30	31	32	33	34	35	36	37	38	39	40	41	42	43	44	45	46	47	48	49	50	51	52			
	50		20					50																		300	1450	1		
			10					100																			100	500	2	
			5					25																			75	1000	3	
																													25	4
																													25	5
																													60	6
	25		10	5				125			4																150	900	7	
	40		5	6				125																			200	950	8	
			20	7				150																			300	800	9	
			10					100																			70	800	10	
	50		20	5				125			2																150	700	11	
			15					100																			75	900	12	
	15		20	10				200			4																350	1600	13	
			10					70																			25	40	14	
	75		15	8				130																			150	300	15	
								20																				100	16	
	15																										60	200	17	
	200		30	10				200			10															50	400	2000	18	
	120		20	5				150																		50	200	750	19	
	300							80			8																100	200	20	
								30																			30	175	21	
			6					25			1																100	225	22	
	45		10					50																		15	100	200	23	
											10																40	250	24	
			7								10																140	180	25	
			9																								140	265	26	
			10					40																		100	550	27		
	140		30	50				100			6														40	55	400	1600	28	
	200		20	200				750			20															2000	2000	8500	29	
	18		20	10				100			2															10	20	100	600	30
			20																									100	300	31
	40		25					50																			20	100	275	32
			15																									50	200	33
																													10	34
	40		10					100																			10	100	350	35
	15							25																				60	400	36
	40							60																			40	300	700	37
	20			20				100																				80	400	38
	15		10					70			2																15	140	500	39
	16		10					50			1																10	100	400	40
	1149		112	50	280			2500			60															50	10	285	6200	25850

\* This will include only such cheese as is made upon the farm. Milk sent to cheese factories will be regarded as milk sold off the farm.



SCHEDULE 3.—Productions of Agriculture in Silvercreek Township, in the County of Randolph the Post Office: Cairo



Name of Agent, Owner, or Manager.	ACRES OF LAND.			PRESENT CASH VALUE.		Total amount of wages paid during the year, including value of board.	LIVE STOCK, JUNE 1, 1870.								PRODUCE DURING YEAR.								
	Improved.	UNIMPROVED.		Of farm.	Of farming implements and machinery.		Horses.	Mules and Asses.	Milch Cows.	Working Oxen.	Other Cattle.	Sheep.	Swine.	Value of All Live Stock.	WHEAT.		Indian Corn.	Oats.	Barley.	Buckwheat.	Rice.	Tobacco.	
		No.	Wood-land.												Other unimproved.	Dolls.							Dolls.
1	2	3	4	5	6	7	8	9	10	11	12	13	14	15	16	17	18	19	20	21	22	23	24
Terchridge Wm	160	160	0	4000	200		8	5	5		12	10	10	1300	20	150		500	300				1800
Winn Wm	80			1000	50		3	1	3	2				20	400		40		250				800
Brady Sam	25			300	50		2		1				7	1	200				300	100			
Althouse Geo	100			3000	150		4	5	6		15	35	50	120		200	100	750	100				5000
Hogad John	280	20		6000	400	950	6	2	3	4	28	76	60	1500		500	600	1000	300				1300
Thompson Wm	154	6		2500	350		6	3	2	2	3	22	20	800		100	3	500	80				
Crisler Wm	20			400	60		2		1				15	200		60		500	50				
Hunker Sr	80			1500	40		4						6	200		20	40		100				
Phelps J	80	120		4000	100		8	3	3		15	3	80	1500		75		1000	400				
Richerson J	674			10000	300		15	14	10	4	15	35	125	2500		500	100	25000	1000				
Patterson W R	90	10		2000	100		4	1	4		10	20	45	800		125		750					
Embree Wm	197			3000	75		6	6	4		1	11	36	1000		150		300	150				
Ray Wm	120			2000	100		3	1	1			15	15	400		70	90	375					
Richerson Wm	50			4000	50	30	2		1		1	11	28	200		50	10	200	50				
Wicks N D	150	10		2000	50	40	6	2	3		4	14	16	600		50	10	200	50				
Denny H B	250	158		7000	80	100	6	1	4	2	7	33	20	800		150	100	200	250				6000
Fullington J D	100	120		4000	50		5		3		2	6	30	600		9	120		375				1200
Mathis H	40			400			2		1				7	100		5	20		500	20			4000
Oliver Wm Jr	100			2000	200	150	8		5		2	35	15	800		40		500	250				500
Minor Sam	119	3		2000	300	250	7	1	2		1	36	25	800		250		375	300				
Lawrence Robt	75	30		2000	60		3		2		2	7	16	400		80	20	375	40				
Keed H J	145	120		4000	150	200	7	1	5		7	42	12	900		100	25	150	125				
Hillington J W	100	100		1500	60		3	2	2		1		3	400				300	100				800
Bagby O G	160	200		6000	100	20	6	3	4	2	6	20	25	1000		30	100	100	500	100			3000
Merideth A E	100			1500	100		6		1		1		10	400				250	300				1700
Duncan W G	140	60		3000	75	100	6		2		3	35	20	500		100	100	1200					
Fullington J W	80	200		4000	30		7	1	5		4		10	700				1000	100				
Cornell J H	14			140	40		1		1				3	100				150	40				700
Rygle W	100	40		2000	100		6		3		5	14	20	400		20	100	100	100				
Fenell Leslie	480			8000	400	200	8		2		5	50	35	1500		125		500	500				
Lyate Geo	640	40		10000	75	200	15		4	2	20	50	30	1500		400	15	750	75				
Minor J S	40			600	350		3	3	2		2	3	16	400		17		300	100				
Orion R	160	50		3000	150		8	1	3		6	35	45	800		40		500	300				
Carter J H	60	100		2000	50		5	2	4		4	15	25	600		40		300	40				1000
Fullington J H	100	354		6000	70		3	1	5	2	4	17	20	500		40	36	400	60				4300
Brown John	65	55		2000	20		4	1	2		1		20	400		50		350	25				1200
Collins John	20			200	5		3		1			11	16	200				500					1400
Obenier Ann	40	140		2000	60		3	2	2	2		12	15	400				300					800
Vaughn J B	62			700	200		1	1	1		2	6	10	400		8		200	60				700
Bagby J D	8	29		1500	15		5		1				6	300		8		150	50				1500

5375 2215 18240 1815 1440 1600 204 65 120 24 193 65 784 26620 64 3440 903 12250 5620 57160



State of Missouri, enumerated by me on the 20<sup>th</sup> day of Aug, 1870.

J. J. Daman, Ass't Marshal.

YEAR ENDING JUNE 1, 1870.

1	2	3	POTATOES.		Orchard products.	Wine.	Produce of Market Gardens.	DAIRY PRODUCTS.			SEED.			SUGAR.			BEES.			Forest products.	Value of Home Manufactures.	Value of animals slaughtered or sold for slaughter.	Estimated value of all farm products, terms and additions to stock.	TOTAL VALUE.						
			Irish.	Sweet.				Butter.	Cheese.*	Milk sold.	Hay.	Clover.	Grass.	Hops.	Ternp.	Flax.	Flax-seed.	Silk cocoons.	Maple.						Cane.	Molasses.	Wax.	Honey.		
																													Bales (450 lbs.)	Lbs.
25	26	27	28	29	30	31	32	33	34	35	36	37	38	39	40	41	42	43	44	45	46	47	48	49	50	51	52			
	60							50																		100	400	1		
								50																		100	280	2		
								50																			215	3		
	80		40	20				50																	100	20	300	1470	4	
	250		20	25				20																	30	1000	2560	5		
			6	4	10						8														11	130	600	6		
			10					40			2																120	515	7	
																												100	8	
					30			100																			450	1310	9	
	220		100	50				200			10																3400	4890	10	
								200			6																320	935	11	
	25		10					100			4														30	25	660	1310	12	
	60																										50	370	13	
	30										1														10	10	60	310	14	
	35										1																80	280	15	
	100		30					40			6																300	1190	16	
	10		15	12				40																			160	580	17	
			15																								100	670	18	
	100		20	10	50			200			2															20	200	830	19	
	75		40	20				100			10																40	170	960	20
	15		15	5				40																			80	450	21	
	100		50	40				300			25														150	400	50	200	1080	22
				20				30																			<del>50</del> 150	<del>480</del>	23	
	60		25	50				50			11																50	300	1210	24
	<del>40</del>							40			3																100	500	25	
	50			30				50																	100	50	180	1180	26	
				30				40																			150	780	27	
								20																			70	250	28	
			10					100			3																40	150	470	29
	75		8	40				125			5														60		50	400	1200	30
	200			15				100			7																60	350	1750	31
	10							50																	20		110	350	32	
	70		25	75				50																		40	50	150	840	33
	60		30	20				30			2															20	30	85	485	34
	70		60	15				50																			15	250	875	35
			15					30																		12	100	445	36	
	15		15																								20	120	480	37
	30		15	10				30																			15	120	390	38
	10																										100	370	39	
			12					50			2																100	750	40	
	1550		580	14	570			2420			109															520	11025		4481	

\* This will include only such cheese as is made upon the farm. Milk sent to cheese factories will be regarded as milk sold off the farm.



SCHEDULE 3.—Productions of Agriculture in Silvercreek Township, in the County of Randolph

Post Office: Carro



1	ACRES OF LAND.			PRESENT CASH VALUE.		7	LIVE STOCK, JUNE 1, 1870.								PRODUCE DURING THE YEAR								
	Improved.	UNIMPROVED.		Of farm.	Of farming imple-ments and ma-chinery.		Horses.	Mules and Asses.	Milk Cows.	Working Oxen.	Other Cattle.	Sheep.	Swine.	Value of ALL live stock.	WHEAT.		Indian Corn.	Oats.	Barley.	Buckwheat.	Rice.	Tobacco.	
		No.	Wood-land.												Other unim-proved.	Dolls.							Dolls.
2	3	4	5	6	7	8	9	10	11	12	13	14	15	16	17	18	19	20	21	22	23	24	
1	Villy DW	840		15000	50		15	5	8	4	50	150	40	3000		200		450	200				600
2	Hullington R	20	20	700	10		6		3				10	250				300					
3	Williams Wm	180		2000	100		7	4	4		15	10	15	800		200	100	500	300				
4	Dysant W D	130	17	2000	140		1	3	3				10	250									
5	Terrell R	30	90	1000	5		1						1	100									
6	Hoake J H	70	210	3000	50		4	1	3	2	5	17	15	600		40	10	250	40				
7	Graves S	30	50	800	5		4		2				10	400				500				5000	
8	Smith S	50		400	100		1	2	1				7	250			400	40				800	
9	Terrell L	20	60	800	30		3	2	2		1	2	30	400				200	40			700	
10	Hill W	8	32	400	50		2						16	200		10		250	10			800	
11	Oliver S	4	36	400	25								4	20								2500	
12	Miller John	4	30	400	5		1		1					100									
13	Smith S	40	120	1000	20		3		1			4	6	300				75				1800	
14	Baker Judley	75	125	1000	60		3		1				10	300				200				300	
15	Williams W G	55	65	1600	40		6		2		1	16	20	800		40	10	250				500	
16	Williams Eli	40	120	1600	40		2	1	3			10	15	400				70				700	
17	Harris T C	35	45	1000	150		3		2		3		7	400				200					
18	Terrell W C	50	40	2000	100		2		1					2000				150				800	
19	Goodfellow M	65	20	2000	80		1		2		1	7	12	300		25	50						
20	Minor B F	15	120	150	10		1						16	100				250	25			700	
21	Kelback W	60		700	30	150	7		3			20	22	700		30		150	100				
22	Hudson J B	150	130	4000	20		4	1	2	2	9	15	40	700		50	50	800	300			800	
23	Hudson John	30		300	50		3		2				5	200				250	50				
24	Whitmore J	90	80	2500	50		4	1	1	2	1	4	6	600		100		300				400	
25	Pitney J M	15	105	1500	50		6		1	2			10	500		200		300	40				
26	Bailey Geo.	210		3000	20		1							100									
27	Dennis A B	140	40	2000	10		2		1			15	18	250				250	18				
28	Maxfield J	120		1500	100		6		3			14	15	500		80	30	500	300				
29	Worford P W	80		1000	40		2		2			8	18	300		48	15	600	75				
30	Whitmore M	130		2000	100		5	1	2			15		400		110	40	250	175				
31	Whitmore M V	80	80	2000	120		6		2			40	25	400		180	100	1200	200				
32	Sullivan James	150	80	3000	60		4		2		14	35	35	800			100	400	200			4100	
33	Showers R	60	60	1500	25		4		2					250			25	50	100			400	
34	Tymony J	100	240	4000	100		5		1	2	1		25	600				500					
35	Marks Wm	45	80	6000	30		4	1	1		1	15	15	500		36		200	60				
36	Ball Wm	6	34	500	80		2		1				4	200									
37	Porter Jane	160		2000	100		4		1				12	300		200	100	300	200				
38	Miles J	25	175	5000	20		5	2	3				12	600		12		500	70				
39	Giles Eli	40	40	1000	50		4		2	2		9	7	400		22		300				900	
40	Brewer J S	30	30	600										100				150					

3800 2990  
 81550 2125  
 150  
 144  
 27 11 11 11 11  
 110 89 1513  
 19570  
 1643 1031 10560 2500  
 52100







SCHEDULE 3.—Productions of Agriculture in Silver Creek Township, in the County of Randolph

Post Office: Cairo



1	Name of Agent, Owner, or Manager.	ACRES OF LAND.			PRESENT CASH VALUE.		7	LIVE STOCK, JUNE 1, 1870.								PRODUCE DURING THE YEAR.									
		UNIMPROVED.			5	6		8	9	10	11	12	13	14	15	WHEAT.		18	19	20	21	22	23	24	
		Improved.	Woodland.	Other unimproved.												Spring.	Winter.								
2	3	4	Dolls.	Dolls.	Dolls.	No.	No.	No.	No.	No.	No.	No.	Dolls.	Bush.	Bush.	Bush.	Bush.	Bush.	Bush.	Bush.	Bush.	Lbs.	Lbs.		
1	Jackson Edward	70	20		2000	100		8	1	2	2	20	12	400	100		400						2000		
2	Ellis Geo. R.	90	40		1500	100		8	1	2			9	400	30		300	50					2000		
3	Thompson W.	88	20		1200	30		4	1	2			10	12	50		100	35					600		
4	Mathis Luke	27	10		3500	50		9		6			10	25			250	200							
5	Hill A.	107	10		1000	10		2		2			7	200	30		10								
6	Atterberg J.	90	70		2000	125	40	2	3	5		3	26	11	600	96	10	250	150						
7	Bagby J. H.	219	15		3000	150	100	4	4	3	2	2	25	15	1000	300		500							
8	Bradley S. R.	82	40		1500	100		8		2			18	700	80		300	50					4000		
9	Stark H. H.	45	95		1500	20		1					2	100	125		25						2900		
10	Minor J. H.	120	20		1800	100	220	2		5		2	7	20	300	9		200	100				2900		
11	Minor S. A.	90			1500	250		4		1			20	15	400	80		250	100						
12	Minor John	140	20		3000	250		5	2	2		1	16	700	50		600	50							
13	Hilom H. G.	90	15		1500	100		6		1		1	15	10	500	30	10	60	10						
14	Brockman E. S.	30	10		500	60		4		1		1	13	400	17		150	75					1000		
15	Minor R. V.	80			800	100		8		2			8	12	500	114		800	80						
16	Burton J. S.	20	20		400	80		7		2			9	10	600	40	16	300	30						
17	Geo. J.	8			80	5		2		1				100			120						2000		
18	Nichols Wm.	80	40		1200	100		3	1	2		1	20	2	400	10	50	15	300	100				2900	
19	Boatman N.	40	18		1500	40		2		2				100			150						1300		
20	Carter A.	120	155		2000	130		7	2	2			30	20	800	20	50	40	500	30			2300		
21	Wright James	60	60		1000	100		5		3	2	5	50	16	800	80	40	500							
22	Wright Wm.	60	60		1500	50		3		2		1	7	8	400	40	15	200	75				400		
23	Clemmons M.	38	2		400	100		2					4	150											
24																									
25																									
26																									
27																									
28																									
29																									
30																									
31																									
32																									
33																									
34																									
35																									
36																									
37																									
38																									
39																									
40																									

2058 810  
 33380 2150  
 360  
 91 14 19 6 22  
 257 257 10950  
 30 137 146  
 5765 1135  
 24100







SCHEDULE 3.—Productions of Agriculture in *Sugar Creek Township* in the County of *Randolph*, in the

Post Office: *Cairo*

*J. S. Dameron*



Name of Agent, Owner, or Manager.	ACRES OF LAND.			PRESENT CASH VALUE.		Total amount of wages paid during the year, including value of board.	LIVE STOCK, JUNE 1, 1870.								PRODUCE DURING THE YEAR.								
	Improved.	UNIMPROVED.		Of farm.	Of farming implements and machinery.		Horses.	Mules and Asses.	Milk Cows.	Working Oxen.	Other Cattle.	Sheep.	Swine.	Value of All Live Stock.	WHEAT.		Rye.	Indian Corn.	Oats.	Berley.	Buckwheat.	Rice.	Tobacco.
		No.	Wood-land.												Other unimproved.	Dolls.							
1	2	3	4	5	6	7	8	9	10	11	12	13	14	15	16	17	18	19	20	21	22	23	24
White J P	140	170		7000	200	300	8	2	4					1000		X		200	300				
Grimes Henry	260	40		18000	50	200	5		3			19	6	650		75		400	400				
Jones S	141	40		9000	300	100	4		5		2	50	25	700				750	400				
Grime W G	145	40		10000	100	150	1	2	5			12	7	700		12		250	100				
Meals J H	10	40		500	100	100	3		2					200				35	50				
Bean Jane F	55			1250	100		6	1	2		2		14	1000				100	200				
Tedford Leary	25			1000	50		2	1	2			2	2	350			30	15	70				
Buchanan E C	170	290		15000	250	100	7	1	1		1	8	6	700		6	50	125	200				
Buchanan M G	50			2000	50		5		4		5		12	600		6	50	250	200				
Heart Joshua	13			1000	10		2		1				2	150				100					
Wilson Wm C	52	20		3000	120		2		1					150				25					
Shaw J D	50	120		3400	100	250	3		1			9	9	300				150	200				
Walden James	248	300		8500	200	200	8	4	7		4	30	20	1400		65		500	500				
Heaman P S	490	180		18000	350	200	6	4	21		2	11	23	3400		175		300	180				
Pollard James	400	270		13400	150	300	6	7	4		2		18	1000	21	9		500	740				
M Daniel John A	110	170		7000	200		12		6		4	50	12	700		100	40	100	100				
Wilson B R	50	26		1000	75		1	2	3			12	8	400	10	75		25	100				
Smother James	35			500	100		1	3	1					450	15	40		750	300				
Belshe Milton	90	30		2400	60	125	6		4				7	400		13	33	120	175				
Stady N A	200	240		9000	130		4		5		2	7	16	500		107	18	100	200				
Heir Kendall S	200	80		4000	150	300	12	1	3		20	15	25	1000		100		750	175				
Piper J H	75	165		3000	150	110	2		2		1		5	300				200	200				
Amick J J	40	140		1800	50		1		1				4	125				100	100			500	
Yes M J	44			500	50		4		2		2	20	7	500				250	20				
Dameron W S	115	60		5000	100	50	6	6	3		1	10	7	700	20	6	25	25	100				
Boucher J B	200	180		7000	150	150	8	1	2		57	16	5	1700	15			120	150				
Roe C C	90	60	50	2500	100	60	2		3		21	7	8	700				20	300				
Long Wm	10			200			1		4		2			200				150					
Martin E C	18	10		1100	60		6		2			7	7	550			40	50					
Baker Elizabeth	20	10		900	100		3	1	2					250				150	50				
Godson L J	70	30		2000	130	7	1		3		1	24	10	600		20	18	150	150				
Baker W H	40	20		1200	20		3		2		1	17	12	250	20	10		100	60				
Gooding A	120	210		6400	200	30	6		5		10	50	12	1000	20	25		100	300				
Nichol John	70	10		960	100		4		4		1	8	10	400		16		200	50				
Gooding J R	27			500	100	30	5	3	3		1	12	12	750				300	80				
Nichols Wm E	28	12		400	90		4		2			8	12	350				3	20	45			
Curtis B C	45	55		1200	100		7		2		1	38	16	500		22	5	500	75				
Piper S M	180	40		4000	30	30	2		1			7	12	300		27	37	150	40				
Cunningham W	110	90		6000	100	60	5	1	4		6	9	6	900	4	75	25	800	100				
Crystal Pheno	20			800	20		3		2		1	3	10	400				50	100				

260 3165  
 18000 4250  
 2850 175 34 150  
 144 409 380 26200  
 105 908 344 845 6562  
 3109











State of Missouri, enumerated by me on the 17<sup>th</sup> day of June, 1870.

J. J. Penner, Ass't Marshal.

YEAR ENDING JUNE 1, 1870.

Cotton. (450 lbs.)	Wool. Lbs.	Peas and Beans. Bush.	POTATOES.		Orchard products. Dolls.	Wine. Gallons.	Produce of Market Gardens. Dolls.	DAIRY PRODUCTS.			SEED.		Hogs. Lbs.	Hemp. Tons.	Flax. Lbs.	Flax-seed. Bush.	Silk cocoons. Lbs.	SUGAR.			BEES.		Forest products. Dolls.	Value of Home Manufactures. Dolls.	Value of animals slaughtered or sold for slaughter. Dolls.	TOTAL VALUE. Dolls.					
			Irish. Bush.	Sweet. Bush.				Butter. Lbs.	Cheese.* Lbs.	Milk sold. Gallons.	Hay. Tons.	Clover. Bush.						Grass. Bush.	Maple. Lbs.	Cane. Hhds. (1,000 lbs.)	Molasses. Gallons.	Wax. Lbs.					Honey. Lbs.				
25	26	27	28	29	30	31	32	33	34	35	36	37	38	39	40	41	42	43	44	45	46	47	48	49	50	51	52				
1											1																200	1			
2	100		30	30	50		20	150			3	6									60				125	230	950	2			
3	00				40			75			2								150		18					30	250	3			
4	00		60	10				100			3								150		20			16	30	75	375	4			
5	25		6					00			1								70		10		10			40	200	5			
6	40							00			4										30				30	75	500	6			
7	40		15		20		10	50			2										35				10	100	400	7			
8	47		40		80			50			6								100		17			200	60	225	1100	8			
9	60		30					100			00										90				50		400	9			
10	10		20		17		30	150			00								125							100	375	10			
11	50	5	8		80		30	100			1	1							100		15	10	300	80		300	950	11			
12	50			10	20		25	100			12										80	5	1000		50	300	1140	12			
13	50		10		20		20	50													30		200		40	170	550	13			
14	90		10		20		20	100			10										120		60		40	160	674	14			
15	40		10	6	6			100			00										28				10	120	320	15			
16		1	25	2	15		20	50																80		60	495	16			
17	50		15	6	5			100			12	10														30	100	360	17		
18	20		25					100			2										40					40	100	330	18		
19	80		12	12	20		20	100			30										200					100	485	19			
20	50	2	40		5		30	150			11										250			120	40	150	700	20			
21	28	1	10				50	60			10										100		30	40	300	75	150	960	21		
22	30		20				50	100													00					40		310	22		
23	00		00					20			00													300				400	23		
24	00							00																	00				40	24	
25	00							00													00			200				300	25		
26	00							00																60				300	26		
27	00		20				10	00																14			70	170	27		
28	00							00																00		140			240	28	
29	100	1	40	5	60		30	400			15																40	400	1400	29	
30	00		10		20		25	200			4	18									100					25	340	1300	30		
31	60		12		60		25	100			8										100					120	200	850	31		
32	00		20				10				2																70	280	32		
33	00		30				15	35			1															12		150	33		
34	25		15		15		10	20																			10	60	360	34	
35	100		50	5	200		25	200			10	2												300	200		200	1620	35		
36	12		200					110																			100	185	36		
37	00										00																		275	37	
38																													450	38	
39	16		25	5	30		35	50																				120	200	650	39
40			25		30		10	100			2																	200	700	40	
	103	10	833	95	893		520	3060			145	34								1345				838	15	900	361	877	1425	21694	

\* This will include only such cheese as is made upon the farm. Milk sent to cheese factories will be regarded as milk sold off the farm.



SCHEDULE 3.—Productions of Agriculture in Sugar Creek Township in the County of Randolph, in the Post Office: Baird



Name of Agent, Owner, or Manager.	ACRES OF LAND.			PRESENT CASH VALUE.		Total amount of wages paid during the year, including value of board.	LIVE STOCK, JUNE 1, 1870.								PRODUCE DURING THE YEAR.									
	Improved.	UNIMPROVED.		Of farm.	Of farming implements and machinery.		Horses.	Mules and Asses.	Milk Cows.	Working Oxen.	Other Cattle.	Sheep.	Swine.	Value of All Live Stock.	WHEAT.		Rye.	Indian Corn.	Oats.	Barley.	Buckwheat.	Rice.	Tobacco.	
		No.	Wood-land.												Other unimproved.	Dolls.								Dolls.
1	2	3	4	5	6	7	8	9	10	11	12	13	14	15	16	17	18	19	20	21	22	23	24	
1. Leaver H. Boucher	18			900	15	75	2	1				2	280				125							1
2. Owens H. J.	50			500	100	300	3	2	2			7	350		20	20	250	300					2000	2
3. Roberts Henry	188	120		6000	200	200	8	2	5	2	4	20	20	1000		15	15	750	150					3
4. Kelly Thomas	266	40		8200	200		4		15		17		27	1000		280		70	120					4
5. Baird John C.	150	170		9000	100	75	5	1	6		3	24	20	850		160		180	150					5
6. Tedford Sam. S.	8 1/2			800			1	2	1					300										6
7. Boyd Thomas	120	80		4000	250	50	5		4		5		2	650		100		50	40					7
8. Skinner B. B.	12	28		1200	35	150	3		3				10	14	400		30		50					8
9. Moody Geo.	80	20		4000	300	250	10	2	2		100	75	25	4500			40	1500	1000					9
10. Horner J. S.	200	385		15000	100	200	2	2	3		1		12	500		20		50	20					10
11. Rice John	20	25		2000	100		2		4		3	20	30	500		50		60	100					11
12. McKinsie W. L.	20	10		80	70	80	2		1		1		11	200		10		150	300					12
13. Ketch David	2	38		400	100		2		X		X			150										13
14. Patton S. B.	358	150		10000	250	400	4	2	6		15	12	30	1200		75		500	600	20				14
15. Terrell John R.	280	30		6000	250	330	4	2	4		5	22	30	2000		70		350	600					15
16. Capp Shadrack	40			1200	100	30	3		1	2	20	6	2	800		12		375	150					16
17. Terrell B. F.	30			900	30		4		1		1		12	350		50		200	100					17
18. Terrell Benj.	200	40		7000	100	170	6	2	4		6	50	12	800		40	30	250	300					18
19. Drayle Wm.	80	20		5000			5		2					500										19
20. Jones D. H.	105	20		2500	30		2		2		1	14	5	350		50		300	200					20
21. McKinsie James	250	100		18000	600	900	8	2	7		7	60	60	1300		20	40	2500	1500					21
22. Conus S. M.	50	12		3000	50		7		4		4	25	6	700		18		500	50					22
23. Terrell James	100	20		4000	60		5		3		4	30	7	650		80	10	500	100					23
24. Dewskind M. H.	80	120		6000	100		4	2	4			3	2500		60	25	500	150						24
25. Jones Alexander	100	112		5000	100	30	3	3	4		4	25	4	750		2	130	150	400					25
26. Girard Adam	285	140		14000	250	720	7	23	5	2	5	25	15	2400		60	225	750	600					26
27. Gaines J. L.	240	60		12000	300	400	7	2	5		23		15	1200		50	85	500	400					27
28. Deaconess Alf.	8	32		1200	5		2		1			4		250		80		150						28
29. Gaines W. H.	25	15		800	75		2		2		1	3	6	250		68		100	50					29
30. Meale Albert	40	40		1600	75	30	2		5		6			450		30			50					30
31. Meale James B.	200	400		14000	100		1	5	4		4	23	20	900		35		150	200	20				31
32. Owens Eli	140	180		12000	200	200	4	2	2		2	30	12	800		60	60	250	200					32
33. Meale Wm. J.	80	40		3000	75		2	2	4		15	15	18	900		20		250	100					33
34. Dennis Julius	200	80		8000	200	130	5	1	12		28	20	25	2400				300	200					34
35. Swinney Martin	100	40		3000	150		5	1	2			6	9	700				400						35
36. Settle W. H.	120	40		3500	150		5		2			20	15	600		75		250	200					36
37. Settle J. H.	114	27		3500	100	70	3	1	2		1	15	3	500				150	150					37
38. Kimbrow S. C.	150	130		8000	300	50	8	12	5		10	50	30	2500		15	200	50	200	300				38
39. Beal Wm. J. B.	160	67		6500	300	30	7	1	6		43	20	30	2000		100	100		500					39
40. Stepp J. A.	40	20		1400	75		5		1			15	15	500		50	20	250	325					40
	4811	2901		213180	5395	4870	104	91	144	6	324	640	558	37000		110	1844	104	13510	9900				2000



State of Missouri, enumerated by me on the 21<sup>st</sup>, 22<sup>nd</sup> & 23<sup>rd</sup> day of June, 1870.  
J. J. Dameron, Ass't Marshal.

YEAR ENDING JUNE 1, 1870.

Cotton.	Wool.	Pean and Beans.		POTATOES.		Orchard products.	Wine.	Produce of Market Gardens.	DAIRY PRODUCTS.			SEED.					SUGAR.			BEES.		Forest products.	Value of Home Manufactures.	Value of animals slaughtered or sold for slaughter.	TOTAL VALUE.				
		Irish.	Sweet.	Butter.	Cheese.*				Milk sold.	Hay.	Clover.	Grass.	Hops.	Hemp.	Flax.	Flax seed.	Silk cocoons.	Maple.	Cane.	Molasses.	Wax.					Honey.	Dolls.	Dolls.	
Bales (450 lbs.)	Lbs.	Bush.	Bush.	Bush.	Dolls.	Gallons.	Dolls.	Lbs.	Lbs.	Gallons.	Tons.	Bush.	Bush.	Lbs.	Tons.	Lbs.	Bush.	Lbs.	Lbs.	Hhds. (1,000 lbs.)	Gallons.	Lbs.	Lbs.	Dolls.	Dolls.	Dolls.	Dolls.		
25	26	27	28	29	30	31	32	33	34	35	36	37	38	39	40	41	42	43	44	45	46	47	48	49	50	51	52		
		3	11		10						2												10				150		
																												200	
	50	2	20	6	10			50		20	6															300	900		
					120			15	250		10												40	32	120		765		
	90		20		100			150			10													100		240	850		
																											75		
			20		35		15	80			50															140	600		
	13		6					150			4											14		650	10	148	900		
	300		20	3	3		10	20			50		20													200	1800		
					10		10	100			10															200	850		
	100		30					300		400	3													20	50	250	678		
			20		40			50																60	30		888		
																								300			400		
	40		15		50			100			30															250	1000		
	90		15		25			150			20															150	960		
					15			50			8														20	150	415		
			50					50		20														100		200	280		
	175		40		80			50			18															100	680		
																											60		
	30		50					100																		50	175	570	
	100		100		150		150	350			50													600	100	140	600	8700	
	33		25		20		15	100		100												8	40		9	45	220	725	
	30		60		50		10	150		100	1											25	300		25	150	780		
	14				50		10	100		5												18			12	8	80	390	
	80							200			30															7	30	150	1025
	60		20		100		20	200			50																300	1550	
			30		20		20	200			30																150	200	1100
	15						5	30																				160	
			10					50																			70	270	
								100			3														80		70	260	
	100		12	10	15			100			10													100			175	520	
	85		40	30	75		10	100			25																300	970	
	40		10		6			100			12		1														650	1300	
	100		17		40			400			40																730	460	
			50				20	100																			150	460	
			60		20		30	100																			180	650	
	34		30		25			100																	40		180	490	
	75		20		20			200			20																20	200	890
	43		3				40	200			12																70	150	890
	40		6				5	100																				100	500
	100	5	500	49	1050		385	4500		600	500		21										100	100	100	530	4000	8800	

\* This will include only such cheese as is made upon the farm. Milk sent to cheese factories will be regarded as milk sold off the farm.

29685



SCHEDULE 3.—Productions of Agriculture in Sugar Creek Township, in the County of Randolph, in the

Post Office: Gairo



1	ACRES OF LAND.			PRESENT CASH VALUE.		7	LIVE STOCK, JUNE 1, 1870.								PRODUCE DURING THE YEAR.							24			
	Improved.	UNIMPROVED.		Of farm.	Of farming implements and machinery.		Horses.	Mules and Asses.	Milch Cows.	Working Oxen.	Other Cattle.	Sheep.	Swine.	Value of All Live Stock.	WHEAT.			Indian Corn.	Oats.	Barley.	Buckwheat.		Rice.	Tobacco.	
		No.	Wood-land.												Other unimproved.	Dolla.	Dolla.								No.
1	Orbitum J. L.	200	40		4800	100		9	1	4	2	3	25	25	1200	18	20	30	400	400				960	1
2	Grider C. H.	120	40		3500	100		6	2	2		8		2	700		68		500	50					2
3	Coxworth R. H.	40			1600	100		3		3		3	14	4	400				70	40					3
4	Galbraith J. N.	200	120		6000	100		3	4	3		1	12	7	1000	73			900	550					4
5	Mason Martha	50	110		3000	50		6	1	2		2	15	14	500		20		250	150					5
6	Strother J. M.	75	40		3900	20		1	3	2		1	8	11	700		33	30	25	150					6
7	Strother Benj. H.	18	22		900	20		5		2		2	8	20	650		30	30	25	150					7
8	Griffith L. B.	160	80		7000	100	100	2		4		6	15	14	500	11	60		130	700				2400	8
9	Berke Grandison	140	140		5600	80	30	3		2		3	35	14	600		85	20	300	300				2500	9
10	Cottonham G. H.	150	40		4000	100		8	3	4		16	16	20	1800		70		350	200					10
11	Bauke J. J.	80	40		2500	150		7		2		1		19	700										11
12	Mathews John B.	200	80		7000	300	250	10		4		10	20	25	1200		100		500	500					12
13	Meale Rott.	40	40		1200	75			2	4		3	10	10	475					200					13
14	Lean John H.	100			2500	60		4		1			14	12	560										14
15	Meale John H.	20	38		600	50		4		2				2	350		13	35	50	40					15
16	Moberly Wm. B.	30	10		800	50		2		2		2	3	10	350		10	12	100	150					16
17	Meale John H.	80	40		3000	100	60	2	22	3		3		10	1800				150	200					17
18	Moberly John H.	100			2000	100		4	3	4		3	14	13	400				125	125					18
19	Moberly J. M.	40			800	50		1	2	2		1	8	2	350		40		125	75					19
20	Meale Hildah	100	140		4000	50		3		2		1	12	10	400			15	100	100					20
21	Ragsdale John	95	45		3800	100	100	9	2	5	4	5	35	60	1640		200		1750	300					21
22	Norton B. H.	90	160		4000	30		1		1			20	12	200		60	25	375	400					22
23	Bartlett Charles	40			1600	30		5	2	1		1		24	400				250						23
24	Grigor & Gordy	140	140		5000	300		2	4	3		6		14	1100		207	144	200	370					24
25	Blaker Wm.	20			800	30	20	2		2			13	7	300		22		250	120					25
26	Day Wm. D.	12	58		1000	50		1		3		3	7	300		4		400	80					600	26
27	Day Charles	15	55		1000	30		3		2		4	6	10	400		5		400	80				600	27
28	Day Malitta	45	75		1200	30		1		2			14		150				200	40					28
29	Rollins Valantine	360	180		11000	250	400	7	5	3		30	20	8	1800			30	250	30					29
30	Culp H. C.	80			1600	100	2	2							200				500	500					30
31	Jackson Geo.	4	96		1200	100		2						1	160				50	60					31
32	Vaughn W. J.	30	90		1000	100	50	2		1		3		10	250										32
33	Roberts Wm. H.	188	80		10500	800	250	7		10		4	2	35	1600				750	15					33
34	Quinn E. A.	80	40		4800	40		3		2		1	9	8	350				150	100					34
35	Parish C. B.	40	20		2500	70		7	1	3		1	23	13	650				25	150					35
36	Baker J. J.	40	20		1500	5		2		1			11	9	200		30	83	125	40					36
37	Craus James	120	260		8500	100		4	1	3		1	14	12	300				500	50					37
38	Lane J. G.	40	115		1700	60		5	2	2		4		7	600	12			250	60					38
39	Chilton C. J.	120	80		2500	250		3	2	2		4	5	4	600		75	20	250	200					39
40	Lewis Thomas	400	300		11000	300	350	13	5	6	4	20	150	50	2500		130		1400	700					40

3942 2114 137600 4030 1560 64 68 100 10 191 32 213 35335 114 1011 476 1975 435 177060



State of Missouri, enumerated by me on the 23<sup>rd</sup>, 24<sup>th</sup> & 25<sup>th</sup> day of January, 1870.

J. J. Dameron, Ass't. Marshal.

YEAR ENDING JUNE 1, 1870.

Cotton. Bales (50 lbs.)	Wool. Lbs.	Peas and Beans. Bush.	POTATOES.		Orchard products. Dolls.	Wine. Gallons.	Produce of Market Gardens. Dolls.	DAIRY PRODUCTS.			SEED.			SUGAR.			BEES.		Forest products. Dolls.	Value of Home Manufactures. Dolls.	Value of animals slaughtered or sold for slaughter. Dolls.	Estimated value of all farm produce, including bet- tens to stock. Dolls.							
			Irish. Bush.	Sweet. Bush.				Butter. Lbs.	Cheese.* Lbs.	Milk sold. Gallons.	Hay. Tons.	Clover. Bush.	Grass. Bush.	Hops. Lbs.	Hemp. Tons.	Flax. Lbs.	Flax seed. Bush.	Silk cocoons. Lbs.					Maple. Lbs.	Cane. Hhds. (1,000 lbs.)	Molasses. Gallons.	Wax. Lbs.	Honey. Lbs.		
25	26	27	28	29	30	31	32	33	34	35	36	37	38	39	40	41	42	43	44	45	46	47	48	49	50	51	52		
1	70		10		40		10	150			18										30		150			125	875	1	
2			10				15	10			12															200	800	2	
3	23							100			2															80	150	3	
4	28		8		8			100			8												70			150	900	4	
5	30							50														20			20	60	300	5	
6	20		15				10	100			11															40	310	6	
7	16							100			11																	250	7
8	61		15	3			25	150			8	4										35				175	900	8	
9	100		100	10	40		40	200			5												300	40	100	1000	9		
10	50		40				15	200			10											10	80	50	160	700	10		
11								40																	20		250	11	
12	130	2	50		200			200			24														75	400	1400	12	
13	4		15	5				75			5												50	20	100	300	13		
14	40							20																6	50	290	14		
15			3				10	50			2													40	50	350	15		
16	8		10				10	50			4											40		25	10	50	360	16	
17			6		70			100			30												20			120	365	17	
18	46							100			6															120	350	18	
19	40		25					100			3											20			20	110	330	19	
20	40		20		50			100			10															15	100	375	20
21	200		50		12			400			10															150	400	2000	21
22	50		75					50			1														30	200	675	22	
23			20				10																				800	200	23
24			80		15		10	200			3														15	150	750	24	
25	33							70																		15	100	450	25
26	12		5					50			2	2														8	120	500	26
27	20		5					100			2	2														8	147	500	27
28	30										2	2														12	40	200	28
29	57		20		200			300			60													100	30	500	900	29	
30			25	10	25		25	50			2																180	725	30
31			60		5		5	20																			40	350	31
32																								500				600	32
33					15			300																			100	400	33
34	50				10			150																		35	90	300	34
35	100		20					200																	15	80	300	35	
36	50		13	8	20		10	75			20																50	400	36
37	20		10		20			500			9															5	200	625	37
38			40		5			100			4															7	100	300	38
39	18		20					50			4																100	450	39
40	900		100		30			400			20															100	300	2200	40
	2239		876	36	700		195	5010			308																	24080	

\* This will include only such cheese as is made upon the farm. Milk sent to cheese factories will be regarded as milk sold off the farm.



SCHEDULE 3.—Productions of Agriculture in Sugar Creek Township, in the County of Randolph, in the Post Office: Gairo



Name of Agent, Owner, or Manager.	ACRES OF LAND.			PRESENT CASH VALUE.		Total amount of wages paid during the year including value of board.	LIVE STOCK, JUNE 1, 1870.								PRODUCE DURING THE YEAR.									
	UNIMPROVED.			Of farm.	Of farming implements and machinery.		Horses.	Mules and Asses.	Milch Cows.	Working Oxen.	Other Cattle.	Sheep.	Swine.	Value of ALL live stock.	WHEAT.		Rye.	Indian Corn.	Oats.	Barley.	Buckwheat.	Rice.	Tobacco.	
	Improved.	Woodland.	Other unimproved.												Spring.	Winter.								
	No.	No.	No.												Bush.	Bush.								Bush.
1	2	3	4	5	6	7	8	9	10	11	12	13	14	15	16	17	18	19	20	21	22	23	24	
1 Stebens J. A.	40	80		1400	20		3	1				19	300	30	25	10	200						900	
2 Slater J. J.	40	40		1200	40		3	1					300				50							
3 Schoaling R. H.	110	110		3000	75		2	1	2		8	6	350				125							
4 Donlany Joseph	50	30		1200	75		5	2	2	2	10	20	700	20			100	150						
5 Rutke C. M.	40	30		1000	5		4	1				8	250		18		250	300						
6 Hef Lane	50			700	30		5	2	2	24	7	400	17	24			500	150						
7 Gray C. J.	46	30		1000	15		3	1			5	3	200	17	8		250	80						
8 Quisenberry J. H.	40	10		1000	30		3	1	3	16	3	200		6			100	30						
9 Embree Thom. B.	20	30		750	140	150	5	3			25	6	400				50	75						
10 Hopper Thomas H.	80			1200	20		2	2				7	350				200	75						
11 Quisenberry J. B.	110			2000	40	100	6	2	5	5	5	800		32			600	400						
12 Motley Wm.	240	80		7000	100	300	8	7	6	3	20	15	1900	84	16	38	1000	500						
13 Motley Jason	140	50		3000	75	75	3	2	6	16	32	30	1000		100	35	700	100						
14 Wilson J. M. K.	80	40		2000	60		2	2	2	20	8	400		80	134	100	250							
15																								
16																								
17																								
18																								
19																								
20																								
21																								
22																								
23																								
24																								
25																								
26																								
27																								
28																								
29																								
30																								
31																								
32																								
33																								
34																								
35																								
36																								
37																								
38																								
39																								
40																								
		1100	530	6650	765	625	57	15	29	33	100	134	450	168	309	214	250	2110					900	







SCHEDULE 3.—Productions of Agriculture in Union Township, in the County of Randolph, in the  
 Post Office: Cairo



Name of Agent, Owner, or Manager.	ACRES OF LAND.			PRESENT CASH VALUE.		Total amount of wages paid during the year, including value of board.	LIVE STOCK, JUNE 1, 1870.								PRODUCE DURING THE YEAR.									
	UNIMPROVED.			Of farm.	Of farming implements and machinery.		Horses.	Mules and Asses.	Milch Cows.	Working Oxen.	Other Cattle.	Sheep.	Swine.	Value of all live stock.	WHEAT.		Rye.	Indian Corn.	Oats.	Barley.	Buckwheat.	Rice.	Tobacco.	
	Improved.	Woodland.	Other unimproved.												Spring.	Winter.								Bush.
1	2	3	4	5	6	7	8	9	10	11	12	13	14	15	16	17	18	19	20	21	22	23	24	
Baxter Wm	240	80		4500	100		10	2						600		60	40	350	150					
Nicole J. Jr.	65	75		1500	100		4	1	3			14	16	500		50	30	500	100					
Christman J. R.	75	64		2000	700		4	3	3			15	2	600	30	50	20	500	40					
Slip Michael	210	85		6000	100		7	6		3			40	900		50		500	175					
X X																								
Kerner J. H.	40	40		800	100		4	1	1					500										
Hartfall John P. G.	15	45		600	20		1	1	3	2	2	10	14	550		30	50	100						
Blank Elizabeth	30	90		1200	20		4		1					250		21	12	500						
Austin Mahala	80	50		1000	10		5	2	1				19	6	660			70						
Kitchin Whaler	12	28		400	40				2	1				200		40		30	20					
Nichols J. H.	46	14		600			1		1					100				20	10					
Kitchin Richard	80			100	20		3		2		3	7	13	400	16	40	40	150	90					
Nobley Gray	5	35		500	50		4		1				9	8	300		50	20	200	50				
Ball Valentine	31	10		600	30		3		2		3	8	16	400	8	16	10	300	100					
Guthrie H. S.	25	55		1000	175		2							100										
Brooks J. H.	75	83 1/2		2000	50		5		3		2	18	12	400		50	50	200	50					
McNear J. H.	40			720	40		2		2				2	13	220		40	60	250	50				
Vaughn J. R.	22	50		800	5		2	2	2			1	7	10	400									
McNear Alfred	40			500	20		1				2		20	150				250	70					
Hard James R.	45	67		1500	25		2		2		6	4	5	400		18		200	100					
Brownama Rama	100	100		8000	75		3		2		3	18	8	400		52	100	200	120					
Blank James S.	80	40		2000	100		6		2	3			11	200	600		80	300	100					
Carpenter J. M.	240	200		7000	75		7	3	3		4	80	22	1500		175		150	400					
Myers David	120	80		2500	30		8		3		1	26	13	800		30	15	300	100					
Brown C. R.	120			2000	250	300	2		2				38	9	400				300	70				
Hartfall J. H.	80	77		2500	200		2		1		1	10	6	300		56	5	20						
Smith Wm	15	65		1000	100		2	2	2		1		15	400		40	5	60	80					
Givens Robt.	40	20		1200	100		4	2	2		3	46	16	800		8	70	25	200					
Hartfall J. C.	80	77		2000	100		5		2		1	20	6	600		50	15	350						
Ball Joseph R.	65	95		2000	20		3		1		2	6	8	400		84		100	120					
Degarmo Paul	40	20		2000	70		5	1	1		1	12	16	400		30	10	300	150					
Hight James H.	70	25 1/2		1500	70		1		2				14	300		3	85	40	100	200				
Hanson Robt. D.	130	54		2000	70	100	2		3		1			300		218	25	12	100					
Ray Joseph A.	430	80		8000	1000	300	10		14		22	75	14	3000		40		250	700					
Orin J. C.	60	65		2500	75		5		3		2	12	10	500		18		75	100					
Blank J. C.	60	56		1500	150		1	3	2				13	13	500		46	6	125	100				
Burton John E.	160	40		3000	100		4	3	4		5	20	35	700		40		500	750					
Campbell V. C.	80	40		2000	100		5		1				7	2	400									
Holt Wm G.	500	250		12000	600	300	1		7		15	84	30	200		120		300	150					
Turner B. G.	160	144		6000	250	70	5	4	5		8	50	8	1000	120	20		200	250					

3121  
 2441  
 92500  
 1330  
 1070  
 1430  
 98  
 5  
 92  
 143  
 131  
 1330  
 185  
 189  
 658  
 5032  
 8853



State of Missouri, enumerated by me on the 29th & 30th day of June, 1870.

J. D. Damm, Ass't Marshal.


YEAR ENDING JUNE 1, 1870.

Cotton.	Wool.	Peas and Beans.	POTATOES.		Orchard products.	Wine.	Produce of Market Gardens.	DAIRY PRODUCTS.			SEED.			Hops.	Hemp.	Flax.	Flax-seed.	Silk cocoons.	SUGAR.			BEES.		Forest products.	Value of Home Manufactures.	Value of animals slaughtered or sold for slaughter.	Estimated value of all farm production including betterments and additions to stock.			
			Bales (50 lbs.)	Lbs.				Bush.	Bush.	Bush.	Dolls.	Gallons.	Dolls.						Lbs.	Lbs.	Gallons.	Tons.	Bush.					Bush.	Lbs.	Tons.
25	26	27	28	29	30	31	32	33	34	35	36	37	38	39	40	41	42	43	44	45	46	47	48	49	50	51	52			
			12	20				100			1															40	200	650	1	
	40		15	25				200			4											20	25		30	140	650	2		
	60		20	10				150			8											42			70	70	600	3		
	160		10	10				50			20												50			100		575	4	
																													5	
							12																						6	
	30							50														15		10		40		200	7	
			20	10				50			2											40		35		30		600	8	
	30		20	15																					80	60	60	250	9	
								50																	35		20		300	10
			2					20																					20	11
	50				20			100			6														20		20		350	12
	40							50			1														70		50		400	13
	30		6					100			1											20		20		20	100	425	14	
																									100				200	15
	90		20					50			1											30			30	80		360	16	
	12				5			75																			150	425	17	
	25																								50				75	18
			10		30		25				7																	180	380	19
	30							50			3												20		9		80		300	20
	50		75	20	20		10	30			12											10		75	5	240		1200	21	
	40		30	20	20		10	75			5											40			60	200	650	22		
	500		30		50			100			8															140	25	200	1000	23
	75		6	6	25			100			7														100	50	140	600	24	
	100		50	15	50			200			10																180	500	25	
	30		20					50			1											10			10	40		300	26	
			5		10			30			1												5			150	70	400	27	
	100		30		20						5												9			20	200	450	28	
	60				30			50			8											10				50		300	29	
	36	1	25		10		10	30			5															75	100	400	30	
	20		10					25			3											10			15	80		350	31	
			5	40				50			2															75		425	32	
			50	10	40		10	50			6														50		120	525	33	
	300		300	5	10		25	1500			15											100		250	25	300		1200	34	
	36		50		40		20	100			1														45		60	300	35	
	30		20		20			100			1											5			100	80		450	36	
	60		100		50		50	150			20											25			40		240	900	37	
	25							20																					15	38
	650		75		100		25	200			30															75	15	500	1000	39
	160		15		40			200			10																40	200	600	40

\* This will include only such cheese as is made upon the farm. \* Milk sent to cheese factories will be regarded as milk sold off the farm.



SCHEDULE 3.—Productions of Agriculture in Union Township, in the County of Randolph, in the Post Office: Carroll



1	ACRES OF LAND.			PRESENT CASH VALUE.		7	LIVE STOCK, JUNE 1, 1870.								PRODUCE DURING THE YEAR.								24			
	2	UNIMPROVED.		5	6		8	9	10	11	12	13	14	15	WHEAT.		19	20	21	22	23					
		3	4												16	17										
Name of Agent, Owner, or Manager.	Improved.	Wood-land.	Other unimproved.	Of farm.	Of farming implements and machinery.	Total amount of wages paid during the year, including value of board.	Horses.	Mules and Asses.	Milk Cows.	Working Oxen.	Other Cattle.	Sheep.	Swine.	Value of all live stock.	Spring.	Winter.	Rye.	Indian Corn.	Oats.	Barley.	Buckwheat.	Rice.	Tobacco.			
	No.	No.	No.	Dolls.	Dolls.	Dolls.	No.	No.	No.	No.	No.	No.	No.	Dolla.	Bush.	Bush.	Bush.	Bush.	Bush.	Bush.	Bush.	Lbs.	Lbs.			
1 Robert J S	370	20		8000	100	600	9	5	4		31	20	35	1400		20		200	200						1	
2 Hoag John	150	30		3000	100	50	7	2	4		10	30	13	1000	20	30		500	900						2	
3 Wallace Wm	115	160		5000	400		5		2		3	35	10	600		75	14	250	350				800		3	
4 White J G	16			300	8		2		2		1	4	13	300				70	70				1000		4	
5 Smothers N	140	135		5000	75		2	2	1				6	500	20	85	10	250	75					1500	5	
6 Manning J W	50	43		1500	50		4	1	1		2		4	500		20	70		150						6	
7 G. Lea Wm	70	80		2000	100	150	6	1	6	2	16		15	1400	76	70	130	25	250						7	
8 Harned Lem	150	45		5500	150	100	11		5		9	25	300	2000		10	12	250	150						8	
9 Beard A W	185	249		10000	20		3	1						250				150	200						9	
10 Jack Sam Presto	56			1000	100		2	3	1			21	15	600		135			640						10	
11 Newton H L	65	45		2000	40		2		1				3	300				50							11	
12 Bogges J P	70	50		2000	100	35	4		1		1	3	11	500		25		175	150						12	
13 Heatherton M	80	80		3000	100		6		3		2	20	15	800		50	20	125	100					800	13	
14 Rice B P	210	40		4000	100		5	1	2		2	23	14	800		27		150	50						14	
15 Vince J N	330	40		6000	100		4		1		22		20	1100		7		750	500						15	
16 Hall A H	300	40		6000	50		9	1	5		5	40	30	1100		60	34	300	330						16	
17 Stingle Edward	420			8000	250		5	1	4		8	14	12	1000											17	
18 McCartney S S	120			2000	100	100	4	3	5		5	11	5	800		160	60	25	10						18	
19 Burton G M	315			6000	600		13	20	2		8	90	30	4000		100		325	300						19	
20 Amick A P	120			2000	100		5	5	4			30	10	1000		65	100	350	200					350	20	
21 Eastwood J W	150			2500	50		3		2			13	2	400		45		500	100					600	21	
22 Adams J W	80	40		2000	40		6	2	2			20	15	700		30	30	125							22	
23 Steel Wm M	120	35		3000	100	40	5	2	4		5	50	24	1300		40	60	375	300					500	23	
24 Sweetnam J	145			2500	75	175	5		1			25	11	500		111		375	300					3000	24	
25 Steel John	25	28		1000			2							100		75		200	100					1200	25	
26 Sweetnam Geov	25			500	50	50	1		1			15	5	300		65		150	125					500	26	
27 Newton J H	240			4000	50		2	5	3	4	2	30	16	2000				75							27	
28 Smith John W	20	20		2000	15		4							200				250							28	
29 Matthews S G	154	6		3000	100		5	1	4		2	20	20	800		20	16	500	300						29	
30 Bennett Robt	60			1000	15		4		1					400		24	27	250	10						30	
31 Bennett John S	130	30		2500	100		4		1		2	15	12	500		70	100	125							31	
32 Bennett James	25			400	30		4		2		1	16	15	400		23	8	125	110						32	
33 Wright W	60	150		1800	60		7	2	6		6	26	12	1300	15	15		250	25					1100	33	
34 Smith Augustin	100	180		4000	20		3		1			12	10	300	14	20	10	25	110						34	
35 Proctor Sabney	80	38		2500	100		3		3		1		6	450		25	40	250	250						35	
36 Johnson W C	80	40		2000	100		2		2		2	16	5	500				25	100	300					36	
37 Johnston A J	160	40		4000	150		3	1	6		9	10	11	1000	23			125	500						37	
38 Snodgrass A H	60			1200	100		9	4	4		8	26	26	1500		40		200	30					600	38	
39 Rogers J S	40	10		1000	100		2	1	2				6	400		26		200	30						39	
40 Sewell A L	375	30		8000	430		12		6		2		20	15000											16450	40
	5200	1700		31200	3968	1250	201	64	105	6	165	654	742	34600	168	1526	460	8140	8215							



State of Missouri, enumerated by me on the 18<sup>th</sup> day of July, 1870.

D. J. Demm, Ass't Marshal.

YEAR ENDING JUNE 1, 1870.

No.	Cotton. Bales (50 lbs.)	Wool. Lbs.	Peas and Beans. Bush.	POTATOES.		Orchard products. Dolls.	Wine. Gallons.	Produce of Market Gardens. Dolls.	DAIRY PRODUCTS.			SEED.			Hemp. Tons.	Flax. Lbs.	Flax-seed. Bush.	Silk cocoons. Lbs.	SUGAR.		BEES.		Forest products. Dolls.	Value of Home Manufactures. Dolls.	Value of animals slaughtered or sold for slaughter. Dolls.	TOTAL VALUE. Dolls.					
				Irish. Bush.	Sweet. Bush.				Butter. Lbs.	Cheese.* Lbs.	Milk sold. Gallons.	Hay. Tons.	Clover. Bush.	Grass. Bush.					Hoops. Lbs.	Maple. Lbs.	Cane. Hhds. (1,000 lbs.)	Molasses. Gallons.					Wax. Lbs.	Honey. Lbs.			
				25	26				27	28	29	30	31	32					33	34	35	36					37	38	39	40	41
1		80				30				100			15													50	900	1			
2		50		10		50		5		100			9													25	100	1000	2		
3		90				31				100			6													20	100	680	3		
4		12								50																	50	200	4		
5		00		20		00		10		30			9													140	659	5			
6		00		40		20				100																19	60	350	6		
7		00		20		8				100			15													20	100	640	7		
8		100		15		30				50			13													10	300	675	8		
9		00		8				10					14													10		275	9		
10		86			4			10		30			10													00		530	10		
11				10		5				30			6													30		110	11		
12				18						50			6														50	50	300	12	
13		65		15		20				150			6														70	15	580	13	
14		100				30				150			10													00	25	130	445	14	
15		00								00			00													00		160	1285	15	
16		100				25				150			8														30	500	1080	16	
17		40								25																00			40	17	
18		54		4		10				240			6													00		220	490	18	
19		350								50			12															200	800	19	
20		56		50	30	10				50			6													100	25	100	750	20	
21		46				15							6													30	40	150	810	21	
22		50		10		20				50			3													25		120	345	22	
23		125				30				100			5														25	40	200	1120	23
24		75		30		50		25		200			6													50	50	140	770	24	
25		30		20				10		100			00													50	20	75	795	25	
26		60			5	50				200			12													00	50	200	640	26	
27			1	20									1													00		00	220	27	
28		70		15		40		10		100			10															200	580	28	
29				20		30				20			1															7	490	29	
30		45		25		10				100			1													50	20	110	550	30	
31		30								100			2													50	15	60	380	31	
32		40		24				10		100			6															30	100	320	32
33		100		15						300			1															185	370	33	
34		50		10						100			1																	285	34
35		30								100																6				360	35
36		35								100																				265	36
37		75		10						100			7													20	80	25	140	690	37
38																														190	38
39		25		13						75			3															25	40	360	39
40										80																				225	40
		2079	1	100	39	514		90		3570			209												532	130	145	357	4500	11248	

\* This will include only such cheese as is made upon the farm. \* Milk sent to cheese factories will be regarded as milk sold off the farm.



SCHEDULE 3.—Productions of Agriculture in Union Township, in the County of Randolph, in the Post Office: Cairo



1	ACRES OF LAND.			PRESENT CASH VALUE.		7	LIVE STOCK, JUNE 1, 1870.								PRODUCE DURING THE							24	
	2	UNIMPROVED.		5	6		8	9	10	11	12	13	14	15	WHEAT.			19	20	21	22		23
		3	4												16	17	18						
Name of Agent, Owner, or Manager.	Improved.	Wood-land.	Other unimproved.	Of farm.	Of farming implements and machinery.	Total amount of wages paid during the year, including value of board.	Horses.	Mules and Asses.	Milk Cows.	Working Oxen.	Other Cattle.	Sheep.	Pigs.	Value of All Live Stock.	Spring.	Winter.	Rye.	Indian Corn.	Oats.	Barley.	Buckwheat.	Rice.	Tobacco.
	No.	No.	No.	(Dolls.)	(Dolls.)	(Dolls.)	No.	No.	No.	No.	No.	No.	No.	Dolls.	Bush.	Bush.	Bush.	Bush.	Bush.	Bush.	Bush.	Lbs.	Lbs.
Musick J D	40	37		1500	75		4	2				8	12	500		50		750	20				
Walton Allen	230	99		6000	250	100	6	1	9	2	30		10	2000				50					
Hannah Ralt	100	110		4500	50	100	5	6		3	25	18	200		30			200	200				
Ebea J S	100			2000	100	70	2	1		2			11	400									
Coats J P	520	40		10000	150	250	8	5	5	2	27	30	50	2000		140		500	500				
Coats Green	40			800	100		4	2				10	40	500				750	40				
Vines Joseph	240	80		6000	200		6	3	5			30	20	1000		20	10	1000	150				
Cunningham B J	155	135		6000	100		3	3		1	20	7	500					150	100				
Guy Edwin	1000	500		35000	300	500	10	27	10	2	20	300	50	5000			20	750	200				
Chrisman S	240	16		5000	100		10	6	2	4	70	40	1500		20	120	450	400					
Eastwood R E	70	210		4500	75		6	5		2	19	10	900		40	140	250	100					
Hentsell John W	90			4000	50		2	2	1		18	20	8	800		30		250	100				
Hentsell B	70	120		4000	40		3	5	4		17	50	10	1100		40		50	200				
McCampbell J	60	100		3000	40		3	1	2		2	5	5	400		81		125	100				
Harrison J W	20	40		1200	20		1	3	2		1	10	5	400		20		50	200				
Harrison Henry	57	50		2000	100		5	3	3		4	10	6	750		50		200	400				
Harrison J E	20	16		800	10		2	2		3	10	7	300										
Anderson Thom	180	65		5000	150		5	3		8	12	16	600	30	27	20	30	180					
Earley Wm J	100	100		4000	50			2	1				7	150				150	150				
Duwall Levey	100	50		2000	50	20	2	2	2		5		18	400	9	15	50	250	300				
Peter Clement	40	10		1000	100	30	3			1		10	200				60	250	75				
Keck Henry	8	32		400	70		2						100										
Casper Peter	90	40		2000	200	20	1	2		2		12	250				50	20		5			
Watts Elijah	80	93		3000	5		1	1		4			150										
Wright J H	600	70		12000	500	50	20	15	8		14	40	30	4000		15	70	625	360				
Hall B R	23			500	20		3	2		1		10	300					200					
Holaway Jot	25			500	50		3	2		1	30	8	400		70		100	40					
Alexander James	300	200		10000	200		14	2	5	2	8	30	40	1600		50	15	150					
Burton G G	373	40		8000	200	20	7	3	5		3	26	29	1400		100		500	200				
Smith Sally	80			1000	75		5	3	5			20	12	800		50	50	350	20				
Burton Wm R	260	40		6000	100		2	1					13	300									
Healey C	60	60		3000	5		4	1				10	4	300		55	15	50	20				
Burton L J	65	43		2500	100		6	4	2		2	30	20	1000		100		200	300				
Roby H C	80			1000	40		1	2					10	200		16		200	60				
Miller S B	50	30		1000	150		6	1	1		2	30	9	900		200		750					
Holliday Jch	46	15		1200	35			2	3			23	5	300		26		100	180				
— J G	120			2000	30		3						8	250		44		35					
— D M	120			2000	30		3	7	1					300		90		150	180				
— Thorn J	16			900	15		2	1						300		20		125	120				
Dolland Wm	40			800	50		2	2	1		1	5	8	400		14	14	125	40				
				6030	2439																		
				16550	3805	1140	175	82	115	10	184	573	541	33450	39	1590	643	9945	5090			5	



State of Massachusetts, enumerated by me on the 4<sup>th</sup> 5<sup>th</sup> 8<sup>th</sup> 6<sup>th</sup> day of July, 1870.  
*J. P. Danvers*, Ass't Marshal.

YEAR ENDING JUNE 1, 1870.

No.	CROPS AND PRODUCTS																					TOTAL VALUE. Dolls.								
	Cotton. Bales (450 lbs.)	Wool. Lbs.	Peas and Beans. Bush.		POTATOES. Bush.		Orchard products. Dolls.	Wine. Gallons.	Produce of Market Gardens. Dolls.	DAIRY PRODUCTS.			SEED.					SUGAR.			BEES.		Forest products. Dolls.	Value of Home Manufactures. Dolls.	Value of animals slaughtered or sold for slaughter. Dolls.					
			Irish.	Sweet.	Butter. Lbs.	Cheese* Lbs.				Milk sold. Gallons.	Hay. Tons.	Clover. Bush.	Grass. Bush.	Hoys. Lbs.	Hemp. Tons.	Flax. Lbs.	Flax-seed. Bush.	Silk cocoons. Lbs.	Maple. Lbs.	Cane. Hhds. (1,000 lbs.)	Molasses. Gallons.					Wax. Lbs.	Honey. Lbs.			
25	26	27	28	29	30	31	32	33	34	35	36	37	38	39	40	41	42	43	44	45	46	47	48	49	50	51	52			
1		35		20						100		4									25			35	20	100	540			
2		00								250		34														150	935			
3		75		7		20				50		1											90		90	100	430			
4		00								30																60	70			
5		180		50	6	20				200		20														350	1260			
6		30		11	7					50		20														8	90	540		
7		90		50	3	60				100		10														10	600	1440		
8		80				25				200											70				90	160	470			
9		1200				10				200		2											200			500	1500			
10		280				20		10	100			10													160	25	200	1325		
11		47				75						10														15	100	665		
12		80		12						200		3															70	410		
13		160		15	5	50				200		11													150	15	100	770		
14		00		20	10					200		1													600	130	200	200		
15		40		30						100		4													30	75	50	360		
16		60		70		50				100		6													50	70	100	700		
17		40								30		00																20		
18		100		30	3	60				100		20										5		40	105		180	1255		
19				5						50																	60	230		
20				14	3	30				100		5															100	560		
21				50						50																	100	360		
22		00										00													100			200		
23				200		15				50		10										20						335		
24				00								2													00			185		
25		150		60		100				260		40															150	2900		
26				10						50		00										00					200	340		
27		60		10						100		2														40	65	325		
28		60				25				20		8															100	320		
29		100		5		60				250		20													12		200	960		
30		60		25	15			18	250			1										15			50	150	630			
31		00								00																		25		
32		30		3		10		10	50			1														30	50	225		
33		50		50								2														40	250	900		
34		00								100		2														20	70	320		
35		75		36		75						5														30	75	25	90	1030
36		86		34						65																	25	70	290	
37																												40	100	
38		60	1	10		10				100																	20	100	400	
39																												30	170	
40		16								50																		75	205	

\* This will include only such cheese as is made upon the farm. Milk sent to cheese factories will be regarded as milk sold off the farm.

3194 1 400 790 50 13 38 375 234 20 5 215 320 133 425 6375 24600



State of Missouri, enumerated by me on the 6<sup>th</sup> 7<sup>th</sup> day of July, 1870.  
J. J. Cameron, Ass't Marshal.

YEAR ENDING JUNE 1, 1870.

1	2	3	POTATOES.		Orchard products.	Wine.	Produce of Market Gardens.	DAIRY PRODUCTS.				SEED.		Hops.	Hemp.	Flax.	Flax-seed.	Silk cocoons.	SUGAR.			BEES.		Forest products.	Value of Home Manufactures.	Value of animals slaughtered or sold for slaughter.	Estimated value of all farm production, including vegetables and additions to stock.	TOTAL VALUE.	1		
			Irish.	Sweet.				Butter.	Cheese.*	Milk sold.	Clover.	Grass.	Maple.						Cane.	Molasses.	Wax.	Honey.	Dolls.							Dolls.	
																															Bales (50 lbs.)
25	26	27	28	29	30	31	32	33	34	35	36	37	38	39	40	41	42	43	44	45	46	47	48	49	50	51	52	2			
	40				20		20	20			5-										12					100	300				
	60	10			30		<del>10</del> 100				1											40	20	20		20	230	975-	2		
	60	10			40		<del>10</del> 100				4										15-		40	20	100		500		3		
	60	20			60	20	<del>15</del> 150	150													30	50			25	50	725-		4		
	30	15-					50	50													30					20	180	1000		5	
	60	10	15-				<del>15</del> 150	150			3										15-					50	120	600		6	
	60						150	150			3																200	700		7	
							30	30																			50	110		8	
			30				<del>10</del> 150	150													20						100	600		9	
			10				50	50													15-						150	400		10	
							50	50																25				100	100		11
	75-	15-			40		<del>20</del> 200	200			4										30		40				150	700		12	
	20	2					20				1										2						50	200		13	
	15-						100																			15	120	300		14	
	12																									12	25	175-		15	
	20	5-	15-				50				12																			16	
	1						40																							17	
	40				20		40																					100	250		18
							15-				5-																			19	
			3				50				17																			20	
							150				4										6					20	100	450		21	
					26-		40				11																	50	200		22
					50		150				5-															200	100	800		23	
																														24	
																														25	
																														26	
																														27	
																														28	
																														29	
																														30	
																														31	
																														32	
																														33	
																														34	
																														35	
																														36	
																														37	
																														38	
																														39	
																														40	

Whole No of Pages 8 I certify that they were made according to law and instructions  
J. J. Cameron  
Ass't Marshal

550 130 15 300 20 1555 45 115 90 405 305 23 2015 9485

\* This will include only such cheese as is made upon the farm. Milk sent to cheese factories will be regarded as milk sold off the farm.



SCHEDULE 3.—Productions of Agriculture in *Union Township*, in the County of *Randolph*, in the

Post Office: *Cairo*



1	ACRES OF LAND.			PRESENT CASH VALUE.			LIVE STOCK, JUNE 1, 1870.								PRODUCE DURING THE YEAR.								
	Improved.	UNIMPROVED.		Of farm.	Of farming implements and machinery.	Total amount of wages paid during the year, including value of board.	Horses.	Mules and Asses.	Milch Cows.	Working Oxen.	Other Cattle.	Sheep.	Swine.	Value of All live stock.	WHEAT.		Rye.	Indian Corn.	Oats.	Barley.	Buckwheat.	Rice.	Tobacco.
		No.	Wood-land.												Other unimproved.	Dolls.							
2	3	4	5	6	7	8	9	10	11	12	13	14	15	16	17	18	19	20	21	22	23	24	
1	Bruce D. S.	80	40	2000	25		5	1	2	3	10	12	600		25	20	50	100					700
2	Pollard Thos	35	25	1000	50	120	4	4	2	2	19		800		40	12	500	175					
3	Beane James M.	90	30	2500	100	120	4	2	2		15	20	700	30	40	30	400					1800	
4	Bruce H.	100	20	2500	40		4		2	5	25	16	700		14	50	500	50				3000	
5	Turner Wm. S.	80		1200	50	75	3	2	1	2	12	12	500		40		1000					2800	
6	Houston Wm.	170	170	6500	50		5	4	2	2	19	14	1000		80		100	50				1500	
7	John J.	150		2500	150	50	7	10	2		11	15	8	2500		40		250	200				
8	Jett E. H.	30		600	10		3	1	1				5	400				50	60				
9	Halliburton Wm.	120	40	2000	150	30	6		2				15	600	20	70		150	300			2500	
10	Chubb J. J.	160	40	4000	100		4		1	1			5	500		25		300	100				
11	Bondue L. R.	160	40	4000	250		4	1		4			10	700									
12	Kindle J. H.	160	120	5500	120		9	1	7	2	8	24	8	1500		35	55	375	200				
13	Burton J. H.	80	27	2500	100		2	1	1	2	2	8	5	400				50	40				
14	Osborn Wm.	100		2500	50		6	3	2	3	4	1	800				100	90					
15	Osborn Tyler	100		2500	10		2				3	4	200				150	100					
16	Huntman B. J.	220		4500	150		4	12	3	2	8	12	1200		14		50	30					
17	Daley P. J.	80	70	3500	50		2						1	1200									
18	Norrel John	50	70	2000	50		3		3	3	15	15	500		45	30	100						
19	Lowell C. C.	60		1000	100		3		4				1	300				100					
20	Hays A. J.	190	27	2500	100		5	6	4	15		20	800				150	100					
21	Huntman Benj.	102		1500	100		6	4	2	2	35	12	700	4		10	150	70					
22	John	140		3500	100		2		1				5	200		18	25	25					
23	Thomas Alfred	150		2500	30		2		2				31	200		100	150	400					
24																							
25																							
26																							
27																							
28																							
29																							
30																							
31																							
32																							
33																							
34																							
35																							
36																							
37																							
38																							
39																							
40																							

Handwritten totals at the bottom of the page: 2637, 419, 57300, 1585, 395, 89, 57, 47, 6, 60, 211, 234, 16200, 57, 586, 232, 1600, 2165, 12300