



SCHEDULE 3.—Productions of Agriculture in Clinton Township in the County of Ray

Post Office: Eschmum

Name of Agent, Owner, or Manager.	ACRES OF LAND.			PRESENT CASH VALUE.		Total amount of wages paid during the year including value of board.	LIVE STOCK, JUN 1, 1870.								PRODUCE DURING THE									
	Improved.	UNIMPROVED.		Of farm.	Of farming implements and machinery.		Horses.	Mules and Asses.	Milch Cows.	Working Oxen.	Other Cattle.	Sheep.	Swine.	Value of all live stock.	WHEAT.		Rye.	Indian Corn.	Oats.	Barley.	Buckwheat.	Rice.	Tobacco.	
		No.	Wood-land.												Other unimproved.	Dolls.								Dolls.
1	2	3	4	5	6	7	8	9	10	11	12	13	14	15	16	17	18	19	20	21	22	23	24	
Shreve W B	30	20	100	3000	50		5	2		4	20	1	280		60		100	4						
Kimmer James	40			1000	50	25	2						14	142		40		125					800	
Kimmer William	20			600	30		2	1		1		9	250				200						1500	
Shreve Wilson	25			800	65		5	1		4	6	2	301		80		225	63						
Fergusson William	20		60	1200	20		2			2	12	15	157		18		100	50						
Goodwin Henry	15			100	30		1	2		2			100				250							
Brown William	25		55	800	30		2	1	1			10	200		90		125						2000	
Blain George	14		66	1600	50		2	5		3		10	365		15		280						1000	
Vance Nathaniel C	50		60	822	50	15	2	1				8	8	185		100		250						
Smith Joseph	30	20		1000	100		2	2				10	11	225		55		400						
Vance Godfrey	15		5	350	50		1	2				9	100		20		100						900	
Bates David	160	65		2500	50	20	8	2	2	4	35	30	700		150		600	40					1200	
Hannah J J	80	25	175	8400	175	500	8	3		3	22	25	1042		800		250	500						
Yonckle Robert	10			350	50			2	1			7	270		25		100	200						
Kross Samuel	20		20	800	30		2					5	200		30		150	200						
Heaver Alford	30			600	15		1						100		40		200	100						
Beaugh James	30		10	1000	10	10	3	1				10	315		30		200							
Isely James	15			100	15		2	1				1	100		50		300	100						
Turner Calvin	30		46	1080	150	25	3	2	3		2	30	15	580		100		575	200					
Evans Mary A	160		20	1600	50		2	2				6	6	286		110		200						
Sizemore James	10			400							2	2	40		20		25							
Colevenger Zachariah	30		32	1200	20	12	2	1	2	1	7	11	330		236		350	135						
Coleman Timothy	100		80	3600	400	350	4	5	3		12	20	24	1185		460		2000						
Edwards William	50		70	2400	50	50	6	2		6	16	13	541		170		500	100						
Proctor Eldrige	30		50	1600	40		3	2		3		4	325		86		375	50						
Wall Solomon	60	20	36	2900	30	200		2	3			10	10	450		260		375						
Galligher Lewis	20		20	800	50	20	2	2		2	19	6	265		120		500	30						
Wilson William	10			300	20		1	1				1	115		30									
Wall Furey	90	145	150	6000	250	100	5	4	4		6		40	1315		286		500	100					
Stack Jeremiah	20		20	800	20		1					1	40				200	50						
Pricer Thomas W	80	20	85	2775	30	30	1	5			3	16	27	439		100		300						
Clark Rufus J	40	20	60	2400	30		6	3		1	15	9	695		130		350	100						
Clark Jeremiah	20		20	600	100	20	4	2				14	14	384		45		300	25				400	
Notand Thomas J	15			300			1	1	2				200		30		200							
Blain Thomas H	50		100	2200	100	100	3	4	2		1	14	14	614		140		300	100					
Zornwater Rachel	35		88	2300	20		3	3	3		1	10	500		104		250							
Zornwater Hannah	50		110	2400	100		16	4				20	1100		200		750							
Pipe George P	170	70	215	9000	365	300	4	5	3		7	20	27	1170		1365		1000	375					
Struffer William	45		52	2000	40		2	2	2		1	10	280		370		600	200						
Wall William A	70	10	40	3600	180	100	2	2	2		2	13	12	600		287		720						

1604 415 1167 1527 2916 1877 121 35 67 6 75 313 441 16486 5702 14095 2722 7800

1837

2361

State of *Missouri*, enumerated by me on the *27* day of *June*, 1870.
John J. Bunker, Ass't Marshal.

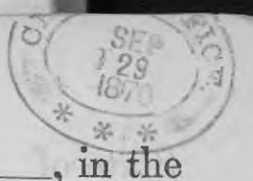
YEAR ENDING JUNE 1, 1870.

Cotton.	Wool.	Peas and Beans.	POTATOES.		Orchard products.	Wine.	Produce of Market Gardens.	DAIRY PRODUCTS.			SEED.			Hops.	Hemp.	Flax.	Flax-seed.	Silk cocoons.	SUGAR.			BEES.		Forest products.	Value of Home Manufactures.	Value of animals slaughtered or sold for slaughter.	TOTAL VALUE.		
			Irish.	Sweet.				Butter.	Cheeses.*	Milk sold.	Hay.	Clover.	Grass.						Maple.	Cane.	Molasses.	Wax.	Honey.					Dolls.	Dolls.
Bales (450 lbs.)	Lbs.	Bush.	Bush.	Bush.	Dolls.	Gallons.	Dolls.	Lbs.	Lbs.	Gallons.	Tons.	Bush.	Dush.	Lbs.	Tons.	Lbs.	Bush.	Lbs.	Lbs.	Hds. (1,000 lbs.)	Gallons.	Lbs.	Lbs.	Dolls.	Dolls.	Dolls.	Dolls.		
25	26	27	28	29	30	31	32	33	34	35	36	37	38	39	40	41	42	43	44	45	46	47	48	49	50	51	52		
	40										4																148	1	
																												153	2
																												170	3
	35																											162	4
	40																								39			226	5
																												125	6
			25																									267	7
																												305	8
	20																											240	9
																												290	10
																												174	11
	100																								43	200		590	12
	48																											654	13
																												100	14
																												140	15
																												130	16
																												153	17
																						40						200	18
	40		25																							88		537	19
																										10		180	20
																												21	21
	17	1	30								2															89		539	22
	36		40		50						24													60		300		1400	23
	30		140								1															75		598	24
																			40									222	25
	29																									10		680	26
	60																								80	30		560	27
																												30	28
																										275		977	29
																												150	30
	40	8	100																						35			442	31
	30		15																80			10						508	32
	30		90																						28			374	33
																												100	34
	15		10																						10	100		454	35
																												253	36
	25																									15		560	37
	38										5														610			2450	38
																												700	39
	49																									120		800	40
	722	9	475		50						36															120	997	1,062	16,698

* This will include only such cheese as is made upon the farm. Milk sent to cheese factories will be regarded as milk sold off the farm.

SCHEDULE 3.—Productions of Agriculture in Camden Township, in the County of Way, in the

Post Office: Bethesda



Name of Agent, Owner, or Manager.	ACRES OF LAND.			PRESENT CASH VALUE.		Total amount of wages paid during the year including value of board.	LIVE STOCK, JUNE 1, 1870.								PRODUCE DURING THE YEAR.									
	Improved.	UNIMPROVED.		Of farm.	Of farming implements and machinery.		Horses.	Mules and Asses.	Milch Cows.	Working Oxen.	Other Cattle.	Sheep.	Swine.	Value of all live stock.	WHEAT.		Rye.	Indian Corn.	Oats.	Barley.	Buckwheat.	Rice.	Tobacco.	
		No.	Wood-land.												Other unimproved.	Dolls.								Dolls.
1	2	3	4	5	6	7	8	9	10	11	12	13	14	15	16	17	18	19	20	21	22	23	24	
1	Griffiths Evan	30	130	4000	50	250	3			1		23	350				250							
2	Haynes Andrew	15	25	650	15		2	2					200		30		200							
3	Wright Joseph	20	17	800	100		1	1					75		45									
4	Floyd Pinkney	25	15	900	125	25	3	2	2	15	19	395					500							
5	Schaefer William	30	10	800	50	10	2	1	2	8	9	240		100		250							200	
6	Haynes Clark	14	26	900	50			1	2	2	2		300				100						700	
7	Sutton Jesse	20	20	1000	30	8	2	2	2	1	20	3	315		80		400							
8	Sutton Zedon	15	25	1000	150	150	2	1	2	1		5	310				200							
9	Nigel Barbara	60	60	2400	75		2	2	2	3	33	9	350		50		200							
10	Lorton Thaddeus	40	40	2000	100				4			2	320		100		500							
11	Sumner Jeremiah	15	20	900	50	30	2	1		3	10	1	185		112		100							
12	Silvers Victoria	16	23	900	10		2	1	2	2	10	6	240		50		100							
13	Hill Ephraim	40	60	2000	35	75	2	4	2				380		150		150							
14	Floyd James	30	15	900	150	75	3	2	2			9	550				550	100						
15	Blain Martha	24	15	1000	20	5	7	2	2	4	10	12	750				250							
16	Broadhurst John	28	32	1300	5	20	6	2	1	4	5	375					250							
17	Kirkpatrick Joseph	30	10	1000	150	100	9	3	4		15	640		250		1000								
18	Blain Hannah	20	40	1200	5		1	1				9	87		40		50							
19	Casper Thompson	20		1400	10		1	2	1	2			150				500							
20	Allen William	10	14	4800	30			1				10	100				150							
21	Quiner John	30	10	900	25				1			6	70		70		50							
22	Blain James W.	25	35	1200	75		1	2	1	2		7	300				150							
23	Bodinger Jacob	40	10	800	80		2	2				7	180				700							
24	Elliott John	15	25	800	60		7	1	1			23	500				100							
25	Settle George W.	20	10	60	25	50	1	1	2	2		5	355				500							
26	Norvell Elizabeth	20	20	1200	15		2	2				6	275				750	200						
27	Adams Richard	34	6	1200	50	10	5	2	3	1	16	16	625		96		500	50						
28	Cunningham Charles	50		1300	75		3	5	1	5		4	800		400		500							
29	Hletcher William	25	5	900	20		2	2	2	20	10	240		200		750								
30	Bails Madison	10	10	20	800	25	2	1				6	225				400							
31	Ray Hiram	40	20	1200	40		1						75			200								
32	Wells Sarah	50	140	3000	30	10	6	2	4	2	3	14	80	730	270		1250						1500	
33	Wells Joseph	20	60	1600	25	145	4	1				3	330		100		1000						2000	
34	Hletcher Charles	15	40	600	25		3	1					225		60		150							
35	Hletcher Goldsmith	36	131	3200	50	10	4	3	2	2	15	23	620		60		400	100						
36	Spencer James	25	15	700	75	20	4	4	2	5	20	380		100		500	50							
37	Cauger Darius	50	25	1000	25	10	5	1	1	6	14	436		130	30	1000	50							
38	Taylor Obadiah	32	20	1000	40		1	2	1			5	380				300							
39	McMullen Sillard	60	42	5000	200	40	4	3	3	2	18	40	730		150		1000						900	
40	Zucker Bluford	45	50	2000	175	100	7	5	2			30	35	1155	195		1000							

1144 10 12 11 52490 1043 114 32 64 16 52 25 35 2 14813 25 31 30 17430 550 N. 4/200

State of Massachusetts, enumerated by me on the 21 day of June, 1870.

John J. Quirk, Ass't Marshal.

YEAR ENDING JUNE 1, 1870.


Cotton.	Wool.	Pens and Beans.	POTATOES.		Orchard products.	Wine.	Produce of Market Gardens.	DAIRY PRODUCTS.			SEED.			Hops.	Hemp.	Flax.	Flax-seed.	Silk cocoons.	SUGAR.			BEES.		Forest products.	Value of Home Manufactures.	Value of animals slaughtered or sold for slaughter.	TOTAL VALUE.				
			Irish.	Sweet.				Butter.	Cheese.*	Milk sold.	Hay.	Clover.	Grass.						Maple.	Cane.	Molasses.	Wax.	Honey.					Dolls.	Dolls.		
Bales (450 lbs.)	Lbs.	Bush.	Bush.	Bush.	Dolls.	Gallons.	Dolls.	Lbs.	Lbs.	Gallons.	Tons.	Bush.	Bush.	Lbs.	Tons.	Lbs.	Bush.	Lbs.	Lbs.	Hbds. (1,000 lbs.)	Gallons.	Lbs.	Lbs.	Dolls.	Dolls.	Dolls.	Dolls.				
25	26	27	28	29	30	31	32	33	34	35	36	37	38	39	40	41	42	43	44	45	46	47	48	49	50	51	52				
																										95	335	1			
																												120	2		
																												100	3		
	50																								50			250	4		
																												380	5		
																												106	6		
	40																								20			310	7		
																												160	8		
																									50			150	9		
																												300	10		
																												140	11		
	30																											160	12		
	30																											200	13		
																										124		450	14		
																										150		310	15		
																										20		168	16		
																												680	17		
																												50	18		
															1 1/2													400	19		
																												60	20		
			40																									100	21		
																												75	22		
																												280	23		
			40																						20			60	24		
																												264	25		
			200																									1490	26		
	27																									120		415	27		
																												380	28		
	31																								30	20		650	29		
																												175	30		
																												80	31		
																											60		890	32	
																												620	33		
																												110	34		
	40																									20		300	35		
																											132		420	36	
			60																						60			534	37		
																												65	38		
																													1105	39	
																													500	1225	40

* This will include only such cheese as is made upon the farm. Milk sent to cheese factories will be regarded as milk sold off the farm.

248 340 322 1029 13097

SCHEDULE 3.—Productions of Agriculture in Camden Township in the County of Ray, in the

Post Office: Richmond



Name of Agent, Owner, or Manager.	ACRES OF LAND.			PRESENT CASH VALUE.		Total amount of wages paid during the year including value of board.	LIVE STOCK, JUNE 1, 1870.								PRODUCE DURING THE YEAR.									
	Improved.	UNIMPROVED.		Of farm.	Of farming implements and machinery.		Horses.	Mules and Asses.	Milch Cows.	Working Oxen.	Other Cattle.	Sheep.	Swine.	Value of ALL live stock.	WHEAT.		Rye.	Indian Corn.	Oats.	Barley.	Buckwheat.	Rice.	Tobacco.	
		No.	Wood-land.												Other unimproved.	Dolls.								Dolls.
1	2	3	4	5	6	7	8	9	10	11	12	13	14	15	16	17	18	19	20	21	22	23	24	
Lloyd Jacob J	40	56	2000	100	150	3	2	2			28	16	530		250		500	50						
Cheverly Pimon	25	15	800	20		3		2		2	3	10	410		55		500	10						
Allen Abraham	30	50	1000	40				2	2		6	6	186		40		100	20						
Lloyd Nancy	60	130	2600	50	20			2	1		7	2	200		80		200	40						
Boon Austin	40	40	1200	130	200	4	1	2			7	13	540		120		600	100						
Allen Keelin	100	250	5000	300	300	3	3	2		6		2	690		200		375	50						
Baume Joshua	30		600	30		2		1				3	155		100		250							
Laylor Daniel	80	120	5000	50	150	15		5		2	35	20	905		230		1000						700	
Stuedard Harmon	40	20	1200	75		2		1				11	290				500	100					1000	
Booch Alexander	140	280	7150	400	50	10	6	4		15	50	50	1450		500		1500	50					500	
Laylor James	70	90	4000	200	200	9	1	4		2	15	12	700		233		1000							
Barton Sally	125	41	5000	600	1100	7	3	5		7	9	50	930		800	100	1500	300						
Sweed Joseph	20	30	1000	30		2		2		1		1	210		134		200							
Harsh Benjamin	40	40	1600	150	150	2	2	2		20	8	35	1410		300		750							
Borden Mary	30		600	15		1	2	1					225		50		200							
Creason William	50	60	2200	150	50	5	3	2				9	700		250		500	50						
Creason Tommette	30	20	1000	125		2	2	1		1			383		97		250	50						
McMillen Milley	25	35	1200	20	5	1	2	2		1	9	13	350		50		400							
Lloyd Thomas B	35	78	2500	10	75	7		2		1	18	20	520		100		375	75						
Lloyd Rubin R	25	28	1500	125		2		2		1	6	6	200		69		350							
Bisell John	160	125	4520	200	1200	1	2	3	4	14	80	60	1365		700		3000							
Adams Stephen	25		500	30	45		2	1				1	400		100		400							
Brashers A D	250	25	295	2000	800	1000	6	3	4	6	10		50	1700		1000		2000						
Kalpb Arthur B	25	170	2000	60		4		5					20	700		400		1000						
Telfers Nancy	50	30	1600	20	30	6		3	2	6			15	600		130		200						
Frazier Jacob	50	50	2000	15		1		2					10	150		150		200						
Kalpb Ezra	100	140	6000	100	350	10		4	2	8	15	20	895		400		500							
Sullinger James	87	40	3000	250	150	6	4	4		2	30	40	1050		600		500	200						
Barton Joseph	80	134	6000	400	300	7	2	4		4		42	1250		600		1500							
Rife Andrew J	100	30	2600	200	75	9	1	4	4	8	20	14	1100		350		250	200						
Rife John	35	90	2600	50		3		2		4	9	9	500		350		500	200						
Roberts George W	50	65	2300	150	50	2	2	2		1		15	450		250		350	50						
Kalpb Robert	60	140	4000	140	50	5		3		3	30	15	650		200		500							
Sweeringin John	24	30	1000	30	45	3		2		2		3	300		27		200						1260	
Wells Joseph	60	106	3600	40	150	7	2	5		5	15	40	950		260		1200							
Sweeringin William	65	16	2400	200		2	2	1		2	30	24	620		60		360							
Endicot William	10	35	50	50	30	2		2				6	150		40		150						1000	
King Thomas	14	21	600	50		4		4		2		8	365				300							
Bailey John	70	107	3400	30	50	6		6	2		18	16	530		200		500							
Foster George W	100	172	5000	50	250	4	2	3	2	6	27	10	694		295		350							

2490 190 3466 139800 5495 5525 51 109 24 140 476 896 25550 9830 100 25510 1545 4460

State of *Massachusetts*, enumerated by me on the *23* day of *June*, 1870.
John B. Curtis, Ass't Marshal.

YEAR ENDING JUNE 1, 1870.

	Cotton. Bales (450 lbs.)	Wool. Lbs.	Peanut Beans. Bush.	POTATOES.		Orchard products. Dolls.	Wine. Gallons.	Produce of Market Gardens. Dolls.	DAIRY PRODUCTS.			SEED.			Hops. Lbs.	Hemp. Tons.	Flax. Lbs.	Flax-seed. Bush.	Silk cocoons. Lbs.	SUGAR.		Molasses. Gallons.	BEES.		Forest products. Dolls.	Value of Home Manufactures. Dolls.	Value of animals slaughtered or sold for slaughter. Dolls.	TOTAL VALUE. Dolls.				
				Irish. Bush.	Sweet. Bush.				Butter. Lbs.	Cheese.* Lbs.	Milk sold. Gallons.	Hay. Tons.	Clover. Bush.	Grass. Bush.						Maple. Lbs.	Cane. Hhds. (1,000 lbs.)		Wax. Lbs.	Honey. Lbs.								
	25	26	27	28	29	30	31	32	33	34	35	36	37	38	39	40	41	42	43	44	45	46	47	48	49	50	51	52				
1																												201	530	1		
2																													81	401	2	
3																														150	3	
4																													42	305	4	
5																														480	5	
6																														415	6	
7																														260	7	
8		50																											200	800	8	
9																														350	9	
10		150																											100 240	1400	10	
11																													30 326	1080	11	
12																													1087	2627	12	
13																														215	13	
14		10										2																	450	920	14	
15																														480	15	
16																														300	16	
17																														250	17	
18																														300	18	
19																														108	538	19
20																														310	20	
21		9																												800	2910	21
22																														80	300	22
23																														400	2250	23
24																															700	24
25																															400	25
26																															210	26
27		40										3																		40 100	840	27
28		75																												150	1015	28
29																															1860	29
30		50																												250	800	30
31		25																												10	650	31
32		50																												200	725	32
33																															350	33
34																															324	34
35		24										5																		600	1400	35
36		60 100																												30	400	36
37																															170	37
38																															260	38
39		60																													542	39
40																															670	40
	597	100	500									10																		170	5355	15897

* This will include only such cheese as is made upon the farm. Milk sent to cheese factories will be regarded as milk sold off the farm.

State of *Massachusetts*, enumerated by me on the *28* day of *June*, 1870.
John S. Quirk, Ass't Marshal.

YEAR ENDING JUNE 1, 1870.

Cotton.	Wool.	Peas and Beans.	POTATOES.		Orchard products.	Wine.	Produce of Market Gardens.	DAIRY PRODUCTS.			Hay.	SEED.		Hops.	Hemp.	Flax.	Flax seed.	Silk cocoons.	SUGAR.			BEES.		Forest products.	Value of Home Manufactures.	Value of animals slaughtered or sold for slaughter.	TOTAL VALUE.			
			Irish.	Sweet.				Butter.	Cheese.*	Milk sold.		Clover.	Grass.						Maple.	Cane.	Molasses.	Wax.	Honey.					Dolls.	Dolls.	
Bales (50 lbs.)	Lbs.	Bush.	Bush.	Bush.	Dolls.	Gallons.	Dolls.	Lbs.	Lbs.	Gallons.	Tons.	Bush.	Bush.	Lbs.	Tons.	Lbs.	Bush.	Lbs.	Lbs.	Hhds. (1,000 lbs.)	Gallons.	Lbs.	Lbs.	Dolls.	Dolls.	Dolls.	Dolls.			
25	26	27	28	29	30	31	32	33	34	35	36	37	38	39	40	41	42	43	44	45	46	47	48	49	50	51	52			
																											150	1		
																												420	2	
																										600		1570	3	
																												420	4	
																											20	250	5	
	80																											225	6	
				500																								310	7	
	50																											185	8	
	75																										150	750	9	
	20																										150	1250	10	
																												355	11	
																												400	12	
																												750	13	
	60										2																40 220	1730	14	
	40										3																20 400	1000	15	
	60										8																720	1700	16	
																												350	17	
																												415	18	
																												230	19	
																												485	20	
																												246	1311	21
							200																				226	1628	22	
																											117	492	23	
	80																											750	24	
											15																	25	560	25
																												160	26	
																												220	27	
																												500	875	28
																												810	29	
																												160	30	
																												259	1309	31
																												170	940	32
																													590	33
																													650	34
																													290	35
																													570	36
	430										2																100 400	1400	37	
	30																												520	38
																													500	39
																													2500	40
	575																										160 4233	29318		

* This will include only such cheese as is made upon the farm. Milk sent to cheese factories will be regarded as milk sold off the farm.

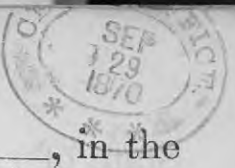


SCHEDULE 3.—Productions of Agriculture in *Canaan Township* in the County of *Ray*, in the

Post Office: *Richmond*

Name of Agent, Owner, or Manager.	ACRES OF LAND.			PRESENT CASH VALUE.		Total amount of wages paid during the year, including value of board.	LIVE STOCK, JUNE 1, 1870.								PRODUCE DURING THE										
	Improved.	UNIMPROVED.		Of farm.	Of farming imple-ments and ma-chinery.		Horses.	Mules and Asses.	Milch Cows.	Working Oxen.	Other Cattle.	Sheep.	Swine.	Value of ALL live stock.	WHEAT.		Rye.	Indian Corn.	Oats.	Barley.	Buckwheat.	Rice.	Tobacco.		
		No.	Wood-land.												Other unim-proved.	Dolls.								Dolls.	No.
1	2	3	4	5	6	7	8	9	10	11	12	13	14	15	16	17	18	19	20	21	22	23	24		
1 Logan David	90	8	23	2400	150	75	4	1	3		5	11	25	531		70		750							1
2 Porter John	20		20	1000	20		4	1	2		5	20	16	490				150							2
3 Keaves Thomas	50		90	2500	150	50	4	2	5		20	46	9	815	250		100							3	
4 Keaves William	25		52	1000	45	75	2	1	2		11		6	400	100		375							4	
5 Schupler Margret	45		35	1200	100	150	4	1	5		6	30		730	160		500							5	
6 Soc Larel	30		25	800	70	25	1	1	2		4		13	350	10		400	36						6	
7 Benin Henry	10		70	1000	150		3	2	3				1	475			300							7	
8 Stigall Martha	30		200	2000	145		3	2	5		6	10	20	560	400		600						1800	8	
9 Stigall Rubin	70		50	1500	100	350	4	4	7		16	8	30	1048	160		500						3500	9	
10 Stigal Franklin	14		26	600	15	50	4		3	2	2		12	380			350						2000	10	
11 Neeskall Malantha	35		103	2000	25	250	1	2	3		7	5	30	570	89		800						2400	11	
12 Foster Thomas	5		15	400	15		1		1				3	155			100							12	
13 Harrison Orel	40		40	1600	20		2		3		1		7	410			500						360	13	
14 Mayor Franklin	39		58	1600	200	100	2		4		6	14	35	625	100		300						340	14	
15 Thomas Thomas	8		32	800	10	10	2						8	198			130						400	15	
16 Tomis Joseph	30		34	1100	100		2	1	2		3	30	10	360	130		500							16	
17 Weis William	20			400	30		1	2	1		3		13	240			370						5000	17	
18 Tribble Joseph	8		12	400	40		1		1				8	70			125							18	
19 Glade John S	50		100	200	125	400	1	3	4		2		10	260	90		600						500	19	
20 Thompson Andrew	20		27	1200	15		1							100			200							20	
21 Snowden Alexander	25		30	1000	75		2		2		1	23	7	310	80		400						300	21	
22 Snowden William	30		10	1200	125	30	1		4	2	3		10	365	50		300						800	22	
23 Kearney Nancy	30		38	1000	50	30	2		2		8	9	260	121		350								23	
24 Foster John S	40			1200	50	20	1		3		1		11	185	91		250						400	24	
25 Foster Margret	20		60	2000	40		3		2		2		6	300	50		120							25	
26 Washell Mary	10		30	800	30		1	1	3		6		2	289			150						700	26	
27 Wever Samuel J	25			500			3		2		4	7	13	310			150							27	
28 Wever William J	25			500	30		1			2	3	16	3	240			200						800	28	
29 Ashborn John	18		22	1000	50		3		4		3	20	10	650	130		300							29	
30 Bennett James W	13		27	800	50	10	4		3			7	10	392			300							30	
31 Freeman Samuel	15		20	600	20		2		3					250			100							31	
32 McGowan James	19		21	600	10				2	2	4		8	200			100						300	32	
33 Duffet Nancy	25		45	1000	40	10	5		5		10		8	490	20		220							33	
34 Freeman Phelma	15		20	600	50		2		1					245			150							34	
35 Stigall John	23		17	800	5		2	1	3				8	315			200						1000	35	
36 Roberts Margret	50	60	36	3000	200	400	4		9		17	12	50	1220			1500	300						36	
37 Roberts Abner	50		90	2500	250	300	2		1				10	250	335		500							37	
38 Davis Catharine	30	10		1000	20		2		4		5	23	7	375			500							38	
39 Gaston James W	50		110	3200	200	100	7	4	3			30	25	665	75		500							39	
40 Self Henry A	40			900	20		3		2		2		15	500	100		400							40	
	1192	71	1579	45,200	2540	2435	97	29	114	8	154	320	468	16565	2221		14340	336					20100		

SCHEDULE 3.—Productions of Agriculture in Comden Township in the County of Ray, in the Post Office: Richmond



Name of Agent, Owner, or Manager.	ACRES OF LAND.			PRESENT CASH VALUE.			Total amount of wages paid during the year, including value of board.	LIVE STOCK, JUNE 1, 1870.							PRODUCE DURING THE YEAR.									
	Improved.	UNIMPROVED.		Of farm.	Of farming implements and machinery.	Dolls.		Dolls.	Horses.	Mules and Asses.	Milch Cows.	Working Oxen.	Other Cattle.	Swine.	Value of ALL live stock.	WHEAT.		Rye.	Indian Corn.	Oats.	Barley.	Buckwheat.	Rice.	Tobacco.
		No.	Wood-land.													Other unimproved.	Spring.							
1	2	3	4	5	6	7	8	9	10	11	12	13	14	15	16	17	18	19	20	21	22	23	24	
1 Cranshike Charles	140		102	5000	50	50	1	1	2		2	10	20	300		237		300						
2 Morton Sophia	30		90	3600	150	75	7		6	4	3		8	1025		100		300						
3 Read James S	45		32	2000	150	25	7		3		6	10	30	575		45		230	200					
4 Buchmeyer Samuel	100		140	3000	100	150	3		4		8	45	46	660		230		750	250					
5 Porter John	35		85	1000	10		2							60				100						
6 Rider William	30		38	1500	50		8	1	4		8		5	665				2000						
7 Endicott Clayton	3		50	2400	50	20	3	1	3	4	5		13	495		84		50						
8 Harris A J	15		44	1200	30		4	2	3		3	18	30	750		80		700						
9 West Peter	24		55	1500	10		2		1		2	10	12	225		100		500						
10 Ray Mary J	50		124	5400	50		3		2		2		10	300		50		100						
11 Parney Henry	30		10	800	60	35		2	1		2		15	400		64		250					1000	
12 Colley Rebecca	35	35	10	2000	20		7	2	3		7	22	15	647		64		150						
13 Harris Ballou	18		38	1120	25		4	1	3	2	3	16	19	529		35		250						
14 Teck J J	50		25	1500	150		3		3		5	2	9	430		160		400						
15 Yates Andrew	50	6	80	4080	150	85	3		3		4	4	28	440		170		1000						
16 Williams Geo W	195		257	16380	200	90	10	1	7		8	39	30	1220		390		750					2000	
17 Good John W	20			500	30		1		1		1		7	140		32		350						
18 McKay Daniel	22		122	1152		300	1						1	125		17		370					1500	
19 Paulas Tintant	32		40	720	35	200	1	3	1		5	8	13	410		45		200					1100	
20 Floyd Nancy	18		8	260					2		2		1	65										
21 Clark John A	73			130			4		2		3		18	116		52		150						
22 Kniple Daniel	65	5	130	5700	75	150	2		6		7		29	829		399		400	186					
23 Morrison Benjamin	25		15	400	45	12	7	2	1		1		18	465		83		225						
24 Cook Willis W	40		110	1500	100	20	5	1	3		5	22	26	687		70		500					1500	
25 Thurman A J	32	18	35	2200	75	100	7	2	2		2	28	14	913		59		1000						
26 Thurman Benjamin	80		120	5000		40			2					300				500						
27 Stevens John L	16		22	600	30	40	4	1	1			3	12	250		240		375	100					
28 Thurman Ples	85		45	1600	30		2	1	1		1		30	285		100		250						
29 Astman William	40		48	1600	40	80	8	1	4		7	8	27	1320		65		750	100					
30 Astman Annie	30	25	175	2040	75		10		4		17	23	30	1343		116		1000	100					
31 Mabery James P	50	30	25	2000	75		2	2	2		4	21	33	671				625	125				8000	
32 Youngblood John	65	10	147	5500	125	100	11		4		9	10	25	777		48		750	50				9540	
33 Smith Luz B	30	11		1200	50	100	3		1		1	4	8	378		160		350						
34 Creason Parler	40		360	2000	50		9		3			15	25	865		50		500					1000	
35 Offett Louisa	100	50	90	2400	25	300	8		6	2	4	31	18	966		400		750	300					
36 Offett James O	50		30	2000	125	100	5	3	2	4			7	860		60		500	200					
37 Frazer Elizabeth	25		95	1500	100	90	10		4		5	4	14	780		31		375						
38 Lucas Samuel A	45		95	2900	140	200	3	1	2		4		45	910		343		1000	75					
39 Austin Geo W	40		60	2000	125	100	3		2	4	8	70	26	897		200		250	300					
40 Endicott James C	30	15	105	4000	255	225	7	1	3		5	13	24	600		176		500	60					
	1900	205	3051	110982	2560	2697	180	31	105	29	159	376	740	603	4555	20050	2036	25640						

SEP 29 1870

SCHEDULE 3.—Productions of Agriculture in Camden Township in the County of Ray, in the
 Post Office: Bushland

1	Name of Agent, Owner, or Manager.	ACRES OF LAND.			PRESENT CASH VALUE.		Total amount of wages paid during the year, including value of board.	LIVE STOCK, JUNE 1, 1870.							PRODUCE DURING THE									
		UNIMPROVED.			Of farm.	Of farming implements and machinery.		Horses.	Mules and Asses.	Milk Cows.	Working Oxen.	Other Cattle.	Sheep.	Swine.	Value of ALL live stock.	WHEAT.		Rye.	Indian Corn.	Oats.	Barley.	Buckwheat.	Rice.	Tobacco.
		Improved.	Wood-land.	Other unimproved.												Dolls.	Dolls.							
2	3	4	5	6	7	8	9	10	11	12	13	14	15	16	17	18	19	20	21	22	23	24		
1	<i>Coastly Sampson</i>	18	32	800	40			4	2	2	24		254				150							
2	<i>Mijale Noah</i>	25	15	1000	100	25		4	2				450				500							
3	<i>Lloyd John L</i>	10	30	400				3	1			3	85				200							
4	<i>Sherrill Charles</i>	4	26	300				1	1	2		10	125				100							
5																								
6																								
7																								
8																								
9																								
10																								
11																								
12																								
13																								
14																								
15																								
16																								
17																								
18																								
19																								
20																								
21																								
22																								
23																								
24																								
25																								
26																								
27																								
28																								
29																								
30																								
31																								
32																								
33																								
34																								
35																								
36																								
37																								
38																								
39																								
40																								
		44	103	2500	140	25		8	2	6	2	4	24	13	914									

950


SCHEDULE 3.—Productions of Agriculture in Crooked River Township in the County of Ray, in the

Post Office: Richmond



Name of Agent, Owner, or Manager.	ACRES OF LAND.			PRESENT CASH VALUE.			LIVE STOCK, JUNE 1, 1870.								PRODUCE DURING THE YEAR.								
	Improved.	UNIMPROVED.		Of farm.	Of farming implements and machinery.	Total amount of wages paid during the year, including value of board.	Horses.	Males and Asses.	Milk Cows.	Working Oxen.	Other Cattle.	Sheep.	Swine.	Value of ALL live stock.	WHEAT.		Eye.	Indian Corn.	Oats.	Barley.	Buckwheat.	Rice.	Tobacco.
		No.	Wood-land.												Other unimproved.	Dolls.							
1	2	3	4	5	6	7	8	9	10	11	12	13	14	15	16	17	18	19	20	21	22	23	24
1 Esry Sarah	60		160	5000	100	300	10	4	4			50	1040		267		950	60					
2 Turner Michael	37			1000	125	50	6	2	7		20		26	1192		300		500	200				
3 Weisinger Fredrick	40			900	120	25	3	1	5		21		12	675		100		500	75				
4 Weisinger Fredrick	160		8	5000	150	150	4		3		10		15	825		200		600	50				
5 Beeson Benjamin	76		10	500	200	50	4		3		25		35	1500				3000					
6 Long George	15		15		300		3			2	2	8	5	290				100					
7 Long Samuel	100			3500	100		6	5	3		6		15	905		60		1500	400				
8 Teater Edmund	160	40	10	5000	200	60	7		2		1		26	1060		90		1350	260				
9 Quiner Nicholas	40		30	1600	15	30	3		2		2	10	20	285		30		200	150				
10 Leaky Grace	120		40	1200	10		4		5		1		10	450		25		250					
11 Meado John	300			6000	880	750	11		4		8		37	1805		100		2620	300				
12 Motts Joshua	150			4500	550	100	4		2		3		10	610				1600	150				
13 Brewster Adley	120			3500	50		2	2	1		1		10	720				1500	200				
14 Whitworth Isaac	90		30	3000	150		3	2	3				2	620		80		600					
15 Coaratus William	30		30	1000	60		2	2	3		2		8	370		18		300	50				
16 Duncan Archibald	100		100	3000	10		4	2	1				8	350		150		300					
17 Chrisman William	75	25	40	3000	150	100	4	2	2				35	625		153		625					
18 Helber Joseph	5		35	500	10	10		2	4				4	208		11		150					
19 Kuter Albert	40		40	1600	150	25	3	1	4		6		13	490		90	8	200	50				
20 Hounkey Lewis	90		140	4900	30	50	2		4		2		20	420		70		1000	100				
21 McCarhindek William	40	40	80	3200	10		2		4		2	7	6	330				500	200				
22 Harris Jonathan	75		65	2800	150	200	7		4		1		11	910		150		400	200				
23 Clark George	200	50	110	9000	5000	30	9	2	9		30	60	50	3200		120		1400	900				
24 Clark Thomas	60		20	2400	200		3		1		4		14	405		75		400	200				
25 Stevenson James	75	15	50	950	150	100	5		3		3	15	12	620		50		150	150				
26 Shackelford Andrew	40		20	1900	200		4	1	2		1	6	16	525		166		500	40				
27 Shackelford Jonathan	80		20	1800	100		5	3	3				6	550		200		500					
28 Bellis Baliss	40		40	3600	200		3		3		3	14	10	425		150		500					
29 Karlo Peyton	260	100	140	7000	200	700	7	4	2		3		23	1210		800		6500	80				
30 Stevenson John	120		480	6000	100	50	2	2	2		4		25	530		35		600	250				
31 Stratton George	40			1200	30		3		1		1		10	260		75		500					
32 Shackelford Samuel	40		20	1800	150			2	3		3		12	550		140		500	100				
33 Stone Charles	20			900	50	100	2		1		1		14	325		273		300					
34 Thompson Austin	80	46		3000	200	150	3	1	2		12		20	700		160		1000					
35 Starnes Andrew	20		20	600	50		2							150				300					
36 Bankstone John	7		36	600	75		2		2		4		8	275		120		500					
37 McCarhindek Robt	20		20	800	125		2		2		3		10	500		50		300					
38 Kellmberger George	120		90	5000	150	350	4		4	2	6	14	6	460		300		2900	150				
39 Starr Alexander	30		30	1900	80		6		5		7		45	725		220		775					
40 Keiman George	200		108	9000	300	200	4		2		20	40	15	940		285		1500	100				

3202 316 2527 114050 10500 3580 160 36 117 4 22 174 614 27390 5083 8 32770 4315



SCHEDULE 3.—Productions of Agriculture in Crooked River Township in the County of Ray, in the Post Office: Richmond

Name of Agent, Owner, or Manager.	ACRES OF LAND.			PRESENT CASH VALUE.		Total amount of wages paid during the year, including value of board.	LIVE STOCK, JUNE 1, 1870.								PRODUCE DURING THE YEAR.										
	Improved.	UNIMPROVED.		Of farm.	Of farming implements and machinery.		Horses.	Males and Asses.	Milk Cows.	Working Oxen.	Other Cattle.	Sheep.	Swine.	Value of all live stock.	WHEAT.		Rye.	Indian Corn.	Oats.	Barley.	Buckwheat.	Rice.	Tobacco.		
		No.	No.												No.	Dolls.								Dolls.	No.
1	2	3	4	5	6	7	8	9	10	11	12	13	14	15	16	17	18	19	20	21	22	23	24		
1 Zimmerman Kotov	20	20	222	1200	175	500	5	5	3		15	32	60	1334		212		1600	200						
2 Wood James E	100		18	4000	200	200	3	2	4					110	760		400	200	50						
3 Gladze Lawrence	65		65	4000	300	150	7	3	6		13			50	1750		150	1400							
4 McGill Barney	5		15	4000										1	50			150							
5 Mack James	7		43	1000	50		1		2					5	115			350							
6 Kolden Patrick	15		15	900	10				2	1				20	400			750							
7 Carlyle John	20		28	1000	50	60	3		1					7	47	20		650							
8 Porterfield Thomas	20		47	1200	30		2		2						250		50	450							
9 McGraw William	20		43	1500	200	100			2	4	2	20		20	940		100	1500							
10 McFowler William	20		5	700	20		2		2			1	20	30	280			165	400						
11 Snowden Wiley	15		15	600	10		2					2			170			250							
12 Davis Reuben	27		33	1200	20		1	2	1	2				8	14	490		300							
13 Lewis James	2		48	400			5	2	2					6	10	450									
14 Meadors James	14		11	400	15	60	1	2	2					6	30	390		150	125						
15 Bossig Ely	40		150	4000	10	20	8	1	3						40	1180		30	94	2	50	30			
16 Bossig Henry	25	10	14	7000	50	25	5		2						20	380		20	400	50					
17 Henderson Moses	30		58	1500	160	50	4	3	3					5	8	705		150	37	250					
18 Gratzier George	150		110	700	100	25	3	3	3					6	40	40975		100	750	300					
19 Hunt William	40			1200	100	175	6	1	3					12	30	1165		387	1500	100					
20																									
21																									
22																									
23																									
24																									
25																									
26																									
27																									
28																									
29																									
30																									
31																									
32																									
33																									
34																									
35																									
36																									
37																									
38																									
39																									
40																									

415 30 940 37400 1500 1415 58 28 44 4 96 147 438 11704 2119 131 10975 730

State of *Michigan*, enumerated by me on the *19* day of *July*, 1870.

John J. Curtis, Ass't Marshal.

YEAR ENDING JUNE 1, 1870.

Cotton. Bales (450 lbs.)	Wool. Lbs.	Peas and Beans. Bush.	POTATOES.		Orchard products. Dolls.	Wine. Gallons.	Produce of Market Gardens. Dolls.	DAIRY PRODUCTS.			Hay. Tons.	SEED.		Hops. Lbs.	Hemp. Tons.	Flax. Lbs.	Flax-seed. Bush.	Silk cocoons. Lbs.	SUGAR.			BEES.		Forest products. Dolls.	Value of Home Manufactures. Dolls.	Value of animals sold for slaughter. Dolls.	TOTAL VALUE. Dolls.				
			Irish. Bush.	Sweet. Bush.				Butter. Lbs.	Cheese.* Lbs.	Milk sold. Gallons.		Clover. Bush.	Grass. Bush.						Maple. Lbs.	Cane. Hds. (1,000 lbs.)	Molasses. Gallons.	Wax. Lbs.	Honey. Lbs.								
25	26	27	28	29	30	31	32	33	34	35	36	37	38	39	40	41	42	43	44	45	46	47	48	49	50	51	52				
	48																										1138	1718	1		
																												550	920	2	
																												200	900	3	
																													100	4	
																													140	5	
																													300	6	
																											100	600	7		
																											70	350	8		
																											86	400	9		
	40																												260	10	
																													150	11	
	22																												250	12	
																													285	13	
																													200	14	
																													185	15	
																											95	285	16		
																													110	340	17
	50																												320	895	18
																													260	1160	19
																															20
																															21
																															22
																															23
																															24
																															25
																															26
																															27
																															28
																															29
																															30
																															31
																															32
																															33
																															34
																															35
																															36
																															37
																															38
																															39
																															40
																															40

I hereby certify that the foregoing Schedule
 contains Eight Pages, and I further
 certify that the same is truly made to
 the best of my knowledge and ability.

John J. Curtis
 Ass't Marshal
 Sub. No. 77 *Michigan*

200

2929 9828

* This will include only such cheese as is made upon the farm. Milk sent to cheese factories will be regarded as milk sold off the farm.

SCHEDULE 3.—Productions of Agriculture in *Fishersville Township* in the County of *Ray*, in the

Post Office: *Richmond*



1	ACRES OF LAND.			PRESENT CASH VALUE.		7	LIVE STOCK, JUNE 1, 1870.								PRODUCE DURING THE YEAR.									
	Improved.	UNIMPROVED.		Of farm.	Of farming implements and machinery.		Total amount of wages paid during the year, including value of board.	Horses.	Mules and Asses.	Milch Cows.	Working Oxen.	Other Cattle.	Sheep.	Swine.	Value of all live stock.	WHEAT.		Rye.	Indian Corn.	Oats.	Barley.	Buckwheat.	Rice.	Tobacco.
		No.	Wood-land.													Other unimproved.	Dolls.							
2	3	4	5	6	7	8	9	10	11	12	13	14	15	16	17	18	19	20	21	22	23	24		
1	136	70	272	10000	250	500	5	2	5	2	50		150	1915	400		1000							
2	45	116		8000	200	200	8	1	7	4	20	20	100	2640	185		1000	400						
3	50	70		2500	150	200	9		4		10		30	890	100		1750	70						
4	75		93	3000	150	70	8		3	2	5	10	30	1082	546		600	50						
5	125	15	50	1500	125		2	1	4		1	10	11	420	73		350	100				2000		
6	70	90		4000	200	150	5	1	3		4		20	735	130		300	150						
7	80	60	20	3500	200		2	2	2				10	400	100		500	100						
8	73			1500	150	75	2		3	2	10	15	15	455	50		1000	100						
9	60	40	115	2000	175	100	7		4		5	20	30	665	500		500							
10	20			300	50		3		2		15	10		300	100		500	300						
11	30		50	1600	100	10	12	1	6		25	50		950	300		750	30						
12	8			160	50		3		1				4	375			250	40						
13	100	60	160	7000	200	300	12	12	4		15	70	20	2050			1500							
14	187	25		8000	200	550	4		3		33		150	3568			1200							
15	60	50	162	3500	300	135	4		4		22	30	35	1360	100		1000	150						
16	250		308	7000	200	20	4		3		28	25	20	780	100		500	140						
17	20	20	40	2000	200		6		2				10	450	25		250	50						
18	15		300	300	100	20	1		1				6	175			30	50						
19	35		29	1000	75		2	1	2				15	3	260	15		250	20					
20	70	10		2000	125	100	3		3		7	30	20	460	150		250	40						
21	15			800	100		3		2				23	270	40		300	100						
22	100	15	102	4000	200	10	3		3		3	15	20	525	100		400	150						
23	100	30	50	7000	500	100	12	4	8		3	30	50	2650	150		1000	670						
24	125	15	140	6000	150	40	6	2	4		4	25	40	940	200		300	315						
25	60	50	104	4500	50	100	10	2	4		6	20	20	1000	100		500	250						
26	60	40	20	2500	150	150	1	2	2		3	20	15	525	65		500							
27	80	40		4000	200	50	6	1	2		3	10	30	850	55		700	200						
28	90	15	35	5000	250	50	4	3	1		8	15	50	1385	185		2000	100						
29	24			500	150		7		1				20	555	71		700							
30	24			500	75		3		1				15	275	71		400	50						
31	100	20	115	9000	300	100	18	2	4		4	12	20	1840	140		750	200						
32	60	20	55	5000	300	50	7	1	3		6	10	25	725	30		550	200						
33	50	15	85	5000	200	100	6	1	3	2	3	20	20	1065			750	100						
34	85	65	30	4000	150	75	7	1	3		4	20	30	615	240		1000							
35	75	75		4000	500	100	6	2	5		12	30	60	1615	200		7200	500						
36	100	20		3000	75	50	4		4		1	25	20	585	200		750							
37	44			850	200	60	4		2		2	15	35	560	50		500	120						
38	15			300	30	20	2		2				5	200			375							
39	70	75	85	3300	110	10	1	2	1					300	155		60	200						
40	50	80	120	6000	100	60	10		7		13	24	40	1155	200		750	200						
				2803	1740	3080	136150	6940	3555	220	44	128	12	301	576	7268	4986	26965	5145					2000

State of Massachusetts, enumerated by me on the 24 day of August, 1870.

John F. Quirk, Ass't Marshal.

YEAR ENDING JUNE 1, 1870.

	Cotton. (Bales 450 lbs.)	Wool. Lbs.	Figs and Beans. Bush.	POTATOES.		Orchard products. Dolls.	Wine. Gallons.	Produce of Market Gardens. Dolls.	DAIRY PRODUCTS.			SEED.			SUGAR.					BEES.		Forest products. Dolls.	Value of Home Manufactures. Dolls.	Value of animals slaughtered or sold for slaughter. Dolls.	TOTAL VALUE. Dolls.						
				Irish. Bush.	Sweet. Bush.				Butter. Lbs.	Cheese.* Lbs.	Milk sold. Gallons.	Hay. Tons.	Clover. Bush.	Grass. Bush.	Hogs. Lbs.	Hemp. Tons.	Flax. Lbs.	Flax-seed. Bush.	Silk cocoons. Lbs.	Maple. Lbs.	Cane. Hhds. (1,000 lbs.)					Molasses. Gallons.	Wax. Lbs.	Honey. Lbs.			
	25	26	27	28	29	30	31	32	33	34	35	36	37	38	39	40	41	42	43	44	45	46	47	48	49	50	51	52			
1												20															300	1400	1		
2	40	40										56																1800	2500	2	
3												10																305	1150	3	
4		30																										30	550	4	
5		30																											450	5	
6												6																	360	6	
7												4																	440	7	
8		45										2																60	570	8	
9		60										3																	600	9	
10		60																											375	10	
11		100										2																200	820	11	
12																													116	12	
13		210										20																200	1100	13	
14												12																	418	1118	14
15		70										20																	400	1000	15
16												15																	300	775	16
17																													200	17	
18																													60	18	
19		20																											130	19	
20																													225	20	
21		60																											180	21	
22		40																										85	385	22	
23		40										30																	340	1270	23
24		65																											440	24	
25		60																											260	660	25
26		60																											300	600	26
27		60																											260	680	27
28		48										12																	700	1840	28
29																													160	480	29
30																													90	400	30
31		30										2																	160	740	31
32		30										25																	145	925	32
33		30										10																	75	680	33
34		60																											700	34	
35		90										10																	400	1500	35
36		60																											500	36	
37		42																											320	37	
38																													200	38	
39																													300	39	
40		60										10																	250	840	40

1520
V

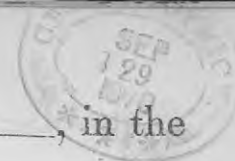
263
V

7488
7488
27469
V

* This will include only such cheese as is made upon the farm. Milk sent to cheese factories will be regarded as milk sold off the farm.

SCHEDULE 3.—Productions of Agriculture in *Fishersburg Township* in the County of *Ray*, in the

Post Office: *Meyers*



Name of Agent, Owner, or Manager.	ACRES OF LAND.			PRESENT CASH VALUE.		Total amount of wages paid during the year, including value of board.	LIVE STOCK, JUNE 1, 1870.								PRODUCE DURING THE										
	Improved.	UNIMPROVED.		Of farm.	Of farming implements and machinery.		Horses.	Mules and Asses.	Milch Cows.	Working Oxen.	Other Cattle.	Sheep.	Swine.	Value of all live stock.	WHEAT.		Rye.	Indian Corn.	Oats.	Barley.	Buckwheat.	Rice.	Tobacco.		
		No.	Wood-land.												Other unimproved.	Dolla.								Dolla.	No.
1	2	3	4	5	6	7	8	9	10	11	12	13	14	15	16	17	18	19	20	21	22	23	24		
1 <i>Craven Doctor</i>	80	26	150	4000	50	50	7		2	1	15	25	450		300		1000								1
2 <i>McClure Henry & Son</i>	80	40		2500	200	200	4	2	2	2	10	20	750		400		750								2
3 <i>Bentley Wally</i>	40	40		1600	75	15	5	1	1	3	15	20	525		165		750	90							3
4 <i>Maryann Nathan</i>	12		30	400	10		1				15	6	120		40		200								4
5 <i>Wetton Lewis</i>	20			300	30		2		2			10	200		50		250	100							5
6 <i>Smider Asa</i>	30		56	900	100		7		2	2		5	500		120		375	50							6
7 <i>Parkins James</i>	18		22	600	25		2	1	2	2	25	6	325				150	200							7
8 <i>Odell David</i>	40		120	2000	150	20	3		1	1	15	8	350		60		300								8
9 <i>Smoot Joshua</i>	32	15	83	2000	125	60	3		1		12	10	225		25		400								9
10 <i>Odell Edwin</i>	130	20	100	5000	300	30	3		2	2	15	30	665		60		500								10
11 <i>Martin Calvin</i>	30			600	100	50	4	4	2		15	15	480		125		500	25							11
12 <i>Whipcock Archibald</i>	60	10	60	2000	200	100	6		4	8	17	18	547		80		200	60							12
13 <i>Odell Andrew</i>	60	10	90	3000	250	150	5		2	4	25	30	675		90		300	200							13
14 <i>Lightner Joseph</i>	50		30	1600	75	20	6		3	3	20	20	505		45		250	50							14
15 <i>Ferguson Josiah</i>	30		20	300	10		2		1		10	8	175		20		150								15
16 <i>Odell Albert & Brother</i>	60	20		1500	40		5		3	2	10	30	500		70		750								16
17 <i>Odell Lafayette</i>	15			300	10		2		1			7	200		15		200								17
18 <i>Odell John</i>	50	30		2000	100		2	1	2	8		20	430		50		250	100							18
19 <i>Odell Perry</i>	15			300	15		2		2			23	300		15		250	100							19
20 <i>McClure David</i>	30	40	50	2500	130	50	2		2	6	15	20	485		60		325								20
21 <i>Davis Charles</i>	15			300	10		2		1	1		4	230		30		150								21
22 <i>Mitty Jacob</i>	30	20	30	1600	75		3		2			8	290		100		350								22
23 <i>Monfort John</i>	75	45		3000	150	20	6	1	8	15	35	10	1050		100		500								23
24 <i>Grace William</i>	50	86		3000	120	30	1	2	2				450		100		1000	100							24
25 <i>McAfee Andrew</i>	80	80		3200	100	100			2		15	20	160		120		200							2000	25
26 <i>Wood Isaac</i>	45		55	1200	100		2	2	3		18	25	465		100		300	40						4000	26
27 <i>Wood Jacob</i>	50		90	2500	130	40	6		2	6	20	40	670		200		370	75							27
28 <i>Pettus James T</i>	35	12	33	250	125	40	3		3	2		20	505		70		300	200							28
29 <i>Pettus D.M. & Brother</i>	110	30	140	4800	60	50	9		10	30		60	1750		240		1000	200							29
30 <i>Pettus John</i>	10		70	1600	50		4		4				400				150								30
31 <i>Berry Mount</i>	30	5	45	1200	100	10	2		2	2	10	16	300		25	35	150	30						1500	31
32 <i>Pardue William</i>	40			800	75		2		2	2		15	330		75		250	50						900	32
33 <i>Conger George & Brother</i>	75	10	115	3000	100		6		2	2	10	20	850		220	10	750	75						3300	33
34 <i>Williams George</i>	20			400	125	10	5	1	2			5	475		40		300	50						1200	34
35 <i>Williams James</i>	15			300	15		3		2	1		10	300		10		200	50						300	35
36 <i>Leith John</i>	50	10	60	2000	100	10	5	1	2	1		20	560		150		400	75							36
37 <i>Vaughn Thomas</i>	17	23	180	1800	125	30	5		2	2		20	555		90		200	60							37
38 <i>Craig William & Brother</i>	60	10	90	3000	175	15	1	2	2	2		25	420				750	150							38
39 <i>McCollum Benjamin</i>	30	10		2000	125	75	4		2	1		15	450		250		200								39
40 <i>Clark Ephraim</i>	35		45	1500	40		3		1		13	20	445		70		375							2600	40

1144 586 1164 2550 3595 1175 145 15 91 4 4 355 679 19095 3711 45 15745 2160 15800

State of Massachusetts, enumerated by me on the 26 day of August, 1870.

John F. Park, Ass't Marshal.

YEAR ENDING JUNE 1, 1870.																									TOTAL VALUE.				
Cotton.	Wool.	Pean and Beans.	POTATOES.		Orchard products.	Wine.	Produce of Market Gardens.	DAIRY PRODUCTS.			SEED.			Hops.	Hemp.	Flax.	Flax-seed.	Silk cocoons.	SUGAR.		Molasses.	BEES.		Forest products.	Value of Home Manufactures.	Value of animals slaughtered or sold for slaughter.	Estimated value of stock, including but-ter, and addi-tions to stock.		
			Irish.	Sweet.				Butter.	Cheese.*	Milk sold.	Hay.	Clover.	Grass.						Maple.	Cane.		Wax.	Honey.					Dolls.	
Bales (450 lbs.)	Lbs.	Bush.	Bush.	Bush.	Dolls.	Gallons.	Dolls.	Lbs.	Lbs.	Gallons.	Tons.	Bush.	Bush.	Lbs.	Tons.	Lbs.	Bush.	Lbs.	Lbs.	Hds. (1,000 lbs.)	Gallons.	Lbs.	Lbs.	Dolls.	Dolls.	Dolls.	Dolls.		
25	26	27	28	29	30	31	32	33	34	35	36	37	38	39	40	41	42	43	44	45	46	47	48	49	50	51	52		
	60																										730	1	
	20																											650	2
	40																									65	600	3	
	40																											140	4
																												180	5
																												240	6
	60																											140	7
	25										2																	230	8
	20																											260	9
	53																											310	10
	40																											250	11
	40										3																	130	12
	40																											300	13
	80										6																	310	14
	25																											110	15
	20										1															15	315	16	
																												100	17
																											45	220	18
																												220	19
	30																											240	20
																												120	21
																										50	300	22	
	100										20																	640	23
																												535	24
	30										4															60	480	25	
	40										2																	600	26
	50																											450	27
											15															50	595	28	
											15														330	900	29		
																												100	30
	24																											130	31
																												240	32
																												995	33
																										80	310	34	
																												140	35
																												360	36
											2															60	325	37	
											3																	440	38
																												350	39
	30																											585	40
	85			200																							14500		

* This will include only such cheese as is made upon the farm. Milk sent to cheese factories will be regarded as milk sold off the farm.

SCHEDULE 3.—Productions of Agriculture in Fishersburg Township in the County of Ray, in the

Post Office: Richmond



Name of Agent, Owner, or Manager.	ACRES OF LAND.			PRESENT CASH VALUE.		Total amount of wages paid during the year, including value of board.	LIVE STOCK, JUNE 1, 1870.								PRODUCE DURING THE YEAR.									
	Improved.	UNIMPROVED.		Of farm.	Of farming implements and machinery.		Horses.	Mules and Asses.	Milk Cows.	Working Oxen.	Other Cattle.	Sheep.	Swine.	Value of All Live Stock.	WHEAT.		Rye.	Indian Corn.	Oats.	Barley.	Buckwheat.	Rice.	Tobacco.	
		No.	Wood-land.												Other unimproved.	Doll.								Doll.
1	2	3	4	5	6	7	8	9	10	11	12	13	14	15	16	17	18	19	20	21	22	23	24	
Ogburn John W.	30			600	300		2	1	1			7	110		60		750							
Roe Thomas	50	50		1900	50	35	6	3	8	21	60	617		112		375								
Roe Thomas Jr	50	50		1900	50	30	3	1	3			250		112		375								
Odell Washington	70	10		1600	150	55	4		3	6	10	15	600		90		400							
Woods Joseph	100		90	3000	1250	30	4	1	2	6	25	30	700		175		375							
Vanhooker Alfred	150	70		3000	600	200	10		4		15	20	1000				1000	250						
Woods Simon & Brother	60		130	2000	300	10	4		2		15	18	450		53		5000	200						
Maffer John	40		30	700	100	15	4		2	1	12	10	475		75		250	75						
Brown Arthur	12		28	300	10	5	1					7	75									1600		
Overman John & Son	40	10	90	1500	40	10	4		1	2	15	20	575		130		200	20				600		
Overman Christian	10		30	400	10	5	1					10	175				250					650		
Dunbar Robert	12		28	400	50	10	3		1	2			250		20		200							
Blank Hiram	60	20		2000	150	10	4		3		25	15	550		75		375	150						
Ranis Henry	26			500	50	5	1						75				250							
M'Kissack William	100	30	210	6000	250	100	10		6	6	30	30	1800		170		750	300						
Rowland Jesse D	60	50	90	3000	250	200	5		4	10	40	60	990		255		500	200						
M'Kissack William	40		50	1000	115	30	5		1	1	10	4	475		85		375	50						
Harris Selburn	20		20	400	10	15	2		2		28	12	175		75		250							
Odell Simon & Son	60	10		1400	210	20	2	2	3	4	10	20	550		100		1000							
Odell Lealt	20			600	15		1		2			10	250		100		250							
Odell Calorn	26			260	50	30	2		2	2	2	20	340		50		150	200						
Grup Jacob	36		50	800	40		1		1			10	125		100		250					300		
Grup James	10			200	10		1		1			13	110		20		75					600		
Smith Jeremiah	10			150	15		3		1	1		6	275		82		225							
Woods Samuel	30	10	80	1500	100	30	3		2	2	15	20	490		25		250	250						
Odell Simon Jr	90	50	30	2600	300	100	8		2	2	5	10	775		100		500	200						
Roe Rubin	35		45	1600	100	30	6		3	4		20	615		60		300							
Roe James	65	35	60	2000	150	20	5		5	2	2	21	925		50		500							
Riggs Jesse	18			360	10	5	1		2			12	250				500							
Roe William	40	40		2000	125		2		2	2	14	13	325				375	100						
Nichols Samuel	70	6	40	5500	150	230	5	1	5	2	24	35	1510		80		500	140						
Myer Joseph	46	30	210	3000	75	10	10	3	2	4	15	20	1030		27		250	100				340		
Tanister Hiram	50	10		1000	50	50	2		1	2	9	7	250		50		250	100						
Sickey Charles	14			300	10		1		1	1	4	4	150				375							
Cloughlin John	16			200	20		1		1			12	175				275							
Stump John	30		50	500	15	10	3	2	1	2	5	15	530		100		325	65						
Odell Thomas	25	18	45	1000	10		3		2			12	7	225		120		150						
M'Ell George	8			50			3		1			3	150				100							
Sharp Anderson	35	10	35	400	50		3		3	2	15	8	325		80		375	20				500		
Grup William	25		30	555	125	10	2		2	1	7	14	250				250	50						

1157 1591
 1301
 55605
 3150
 1250
 146
 9
 83
 8
 95375
 803
 18862
 2611
 18900
 2470
 4590

State of Massachusetts, enumerated by me on the 29 day of August, 1870.


John T. Bunt, Ass't Marshal.

YEAR ENDING JUNE 1, 1870.																									TOTAL VALUE.						
Cotton. (Bales 450 lbs.)	Wool. Lbs.	Peas and Beans. Bush.	POTATOES.		Orchard products. Dolls.	Wine. Gallons.	Produce of Market Gardens. Dolls.	DAIRY PRODUCTS.			SEED.				SUGAR.				BEES.		Forest products. Dolls.	Value of Home Manufactures. Dolls.	Value of animals slaughtered or sold for slaughter. Dolls.	Estimated value of all farm produc- tion, including bet- terments and addi- tions to stock. Dolls.							
			Irish. Bush.	Sweet. Bush.				Butter. Lbs.	Cheese.* Lbs.	Milk sold. Gallons.	Hay. Tons.	Clover. Bush.	Grass. Bush.	Hops. Lbs.	Hemp. Tons.	Flax. Lbs.	Flaxseed. Bush.	Silk cocoons. Lbs.	Maple. Lbs.	Cane. Hhds. (1,000 lbs.)					Molasses. Gallons.	Wax. Lbs.	Honey. Lbs.				
25	26	27	28	29	30	31	32	33	34	35	36	37	38	39	40	41	42	43	44	45	46	47	48	49	50	51	52				
																											360	1			
											3																	260	2		
																												230	3		
											4																	300	4		
	50																									100		450	5		
	25																											500	6		
	30																								40	20		400	7		
	25																								30			340	8		
																									20			170	9		
	25										2																	290	10		
																												150	11		
																												75	12		
	55																								50	90		425	13		
	50										2														50	150		1020	14		
	100		200		175			400			1													250	200		1325	15			
	13																										75	375	16		
	60																											200	17		
	20																								25	40		600	18		
																												210	19		
																												40	210	20	
																													230	21	
																													100	22	
	30																												110	23	
	35																										55		253	24	
	10																										75		450	25	
	10																										12		180	26	
																											12		325	27	
	40																										90		290	28	
	30																												195	29	
	20										15																		225	30	
											14																			1640	31
	35										2																		575	32	
	25																								25			230	33		
	7																												175	34	
																													125	35	
	15																												200	36	
	45																										40		250	37	
																													50	38	
	33																												300	39	
																													130	40	
	496		200		175			400			45															490	2199	13925			

* This will include only such cheese as is made upon the farm. Milk sent to cheese factories will be regarded as milk sold off the farm.

SCHEDULE 3.—Productions of Agriculture in *Washington Township* the County of *Ray*, in the

Post Office: *Richmond*



Name of Agent, Owner, or Manager.	ACRES OF LAND.			PRESENT CASH VALUE.		Total amount of wages paid during the year, including value of board.	LIVE STOCK, JUNE 1, 1870.								PRODUCE DURING THE YEAR.										
	Improved.	UNIMPROVED.		Of farm.	Of farming implements and machinery.		Dolls.	Dolls.	Horses.	Mules and Asses.	Milch Cows.	Working Oxen.	Other Cattle.	Sheep.	Swine.	Value of all live stock.	WHEAT.		Rye.	Indian Corn.	Oats.	Barley.	Buckwheat.	Rice.	Tobacco.
		No.	Wood-land.														Other unimproved.	Spring.							
1	2	3	4	5	6	7	8	9	10	11	12	13	14	15	16	17	18	19	20	21	22	23	24		
1 <i>Turnwater Robert</i>	25			500	200		2	2	1	15	11	240			30		350								
2 <i>Knapp John</i>	50	110		3000	100	10	3	1				10	20	440	60		300						2000		
3 <i>Duncan John</i>	18		32	40	10		3	1	2	6	12	315			46		200								
4 <i>O'Loughlin George</i>	25			250	20			3	3	1		8	300		60		375								
5 <i>Turnwater Isaac</i>	15			150	10		2	2				10	4	150			250								
6 <i>McGuire Noah</i>	30	30	60	2000	20	10	2	1	2		1	22	10	350	30		250	100							
7 <i>Trimmer Thomas</i>	40	30	90	3000	130	36	3	1	4			30	8	730	197		500	40							
8 <i>Sharp Nathaniel</i>	12			120	10		2	2				7		250	35		150								
9 <i>Sharp James B</i>	30			300	30		2	1	1		1	7	7	310	46		250						1000		
10 <i>Overman Charles</i>	18		42	800	25		2	1		2	5	11		250	60		250	30					150		
11 <i>Bogart Alexander</i>	30		10	600	100		2	1		3	5	13		250	90		500								
12 <i>Age Mitchell</i>	50	40	30	1200	50	150	7		2	2	4	25	10	580	146		600								
13 <i>Titus Ebenezer</i>	35	5	20	1200	70	20	1	2	2		1	7	25	650	126		250								
14 <i>Titus Squire</i>	40		40	1200	30	10	1	1	2		1	15	10	275	40		200								
15 <i>Robinson Samuel</i>	10		30	400	10	20	3		3		1	27	20	450	50		75								
16 <i>Dickie Archibald</i>	40	5	66	1500	50	10	3	1	2		1	20	15	400	100		500								
17 <i>Witchins Joseph</i>	50	20	100	2500	300		5		4		5	25	17	600	100		750								
18 <i>Witchins Joseph</i>	7			140	10		3		2		3	6	6	310	38										
19 <i>Odell Joseph</i>	30		90	1500	30		3		2			10	16	260	35		250								
20 <i>Branch Benjamin</i>	20		60	1200	25		3		2			11	10	280	100		200								
21 <i>Seigle Jacob & son</i>	60	10	36	2000	35		3	3	3		9	25	20	950	28		500	30							
22 <i>Duncan Jackson</i>	20		30	500	20		1	1	1		3		16	240	37		250	20					1000		
23 <i>Odell Eli S</i>	50		20	2000	50		3	1	2		1	8	6	400	100		375						300		
24 <i>Odell Job</i>	20	10	30	600	50	10	5		1		3	15	10	425	40		300						500		
25 <i>Duncan Thomas</i>	17			500	10		2	1	2			7	10	285	33		650								
26 <i>Duncan Abram</i>	40		100	2000	60		4		3		2	15	20	560	90		500						2000		
27 <i>Blvinger Moses</i>	25			500	130	10	1	2	2		2		13	325	60		600								
28 <i>Blvinger David</i>	50	23	23	1400	160	15	5	1	2		1	20	16	575	60		750								
29 <i>Smith Thomas</i>	40	10	50	1000	40		3		1	2	1	11	14	325	45		750								
30 <i>Odell Jephtha</i>	30	20	70	1500	100	200	3		3		3	15	12	575	50		500								
31 <i>Odell Jesse</i>	50	50	47	2000	75	70	8		4		3	30	25	850	84		1000								
32 <i>Odell Aaron</i>	50	50	60	2000	100	50	4		2		4	10	10	540	50		500								
33 <i>Newton Henry</i>	40		20	800	30		4		2		1	20	10	400	30		200								
34 <i>Tomlinson William</i>	15			150	10	10	2		1		3	15	12	250	40		200						500		
35 <i>Wool James</i>	40	30	10	1600	100	10	4	2	3		1	40	12	445	95		375								
36 <i>Blvinger William</i>	70	25	95	3500	225	30	11		4		5	80	30	965	200		600								
37 <i>Craven Andrew J</i>	10			300	10		3		1		4		20	465			250	100							
38 <i>Wool John</i>	30			360	75		3		1		2		25	325			300	100							
39 <i>Born Elias</i>	40	10	190	1200	50		6		1		2	15	8	445	80		100								
40 <i>Richard Crook</i>	100	30	300	600	150	50	7		4		6		50	1270	80		750	30							
	1418	398	1832	51510	1150	715	134	20	84	4	83	582	582	17955	2573		15650	470						8050	

State of *Massachusetts*, enumerated by me on the *31* day of *August*, 1870.

John J. Purk, Ass't Marshal.

YEAR ENDING JUNE 1, 1870.

Cotton.	Wool.	Peas and Beans.	POTATOES.		Orchard products.	Wine.	Produce of Market Gardens.	DAIRY PRODUCTS.			SEED.			Hops.	Hemp.	Flax.	Flax seed.	Silk cocoons.	SUGAR.		BEES.		Forest products.	Value of Home Manufactures.	Value of animals slaughtered or sold for slaughter.	TOTAL VALUE.		
			Lith.	Sweet.				Butter.	Cheese.	Milk sold.	Hay.	Clover.	Grass.						Maple.	Cane.	Wax.	Honey.					Dolls.	Dolls.
Bales (450 lbs.)	Lbs.	Bush.	Bush.	Bush.	Dolls.	Gallons.	Dolls.	Lbs.	Lbs.	Gallons.	Tons.	Bush.	Bush.	Lbs.	Tons.	Lbs.	Bush.	Lbs.	Hds. (1,000 lbs.)	Gallons.	Lbs.	Lbs.	Dolls.	Dolls.	Dolls.	Dolls.		
25	26	27	28	29	30	31	32	33	34	35	36	37	38	39	40	41	42	43	44	45	46	47	48	49	50	51	52	
1	20										1													30	30	250	1	
2	20																								20		300	2
3	15																								40		140	3
4																											210	4
5																									10		125	5
6	45																								25		215	6
7	60																								50		500	7
8																									10		100	8
9	14																										200	9
10	12																										315	10
11	10																										290	11
12	80										3														47	195	635	12
13	14																								20		275	13
14	22																								20		130	14
15	34																								100		190	15
16	40																								45		360	16
17	50																								25	25	325	17
18	12																								12	10	100	18
19	20																								15		140	19
20	25																								10		175	20
21	60										3																300	21
22																											200	22
23	16																								76	16	275	23
24	25																								25	60	310	24
25	14																										175	25
26	40																								40	40	485	26
27																											300	27
28	40										1														50	50	480	28
29	22				15																				70	70	430	29
30	20																								15	15	255	30
31	75																								50	340	932	31
32	25																								40	200	350	32
33	20																								60		210	33
34	50																								60		200	34
35	120			20																							345	35
36	160										4														30	38	640	36
37																											130	37
38																									30	30	125	38
39	40																								50	50	225	39
40											15														10	1035	1365	40
	1220				20	15																			1019	4949	1295	

I hereby certify that the foregoing Schedule contains Eight pages and further certify that the same is truly and to the best of my knowledge and ability the Ass't Marshal and Seal of the State of Massachusetts.

* This will include only such cheese as is made upon the farm. Milk sent to cheese factories will be regarded as milk sold off the farm.



SCHEDULE 3.—Productions of Agriculture in Fishing Brook, in the County of Way, in the Post Office: Richard

Name of Agent, Owner, or Manager.	ACRES OF LAND.			PRESENT CASH VALUE.		Total amount of wages paid during the year, including value of board.	LIVE STOCK, JUNE 1, 1870.								PRODUCE DURING THE YEAR.																									
	Improved.	UNIMPROVED.		Of farm.	Of farming implements and machinery.		Horses.	Mules and Asses.	Milk Cows.	Working Oxen.	Other Cattle.	Sheep.	Swine.	Value of all live stock.	WHEAT.				Oats.	Barley.	Buckwheat.	Rice.	Tobacco.																	
		No.	Wood land.												Other unimproved.	Dolls.	Dolls.	Dolls.						No.	No.	No.	No.	No.	No.	Dolls.	Spring.	Winter.	Rye.	Indian Corn.	Bush.	Bush.	Bush.	Bush.	Bush.	Bush.
1	2	3	4	5	6	7	8	9	10	11	12	13	14	15	16	17	18	19	20	21	22	23	24	25	26	27	28	29	30	31	32	33	34	35	36	37	38	39	40	
Edward John	80			3200	20		8	2		9	25	13	9	00				86	20	625																				
Edward	41	27		1800	30		2	1		2	5	15	8	00						375	180																			
Timmons John	75	55		1500	20		9	9	1		9	43	16	00				48		150	200																			
Shelton James	180	40		4500	40		8	3	4		7	38	21	00						231	700																			
Clayton James	340	180		10000	150	275	5	5	5		17	40	40	400				300		400	400																			
Craven Balhous	35			875	50		2	1			1	0	40	420						1375																				
Metcalf John	80	40		3000			1	2						2	300																									
Williams Harriet	15			750																375																				
Crowley James	370	140		2200	1000	1000	2			9				35	830					200																				
Bates William	131	7		3500	110		3	7			6	31	30	1400				85		500	200																			
Decker William	80	40		3500	70		6	2			2	20	12	675				15		250	70																			
Opens Coloid	58	70		3500	14		4	1			4	40	7	400				37		400	200																			
Goodman John	110	21		1500	20		2	1	2	2	12		16	400				4		125	35																			
Clayton Samuel	170	70		5000	175		15	2	4		2	30	25	1500				200		2500	500																			
McLaughlin Alex	4	36		600																																				
Belton William	80	50		1200	70		2					18	8	200				75		200	300																			
Hardie Thomas	30	50		500	70		2		2		2	20	19	120				115		300	60																			
Northampton Francis	40	80		1500			2							10	200					600																				
Davis James	110	00		1200	120		6	2	2		2	10	18	775				30		100	135																			
Hankins John	80	40		2400			5	1				18	20	300				40		1200	40																			
Craven John	105	75		5000	300		16	3	5		25	60	25	2065						1250	250																			
Went William	40	50		2000	20		4		2		3	15	20	330						100																				
Williams Jeremiah	40	50		1200										5						200																				
Wynne Harriet	131	25		2500					2	2				3	165					15																				
Hankins George	40	70		2500	40		2		2			6	24	300						500	50																			
Hardie J. W.	31	30		1500	30		2	1	2	1		12	12	480				70		400																				
Crow Geo W.	30	140		3400	45		1	1	2					10	12	220				200																				
Thompson Joseph	300	80		9500	200		12	4	6		30	60	30	3400						500	300																			
Hale James	15	4		400					1					6	17	100				150	200																			
Geat Henry	100	20		3000	150		6	1			6	28	18	725				150		400																				
Crowley James	20			200	11		8		2		4	3	6	375				11		450																				
Crowley J. W.	20			500	10		4		2		3	9	9	475						400																				
Geat W. J.	119			3000	55		7		2		5	17	13	607				42		300																				
Cox James W.	50			750	15		4		2		1	2	1	250						600																				
Punch Peter	20	30		1000	25				2	2				14	9	250				60																				
Griffey Thomas	20			500	20				2					20	6	600			140																					
Brown Nathaniel	20	40		1000	175	1000	6		6		15	26	36	200				4		400	300																			
Clayton James	200	300		15000	300		14		10		40	37	50	2750						500	600																			
Clayton James	100	30		300	10	120	9	3	2		5	47	28	110				95		750	400																			
Robards John	100	57		4000	120	100	8	2	2		1	7	35	875				150		600																				

3508 2020 130565 3565 2495 184 38 101 9 308 704 974 26425 1684 20 1700 5780 100

1014

SCHEDULE 3.—Productions of Agriculture in Fishing River P.O., in the County of Bay, in the Post Office: Richmond Mo.

Name of Agent, Owner, or Manager.	ACRES OF LAND.			PRESENT CASH VALUE.		Total amount of wages paid during the year, including value of board.	LIVE STOCK, JUNE 1, 1870.								PRODUCE DURING THE YEAR.									
	Improved.	UNIMPROVED.		Of farm.	Of farming implements and machinery.		Horses.	Mules and Asses.	Milch Cows.	Working Oxen.	Other Cattle.	Sheep.	Swine.	Value of all live stock.	WHEAT.		Rye.	Indian Corn.	Oats.	Barley.	Buckwheat.	Rice.	Tobacco.	
		No.	Wood-land.												Other unimproved.	Dolls.								Dolls.
1	2	3	4	5	6	7	8	9	10	11	12	13	14	15	16	17	18	19	20	21	22	23	24	
1 Clewinger Wm	211			300	175		2	2	1				20	700				400						
2 Somers Louis	300			900	300	200	0	5	5			13	35	118	1100			1500	300					
3 Sisk Lewis	130	40		4000	100	150	7	1	8			1	50	23	900	28		500	400					
4 Hays Henry	240	240		1500	130	300	2	2	3			15	2	23	850			750	200					
5 Hays Jacob W	160	160		4500	40	175	6	1	8	2	5	25	22	875	95		400	100						
6 Houser Richard	50	70		2500	15	75	4	1	3	2	3	9	21	725	340		300							
7 Becket Henry	30	30		1600	50		8		2			4	15	71	450			150	400					
8 Gregg William	25	15		100	80		3		1				35	400	40		300							
9 Houser Aden	40			1000			1		2				27	100	57		600							
10 Coleman Samuel	30			750	75				8	1		4	6	15	400	150		150						
11 McGinn William	40	40		5600	100		10	4	4			19	40	40	1350	50		750	150					
12 Wade John	80			1600	100		5		4			1	3	10	330	73		300						
13 Hunt William J	150	150		10,000	280		8	4	5			4	40	30	1200	200		2000						
14 Miller Wm	80	50		3000	80		2	2	2			3	14	10	650	57		150						
15 Bryant George	19	31		1000	15		5		2			1	4	16	475	49		300						
16 Bryant Robert	20			500	10		1	1	1						150	42		120						
17 Glasscock William	70	50		4000	100		4	2	2					15	550			250						
18 Miller Thomas	40	40		2000	44		4	1	1				20	10	375	100		400						
19 Houser Jeff	60	60		3600	100		6	3	3			2	40	20	900	120		300	150					
20 Miller William	290	40		8500	500		11	4	3			4	36	13	450	208		500	300					
21 McLeod Joseph	40	40		3500	150		7	1					65	66	3200			300						
22 Powell Henry	80	80		3200	130		7	4	2			2	23	10	570	160		375						
23 Swaffin John	40	40		1200	70		4		2				12	10	400	50		300	60					
24 Hardie Thomas	30	50		1200	12		4		3				6	2	350			200	150					
25 Davis Samuel	30	40		1000			9		2				15	15	700			200						
26 Smart Wm	40	40		1500			4		2				12	21	450			100						
27 Houser Thomas	60	160		4400	40		8		2			8	25	10	975			250						
28 Mc Cleve David	100	220		5700	150		6	2	2			3	14	20	800	200		600	100					
29																								
30																								
31																								
32																								
33																								
34																								
35																								
36																								
37																								
38																								
39																								
40																								
		2544	1770	40	99500	2851	900	142	42	64	4	158	448	575	21689	1839		13105	2190					

State of Massachusetts, enumerated by me on the 9 day of July, 1870.

John A. Buchaus, Ass't Marshal.

YEAR ENDING JUNE 1, 1870.																											TOTAL VALUE.			
Cotton. Bales (450 lbs.)	Wool. Lbs.	Peas and Beans. Bush.	POTATOES.		Orchard products. Dolls.	Wine. Gallons.	Produce of Market Gardens. Dolls.	DAIRY PRODUCTS.			Hay. Tons.	SEED.			Flax. Lbs.	Flax-seed. Bush.	Silk cocoons. Lbs.	SUGAR.		Molasses. Gallons.	BEES.		Forest products. Dolls.	Value of Home Manufactures. Dolls.	Value of animals slaughtered or sold for slaughter. Dolls.	Estimated value of stock, including her- tenants and addi- tions to stock. Dolls.				
			Irish. Bush.	Sweet. Bush.				Butter. Lbs.	Cheese.* Lbs.	Milk sold. Gallons.		Clover. Bush.	Grass. Bush.	Hops. Lbs.				Flax. Lbs.	Maple. Lbs.		Cane. Hhds. (1,000 lbs.)	Wax. Lbs.					Honey. Lbs.			
25	26	27	28	29	30	31	32	33	34	35	36	37	38	39	40	41	42	43	44	45	46	47	48	49	50	51	52			
																										200	1			
			100		100			210			20										80				125	340	1899	2		
	100		30		20			100			8														75	180	1010	3		
			80	10	35			150			4															240	826	4		
	40		3		50			150			3												40			140	540	5		
	21		8		50			130			1												200			100	633	6		
			16					100													15					220	345	7		
			80		11			40			8															200	429	8		
																												318	9	
			20					65																		40	142	10		
	80		16		40			200			4										30		140			600	1848	11		
	18		18					210																		250	638	12		
	100		40		100			350			10															75	800	2039	13	
	20		10	10	10			90			8										10					30	240	500	14	
	4		12		5			100													24					30	120	594	15	
								30																		11	60	179	16	
					50			130																		100	813	17		
	40		10	10	60																					20	180	501	18	
	80		50	6	30			160			7										10					248	175	1957	19	
	100		10	5	150			150			5										81					240	1048	20		
											12																	870	21	
	80		20		10			50			6										40					25	160	635	22	
	30		15		1			100																		20	120	485	23	
	10		12					130													10					15	105	352	24	
								100																			100	225	25	
	30		9		30			90																			20	135	394	26
	10		10		25			100			18																20	190	584	27
	30		15		15			120			4																25	380	1170	28
																														29
																														30
																														31
																														32
																														33
																														34
																														35
																														36
																														37
																														38
																														39
																														40
838			525	41	801			3085			107									459				280	554	5370	18631			

* This will include only such cheese as is made upon the farm. Milk sent to cheese factories will be regarded as milk sold off the farm.

SCHEDULE 3.—Productions of Agriculture in Deep Grove Township, in the County of Richmond, in the

Post Office: Richmond Mo

Name of Agent, Owner, or Manager.	ACRES OF LAND.			PRESENT CASH VALUE.		Total amount of wages of labor employed in clearing value of land.	LIVE STOCK, JUNE 1, 1870.										PRODUCE DURING THE YEAR.							
	Improved.	UNIMPROVED.		Of farm.	Of farming implements and machinery.		Horses.	Mules and Asses.	Milch Cows.	Working Oxen.	Other Cattle.	Sheep.	Swine.	Value of ALL live stock.	WHEAT.		Rye.	Indian Corn.	Oats.	Barley.	Buckwheat.	Rice.	Tobacco.	
		No.	Wood-land.												Other unimproved.	Dolls.								Dolls.
1	2	3	4	5	6	7	8	9	10	11	12	13	14	15	16	17	18	19	20	21	22	23	24	
1. <u>Green Thomas</u>	27	22	140	600	110	75	2						10	235										
2. <u>Nelson Wilson</u>	170	30	60	5000	50		4	3	3		7	30	30	950		100		750	175					
3. <u>Craig James</u>	80			2000			4	2						200										
4. <u>Mansur Peter</u>	30		320	600	10		2	2		3		20	240		9		300							
5. <u>Hansen William</u>	50		180	6000	25		3	4		6		30	400		37		1000	80						
6. <u>Orlans John</u>	10	10		4000	75	200	11	3		4	12	45	1070		395		600	200						
7. <u>Wicks W.P.</u>	10	10		5000	15		3	1				10	120				350							
8. <u>Chauncey John</u>	50	30		4000	130	200	8	3		8	24	240	800		330		750	100						
9. <u>Friswell John</u>	80			3000	110		2	1				5	330				1200	400						
10. <u>Williams Gilbert</u>	140	60		7000	225	50	1	4		2	10	120	920		170		2000	150						
11. <u>Stratton Charles</u>	80	70	20	4500	70		2	3	2		4	10	15	450		25		500	55					
12. <u>Reiman David</u>	150			3700	150	350	3	2	4		8	50	5	650		400		1250						
13. <u>Faylor David</u>	15	85		1500	25		x	3		1		35	100		48		350							
14. <u>Grady James</u>	90	30		4000	150	75	5		2		16	35	19	900		250		1000	200					
15. <u>Thompson Chick</u>	40			1000	20		1	1	3		6	20	200		38		500	100						
16. <u>Willson W.T.</u>	320	150		13000	400	500	12	4	10	2	30	10	30	2000		300		3000	700					
17. <u>Danaher James</u>	110	100	10	4500	200	125	4	3	3	4	15	35	500		158	70	1000	400						
18. <u>William W.A.</u>	130	150		3000	120	75	9		4		6	20	15	800		124		625	150					
19. <u>Van Henry</u>	30	50		2700	130		3		4		11	15	35	900		120		1000	150					
20. <u>McCarthy Fred</u>	60	90		4000	40		3		8	2	30	24	1400		35		1000	300						
21. <u>Rhodes David</u>	65	35		3000	175		2		2		4		15	425		325		500	50					
22. <u>Shirley Samuel</u>	60	14	20	2500	175		2		2		3		14	450		120		400	50					
23. <u>John Thomas</u>	60	10	10	1680	30		3		3		10	21	500				300	75						
24. <u>Evans John</u>	30	15	20	1500	100		4		3		8	7	21	400		40		325	150					
25. <u>Evans George</u>	53	74		3000	200	100	8	1	4		13		28	550		36		300	200					
26. <u>Evans George</u>	37			700			2						300											
27. <u>Conrad George</u>	23	17		800	75	30	3		3	2	4	13	370				100							
28. <u>Smith Samuel</u>	50		120	700	130		3	2	3		9		20	450		40		400	75					
29. <u>Shields James</u>	40			800			3						200											
30. <u>Brink Michael</u>	150	200	50	2000	175		4		2				9	560			2000							
31. <u>Haldeman Mich</u>	40			800	100		3						200											
32. <u>Boiman Ambrose</u>	50	10		1800	130		3	1	4				4	350										
33. <u>Franklin James</u>	35	37		3000	200	11	13		4	3	18	15	13	1200		34		2000	400					
34. <u>Hyatt David</u>	40	5		700	250		3		1	x			3	200										
35. <u>Evans John</u>	50	10		1500	100		3		1				1	200										
36. <u>Lyons Ralph</u>	150	20		3000	300		6		1		3	25	25	800		18		300	150					
37. <u>Wells William</u>	80	30	40	3000	200	75	3		1		3		49	500		100		150	100					
38. <u>Edwards E.</u>	120	80	30	5000	75	150	4	1	5		10	7	15	500		130		200	150					
39. <u>Smith Thomas</u>	150	30	20	3700	175	40	7		2		3	8	13	800		72		300	400					
40. <u>Hayes Addison</u>	200	20		7500	100		1		3				530											

3446 1426 1610 16920 5440 1955 170 19 107 12 232 348 718 24085 3562 10 25550 5000 4968 21 3085 4 4550 5.26.5

State of Michigan, enumerated by me on the 28th day of June, 1870.

John A. Buchanan, Ass't Marshal.

YEAR ENDING JUNE 1, 1870.																									TOTAL VALUE.								
Cotton. Bales (450 lbs.)	Wool. Lbs.	Figs and Dates. Bush.	POTATOES.		Orchard products. Dolls.	Wine. Gallons.	Produce of Market Gardens. Dolls.	DAIRY PRODUCTS.			Hay. Tons.	SEED.		Hops. Lbs.	Hemp. Tons.	Flax. Lbs.	Flax-seed. Bush.	Silk cocoons. Lbs.	SUGAR.		Molasses. Gallons.	BEES.		Forest products. Dolls.	Value of Home Manufactures. Dolls.	Value of animals sold for slaughter. Dolls.	Estimated value of all farm produc- tion, including bet- terments and addi- tions to stock. Dolls.						
			Irish. Bush.	Sweet. Bush.				Butter. Lbs.	Cheese.* Lbs.	Milk sold. Gallons.		Clover. Bush.	Grass. Bush.						Maple. Lbs.	Cane. Hhds. (1,000 lbs.)		Wax. Lbs.	Honey. Lbs.										
25	26	27	28	29	30	31	32	33	34	35	36	37	38	39	40	41	42	43	44	45	46	47	48	49	50	51	52						
	64		8								2																125						
	64		8								2																500						
																											300						
			50																								300						
			50																								725						
			60	8																	27			61			1400						
																											140						
	30		60	20							20														120		1193						
																											750						
											10																1000						
	10																										350						
	150		100	18	15						8											120					1350						
			5																								180						
	75		25		100						10														15	200	1525						
	50		15																			22			20	49	425						
	30		20	20	500			200			20											40			20	500	4150						
	45		40					150							40											73	255	1510					
	45		20		20			300			4															25	200	940					
	40		40					400			10				35							40				75	105	1200					
	711		21	13	50			500			3														300	100	220	1545					
			20	13				130																				625					
			20	10				130			2																	400					
								100																				480					
								100			1																125	450					
	711							200			8															100		1400					
																												211					
			10					250																			100	208					
			15					200			6																50	340					
																												400					
																											250	1250					
																												200					
																												350					
			15		25			300			8																	1500					
																												300					
																												500					
	511		211		211			100			5																25	25	278	757			
			15	5				50																				133	705				
			15		37			200			11																	25	30	122	824		
	211		38		240			200																				120	20	80	800		
																													800	2200			
	873		731	105	780			3550			137																	309	620	55	644	3428	34003

* This will include only such cheese as is made upon the farm. Milk sent to cheese factories will be regarded as milk sold off the farm.

SCHEDULE 3.—Productions of Agriculture in Grape Grove Township, in the County of Cuyahoga, in the Post Office: Richwood Mo.

Name of Agent, Owner, or Manager.	ACRES OF LAND.			PRESENT CASH VALUE.		Total amount of wages paid during the year, including value of board.	LIVE STOCK, JUNE 1, 1870.								PRODUCE DURING THE YEAR.										
	Improved.	UNIMPROVED.		Of farm.	Of farming implements and machinery.		Horses.	Mules and Asses.	Milch Cows.	Working Oxen.	Other Cattle.	Sheep.	Swine.	Value of all live stock.	WHEAT.				Rice.	Tobacco.					
		Woodland.	Other unimproved.												Dolls.	Dolls.	Spring.	Winter.			Rye.	Indian Corn.	Oats.	Barley.	Buckwheat.
1	2	3	4	5	6	7	8	9	10	11	12	13	14	15	16	17	18	19	20	21	22	23	24		
1	Cunningham William	180	20	60	3000	50		4	2	1	12	3	4574				200	50							
2	Cunningham John	20			500	10		2	2		3	2	100				400	40							
3	Ellis John	13			260	15		1	1			2	75				400								
4	Balton Geo W	50	31		2000	100		2	2	3			20	300		280		500							
5	Smith Jack	20			800	25		2	1	1			12	200				500							
6	Red Richard	80	110		5700	150	200	12	2	2	4		30	1350		15		2000	350						
7	Red Thomas B	90	30		3600	150		4						300				1200	300						
8	Gentry Benjamin	70	13		2575	200		1	7	4		14	20	40	2380		200		1500	250					
9	John Mary	70	30		1500	100		9	4	4			8	20	528				700	70					
10	John Dyer	60	60		1800	50	100	1				8		175		70		500	250						
11	Permy James	30	30		800	25		2	1	1			10	280				500	50						
12	Carroll Moore	30	170		2500	150		2	1	5		13		25	450			250	50						
13	Kearney Moody	70	150		7200	50		4	5	3		5	20	1000				500	100						
14	Baker John	5	35		600	25		2	1	1			15	250				1000							
15	Proctor Joseph	80			1500	250		2	2	3		3	8	5	650	25		1000							
16	Campbell Alexander	110	100	20	5900	200		17	8	4		8	14	25	1000		50		750	325					
17	Layman Roskiab	57	30		1500	75	25	1	5			6	12	14	800		50		800	380					
18	Layman George W	42			1000	50	20	5		2		1	5	6	450		20		500						
19	Truman William	100	50		4000	250	40	0	1		15	24	14	900				1000	200						
20	Duncan Thomas	40			1000	20		2	1				28	1	200				500						
21	McCann John	140			1000	10		1						60				500							
22	McHenry John	40	10		1500	10		2	1	1				200				1000							
23	Hutton Edmund	200	15	20	4800	300	800	8		4		2	12	10	1000		25		500	1100					
24	Parke Robert	140			500	100		2		2				275											
25	Robinson Elias	130	15	20	4625	150	80	8	4	2		10		70	900		15		1500	250					
26	Stackton Samuel	70	14	8	3200	200		8		2		4	12	40	600				500	400					
27	Penniston John	50	70		2400	30		2	5	3		3		2450				400	50						
28	McCann Peter	80	30		2500	175		9	4	9		7	15	800				1000	200						
29	Cray John	180	40	40	4800	175		7	4	2			6	1000				500	370						
30	McCay Andrew	80			1500	100		9	3	1		18	20	900				300	150						
31	Pulle Levi	80	48	40	3000	50		1	8					100				1000	150						
32	Jackson John	50	150		5000	100		9	4		8	60	24	750				500	150						
33	McNair John	80	45		3500	150		1	8	2	8	34	30	1100				1400	450						
34	Baird David	260	80	94	10000	150		1	11				34	900		145		1000	150						
35	Balton Charles	28	21		900	10		2	2				5	150		130		300							
36	Elder John W	125	35		1500	100	30	10	2	2		8		65	2000				750						
37	Penniston John	320	80	150	15200	700	80	14	3	3		3	60	3800		700		6000	150						
38	Branstetter John	80			1600	25		2	1				12	175		14		500	140						
39	Bachman John	300	55		8875	200	300	10	5	2	20		150	3520		220		3000	500						
40	Tooker William	60	10	20	6600	150		1	2	1			2	200				100							
		39320	1767	834	12225	5170	1645	220	37	109	8	232	280	888	31208	40	2099	36450	6850						

047
7
310

13727

1530

State of Massachusetts, enumerated by me on the 10th day of June, 1870.

John P. Buchanan, Ass't Marshal.

YEAR ENDING JUNE 1, 1870.

Cotton. Bales (450 lbs.)	Wool. Lbs.	Peas and Beans. Bush.	POTATOES.		Orchard products. Dolls.	Wine. Gallons.	Produce of Market Gardens. Dolls.	DAIRY PRODUCTS.				SEED.				SUGAR.				BEES.		Forest products. Dolls.	Value of Home Manufactures. Dolls.	Value of animals slaughtered or sold for slaughter. Dolls.	TOTAL VALUE. Estimated value of all farm produc- tion, including bet- terments and addi- tions to stock. Dolls.			
			Irish. Bush.	Sweet. Bush.				Butter. Lbs.	Cheese.* Lbs.	Milk sold. Gallons.	Hay. Tons.	Clover. Bush.	Grass. Bush.	Hops. Lbs.	Hemp. Tons.	Flax. Lbs.	Flax-seed. Bush.	Silk cocoons. Lbs.	Maple. Lbs.	Cane. Hhds. (1,000 lbs.)	Molasses. Gallons.					Wax. Lbs.	Honey. Lbs.	
25	26	27	28	29	30	31	32	33	34	35	36	37	38	39	40	41	42	43	44	45	46	47	48	49	50	51	52	
			20					100																			157	
	10		6								1										21			20			271	
			11																		31						275	
			2					125			2															70	495	
								50																		30	282	
			11					100			28										40					1	2033	
			40					100			8																150	932
			28					200			10																350	1587
	21							200																				695
								50																			300	702
								50																			25	217
			25		20			200			8										21		100	15	300		800	
	16							150																	20	150		469
											5																	675
	28	21						150			4																400	511
	27	31		25				200			5										25			25	220		1111	
	18	30	6	30				150			10										30			20	250		918	
	30							50																			90	430
																											150	740
	31	1	35																		20			15	2		290	
	25		30																		25							325
			21					100																	30			606
			40	15				250																			240	1975
																												235
			30					100			6																240	1401
	21		20		30			200																			200	1151
			11																									218
	40		25		25			200			8										90				90	250	1058	
			30					150			5										20			37	35		588	
	25		20					100			5										30			15	125		324	
			40								11																	592
			20	10				200			10																	636
	50		40					300			5																	1250
			10		30			100																			120	725
																												338
																												1875
			30		20			200			110																3900	9830
			40																									339
			60		150			300			120		2														14500	7632
			11																								120	608
	324	1	738	31	285			4075			162		6								362		400		308	12726	45590	

* This will include only such cheese as is made upon the farm. Milk sent to cheese factories will be regarded as milk sold off the farm.

SCHEDULE 3.—Productions of Agriculture in Virginia, in the County of Ray, in the Post Office: Richmond Va

OCT 1870

Name of Agent, Owner, or Manager.	ACRES OF LAND.			PRESENT CASH VALUE.		Total amount of wages paid during the year, including value of board.	LIVE STOCK, JUNE 1, 1870.								Value of All Live Stock.	PRODUCE DURING THE YEAR.									
	Improved.	UNIMPROVED.		Of farm.	Of farming implements and machinery.		Horses.	Mules and Asses.	Milch Cows.	Working Oxen.	Other Cattle.	Sheep.	Swine.	WHEAT.											
		Wood-land.	Other unimproved.											Dolls.		Dolls.	No.	No.	No.	No.	No.	No.	No.	Dolls.	Spring.
No.	No.	No.	Dolls.	Dolls.	Dolls.	No.	No.	No.	No.	No.	No.	No.	Dolls.	Bush.	Bush.	Bush.	Bush.	Bush.	Bush.	Bush.	Lbs.	Lbs.			
1	2	3	4	5	6	7	8	9	10	11	12	13	14	15	16	17	18	19	20	21	22	23	24		
1 <u>Snider Nicholas</u>	40	25		3000	175		2		4		7	30	20	500		20		750	150						
2 <u>William Jones</u>	44	5		980	50		2		3				1	150				500							
3 <u>Raymond W</u>	40			800	75		3	2	1					200											
4 <u>Harold Thomas</u>	80			2000	75		6	2	4		11	19	18	750				750							
5 <u>Case William</u>	85	5		2000	10		2		2				19	910				200	30						
6 <u>Cummings Thos</u>	80	31		2750	75		4	2	3				20	400		27		500	210						
7 <u>McCombs John</u>	80	10		1200	75		8		4		1		20	500											
8 <u>Waters William</u>	70			2500	100		8		11		7		18	750				500	100						
9 <u>Pope Abraham</u>	150	7	10	6500	300	100	15		7		14	19	190	1100				1500							
10 <u>Keath Silas</u>	80	20	45	3500	100	100	7	1	3		6	20	25	800		30		1200	150						
11 <u>Smith William</u>	80	52		3300	150	30	8		2	2	2		20	900		25		200	100						
12 <u>McCrustin Lucian</u>	150	11		6500	200		13	1	5		8	15	100	2000		50		1250	300						
13 <u>McBee Frank</u>	35	11	10	1500	50		5		3		13	10	22	700		20		800	50						
14 <u>Jackson Kelly</u>	125	25		3500	25		5	5	1		10		12	750				500	100						
15 <u>Hutton George D</u>	15			500	10		2		1				5	250		14		125							
16 <u>Geo B Wain</u>	70			100					2				1	67				100							
17 <u>Carroll William</u>	125	25		3750	10		5		2				25	250				1000	100						
18 <u>McBee William</u>	80	10		2250	125		1		2				20	400		50		625	134						
19 <u>Knicker Lewis</u>	95	10		3150	20		4		2	3	20	7	400		7		500	150							
20 <u>Hanna Nancy E</u>	50	30		3000	130	100	5		4		11	1	30	800		100		1000	250						
21 <u>McBee Katharine</u>	35	40		1300	20		3		1		2	13	20	250				200	75						
22 <u>Russell Elizabeth</u>	28	47		5000	70		2	2	2					250				500	100						
23 <u>Elliott James</u>	31	15		1000	20		1		1				4	75		10									
24 <u>McCrustin B F</u>	200	300	450	13500	251	250	9	9	4		28	1	40	1800		20		1250	250						
25 <u>McCrustin Owen</u>	80	40		2500	30				4					600				1500							
26 <u>Kim said John</u>	30	30		950	100		3	3	3		2		14	170		30		800	100						
27 <u>Cummins William</u>	40	120		3200	130		3		2		4	4	8	300		40		250	100						
28 <u>Combs Nathan</u>	80	30	40	4000	75		8		3	4	1	50	40	1200		50		750	125						
29 <u>Russell W</u>	77	25		2000	125		10	3	5		1		10	1500				2000	200						
30 <u>Waring W</u>	15	31	50	2300	100	120	4	3	4		15		30	1000		15		500	75						
31 <u>Kiss Joseph</u>	40			1000	10				1					75											
32 <u>Harber Thomas</u>	30	30		1500	20		1		1					150				500	200						
33 <u>Beal Edward W</u>	80	54		2900	50		3		3		2	16	18	300		75		500	50						
34 <u>Wagner Edward</u>	100	80	18	5000	150		11	5	21		18	29	25	1300				875	200						
35 <u>Dixon Philanth</u>	70	13	30	3000	50	100	3	3		3	3		150	450				500	100						
36 <u>Kate Elliot W</u>	20	20		250			1							100											
37 <u>Woodward Albert</u>	25	25		1500	135		2		2		1	3	9	350				100	75						
38 <u>Dixon Peter</u>	35	15	45	1500	100	100	3		4		3		8	450				500							
39 <u>Stank John</u>	70	45	15	1100	25	50	5	1	3		10	5	13	500				400	75						
40 <u>Harrison George</u>	100	10		2200	175	100	2		2		15	7	8	550				300	100						
	2309	1136	1020	10455	3550	1130	186	40	99	9	213	264	870	23842		655		24325	3804						

1043 3450 850 #

State of Missouri, enumerated by me on the 18 20 21 day of June, 1870.
 _____, Ass't Marshal.

YEAR ENDING JUNE 1, 1870.

Cotton. (450 lbs.)	Wool. Lbs.	Peas and Beans. Bush.	POTATOES.		Orchard products. Dolls.	Wine. Gallons.	Produce of Market Gardens. Dolls.	DAIRY PRODUCTS.			SEED.			SUGAR.			BEES.		Forest products. Dolls.	Value of Home Manufactures. Dolls.	Value of animals slaughtered or sold for slaughter. Dolls.	TOTAL VALUE. Dolls.							
			Irish. Bush.	Sweet. Bush.				Butter. Lbs.	Cheese.* Lbs.	Milk sold. Gallons.	Hay. Tons.	Clover. Bush.	Grass. Bush.	Hops. Lbs.	Hemp. Tons.	Flax. Lbs.	Flax-seed. Bush.	Silk cocoons. Lbs.					Maple. Lbs.	Cane. Hhds. (1,000 lbs.)	Molasses. Gallons.	Wax. Lbs.	Honey. Lbs.		
25	26	27	28	29	30	31	32	33	34	35	36	37	38	39	40	41	42	43	44	45	46	47	48	49	50	51	52		
	25		30					200																	25	200	850	1	
			30					50																				91	2
			10					50																				100	3
	11		30		50			300			7										20	100		30	50	14	10	4	
	37		30					300																			30	487	5
			21		20			100													10						30	580	6
					20			50																				727	7
																											120	285	8
			35								2																75	595	9
	18		30		30			200													20			50	600	18	1835	10	
																												300	11
	7		30					150																			400	1125	12
	1		17					40																				275	13
	30		14					100													20			75	145	5	25	14	
			30					140													35					215	552	15	
	30		75					270			13										30			40	150	17	99	16	
	80		50					100																		800	2054	17	
																												398	18
			31					170																			250	550	19
	39		200					200													40			20	650	12	44	20	
	170		57		45			150																		110		524	21
	40		15					200			3																1040	1541	22
																												450	23
	9	20	50					100													30			31	18	272	24		
	12		20					300			1															400	372	25	
	12							175																		120	556	26	
																												200	27
								25																				50	28
	911		10					250			20																3500	3575	29
																												752	30
	80		10					370			3																700	1753	31
	100		50		100			300			20										150			20	900	24	60	32	
	8		120		40			250			4															40	390	33	
	27		5																		120			40	55	408	34		
	30		20		50			70			2										40					37	460	35	
			10																								75	181	36
			30					200			5										250					300	1340	37	
																												300	38
			80		175			300			15																1500	2554	39
																											1400	4500	40
	930	2	1018		560			5250			2	97			1/2					865		100		441	16025	39290			

* This will include only such cheese as is made upon the farm. Milk sent to cheese factories will be regarded as milk sold off the farm.



SCHEDULE 3.—Productions of Agriculture in Yupik Grant Territory, in the County of Reynolds, in the Post Office: Richardson

Name of Agent, Owner, or Manager.	ACRES OF LAND.			PRESENT CASH VALUE.		Total amount of wages paid during the year, including value of board.	LIVE STOCK, JUNE 1, 1870.								PRODUCE DURING THE YEAR.								
	Improved.	UNIMPROVED.		Of farm.	Of farming implements and machinery.		Horses.	Mules and Asses.	Milch Cows.	Working Oxen.	Other Cattle.	Sheep.	Swine.	Value of All Live Stock.	WHEAT.		Rye.	Indian Corn.	Oats.	Barley.	Buckwheat.	Rice.	Tobacco.
		No.	Woodland.												Other unimproved.	Dolls.							
No.	No.	No.	Dolls.	Dolls.	Dolls.	No.	No.	No.	No.	No.	No.	No.	Dolls.	16	17	18	19	20	21	22	23	24	
1. <u>Pat. Wilson</u>	120			1750	100	90	1	3	3			2	850				500						
2. <u>Stephens Saml</u>	30	130		1000	110		10	2	4	3	15	11	1000		8		100						
3. <u>Simmons Wm</u>	17		381	4000	10		2	2		1		2	100				400						
4. <u>Wright Thomas</u>	40	30	90	1500	20		5		2	4	24	22	425				300						
5. <u>Stephens Wm</u>	30	70	20	1500	120		9		5	6	75	15	750				200	50					
6. <u>Quinn Wm</u>	50	70		1200	100		10	1	3	25	20	30	950		65		600	275					
7. <u>Wright Wm</u>	40	20	50	200	125		10		3	5		8	850		50		500	100					
8. <u>Alberson Minnie</u>	80	40		1500	100		3		20	3		12	300		25		800	200					
9. <u>Riley Susan</u>	100	40	280	5000	250		8		3	2	3	20	13	700			1000	400					
10. <u>Bowen Jacob</u>	100		160	3200	40							1	50				300						
11. <u>Hatfield Wm</u>	150		1	4000	135		5	4	4	107		19	875		30		600	70					
12. <u>Stephens John</u>	320			5400	350	100	4		1			5	7	250									
13. <u>Scott Stephen</u>	40			1000													750	150					
14. <u>Petty John A.</u>	120	80	50	4000	175		12	3	5	2	30	40	35	5500			1500	250					
15. <u>Butter Milton</u>	40	80		1200	30		4	2	2	17	21	14	600	40			1000	240					
16. <u>Wolman Wm</u>	320			5500	150	140	13	4	9	2	12	38	30	1750			300	600					
17. <u>Hatfield James</u>	40			1500	150	25	5	3	5	20	12	10	1200		30		600	117					
18. <u>Lucie Weline</u>	10	80	3	500	35		2		1				150				250						
19. <u>Cook Mathias</u>	40			500	20		1		2				100				600	60					
20. <u>Butter Moses</u>	80	80	200	3500	125	240	8	2	4	20	11	21	18	900		12	600	54					
21. <u>Norman William</u>	100	40	40	4450	175		7	20	3	14		20	800				750	250					
22. <u>Neal James</u>	70			1400	50		2		1				125				600	300					
23. <u>Cramer Wm</u>	120	40	120	5000	150		10	6	12	2	6	24	21	1525			500	300					
24. <u>Beeford John</u>	110	90		3500	175	200	10		4	6		20	1000				1000	550					
25. <u>Castahous Jackson</u>	80	30		2000	150		2	8	2	16		60	1100				750	150					
26. <u>Bowman James</u>	40			800	10		2	1				3	170										
27. <u>Wells Nancy</u>	40			1500	20		3		3		7	17	250				400						
28. <u>Thompson Wm</u>	40			1000			2		2			8	5	150									
29. <u>Thompson Richard</u>	300	240		13000	300	400	13	4	5	25		40	2700		100		2000	1000					
30. <u>Lee Susan</u>	40			850	120		2		1			2	125				600						
31. <u>Coffman Seymour</u>	40			800	115		5		4	10			450				500	40					
32. <u>Hills Wm</u>	70	50		4000	1200		9	1	4	18	8	30	1000				250	50					
33. <u>Cramer John</u>	12	150		3325	175		7	2	3	20	34	25	59	1300		54	150						
34. <u>Harrison Spencer</u>	50	150		2000	30		2		1	2		2	175		150		600	50					
35. <u>James</u>	20	50		1200	80		4		3	4	20	18	450		100		400	100					
36. <u>Meyers Charles</u>	100	140		3500	95		7		5	16	14	66	850		100		500	100					
37. <u>W. Smith John</u>	40	70	30	2000	120		7	1	1	2		10	400				900	50					
38. <u>Meyers John</u>	50			300			4		3	9		26	425				500						
39. <u>Peter George</u>	70	80		1500	50		3	2	3	3	21	15	577		50		400	50					
40. <u>Peter Jacob W</u>	30	80		150	50		3	1	3	5	25	19	500		30	23	300	35					
				3238	1343	1384	1037	15	4100	995	217	54	125	16	471	433	728	2700	40	811	203	23200	5542

State of Missouri, enumerated by me on the 21 day of June, 1870.

John A. Buchanan, Ass't Marshal.

YEAR ENDING JUNE 1, 1870.

Cotton.	Wool.	Pens and Beans.		POTATOES.		Orchard products.	Wine.	Produce of Market Gardens.	DAIRY PRODUCTS.			SEED.			SUGAR.			BEES.		Forest products.	Value of Home Manufactures.	Value of animals raised or sold for slaughter.	Estimated value of all farm production, including bot- ternents and addi- tions to stock.	TOTAL VALUE.							
		Bales (450 lbs.)	Lbs.	Bush.	Bush.				Bush.	Dolls.	Dolls.	Lbs.	Lbs.	Gallons.	Tons.	Bush.	Bush.	Lbs.	Tons.						Lbs.	Hds. (1,000 lbs.)	Gallons.	Lbs.	Lbs.	Dolls.	Dolls.
25	26	27	28	29	30	31	32	33	34	35	36	37	38	39	40	41	42	43	44	45	46	47	48	49	50	51	52				
			10					100																			278	1			
	30		5					150																				107	2		
			25					75													8							230	3		
	30		100					75													88	12	100		50			310	4		
	70		50					275													13				30			257	5		
	40		30					300			4										8	10	100		13	200		840	6		
			15		21			75																					420	7	
	1		10					100													20				15	60			514	8	
	50		15		30			150													13				40	87			924	9	
																													150	10	
	60	1	20		30			100			15														30	828			1675	11	
																													850	12	
																													415	13	
	90		70		40			175			10										80				75	700			1986	14	
	50				100			100			1										50				40	155			944	15	
	75	1	50		40			300			6			6							60				60	340			1800	16	
	44		8		130			125			65		10								23	10	100		150	760			720	17	
																													120	18	
								75			2																		864	19	
	50		30		10			125			5										5	4	50		30	315			870	20	
			20					175					5														400			1009	21
																													420	22	
	60		40					400			6													120	150	30	210			1010	23
	35		120		100			200			5										20				40	350			1440	24	
			25		135						3																		490	25	
																													200	26	
	120		20		75																						15	1		241	27
																														300	28
			40					300																						6662	29
																														370	30
	20		30					100			4																			493	31
			10					80																						208	32
	40		40		100			100			1		11													25	470			807	33
	11		8		x			35			3										10				13	71			456	34	
	6		18					130			4										30				30	150			594	35	
	40		12					200			4										45					50			697	36	
											1																			672	37
																														250	38
	50		15					100			2										20									421	39
	50		30					40													14									206	40
	970	2	861		655			4260			81		26		6					387	48	500		725	9355			30075			

* This will include only such cheese as is made upon the farm. Milk sent to cheese factories will be regarded as milk sold off the farm.

76

SCHEDULE 3.—Productions of Agriculture in Gray's Grove, in the County of Township, in the Post Office: Richmond No.

Ray?



Name of Agent, Owner, or Manager.	ACRES OF LAND.			PRESENT CASH VALUE.		Total amount of wages paid during the year including value of board.	LIVE STOCK, JUNE 1, 1870.									PRODUCE DURING THE YEAR.								
	Improved.	UNIMPROVED.		Of farm.	Of farming implements and machinery.		Horses.	Mules and Asses.	Milch Cows.	Working Oxen.	Other Cattle.	Sheep.	Swine.	Value of All Live Stock.	WHEAT.		Rye.	Indian Corn.	Oats.	Barley.	Buckwheat.	Rice.	Tobacco.	
		No.	Woodland.												Other unimproved.	Dolls.								Dolls.
1	2	3	4	5	6	7	8	9	10	11	12	13	14	15	16	17	18	19	20	21	22	23	24	
Fells James	100	100		5000	150	1	12	3	0	5	20	20	1000		70		1000	100						
Fragin James	100	120		6000	100	100	11	1	0	8		30	900				750	150						
Fragin John S.	80			2400	80	150	2	3	5		30	400			130		500	150						
Hastons Julian	10	5		200	10		4		2			12	375		5		300	100						
Hempins Aug	38	30		1000	20		1		1			1	100		75		200							
Hugh William	50	100		4000	70		7	1	5	6	9	10	900		144		250							
White Joseph	60	100		3000	100		4	2	2	3	20	15	550		100		1000	150						
Kidd James	12	28		600					1				50				200							
Welch Edward	40	75		2000	20		2		2	4	5	14	300				400							
Ticks Michael	100	50		4000	200		4		2				400		30		400	300						
Leeman Charles	20	120		4000	50		3		5			18	15	400		80		300	120					
Braden Martin	40	25		1500	50		2	1	2	4	15	11	300		50		200	70						
Wilson Hattie	80			2000	50		2		1	3		23	220		120		100	150						
Boice Willie D	90	30		1800	40		5		8	1		30	450		300		500							
Guy John	120	35		3000	300	150	4	4	5	8	8	23	700		300		500							
Humbrough John	50	40		2000	40		3	1	4	1	10	10	350		150		750							
Fells James	38	20		500	10		1		1	3	8	10	175		30		200							
Mathews Mary	15	8		350			2		1			10	4	175			300							
Shimman Wm	5	5		100	10		1	2				6	15	200			100							
Roberts John	8	4		180					1				100				90							
Mathews Robt	35	20		1000	00		3	1	1	2	4	30	350		110		400							
Henry Jackson	5			100			2		1				5	100			150							
Mathews William	12	28		500					3			3	3	125			250							
McChristian Carl	100	40		2000	250		10	8	2	4	8	21	1000		100		250							
Ticks Hylan	25	35	40	2000	50		2		1				7	200		10		100	50					
Cuthfield Anderson	40	40		800	25	50	1	2	2	1	30	4	400											
Thompson James	12	15		600	125		1	3	3				11	500		30		300	200					
Cuthfield Simon	40	50		2000	20		3		4			3	2	175			200							
McCheser Frederick	35	75		2200	40		2		4	1	8	25	350		70		750							
Linnay Harriet	18	33		1500			1						10	100			400							
Joseph	70	29	21	2400	300	100	3	2	2	4		30	700		110		600	250						
Branstetter Lafayette	40	80		2500	100		4		1	3	30	21	500		30		500							
Bygones Albert	40			800	50		1	2	3	5		5	300		30		200							
Parker Emerson	35			1200	15		2	2					15	300		30		50						
Giffin William	120	150		7000	100		3	3	0	7	10	35	1100		220		1000	200						
Hall Maryann	8	40	50	3500	150		2	2				10	15	350		50		700	100					
Hughes James	400	350	200	20000	300	900	21	12	15	3	20	25	140	5900	1000		4000	150						
Bullback Wm B	30	130		2000	120		7	1	4	10	15	15	300	40			300							
Williams James	35	35	34	3500	40		9	1	2	2	23	11	800	119	120		350	200						
Parker J H	80			2000	100		2	4	2	4		10	700		100		400	200						
				2355	2096	335	96630	3149	1461	150	59	110	2	112	2188	756	23100	89	3759	19146	2660			

State of Wisconsin, enumerated by me on the 7 8 9 day of July, 1870.
 Ass't Marshal.

YEAR ENDING JUNE 1, 1870.

	Cotton. Bales (450 lbs.)	Wool. Lbs.	PEAS AND BEANS.			POTATOES.		Orchard products. Dolls.	Wine. Gallons.	Produce of Market Gardens. Dolls.	DAIRY PRODUCTS.			Hay. Tons.	SEED.			Hemp. Tons.	Flax. Lbs.	Flax-seed. Bush.	Silk cocoons. Lbs.	SUGAR.		Molasses. Gallons.	BEES.		Forest products. Dolls.	Value of Home Manufactures. Dolls.	Value of animals slaughtered or sold for slaughter. Dolls.	TOTAL VALUE. Dolls.			
			Bush.	Bush.	Bush.	Irish. Bush.	Sweet. Bush.				Butter. Lbs.	Cheese.* Lbs.	Milk sold. Gallons.		Clover. Bush.	Grass. Bush.	Hops. Lbs.					Maple. Lbs.	Cane. Hhds. (1,000 lbs.)		Wax. Lbs.	Honey. Lbs.							
	25	26	27	28	29	30	31	32	33	34	35	36	37	38	39	40	41	42	43	44	45	46	47	48	49	50	51	52					
1		40		15		40			21	240		4															1500	3250	1				
2				5	2	25				200		4												6	100		200	903	2				
3				14						100		1												5	100		400	924	3				
4				10						100																15	120	350	4				
5																												2056	5				
6		20		30		140				300		7															200	715	6				
7		20		30						200		2														15	225	1048	7				
8										50																		75	187	8			
9																												200	9				
10				8						30		8															90	017	10				
11		40		30		80				180		7											8	7	75	20	150	531	11				
12		30		30		75				100		5															90	408	12				
13				16						75																		75	358	13			
14				24		35				130		3															135	757	14				
15				8		10				300		8															35	350	1117	15			
16		38		40		210				75		8															45	120	877	16			
17		12		20						30															25			90	258	17			
18		20		20						40															25			30	222	18			
19																												50	110	19			
20		20		100	10					80		2																250	548	20			
21				10																								45	125	21			
22		10								130														2	30			100	742	22			
23				30						150		4															80	125	222	23			
24				20						00															25		35	115	230	24			
25																													515	25			
26				21						130		3														50	25	305	717	26			
27		11		8						200																		120	279	27			
28		15		20						130																		45	329	28			
29				10						270																		170	375	29			
30				15						100		8																200	744	30			
31		28		25						75		4															50	33	285	908	31		
32				12	0					130																	30	150	333	32			
33				15						100																		45	200	33			
34		20		40						300																		50	1390	34			
35		31								110															30		30	200	717	35			
36		110		130		20				300		40																2500	5853	36			
37				25						200		1																445	397	37			
38		35		40						100																		140	359	38			
39										100																			350	590	39		
40																													90	40	40		
	529		815	18		425				4725		116															303	15	325	323	8990	28650	

* This will include only such cheese as is made upon the farm. Milk sent to cheese factories will be regarded as milk sold off the farm.

SCHEDULE 3.—Productions of Agriculture in Rayville Parish, in the County of Ray, in the Post Office: Richmond No.

Name of Agent, Owner, or Manager.	ACRES OF LAND.			PRESENT CASH VALUE.		Total amount of wages paid during the year, including value of board.	LIVE STOCK, JUNE 1, 1870.								PRODUCE DURING THE YEAR.									
	Improved.	UNIMPROVED.		Of farm.	Of farming implements and machinery.		Horses.	Mules and Asses.	Milch Cows.	Working Oxen.	Other Cattle.	Sheep.	Swine.	Value of all live stock.	WHEAT.		Rye.	Indian Corn.	Oats.	Barley.	Buckwheat.	Rice.	Tobacco.	
		No.	Wood-land.												Other unimproved.	Dolls.								Dolls.
1	2	3	4	5	6	7	8	9	10	11	12	13	14	15	16	17	18	19	20	21	22	23	24	
1 Taylor Samuel	30	20		750	150	40	9	1	2		2	8	21	888		90		300						
2 W. J. Fair	25	19		400					3					75	70			60						
3 W. J. Fair	25	19		400					3					75	70			60						
4 W. J. Fair	25	19		400					3					75	70			60						
5 W. J. Fair	25	19		400					3					75	70			60						
6 W. J. Fair	25	19		400					3					75	70			60						
7 W. J. Fair	25	19		400					3					75	70			60						
8 W. J. Fair	25	19		400					3					75	70			60						
9 W. J. Fair	25	19		400					3					75	70			60						
10 W. J. Fair	25	19		400					3					75	70			60						
11 W. J. Fair	25	19		400					3					75	70			60						
12 W. J. Fair	25	19		400					3					75	70			60						
13 W. J. Fair	25	19		400					3					75	70			60						
14 W. J. Fair	25	19		400					3					75	70			60						
15 W. J. Fair	25	19		400					3					75	70			60						
16 W. J. Fair	25	19		400					3					75	70			60						
17 W. J. Fair	25	19		400					3					75	70			60						
18 W. J. Fair	25	19		400					3					75	70			60						
19 W. J. Fair	25	19		400					3					75	70			60						
20 W. J. Fair	25	19		400					3					75	70			60						
21 W. J. Fair	25	19		400					3					75	70			60						
22 W. J. Fair	25	19		400					3					75	70			60						
23 W. J. Fair	25	19		400					3					75	70			60						
24 W. J. Fair	25	19		400					3					75	70			60						
25 W. J. Fair	25	19		400					3					75	70			60						
26 W. J. Fair	25	19		400					3					75	70			60						
27 W. J. Fair	25	19		400					3					75	70			60						
28 W. J. Fair	25	19		400					3					75	70			60						
29 W. J. Fair	25	19		400					3					75	70			60						
30 W. J. Fair	25	19		400					3					75	70			60						
31 W. J. Fair	25	19		400					3					75	70			60						
32 W. J. Fair	25	19		400					3					75	70			60						
33 W. J. Fair	25	19		400					3					75	70			60						
34 W. J. Fair	25	19		400					3					75	70			60						
35 W. J. Fair	25	19		400					3					75	70			60						
36 W. J. Fair	25	19		400					3					75	70			60						
37 W. J. Fair	25	19		400					3					75	70			60						
38 W. J. Fair	25	19		400					3					75	70			60						
39 W. J. Fair	25	19		400					3					75	70			60						
40 W. J. Fair	25	19		400					3					75	70			60						
	1966	2944	70	7095	2933	295	169	10	102			92	415	808	17345	74	2229	15199	3033					

State of Massachusetts, enumerated by me on the 29 day of July, 1870.

John A. Buchanan, Ass't Marshal.

YEAR ENDING JUNE 1, 1870.

Cotton.	Wool.	Peas and Beans.	POTATOES.		Orchard products.	Wine.	Produce of Market Gardens.	DAIRY PRODUCTS.			SEED.					SUGAR.			BEES.		Forest products.	Value of Home Manufactures.	Value of animals slaughtered or sold for slaughter.	TOTAL VALUE.							
			Irish.	Sweet.				Butter.	Cheese.*	Milk sold.	Hay.	Clover.	Grass.	Hops.	Hemp.	Flax.	Flax-seed.	Silk cocoons.	Maple.	Cane.					Molasses.	Wax.	Honey.	Dolls.			
Bales (450 lbs.)	Lbs.	Bush.	Bush.	Bush.	Dolls.	Gallons.	Dolls.	Lbs.	Lbs.	Gallons.	Tons.	Bush.	Bush.	Lbs.	Tons.	Lbs.	Bush.	Lbs.	Lbs.	Hds. (1,800 lbs.)	Gallons.	Lbs.	Lbs.	Dolls.	Dolls.	Dolls.	Dolls.				
25	26	27	28	29	30	31	32	33	34	35	36	37	38	39	40	41	42	43	44	45	46	47	48	49	50	51	52				
1	18		60					150													40				20		320	1			
2		1	50					150																				356	2		
3		1	20		15			200			2																	358	3		
4																												78	4		
5	12	1	100		10			200													45							686	5		
6	34		33					80																	30			108	6		
7	17		15		11			80																				194	7		
8	24		20					100																		168		503	8		
9											6																	110	9		
10																												000	10		
11	36		50					125													13			40	15			382	11		
12	18		150					140													60			50	225			1500	12		
13	45		30		20			200			2										30			20	50			363	13		
14	60		40		100			140																75	280			860	14		
15	44		30		2			275			2										60					700		1771	15		
16	10	1	10					80			2													10	400			412	16		
17	X		10					100			4													20				286	17		
18																												80	18		
19	27		1					100																				255	19		
20																												175	20		
21	60		50					250			1														30	160		812	21		
22	8				20			275			15										35			100	190			1342	22		
23	75		100		25			140			15																	490	23		
24	30							100																				544	24		
25	51		40					80			1																	322	25		
26	30		30																							60		131	26		
27	10		70		105			100																	300	300		1156	27		
28			24					100																	15	280		678	28		
29	21		25					80																	18			415	29		
30			10					90																	15	75		288	30		
31	40		10					40																	1	150		479	31		
32	25		30																							50		169	32		
33	1		15					150																			200	793	33		
34	27		20		20			150																			200	730	34		
35	30		10					40																			135	410	35		
36	30		5		20			120																		15	90		276	36	
37	15		6					100																				308	37		
38	10		5					60																				80	38		
39			25		100			150																				666	39		
40	30		20		2			200			6																	696	40		
	896	4	1132		440	2		4295			57																511		894	5490	22591

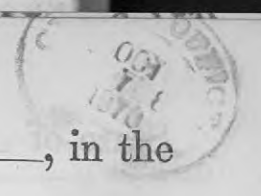
* This will include only such cheese as is made upon the farm. Milk sent to cheese factories will be regarded as milk sold off the farm.

SCHEDULE 3.—Productions of Agriculture in Knoxville Township, in the County of Pring, in the Post Office: Pickensville

Name of Agent, Owner, or Manager.	ACRES OF LAND.			PRESENT CASH VALUE.		Total amount of wages paid during the year, including value of board.	LIVE STOCK, JUNE 1, 1870.								PRODUCE DURING THE YEAR.								
	Improved.	UNIMPROVED.		Of farm.	Of farming implements and machinery.		Horses.	Mules and Asses.	Milch Cows.	Working Oxen.	Other Cattle.	Sheep.	Swine.	Value of ALL live stock.	WHEAT.		Eye.	Indian Corn.	Oats.	Barley.	Buckwheat.	Rice.	Tobacco.
		No.	Wood-land.												Other unimproved.	Dolls.							
1	2	3	4	5	6	7	8	9	10	11	12	13	14	15	16	17	18	19	20	21	22	23	24
1	Shoemaker John	140	100		2500	40		8	3		3	48	60	800		180		1000	300				
2	Schooler Richard	160	40		300	120		6	3	3	2	48	60	950		36		500	300				
3	Winter Green	35	40		1200	40		1						5700									
4	Grimes Joseph	50	00		100			3	1	3				187000									
5	Schooler Nathan	100	170		3300	80		2	1	2	18	20	400		125		2150	75					
6	Carroll John	30	30		1200	130		3	2	2	12	30	400		50		375	180					
7	Schooler Richard	30	30		1000	180		4	1					400		50		150	80				
8	Orthfield Lena	100	200		600	50		2	3	2		21	300		28		500	200					
9	Johnston Whitcomb	60			1300	178		10	2	1		40	100		27		500	300					
10	Kincaid James	30			750	125		3	1	3	1	12	40	400		30		500	200				
11	Kincaid Joshua	30			750	30		2	2			12	13	300		31		375	180				
12	Craven Richard	35			750	30		3	1			8	15	250		160			450				
13	Kincaid Alfred	200	200		8500	200		11	20	4	4	30	50	1200		100		1500	600				
14	Will Elijah	35	15		600	15		2				6	150		66		200	200					
15	Baker John	100	260		4000	20		12	1	3	4	50	15	800		180		2500	200				
16	Baker Thomas	40			1000			4	2	2	2	20	15	600	125		500						
17	Watkins Isaac	40	140	30	3200	75		11	4		17	10	100		50		150	50					
18	Stiffin John	200	300	120	7000	350	400	7	3	5	3	75	75	1250		150		250	100				
19	Rowan Andrew	30	10		1000	40		2	2	2		3	7	500		30		500					
20	Cochran John	20	40		500	15		1	2	1			8	150		7		50					
21	Dexter Wesley	50	35		2300	50		3	4	1		30	8	500		10		750	125				
22	Condy Daniel	40			1000					8		3	10				100						
23	Baker Abijah	20			50			3	2			30	150				200	75					
24	Parkman John	35			875	100		3	2	3		7	350				400						
25	McCubbin Benj	25			625	25		1	1			6	100				100						
26	Johnson George	30			600	40		4	1	3	2	10	12	400			400	150					
27	Johnson Mary	30	150		700	150		5	4		8	8	700				600	400					
28	Grimes James	50			1500	75		3	3		5	10	12	400			500	100					
29	Clark William	45	105		1600	65		5	2		1	19	19	500			400	75					
30	Raney William	40	75		2300	150		2	1					300			400	200					
31	Piper James W	25			700												500	500					
32	Craven Samuel	30			600			1	1					75									
33	Walker James	70	89		35	75		4	2	2	8	13	150		27		800	200					
34	Kincaid Sarah	100	350		600	100		4	1	3		20	18	600		13		750	200				
35	Will Royal	5	5		400					1	1	7	85				150	60					
36	Grimes John	200	400		1200	150		10	3		8	20	30	1250		200		375	100				
37	Kincaid Elizabeth	30			750	150		5	3			10	25	650		125		375	100				
38	Kincaid John	40	20		1300	80		2	2		1	24	34	350		200		500	50				
39	Kincaid Wiley	30			500	15		1	1			10	12	150			300	100					
40	Craven David	30			600	75		2	1			7	250				100						
		2765	2903	150	72745	2910	400	150	25	83	76	440	779	17590	120	1895	17550	5498					

SCHEDULE 3.—Productions of Agriculture in Franklin Township, in the County of Ray, in the

Post Office: Opokan, Mo.



Name of Agent, Owner, or Manager.	ACRES OF LAND.			PRESENT CASH VALUE.		LIVE STOCK, JUNE 1, 1870.	PRODUCE DURING THE																	
	Improved.	UNIMPROVED.		Of farm.	Of farming implements and machinery.		Total amount of wages paid during the year, including value of board.	WHEAT.							Indian Corn.	Oats.	Barley.	Buckwheat.	Rice.	Tobacco.				
		Wood-land.	Other unimproved.					Dolls.	Dolls.	Horses.	Males and Asses.	Milk Cows.	Working Oxen.	Other Cattle.							Sheep.	Swine.	Value of all live stock.	Spring.
No.	No.	No.	No.	No.	No.	No.	No.	No.	No.	No.	No.	No.	No.	Dolls.	Bush.	Bush.	Bush.	Bush.	Bush.	Bush.	Bush.	Lbs.	Lbs.	
1	2	3	4	5	6	7	8	9	10	11	12	13	14	15	16	17	18	19	20	21	22	23	24	
Russell John	100	500		900	100		4	5	9	30	20	100			250		600	180						
Robinson Adam	100	100		400	100		2	2	5		5	300		30			180							
Finch Daniel	25	15		100			1	1	3		16	160			180	11	380							
Russell Duffrey	30			600	10		2	3				100			50		100							
Greene Alfred	40			800	240		1	1			4	100			100		300							
Russell Andrew	70			1200	150		4	1				270												
Tigarden James	120	180		3000	100		6	5	2	30	16	700			347		570	200						
Shawley William	35				10		3	1	2	6	6	200					100	40						
Pickel William	30	70		2000	8		2	3	2	15	15	250			21		51							
Smith William	51	120		4000	100		12	14	2	12		32	1050		150		300	280						
Spinks George	15	240		500			3	3				15	300				250	40						
Stone Ezekiel	30	30		1500	75		3	3	3	5	14	30	700		10		375							
Ramsey Anderson	30	4		500	40		4	2	4	2		20	375		30	3	500							
Coastman Jesse	20	5	30	800	15		1	3	4	6	6	300					250							
Whitfield John G.	30	40		1750	60		5	3	3			33	850		40		500	70						
Walters John	40	40		800	100		2	2	1			3	250				50	200						
Dayton Robert	35	160		2000	50		2	1					100				500							
Chapman Mack	15	5		200	10			1					100				350							
Brunton Herman	10	30		500	10		1	1	2	2	11	1	200				180							
Wandy Robert	75	80		3000	40		13	4	4	56	30	1280			85		800	400						
Whitney W.S.	200			3700	800	720	5	3		48	80	31	2000		100		600	250						
Coxman Daniel	30	30		1050	125		3	1		3		10	500		25		600	100						
Cramer Abel	30	25		700	75		2	1				25	375		85		100							
Campbell Joseph	20	20		800	18		4	1	2	12	9	300					125	25						
Campbell James T.	20	150		2000	40	80	7		4	2		8	30	750		30		800	20					
Campbell James H.	15	35		750	75		9	1	2	3	14	30	800		12		300	300						
Coxman Thomas J.	40			1400	350	75	5		2	145	2	100					400							
Bushy John	80	50		3000	60	100	5	3	4		14	450			200		500	200						
Campbell Leonard	20	20		800	5		1	20		22	3	120			19		500							
Field Alexander	10			200	10		2	2		3	7	30					250							
Dunbar Elijah	40			800			1	1	2		4	100			20		200							
Field Stephen	90	140		3000	25	30	9	3	1	4	14	7	850		30	100	500							
Thompson Michael	10			125			4	1					200											
Clark Henry	80	110		2000	200	25	15	14	4	4	20	14	1500		100		500							
Hale James	14			250									100											
Arant George	50	50		2000	120		10	3	3	3	3	30	900		90		400	100						
Gamer John C.	35	140	135	1300	95	400	15	15	5	4	12	33	14	2500			1250	20						
Mable John P.	100			1000			70	14		4	6	10	700				500							
McKinney Phillip	35			300			1	2		1	20	8	150											
Stinson David	80			200	120		20	1	2				350		100		1500	400						
		2165	2645	185	80145	2625	1605	184	37	90	10	189	353	488	221442	150	2098	15580	3085					

State of Missouri, enumerated by me on the 18 day of July, 1870.

John S. Buchanan, Ass't Marshal.

YEAR ENDING JUNE 1, 1870.

No.	Cotton. Bales (50 lbs.)	Wool. Lbs.	Peas and Beans. Bush.	POTATOES.		Orchard products. Dolls.	Wine. Gallons.	Produce of Market Gardens. Dolls.	DAIRY PRODUCTS.			SEED.			SUGAR.			BEES.		Forest products. Dolls.	Value of Home Manufactures. Dolls.	Value of animals slaughtered or sold for slaughter. Dolls.	TOTAL VALUE. Estimated value of all farm produce, including per- turnents and addi- tions to stock. Dolls.						
				Irish. Bush.	Sweet. Bush.				Butter. Lbs.	Cheese.* Lbs.	Milk sold. Gallons.	Hay. Tons.	Clover. Bush.	Grass. Bush.	Hops. Lbs.	Hemp. Tons.	Flax. Lbs.	Flax-seed. Bush.	Silk cocoons. Lbs.					SUGAR.		Wax. Lbs.	Honey. Lbs.		
																								Maple. Lbs.	Cane. Hhls. (1,000 lbs.)			Molasses. Gallons.	
25	26	27	28	29	30	31	32	33	34	35	36	37	38	39	40	41	42	43	44	45	46	47	48	49	50	51	52		
1		1	40		200			250			18										80					300	1147		
2		10	30					100			18										14				40	160	542		
3		6	28					40			0															70	288		
4								100																		120	232		
5																										100	278		
6																										90	91		
7		30	100					250			12														20	200	1029		
8		15	5					50																		100	186		
9		25	20					150																		40	552		
10		30	31					200			2														75	275	915		
11			20					100																	13	100	280		
12		30	21					150			5														20	300	668		
13			25					200																		90	420		
14																												125	
15			15					150																		80	683		
16		1	10					100																				858	
17			10					60																		30	120	303	
18								100																				200	
19		30	15					40																		26	150	297	
20		60	100	4				200			4														80	50	350	1187	
21		100	100					150			15																	732	
22		8	8					50			2															12	100	500	
23		28	20					50																		35	60	240	
24		15	8					50																		13	20	100	323
25		60	30	15	100			250			2															20	210	736	
26		48	20					100																		3	40	100	627
27								100																					228
28			20		150			120																			240	906	
29		35	20					100																		25	60	90	469
30			10					100																		3	20	178	
31			10					40																		25	60	200	
32	20		15		50			50																		27	75	150	668
33																													78
34		20	5					40																		25	50	417	
35		30	20					200			8															32	200	439	
36		20	18					150			2																27	647	
37		100	100	10	200			250			15															35	30	500	2210
38		15	10					200			1															18	18	105	4470
39								40																					260
40								40																				300	3998
	8720	2	926	219	700			4350			96										4320					529	8188	24053	

* This will include only such cheese as is made upon the farm. Milk sent to cheese factories will be regarded as milk sold off the farm.

24043

State of *Mass.*, enumerated by me on the *21* day of *July*, 1870.

John P. Buckham, Ass't Marshal.

YEAR ENDING JUNE 1, 1870.

Cotton. (450 lbs.)	Wool. Lbs.	Peas and Beans. Bush.	POTATOES.		Orchard products. Dolls.	Wine. Gallons.	Produce of Market Gardens. Dolls.	DAIRY PRODUCTS.			Hay. Tons.	SEED.		Hops. Lbs.	Hemp. Tons.	Flax. Lbs.	Flax-seed. Bush.	Silk cocoons. Lbs.	SUGAR.		Molasses. Gallons.	BEES.		Forest products. Dolls.	Value of Home Manufactures. Dolls.	Value of animals slaughtered or sold for slaughter. Dolls.	TOTAL VALUE.			
			Irish. Bush.	Sweet. Bush.				Butter. Lbs.	Cheese* Lbs.	Milk sold. Gallons.		Clover. Bush.	Grass. Bush.						Maple. Lbs.	Cane. Hhds. (1,000 lbs.)		Wax. Lbs.	Honey. Lbs.				Dolls.	Dolls.		
25	26	27	28	29	30	31	32	33	34	35	36	37	38	39	40	41	42	43	44	45	46	47	48	49	50	51	52			
			30		100			300			25															400	1450	1		
	100		40		30			100			8															100	188	692	2	
											30																	1300	3	
	50		20		150			550			4		1													30	380	2415	4	
			20								2																78	828	5	
	20		15		10			100																			140	317	6	
	40		25					190																		40	30	230	7	
			40					100																				600	2445	8
																													240	9
	20		40					120			15																150	685	10	
	30		35					100																		20	225	586	11	
	75		40	15	20			200														60				75	135	604	12	
																													350	13
	40		30					100														6					110	684	14	
	20		30					100																		30	490	752	15	
								40																					185	16
	35		20					50														10				25	105	266	17	
			15	6				60														10					105	274	18	
	30		20					100														20				38	180	669	19	
	15		30					150			2																200	1028	20	
																													75	21
	35		20					150																			150	315	22	
	30		35					250														30				45	300	884	23	
	35		60		20			250			12																195	913	24	
																											150	170	25	
											2																		32	26
	40		60					100														60					150	688	28	
	34		35					150														25				20	311	1029	29	
	30		30					60			6											30				30	75	412	30	
			25					40														20							172	31
			100					100			8											40		50			1321	2441	32	
			140					60			4											30				65	105	550	33	
			50					100			5																	730	1221	34
																													500	35
	39		60					250			3											100					75	800	1950	36
																												150	712	37
	15		10					150			4																200	640	38	
			15					100			6																	90	304	39
	20		30					200			5																26	220	578	40
	896		1060	21		230		4250			135		1												476	50	639	8878	28098	

* This will include only such cheese as is made upon the farm. Milk sent to cheese factories will be regarded as milk sold off the farm.

SCHEDULE 3.—Productions of Agriculture in Knockmole Township, in the County of Queen's, in the
 Post Office: Probusan Mts

Name of Agent, Owner, or Manager.	ACRES OF LAND.			PRESENT CASH VALUE.		Total amount of wages paid during the year, including value of board.	LIVE STOCK, JUNE 1, 1870.								PRODUCE DURING THE YEAR.								
	Improved.	UNIMPROVED.		Of farm.	Of farming improve-ments and ma-chinery.		Horses.	Mules and Asses.	Milch Cows.	Working Oxen.	Other Cattle.	Sheep.	Swine.	Value of ALL live stock.	WHEAT.		Rye.	Indian Corn.	Oats.	Barley.	Buckwheat.	Rice.	Tobacco.
		No.	Wood-land.												Other unim-proved.	Dolls.							
1	2	3	4	5	6	7	8	9	10	11	12	13	14	15	16	17	18	19	20	21	22	23	24
Thomas James	53	50		3000	30		1	2	3	19	14	650	20	100			1000	300					
Watts James W	78	50		6000	100					3		50	150				900						
Cummins Robert	320	380		7000	500		10	10	5	38	50	60	3300	250	100	1000	225						
Estey Harrison	40	43		1250	50		8	2	40	14	25	300		100		200	50						
Watts John	35	45		1200	75		2	2	2		12	350		6		150	100						
Baker George	5	5		250	15		1	1			10	150					250						
Barber John D	30	27		1500	75		4	4	3	5	10	450		75		200							
Kelly Phady	6	34		800	10		1	2	1	2	7	100					200						
Murphy James	13			300	15		2	2	1			175					300						
Bennett John	41	76		2500	180		2	2	21	15	20	500		180		750							
Carter Eli	5			175			2	1	1		2	200		60									
Harman John	19			400			2	1				100											
Robinson John	16	19		600	5		1	1		13		60		15		200							
Shayes Clement	14			300			3	4	3	12	7	300					250						
Robinson Sarah	40	40		1600	100		1	1	1		4	300		115		200							
Brown John	13	28		600			2	2	2	12	6	250											
Baker James	115	12		4000	100		6	3	3	20	40	850		200									
Shack Job	35			800	250		6	1	4	10	12	35	1000		100		300	75					
Cummins R. W.	40	60		1000	175		4	3	15	25	30	1000		125		300	150						
Miller William	40			1000					1		3	50				300							
Griffin Richard W	40	80		3000	100		6	2	2	11	20	600				600							
Griffin William	20			400					1		20	40											
Griffin Frank	30			750	100		3	20	2	4	12	350		50		500							
Shack John	13	32		600	8		1	5	2		3	45		40		100							
Vincent Richard	100			2500	150		12	3	6	11	26	45	2000										
Wolfe John W	130	110		6000	135		8	4	1	11	20	800		60		400	370						
Wolfe Selam E	14	26		600	6		2	1	1		3	150		16		500	20						
Harcey Berry	25	15		250	25		3			27	12	280		50		400							
Cavanagh John	40			800	120		3	1			1	300		8		400							
Shurby Phelan	25	35		900	20		2	1	3	2	5	150		10		100	40						
Beattie John C.	15	25		600	40		3	2	2	25	12	500		36		300							
Spill James W	50	144		3000	200		13	3	5	9	28	30	1500		140		900	125					
Cummins Catharine	90	39		1000			3	1			17	120				200							
Underwood Wm	23	22		650	50		4	2	2	1	11	6	400		65		300	56					
Robinson Charles	100	140		4000	75		4	4	2	2	21	15	640		140		750	150					
Coy George W	10			200	5		1					3	40				100						
Regan Edward	5	111		2550	125		2	3	3	3	24	750		211		300							
Regan Mary	40	30		700	10		2	3	2	20	2	340		200		100							
Regan Conit	4	56		1000	150		4	3	00	35	25	450											
Regan John	5	44		125	10		1	2	1	12	15	275		74		75							
	1750	1704		63550	2994		139	19	93	6	123	435	5720	20075	20	2406	100	13425	1767				

1693

State of Missouri, enumerated by me on the 22 34 day of July, 1870.

John A. Buchanan, Ass't Marshal.

YEAR ENDING JUNE 1, 1870.

No.	Cotton. Bales (50 lbs.)	Wool. Lbs.	PEAS AND BEANS.		POTATOES.		Orchard products. Dolls.	Wine. Gallons.	Produce of Market Gardens. Dolls.	DAIRY PRODUCTS.			SEED.			Flax. Lbs.	Flax-seed. Bush.	Silk cocoons. Lbs.	SUGAR.			BEES.		Forest products. Dolls.	Value of Home Manufactures. Dolls.	Value of animals sold for slaughter. Dolls.	TOTAL VALUE. Dolls.					
			Bush.	Bush.	Bush.	Bush.				Butter. Lbs.	Cheese.* Lbs.	Milk sold. Gallons.	Hay. Tons.	Clover. Bush.	Grass. Bush.				Hops. Lbs.	Hemp. Tons.	Maple. Lbs.	Cane. Hds. (1,000 lbs.)	Molasses. Gallons.					Wax. Lbs.	Honey. Lbs.			
			25	26	27	28				29	30	31	32	33	34				35	36	37	38	39					40	41	42	43	44
1		30		15	10	20				100		2													20	200	1007	1				
2																												480	2			
3		120		30		100				300		20									10	18	125		225	2000	3604	3				
4		24		30		100				35											20	40	600			150	780	4				
5				15																							175	302	5			
6				18						50		2															138	310	6			
7		15		30						200		8															90	398	7			
8				20						50																		122	8			
9				30																								162	9			
10		20								100		2													18	15	480	1086	10			
11		3		10						40																	120	182	11			
12																												000	12			
13		30		50						30																	35	120	328	13		
14																												138	14			
15				10						40																	60	262	15			
16		30								100		1														150	190	137	16			
17		100		30						150		25															50	150	784	17		
18		30		10						200																		150	579	18		
19		20								100																		300	688	19		
20										50																		120	282	20		
21				25						100		4															20	120	319	21		
22										50																		12	12	22		
23		10		10						100																		15	200	544	23	
24				40																								45	184	24		
25																													000	25		
26				40	5	30				60		6																325	720	26		
27				20						50																		30	330	27		
28		40		15																								20	100	420	28	
29				20																										216	29	
30		5		18						40																			75	182	30	
31		45		30		10				100																		40	120	418	31	
32		40		10						100		12																30	350	1208	32	
33				10						40																		00	375	380	33	
34		23		40						100																			23	60	381	34
35		53		30		8				200		2																90	760	35		
36				12																									30	86	36	
37		8		70		35				150		10																	60	125	845	37
38		30		100		100				150		2																	38	120	579	38
39																														100	39	
40		13		20		000				100																			10	75	239	40
		690		825	15	423				2945		96																	624	6525	19552	

* This will include only such cheese as is made upon the farm. Milk sent to cheese factories will be regarded as milk sold off the farm.

SCHEDULE 3.—Productions of Agriculture in Knottville Township, in the County of Gray, in the Post Office: Richmond



Name of Agent, Owner, or Manager.	ACRES OF LAND.			PRESENT CASH VALUE.		Total amount of wages and expenses including value of board.	LIVE STOCK, JUNE 1, 1870.								PRODUCE DURING THE									
	Improved.	UNIMPROVED.		Of farm.	Of farming implements and machinery.		Horses.	Males and Asses.	Milch Cows.	Working Oxen.	Other Cattle.	Sheep.	Swine.	Value of ALL live stock.	WHEAT.		Rye.	Indian Corn.	Oats.	Barley.	Buckwheat.	Rice.	Tobacco.	
		No.	Wood-land.												Other unimproved.	Dolla.								Dolla.
	1	2	3	4	5		6	7	8	9	10	11	12	13	14	15	16	17	18	19	20	21	22	23
McKinnon James	100	60		2000	75		3	1	3	40	30	450		2116		378								
Stark John	20	30		1000	210		2	2	2	8	12	285		245		200	78							
Birdy Andrew	18	34		500	16		5	1	1	7	5	350		19		280								
Birdy William	8			80	5		1	1				11	125			20								
Wiley Samuel	25	25		800	20		3	1		4	8	20	350		105		700	150						
Hiker William	20	25		500	75		2	1				3	200				625							
Ridley J B	23	18		600	15		2	2	2	1	18		425		72	11	400	25						400
Woolen William	20	50		1800	225		6	2	1	4	27	13	1000		240	12	750	50						
Watts Jackson	30	50		1500	100		3	1		5	20	35	400		60		880							
Cooper James W	30	10		800	10		2	2	3	2	18	17	350		124		375							
Cummings Andrew	8	32		500	4		1	1		1	12	8	80											
Brown Andrew	30	50		1200	6				1	1	5	8	70		50		800							
Lloyd Henry	10			200	5		3	1				1	125				280							
Orchard William	16			300	40		1	1				2	100		40		500							25
Graham George W	13	18		1500			1	1				3	70		30		125							
Maguire Andrew	30			500	100		4	2			15	9	350											
Shank Michael	30	45		750	25		3	4		3	11	3	400		50		500							
Biss James K	35	50		1200	250		3	2	1		5	8	500		75		600	150						
Watts John W	20	250		1400	8		4	2				2	220				200							
Adams B B	38			1120																				
Gant Omer O	120	100		4000	200		9	1	4			28	950				1800							
Henry Samuel J	20	150		4800	150	30	8	1	3		9	8	40	1150	30		1500	125						
Price Stephen	20	30		600	6		5	1			6		275		40		400							
McWilliams H R	18	25		600			3	1					150				120							
Stebbins William	40	50		800	35		2	2		1	11	3	200				300	50						
Water Sepherat	80	44		2080	130		2	2			16	18	33	700			1400	200						
Davis John	17	8		340									51	60			280							
Widale James	7	13		300	6		3	7				1	80		6		100							
Charles Gary	20	40		600	12		7	2		5		12	560		30		100							
Wood Isaac	12			210			1	1				2	100				350	150						
Wolman Samuel	43	17		1000	40			2	2			18	9	300		86		200	40					
Watson Charles	40	50		2500	50	80	10	5	5		6	13	18	900	39		600	200						
Wheat Richard	35	55		2000	40	30	8	1			8	18	500		15		375	240						
Wickland George	60	40		2500	15		7	2		3	15	25	500	10			1100							
Wallace Daniel	40	55		2500	75		4	1		3	3	9	400		26		400							
Reber Cleveland	18	22		1000	100		4	1		2	27	21	4100		150		500							
Seabrook John	50	30		2000	70	75	3	3		2	16	17	300				300	75						
Sowers John	20	20		800	10		3	3					7250				250	100						
Wheatman Isaac	38	45		1000	210		4	4		6	30	14	350		60		400	60						
Gully James	38	72		1000			3	3		11	18	9	170		21		125	38						
Totals	1295	1754		49000	2005	215	132	19	68	2	76	363	444	14055	10	1863	220	17290	1520					425

State of Missouri, enumerated by me on the 20th day of July, 1870.

John A. Buchanan, Ass't Marshal.

YEAR ENDING JUNE 1, 1870.																									TOTAL VALUE.			
Cotton.	Wool.	Pean and Beans.	POTATOES.		Orchard products.	Wine.	Produce of Market Gardens.	DAIRY PRODUCTS.			SEED.			SUGAR.			Molasses.	BEES.		Forest products.	Value of Home Manufactures.	Value of animals slaughtered or sold for slaughter.	Estimated value of all farm production, including bet-terments and addi-tions to stock.					
			Irish.	Sweet.				Butter.	Cheese.*	Milk sold.	Hay.	Clover.	Grass.	Hops.	Hemp.	Flax.		Flaxseed.	Silk cocoons.					Maple.	Cane.	Wax.	Honey.	
Bales (450 lbs.)	Lbs.	Bush.	Bush.	Bush.	Dolls.	Gallons.	Dolls.	Lbs.	Lbs.	Gallons.	Tons.	Bush.	Bush.	Lbs.	Tons.	Lbs.	Bush.	Lbs.	Hhds. (1,000 lbs.)	Gallons.	Lbs.	Lbs.	Dolls.	Dolls.	Dolls.			
25	26	27	28	29	30	31	32	33	34	35	36	37	38	39	40	41	42	43	44	45	46	47	48	49	50	51	52	
	90		40		10			60											100	148			80	138	666	1		
	20		20					100											100	15			15	75	488	2		
	18		30					40															15	108	294	3		
	15		10					40															6	78	118	4		
	10		8					50														10		198	711	5		
								40																		822	6	
	30		25					100														30		30	78	478	7	
	13		40		50			50															70	340	1125	8		
	48		20		20			50											12	78			20	110	427	9		
	30		60					40															30	128	507	10		
	20							50																		128	11	
	15		40					50															20	48	578	12		
																										128	13	
	00		30					60															25	108	474	14		
	30		25					50															16	30	171	15		
																										000	16	
	30		10					200															27	48	429	17		
			20					50																	228	664	18	
																										100	19	
																										000	20	
											15														400	1450	21	
	20		20					150			4														330	1244	22	
	18		10					45																	108	358	23	
			10					50			6															137	24	
	30		15					100			2												48	78	427	25		
	23		30		75			278			4												36	32	318	1360	26	
																									78	208	27	
																									60	114	28	
			12					100															30	28	78	218	29	
																										238	30	
	30		30					100															16	120	78	330	31	
	30		35					228															30	150	739	32		
	18		15																				23	20	60	307	33	
	00		30					100																	18	140	397	34
	7		20					50			1													5-60	18	78	359	35
	41		35					50																38	60	228	718	36
	30		30					100			2												30	18	148	320	37	
	00		18					100			2															300	598	38
	40		40	4				200			4													20		180	568	39
	30		30	8				150			1														32	108	326	40
	469		138	18	155			2835			42													5	80	633	4550	15292

* This will include only such cheese as is made upon the farm. Milk sent to cheese factories will be regarded as milk sold off the farm.

SCHEDULE 3.—Productions of Agriculture in Knoxville Township, in the County of Way, in the

Post Office: Waynesboro, Missouri



1	ACRES OF LAND.			PRESENT CASH VALUE.		7	LIVE STOCK, JUNE 1, 1870.								PRODUCE DURING THE								
	Improved.	UNIMPROVED.		Of farm.	Of farming implements and machinery.		Horses.	Mules and Asses.	Milch Cows.	Working Oxen.	Other Cattle.	Sheep.	Swine.	Value of ALL live stock.	WHEAT.		Rye.	Indian Corn.	Oats.	Barley.	Buckwheat.	Flax.	Tobacco.
		No.	Woodland.												Other unimproved.	Dolla.							
2	3	4	5	6	7	8	9	10	11	12	13	14	15	16	17	18	19	20	21	22	23	24	
1	Jones John	75	141		\$11125		4	1	11	14	23	700		74			100						30
2	Robinson John	80	80		3200	40	3	1	3	2	25	18	350		116			400	200				
3	West John O	20	28		430		3		4		5	9	480		60			150					
4	Price Charles	40	135		1500	30	3		2		12	8	300		65			150					
5	Lee Henry	44	118		1500	25	3		1		3	4	380		30			600					
6	Reber Thomas	40	68		2500	50	3		5		30	30	500		120			500					
7	Taylor Jonathan	44			1000		1		3		3	6	300		50			600	40				
8	Parsons Sarah	50	200		3500	30	4		1		6	9	350					200					
9	Payson Daniel	140	80		3500	50	10	4	2		10		20	750		25		250	40				
10	W. A. W.	30	80		2250	30	2		1		6		16	400		31							
11	Wardley William	30			450	15	4		2		5		1	300									
12	Thompson William	100	163		3240	120	7	2	3		18	50	28	1260				750	300				
13	Wardlaw Robert	40	47	40	3500	100	10	1	4		8	20	30	1000				750	100				
14	Walters John	50	40		2200	130	3		5		35	7	13	750		35		600					
15	Walters Alexander	245	105		4000	75	12	1	4		3	40	20	1500			15	1600	300				
16	Whipper Benjamin	40	35		1500	75	150	4			4	30	5	450				600	250				
17	Went Bend	40	80		2400	15	3		3		2			250									
18	Linwell Thomas	220	250		13250	300	300	10	4	7	10	40	30	30	4150	30	100	5	1750	700			
19	Whisenand John	40			1000	40	2					20	250					150					
20	Wicks Howard	100	100		3000	250	3		2		1	19	30	450				1200	350				
21	Wicks Jesse	300	171		10000	200	3		4			14	600		70			800	500				
22	Wray Alexander	80	97		4420	100	14	2	3		4	20	13	1250				500	125				
23	Wright Henry	20	10		750	240	2		2		2	15	6	240				375					
24	Clark John	20	50		1400	35	3		3		3	15	2	400		60		400					
25	Clark Jeremiah	13			300		1		1		2		2	100				200					
26	Clark William	20			200		3		5		4	25	12	400		8		100					
27	Burton Thomas	700			4000	40	13		4		3	34	9	1000				700	800				
28	Quitzer Mat	50	30		3500	50	3		3		14	14	8	974				875					
29	Walters John	34	6		680	10	2					16	120					400					
30	Walters James	46	28	120	4440	15	6	1	2		14	15	21	1000		30		250	400				
31	Clark James	80	20	20	3000	20	10		4		4	30	25	1000				500	250				
32	Wentler Thomas	40	3		2200	200	11	2	3		11	21	18	1200		21		100	200				
33	Kennell William	245	40	40	8000	300	350	6			22	16	15	1900				500	400				
34	Walters William	50	300		7600	40	40	4	3					400				100					
35	Parsons William	35	40		5300		3		2		1	5	5	170				100					
36	Parsons William	20			1000		3		2		50	7	8	250				40					
37	Wentler James	45	40		1600	50	4		2		20	15	20	12				200					
38	Went John W	100	30		4000	100	10		4		5	24	20	1050		80		1000	250				
39	Leads Jacob	40	20		1500	75	2		3		3	5	8	450		20		300	40				
40	Leads Daniel	35	30		2000	75	200	6			3	6	16	25	800		30		200				
		3096	2680	220	128715	3040	1200	220	23	119	125	241	610	554	28729	62	1000	20	18425	52145			30

3126

State of Missouri, enumerated by me on the 27th 28th day of July, 1870.

J. A. Buchanan, Ass't Marshal.

YEAR ENDING JUNE 1, 1870.

Cotton.	Wool.	Pens and Beans.	POTATOES.		Orchard products.	Wine.	Produce of Market Gardens.	DAIRY PRODUCTS.			Hay.	SEED.			Hemp.	Flax.	Flax-seed.	Silk cocoons.	SUGAR.			BEES.		Forest products.	Value of Home Manufactures.	Value of animals slaughtered or sold for slaughter.	TOTAL VALUE.		
			Irish.	Sweet.				Butter.	Cheese.*	Milk sold.		Clover.	Grass.	Hops.					Maple.	Cane.	Molasses.	Wax.	Honey.					Estimated value of all farm production, including betterments and additions to stock.	
Bales (450 lbs.)	Lbs.	Bush.	Bush.	Bush.	Dolls.	Gallons.	Dolls.	Lbs.	Lbs.	Gallons.	Tons.	Bush.	Bush.	Lbs.	Tons.	Lbs.	Bush.	Lbs.	Lbs.	Hds. (1,000 lbs.)	Gallons.	Lbs.	Lbs.	Dolls.	Dolls.	Dolls.	Dolls.		
25	26	27	28	29	30	31	32	33	34	35	36	37	38	39	40	41	42	43	44	45	46	47	48	49	50	51	52		
	29		60		80			87			2											15	180		15	137	482	1	
	46		10		10			60			2											15			20	201	667	2	
	8		20					200			2											12			25	250	525	3	
	23		40		30			100			3														20	120	378	4	
	27		80					50			4											100			40	150	667	5	
	75		18		10			25														15			20	60	346	6	
	15		10					150			4											24				120	575	7	
	12		25					50			1											12				135	312	8	
			25	2	10			100			4															387	641	9	
								50																				200	10
								100																				135	11
	125		20					150			8														30	240	1178	12	
	27		20		50			208			4											20			75	285	1347	13	
	18		30		40			150			5											20	30		240	1153	14		
	80		25		75			200														20			80	340	1712	15	
	33		30		200			100			8											27	100		40	105	988	16	
																												000	17
	60		20		20			357			50													300		7000	3344	18	
																												90	19
	36							100			8														25	105	928	20	
			20		100			200																	10	240	1295	21	
	27		30		25			200			5														30	210	798	22	
	35		15		100																		18		25	60	267	23	
	27		20		25			130															000	250	1	50	424	24	
	25																								45	20	165	25	
	23		15					237			2																157	26	
	60							200																		600	1350	27	
	30		20		150			200			5		5										150		200	969	28		
								100																				225	29
	30		20					100			6																90	500	30
	36		30					200			2												20	20		105	613	31	
	22		10					300			4															5	300	391	32
	40		30					300			10															105	948	33	
	100							100			3															90	195	34	
								100			4																60	175	35
								100																				48	36
	50		20					100			2												20		20	200	419	37	
											24															300	1200	38	
	12		10					150			3												25		20	90	382	39	
	20		80					150			2												12		25	75	896	40	
	1140		735	2	855			5015			175		5									3420	33	1256	555	12755	26824		

* This will include only such cheese as is made upon the farm. Milk sent to cheese factories will be regarded as milk sold off the farm.

26924

SCHEDULE 3.—Productions of Agriculture in Sumner County, in the County of Bay, in the Post Office: Birmingham

1	ACRES OF LAND.			PRESENT CASH VALUE.		7	LIVE STOCK, JUNE 1, 1870.								PRODUCE DURING THE YEAR.									
	Improved.	UNIMPROVED.		Of farm.	Of farming implements and machinery.		Total amount of wages paid during the year, including value of board.	Horses.	Mules and Asses.	Milch Cows.	Working Oxen.	Other Cattle.	Sheep.	Swine.	Value of all live stock.	WHEAT.		Rye.	Indian Corn.	Oats.	Barley.	Buckwheat.	Rice.	Tobacco.
		No.	Wood-land.													Other unimproved.	Dolls.							
2	3	4	5	6	7	8	9	10	11	12	13	14	15	16	17	18	19	20	21	22	23	24		
1	Wallace Robert	30	10		600	10		1	1	1	10	7	150		72		200						40	
2	Wallace Robert	10			200	5		4	3	2	25	20	415				150							
3	Shelton Thomas	40	20		1000	75		7	2	3	4	12	15	750			350	50	5					
4	Wemy Jasee	40			800	80		8	4	4	15	13	750		25		600							
5	Cook William	32	30		1400	16		3	1		11	1	300				200							
6	Cook John W	25			625	110		3	2	2		27	12	350			150	154						
7	Cook John	40	48		2200	120		2	2	3		10	1	500			75							
8	Shawnee John	10			200	20		3	1		2	5	8	375										
9	Cook Francis	38			625	100		2	1	1		6	8	375			100	100						
10	Bennett David	30	40	50	3000	95		4	5			6	8	300			400	100						
11	Woods Joseph	80	40		2500	120	75	13	6	3		12	8	1500			400	230						
12	Woods Joseph	150			1600	125		5	2	1		3	11	850			600	100						
13	Wallace William	40			1000			2	1		4	8	8	300			450	100						
14	Smith Morgan	60	20	20	3500	75		1	2	2		3	14	400		30	500	150						
15	Dearden Thomas	60	40	20	3000	50	40	7	4		15	40	17	1000	25		600	120						
16	Dearden Samuel	57	30	40	2600	70		4	3		2	26	14	460		15	300	75						
17	Thompson John	120	40	40	5000	200	340	11	9	3		10	20	57	1820			1800	380					
18	Dearden Thomas	100	20		1800	50		3	1	4		5	18	13	625		26	373	300					
19	Dearden Thomas	73	15		1320	25		5	1	1		2	18	11	505		40	750	26					
20	Dearden Thomas	120	40		3200	75		9				70	18	850		15	600							
21	Overholzer Peter	60	30	20	3200	75		6	1	4		1	8	575		118	900	218						
22	Odel Greenburg	35	40		1800	20		2	1				9	200			600							
23	Webbitt Aaron	20			500	10		2	1				9	225			300							
24	Dearden Thomas	120	120		8000	200		3	3	3	4	3	9	40	1800		107	1570						
25	Walker Addison	70	157		4000	100		9	2			9	8	650			250	100						
26	Ways Phylis	300	200		10000	1000	500	20	10	7		15	90	100	4000		205	1500	600					
27	Woods Joseph	40	40		1200	40		2	1					150		60	150	150						
28	Wampler George	90	160		3000	45		4	1	4		4	26	12	600		205	250	150	800				
29	Buttgate Thomas	300	320		12000	500	500	13	6	6		30	75	350			100							
30	Green Thomas	7	23		400	10		3	1	2		14	17	300		75	120	150						
31	McGowan Henry	23			540	8		1				1	6	18	150		75	625	60					
32	Green Thomas	30	10		800	150		6	1	3		5	15	13	600		75	375	100					
33	Green Thomas	50	23		4000	90		2	1			1	10	200		90	75							
34	Wade William	30	10		800	6		2	1				9	150										
35	Baker John	30	80		1000	10		2		1		5	7	100			75							
36	Dearden Thomas	15	25		400			1	1					80			200							
37	Dearden Thomas	20			200												500							
38	Dearden Thomas	40	120		2500	10				2			4	75										
39	Carroll Margaret	6	27		400					1				35			50							
40	Dearden Thomas	35	44		1000	40		8	3			2	78	13	675	40	10	400						

2437 1942 2130 88670 3585 1455 150 71 87 5 133 536 608 33488 65 1296 1 18778 4203 40



SCHEDULE 3.—Productions of Agriculture in Marshall Township, in the County of Ray, in the

Post Office: Richmond, Mo.



Name of Agent, Owner, or Manager.	ACRES OF LAND.			PRESENT CASH VALUE.		Total amount of wages paid during the year, including value of board.	LIVE STOCK, JUNE 1, 1870.								PRODUCE DURING THE									
	Improved.	UNIMPROVED.		Of farm.	Of farming implements and machinery.		Horses.	Mules and Asses.	Milch Cows.	Working Oxen.	Other Cattle.	Sheep.	Swine.	Value of ALL live stock.	WHEAT.		Rye.	Indian Corn.	Oats.	Barley.	Buckwheat.	Rice.	Tobacco.	
		Wood-land.	Other unimproved.												Doll.	Doll.								Bush.
1	2	3	4	5	6	7	8	9	10	11	12	13	14	15	16	17	18	19	20	21	22	23	24	
Walker George W	40	33		1260	75		2	2	3				8	350		120		400						
Winey John	70	30		2500	300	100	14	8	3		7	8	20	1150		65		300	400					
McCullough James	18	22		800	35		2		2				4	175		25		200						
Petty Mary	30	20		1350	100		1	2	2				6	400		25		300						
Y. Commercial Bank	120	200	80	4000	300	40	9	7	4		15	40	40	2230				1500	275					
Moore Samuel	8	20		2000	40	50	4	2	2		1		18	300				600	180					
Smith Andrew	40			1000	135		4	1	3		8		11	530				300	100					
Mary William W	76	40		2500	130		5	2	2		5	38	20	600				1250	75					
Green Reuben	200	200	200	4000	275	200	9	10	3		12	20	50	3000				1000	500					
Speake Isaac	57	41	25	2300	120		7		4		19	30	30	1150		100		750	125					
Speake Daniel	68	32		2500	50		6	3	2		1	25	20	900		13		520	250					
Smith Adam	80	120		4000	100		4	2	2		6	15	10	625		10		250	200					
Smith John W	30	30		1200	140		8	1	1		9		11	725										
Smith Samuel T	20	30		2000	10		3		5		10	10	30	700	75			300	200					
Speake Henry	40	40		2800			1				3		13	110										
McCullough Edward	20	20		800			5		2		1	7	9	350				800	300					
Wheeler James	30	30		750			5		3		5	14	20	500										
Whappell West	240	240		1500			4		1				6	250				300	100					
Richardson James	210	10		4400	75		4	2	1		5	4	2	500				2000	800					
Wack Henry	40			800	200		6	2	2		13	15	18	100										
McCullough Mary J	28	13		800	6		4		1		1	20	9	250		27		200						
Burgess George W	20				110		2		1				10	200										
Wain Hyl J	80	40		3000	125		3	4	2		6	13	15	950				500	180					
Chambers William	4	90		2000	40		3		3		6	14	20	500				100						
Davis John	100	200		5000	100	75	10		4		4	15	75	750										
Shank Adams	8			150			3	2	1		1		1	450				60						
Davis Jasper	200			4000	30		9	1	2	2	5	12	16	1050		56		350	28					
Daly Albert	40			1000	80		3	1	3		3	4	9	475		10		250	50				50	
Davis Thomas	40	40		1500	30		5		1		1	18	9	350				200	80					
Blackley George	40	20		1000			1	2	2		5		6	425				100	300					
Speake John	80	40		3000	100	10	7		4		17	5	43	1120		12		500	100					
Mary Mack P	80	120		4000	50		9	1	2	2	7	13	20	1000		35		750						
Mrs Richard F	50	70		2500	90		7		3		4	14	15	700				300	60					
Houston Ben G	60	40		2000			2		2				9	325		60		300	90					
Mrs Emily	35	25		750	15		2		2				2	10	250			150	90					
Garrison William	12	38		600	25		4		1		2	3	9	250		57		100						
Kear William	30	30		1000	400		7	1	2				4	1000				750						
Cook James	90	25		2300	100		6		1		2		20	550				1000	300					
Danderson George	40	55		2500	120		2		2		3	9	28	500				1000	106					
Phillips John	18	22		750	25		2							100				200	60					
		2444	1855	625	102150	3531	475	195	49	59	4	175	306	614	25890	75	609	18701	4939					50

17801

State of Missouri, enumerated by me on the 12 day of August, 1870.

John A. Buchanan, Ass't Marshal.

YEAR ENDING JUNE 1, 1870.

Cotton. (450 lbs.)	Wool.	Pean and Beans.	POTATOES.		Orchard products.	Wine.	Produce of Market Gardens.	DAIRY PRODUCTS.			Hay.	SEED.		Hops.	Hemp.	Flax.	Flax-seed.	Silk cocoon.	SUGAR.		Molasses.	BEES.		Forest products.	Value of Home Manufactures.	Value of animals slaughtered or sold for slaughter.	TOTAL VALUE. Estimated value of farm products, including betterments and additions to stock.		
			Irish.	Sweet.				Butter.	Cheese.*	Milk sold.		Clover.	Grass.						Maple.	Cane.		Wax.	Honey.					Dolls.	Dolls.
25	26	27	28	29	30	31	32	33	34	35	36	37	38	39	40	41	42	43	44	45	46	47	48	49	50	51	52		
			20		18		100	100													40				12	110	500	1	
	40		30		15			250			15	4									50				20	200	1102	2	
			10					100													25					100	261	3	
			20					100													8					75	284	4	
	110		20		100			200			40										75	9	100		40	1370	2292	5	
			13					100													20					400	796	6	
			20					150																		200	437	7	
	115				100			100			7										10				30	243	629	8	
	60		20		50			150			10										35				30	900	2475	9	
	75		25		100			200			10										51					180	996	10	
	35		15		25			100			18	9									46				31	250	961	11	
			16					100			3										30	5	120		12	140	655	12	
								50			2																263	13	
	30		15		40			300			4															300	763	14	
																										200	200	15	
	20		35		10			50			4										40				50	90	770	16	
																										100	100	17	
	25		20		10			50			8	5														120	482	18	
	10		150					50			40																1787	19	
			2																								000	20	
	110		20					50													30				20	90	286	21	
																											185	22	
	30		25					100																		30	200	767	23
	30		20		100			150													80				40	300	327	24	
	40		12		50			200													30				30	200	468	25	
			15					60													50					100	192	26	
	30		10		10			200			16										30				25	200	680	27	
								150			1																80	308	28
	20		45					60													20				15	80	318	29	
								100													35					50	357	30	
	17		15		20			200			10										24				20	150	634	31	
	40		16		25			125			15																150	773	32
	6		20		20			100													75						240	315	33
			25		25			150																			300	696	34
																											75	186	35
	13		9					60													8		25			100	279	36	
								100																			150	530	37
			20					60			1																1000	1635	38
	28							100			3															30	225	861	39
																												124	40
784			624		705			4165			200		13							505	14	295		440	9870	27005			

* This will include only such cheese as is made upon the farm. Milk sent to cheese factories will be regarded as milk sold off the farm.

SCHEDULE 3.—Productions of Agriculture in Summit Township, in the County of Way, in the Post Office: Rehoboth



Name of Agent, Owner, or Manager.	ACRES OF LAND.			PRESENT CASH VALUE.		Total amount of wages paid during the year, including value of board.	LIVE STOCK, JUNE 1, 1870.								PRODUCE DURING THE YEAR.										
	Improved.	UNIMPROVED.		Of farm.	Of farming implements and machinery.		Horses.	Mules and Asses.	Milch Cows.	Working Oxen.	Other Cattle.	Sheep.	Swine.	Value of all live stock.	WHEAT.		Rye.	Indian Corn.	Oats.	Barley.	Buckwheat.	Rice.	Tobacco.		
		No.	Wood-land.												Other unimproved.	Dolls.								Dolls.	No.
1	2	3	4	5	6	7	8	9	10	11	12	13	14	15	16	17	18	19	20	21	22	23	24		
1. <u>W. Williams</u>	50	70		1500	50		6		1				17	630		60		400		140					
2. <u>Robinson Reub</u>	50	100		1200				2	1				5	300				500							
3. <u>Robert Levi</u>	16	24		400					1	1			8	60				100							
4. <u>Gerson Hannah</u>	18	23		400			2		1				8	5 1/2				200							
5. <u>Shacker Green</u>	7	34		280				2					7	135	10	47									
6. <u>McGowan John</u>	15	25		600			1							30	180			10							
7. <u>Loyal Crocket</u>	12	64		600	25		3		1				9	11 3/4		25		220	150						
8. <u>Jeffery Edward P</u>	300	200		10000	500		25	12	3	4	60	18	120	6080		125		200	100						
9. <u>W. King Benjamin</u>	10	30		400			2		1				10	160											
10. <u>Butler William</u>	30			750			2		1					200											
11. <u>Campbell Richard</u>	35			750									4	40											
12. <u>Dunnage Jimmie</u>	18	25		500			3		1				7	200				250	30						
13. <u>Chellis John</u>	12	63		900			3		3		3	9	7	275				200							
14. <u>Cates John</u>	5			75			2							180				75							
15. <u>Loyal Lucia</u>	40			600					1		1			40				60							
16. <u>Roy Union</u>	5	9		150			1		1				3	75											
17. <u>Smith Charles B</u>	70	50		1200					1					35											
18. <u>James John</u>	45	85		1500	35		7	1	2		2		20	740				500	40						
19. <u>Cox Cadmus</u>	15			300	13		2		1		1	15	5	100				300							
20. <u>James William</u>	40			800			3		1			4	12	225		25		250	200						
21. <u>Wolman James</u>	110	72		4000	75	400	23	1	2	2		20	60	2135		125		1000	200						
22. <u>Douglass James</u>	13	70		850			1		1				10	150		60		25	75						
23. <u>Wilson Eliza J</u>	15			200			1		1		1		10	100				300	50						
24. <u>W. H. Hays Robert</u>	30			400			3		2				13	275				800	250						
25. <u>Wathings Priestly</u>	30	49		800	40		2		3				20	17 3/4	300				100						
26. <u>Bales William</u>	35	64		500			2		4	2	2	23	8	425				500							
27. <u>Douglass John</u>	40	81		1000			3		3			19	4	275				750							
28. <u>Zimmerman J. A.</u>	153	390		7500	100		7	1	3		7		22	980		60		300	700						
29. <u>London John D</u>	300	300	80	13600	400		28	14	6		18		36	4960				1000	1000						
30.																									
31.																									
32.																									
33.																									
34.																									
35.																									
36.																									
37.																									
38.																									
39.																									
40.																									
				1510	1540	80	51925	1227	400	128	35	44	5	92	141	454	19670	10	527	8140	2895	140			



SCHEDULE 3.—Productions of Agriculture in Polk, in the County of Polk, in the Post Office: Richmond

No.	Name of Agent, Owner, or Manager.	ACRES OF LAND.			PRESENT CASH VALUE.		Total amount of wages paid during the year, including value of board.	LIVE STOCK, JUNE 1, 1870.								PRODUCE DURING THE YEAR.										
		UNIMPROVED.			Of farm.	Of farming implements and machinery.		Horses.	Males and Asses.	Milch Cows.	Working Oxen.	Other Cattle.	Sheep.	Swine.	Value of all live stock.	WHEAT.		Rye.	Indian Corn.	Oats.	Barley.	Buckwheat.	Rice.	Tobacco.		
		Improved.	Wood-land.	Other unimproved.												Spring.	Winter.									
		No.	No.	No.	Dolls.	Dolls.		Dolls.	No.	No.	No.	No.	No.	No.	Dolls.	Bush.	Bush.	Bush.	Bush.	Bush.	Bush.	Bush.	Lbs.	Lbs.		
1	Bryant Lewis	80	40		3000	10		7		8		20	14	878		12		800	175							
2	Hill William	77	100		6000	78	135	7	3	8	16	60	20	1200			6	750	300							
3	Reagy William	130	100		7000	150	30	11	5	8	17	67	37	1735	60			1000	400							
4	Adams Wm	7			175			1		1				2	118			30								
5	Albright Frank	46	100		3500	50		7		1	2	7	11	482		6		450	90							
6	Tracy John	70	30		1500	100	10	1		2			8	37	335			1020	125							
7	Connell Thomas	35			900	100		2		1				2	280			600								
8	Chapman Mariah	24			900	115		2		1				2	198			750								
9	Smiley Ben	54	32		2800	20		3						325		40		2000	300							
10	Chapman Alonzo	8			320													200								
11	Jaggard Thomas	70	175		3000			1						3	100		150	650	250							
12	Chesler Wm	30			6000			2	1	1				13	200			600								
13	Skidmore Elizabeth	13	67		1000			4		2	2			12	400		64									
14	Sargeant G. W.	75	118		2500	80		10	1	2				24	1200			300	120							
15	Quinter Edward	58	105		3400	110		9	1	4		8	38	26	1200		8	750	60							
16	Quinter John	15			500	100		2			1			23	400			150								
17	Grafflin Lewis	80	20		2500	50		11	1	3				11	360		106	300	200							
18	Beacon C. B.	14	80		4620	70		12	5	3				54	1413			1280	1180							
19	Green David	24	1		1380	70		2		2				2	310			1280								
20	Tinned Francis	49	80	48	9500	100		1	4	5	4	30	4	60	1460		4	300	300							
21	Bratton Lewis	80	30	48	4500	200		5	2	5		15	18	20	1300			1200	175							
22	Bryant John	240	28		16900	300	1000	4	2	2		29			1820			1000	1000							
23	Smith Robt A.	340	40		13340	400	600	3	5	3		50			484	150		2000	1240							
24	Wheeler Andrew	80	40	40	4000	50		5		2		3	5	13	695			750	400							
25	Trick Thomas	220	25		9525	310	360	5	3	7		12		8	1100			1500								
26	Shaw Joseph	30			1500			3							450			1000								
27	Rob David	65	35		2000	68			2	2				16	6	400	165	150	636							
28	Burgess Samuel	20	52		800	75		3		1				14	275											
29	Albright Paul	15			300			2		2				21	300		6	125								
30	Olson Wm R.	16	64		1000	30		2		1				6	160			250							20	
31	Murray Marshal	30			750	75		1	9	1				2	300		40	200	175							
32	McCoy Raphael	35	71		3120	40		20		2		5		35	410		40	200	175							
33	Blackwell William	30	10		1000	175		2		1		2	4	14	350	14		375	50							
34	Blackwell Frank	20			1000	40		2		2				4	9	225	200	200	100							
35	McCoy James	115	90		4000	110		8	1	1		6	14	25	900		115	600	200							
36	McCoy James	40			1000	10		3	1	1		2	10	11	400			100	30							
37	Blackwell William	22			1840	180		4		2		1	18	16	453		15	250	200							
38	Blackwell Chas	23			1350	10		3		2				10	275			250	150							
39	Hunt John	20	15		400	35		4				1	6	15	356			400	100						70	
40	Harrison Samuel	75	17		1500	70		4	2	5	3	6	6	9	900			1000	200							
					3319	1659	80	1205	3373	2125	150	35	90	6	206	300	607	27254	74	781	6	25120	7607			95

State of Kansas, enumerated by me on the 5th day of August, 1870.

J. Chas. Buchanan, Ass't Marshal.

YEAR ENDING JUNE 1, 1870.

Cotton.	Wool.	FURS AND BEANS.			POTATOES.		Orchard products.	Wine.	Produce of Market Gardens.	DAIRY PRODUCTS.				SEED.				SUGAR.				BEES.		Forest products.	Value of Home Manufactures.	Value of animals slaughtered or sold for slaughter.	Estimated value of all farm production, including betterments and additions to stock.									
		Bales (450 lbs.)	Lbs.	Bush.	Bush.	Bush.				Dolls.	Dolls.	Butter.	Cheese.*	Milk sold.	Hay.	Clover.	Grass.	Hops.	Hemp.	Flax.	Flax-seed.	Silk cocoons.	Maple.					Cane.	Molasses.	Wax.	Honey.	Dolls.	Dolls.			
25	26	27	28	29	30	31	32	33	34	35	36	37	38	39	40	41	42	43	44	45	46	47	48	49	50	51	52									
	38		12	4	140					180		4									40					100	746									
	128				10					230		18													48	318	1227									
	124		30		80					300		20	1													160	1845									
			40																								248									
	14		30	6	25					60													260		120	60	465									
	8									150		2														12	180	783								
																												300								
																												378								
	150		40							200		8															200	1533								
																												100								
			50									1									60						480	190								
										60																		318								
	40		15							150																	100	181								
	40		50	28	75					100		2									100	8	100		48	240	948									
	70		100							125		10									40					48	320	1200								
																												75								
			60							125																		985								
			18							60		28																926	2001							
	16																											240	873							
	10											10																360	738							
	53		100		25					200		6																	885							
			30							100		10																	1968							
			30							300		80																	300	5756						
	20		30							125																			25	200	850					
			80							300																				300	1165					
	20									100																				420	953					
			8							100																				90	570					
																														000						
										100																					102					
			20							60																					78	250				
										60		2																		30	265					
			10		100					100																					325	708				
	3									78																					140	375				
	10		8							100																					60	255				
	60		30	18	100					150		30																			20	500	1102			
	28		15							60																					120	100	220			
	53		20	10						128		16																			225	677				
	35		10	10	100					100																						100	100	460		
	13		12		1					100		1																				15	120	440		
	10		18		25					250																						240	920			
	900		530	70	557					4055		1920		1																	405	8	485	231	7376	34143

* This will include only such cheese as is made upon the farm. Milk sent to cheese factories will be regarded as milk sold off the farm.

SCHEDULE 3.—Productions of Agriculture in

Park Township, in the County of *Ray*

Post Office: *Richmond Mo.*



1	Name of Agent, Owner, or Manager.	ACRES OF LAND.			PRESENT CASH VALUE.		Total amount of wages paid during the year including value of board.	LIVE STOCK, JUNE 1, 1870.							PRODUCE DURING THE YEAR.											
		Improved.	UNIMPROVED.		Of farm.	Of farming implements and machinery.		Dolls.	Dolls.	Horses.	Males and Asses.	Milch Cows.	Working Oxen.	Other Cattle.	Sheep.	Swine.	Value of ALL live stock.	WHEAT.			Indian Corn.	Oats.	Barley.	Buckwheat.	Rice.	Tobacco.
			No.	Wood-land.														Other unimproved.	Spring.	Winter.						
2	3	4	5	6	7	8	9	10	11	12	13	14	15	16	17	18	19	20	21	22	23	24				
1	McCroskey Reub	80	30		2000	120		2	2	11	18	10	500		28		1000	1000								
2	Wightman Elias	112	48		3600	200		4	2	4	2	10	40	40	1000		52	180	2500	1000						
3	Cummings James	65	122		3600	40		7	2	3	30	8	475		20		200	140								
4	Hunt Jesse	60	80		2500	150		7	2	3	14		700		30		500	100							100	
5	Hunt Hardy	10	3		250			4	2	2	9	5	300				100									
6	Beling William	6			180			6	2	4	15	14	650				400	75								
7	Hankins David	35	40		1000	10		3	1			12	7	250		28		500	50							
8	Hankins George	20	40		600			3			3		5	300				600								
9	Holman Andy	60	100		200	75		3	2	3	14	18	575		20		500	200								
10	Holman Fred	75	40		600			2	2	1	4	10	350				250	60								
11	Holman Geo	40	60		1500	60		4	2	19	15	20	750		60		250	150								
12	Snell Frank	30	50		640			3	2	2		7	575		50		400									
13	Green James	80	80		5000	125		10	2	1	10	18	900		45		450	120								
14	Cleaves Harris	140	40	20	100	12		3	2	2	13	20	600				300	120								
15	Gant William	30	5	8	800			3	1	2	18	5	400		10		750									
16	Crowley Thomas	180	75		1000	200		4	4	3	34	19	1250		10		750	100								
17	Miss William	80	120		3000	100	100	6	2	6	31	7	671		25		500	300								
18	McClelland Wm	120	76	140	6720	50	18	13	3	7		35	1450		40		700	384								
19	Greenwalt A. J.	70	50		2800	125		3	4	8	35	36	830				750	300								
20	McKee William	80	99		3840	140		4	6		23	18	575		36		500	120							100	
21	Snider Napoleon	60	60		1800	150	100	4	1	1	2	2	380				600									
22	Carter Whitman	35	102		1370	25		4	2	6	19	19	560		48		350	100								
23	Sergeant John W.	75			300			2	1	1	4	6	775		28		125	20								
24	Cleaves Margaret	80	100		2800	50		3	1	1	3	30	21	550		39		1000	20							
25	Cleaves Wm	60			1000	40		3	2	2	12	7	350		35	15	350									
26	Brown Silas	20			400			3	1		1	10	220	16			300	30								
27	King Abraham	100	85		2775	60		6	3	3	21	18	350		85		750	100								
28	Lehigh Lewis	30	45		1200	40		6	2	8	12	15	700				700	200								
29	Leibel A. J.	10			250	30		3	2		9	18	325		20		200	80								
30	Cox James	30	35		1300	60		3	3	1	10	8	340		20		200								50	
31	William Baker	30	30		2000	80		2	1	1	6	20	320		42		300	175								
32	Titus Abraham	300	180		7500	150		7	3	6	10	40	730		55		500	314								
33	Titus John	75			375	25		2	3	2	9	30	500		20		400	150								
34	Wosley Wm	90	100		3800	70		8	3	5	30	12	900		40		500	400								
35	Titus Joseph	25			625	60		3	3	4	10	14	490				200	100								
36	Chesock Elip	70	50		4000	25		7	1	4	20	24	700		50		500	220								
37	Postlewait John	40	40		2000	75		3	3	1	8	15	370		46		600	50								
38	Cox William	3	8	17	224	10		3	1			10	11	310			400									
39	Snell Joseph	60	28		1800	40		2	2				10	180		25		200	70							
40	Sammy H.	17			425	2		5	3	2		8	30	800			400									

2245 2025 185 93574 2522 215 179 11 87 2 167 544 622 35502 16 1009 165 24475 6148 250

State of Missouri, enumerated by me on the 10 day of August, 1870.

John A. Buckner, Ass't Marshal.

YEAR ENDING JUNE 1, 1870.

Cotton.	Wool.	Peas and Beans.	POTATOES.		Orchard products.	Wine.	Produce of Market Gardens.	DAIRY PRODUCTS.			SEED.			Hemp.	Flax.	Flax-seed.	Silk cocoons.	SUGAR.		BEES.		Forest products.	Value of Home Manufactures.	Value of animals slaughtered or sold for slaughter.	Estimated value of all farm produce, on hand, and additions to stock.					
			Irish.	Sweet.				Butter.	Cheese.*	Milk sold.	Hay.	Clover.	Grass.					Maple.	Cane.	Molasses.	Wax.					Honey.	Dolls.	Dolls.		
Bales (450 lbs.)	Lbs.	Bush.	Bush.	Bush.	Dolls.	Gallons.	Dolls.	Lbs.	Lbs.	Gallons.	Tons.	Bush.	Bush.	Lbs.	Tons.	Lbs.	Bush.	Lbs.	Hds. (1,000 lbs.)	Gallons.	Lbs.	Lbs.	Dolls.	Dolls.	Dolls.	Dolls.				
25	26	27	28	29	30	31	32	33	34	35	36	37	38	39	40	41	42	43	44	45	46	47	48	49	50	51	52			
1	20		10					125			6														25	140	937	1		
2	100		100		25			200			20									60					65	128	3723	2		
3	65		6		50			125			3									7					30	80	380	3		
4	40		13					100			2														40	250	498	4		
5	14							120																			60	118	5	
6	34		15	2				100			6										10				40	105	3714	6		
7	30		30	1				50													15				30	95	600	7		
8																											40	340	8	
9	30		20	10	150			100																	25	135	708	9		
10	30		10					100													10				25	125	344	10		
11	40		10					95																	20	100	558	11		
12								100																			180	413	12	
13	35		50	6	10			120													26				25	260	816	13		
14	30		15					105													40				25	110	353	14		
15	30							50																				407	15	
16	50		25	2				300			40										20				40	800	3780	16		
17	70		50		10			200			2														30	200	8120	17		
18			120		200			200			20																455	1687	18	
19	60		40		30			150			5																38	230	12149	19
20	60		15					250			0															20	180	642	20	
21			60	30				60																			80	5740	21	
22	40		30	25				100													20		300		105	698	22			
23	9		8	1				50													30				120	40	209	23		
24	30		15	6	10			105													15				30	250	918	24		
25	30		10					100																			100	150	398	25
26	14		8	5																	20				25	30	253	26		
27	36		30	15				150			4										15				55	340	1029	27		
28	27		30	12	20			100													15		75		35	200	875	28		
29	20		10	4				90													30				25	40	264	29		
30	25		8	2				105													35				20	120	338	30		
31	14		25		100			60													25				20	160	572	31		
32	50		25	8	40			130			2										30				75	365	955	32		
33	25							150																			15	75	406	33
34			145					175			10																200	820	34	
35	24		10					150													15				20	90	318	35		
36	40		40		125			75			4														25	300	912	36		
37	16		1		40			90																			0	45	467	37
38	25		3					40																				90	311	38
39			4		30			140																				75	308	39
40								100																					213	40
	1161	60	891	94	880			4530			124									438				375	827	1760	28457			

* This will include only such cheese as is made upon the farm. Milk sent to cheese factories will be regarded as milk sold off the farm.

7692 29060

SCHEDULE 3.—Productions of Agriculture in Roll Township, in the County of Ray, in the Post Office: Richmond Mo

Name of Agent, Owner, or Manager.	ACRES OF LAND.			PRESENT CASH VALUE.		Total amount of wages paid during the year ending value of board.	LIVE STOCK, JUNE 1, 1870.									PRODUCE DURING THE YEAR.																				
	Improved.	UNIMPROVED.		Of farm.	Of farming implements and machinery.		Horses.	Mules and Asses.	Milch Cows.	Working Oxen.	Other Cattle.	Sheep.	Swine.	Value of All live stock.	WHEAT.		Rye.	Indian Corn.	Oats.	Barley.	Buckwheat.	Rice.	Tobacco.													
		No.	Wood-land.												Other unimproved.	Dolls.								Dolls.	No.	No.	No.	No.	No.	No.	Dolls.	Spring.	Winter.	Bush.	Bush.	Bush.
1	2	3	4	5	6	7	8	9	10	11	12	13	14	15	16	17	18	19	20	21	22	23	24													
1 Leamer Thomas	10	70		1000			1	2				8	178				280																			
2 Shepherd Colin	68	184		3000	100		3	2	1			7	300	16			1000	100					15													
3 Crowley Andrew	80	50		4200	120	50	3	3		10		50	1000		30		500																			
4 Crowley John	260	56	100	17800	400	1000	5	7	7			110	60	7280			2280																			
5 Andrews Alfred	100	100		4000	80	78	8	6		10	110	10	1000		30		900	100																		
6 Cummings Martin	100	298		7900		175	5	9	4			18	13	44	1945		97	15	878	50																
7 Smith Joseph	400	180	120	25000	600		3	6	5			100	30	3700		80		1500	200																	
8 Cummings J R	65	68	32	3250	128		4	3	3			8	27	845		120	38	1125																		
9 Cox Silas	40			1000	50		6	1	1			3	19	10	500			500	100																	
10 Whitesitt James	60	10		2500	175		4	2		1			10	425				100																		
11 Whitesitt W C	30	40		1500	60		3	3		2		12	10	400				800																		
12 Stockard W H	130	50	10	5700	290		9	2	3			3	35	31975				1500	400																	
13 Brock Francis	200	30		9200	200		9	6		20	30	11	1600				1000	400																		
14 Ward Joseph	70	14		3000	125		5	1		1			16	400		121		1750																		
15 Albright Gideon	90	80	50	3000	100		8	3		1	14	13	775		35	21	500	90																		
16 Highmore John	80	40		4000	50	75	3	3		3			28	570		30		875																		
17 Conroy Peter	120	65		3500	100	100	8	3		6	20	25	860		5		750	150																		
18 Wilkes Thomas	20	65		500	20		3	1						75				450																		
19 McCullough W B	160	10		6000	60		3	1	2				8	350				1200	300																	
20 Martin Jefferson	80			3200	15		2	1						300				500																		
21 Martin James	80			3200	50		5	1						500				1800																		
22 Braun Joseph	218	40		9000	150		5	1	1					17	600		150		400	1000																
23 Crowley James	140	68		2800	125		4	3	3			2	14	28	800			750	100																	
24 Peterson Allen	50	110		3000	120		4	2		2			18	500				500	150																	
25 Hyder W B	55	65		3000	115		7	1	3			14	10	24	1050		13		500	120																
26 Luther Joseph	72	75		5000	100	240	6	3	9			24	10	38	1300		18		1000																	
27 Chapman William	3	77		1200	100	78	3	3	3					10	690																					
28 Miller Thomas	75	82		2300	90		9	3		8			23	750		160		500	50																	
29 McCullough Elias	400	60		5800	200		12	2		10	40	40	1400				2250	500																		
30 Armstrong Josiah	150	70		5000	125		8	3		3	25	17	1280		115		500	175																		
31 Holland J Chas	80	160		5000	125		4	4				18	21	640				750	400																	
32 Holland James	25			1250	115		4							350		80			100																	
33 Thomas William	35	38		800	114		2							5	200			250	0																	
34 Martin Josiah	3	35		1400	20		3	3		3	18	30	250					75																		
35 Allen Peter	18	25		1000	18		2	1						60				300																		
36 Bryant Samuel	70	56		3150	100		10	4		10			21	1220				1000																		
37 Nicholson Thomas	20	40		1000	120		6	1		13				9	330																					
38 Roberts James	80	120		5000	75		2	6					13	675				500	400																	
39 Bryant John	30	10		1000	100		6	2						17	360		60		500																	
40 Wiley Brandon	50	93		3575	100		8	3	4			4	19	30	900		50		400	60																
															3480	2705	3125	17090	4652	1790	192	47	108	390	338	781	39295	16	1234	74	30150	5345				15

404

State of Massachusetts, enumerated by me on the 15th day of August, 1870.

John A. DeLanaw, Ass't Marshal.

YEAR ENDING JUNE 1, 1870.

Cotton.	Wool.	Peas and Beans.	POTATOES.		Orchard products.	Wine.	Produce of Market Gardens.	DAIRY PRODUCTS.				SEED.		Hops.	Hemp.	Flax.	Flax-seed.	Silk cocoons.	SUGAR.		Molasses.	BEES.		Forest products.	Value of Home Manufactures.	Value of animals slaughtered or sold for slaughter.	TOTAL VALUE.					
			Bales (450 lbs.)	Lbs.				Bush.	Bush.	Bush.	Dolls.	Dolls.	Butter.						Cheese*	Milk sold.		Hay.	Clover.					Grass.	Lbs.	Tons.	Lbs.	Bush.
25	26	27	28	29	30	31	32	33	34	35	36	37	38	39	40	41	42	43	44	45	46	47	48	49	50	51	52					
																											128					
			50	1				75																			65	637				
								150			8																1890	1650				
			25		20			350			60										40		75				6185	11029				
	70		40		5			300			8										30		60		75	300	1130					
	30		20	20	25			150			25										34		600		27	270	1921					
			100	6	40			350			80																800	3448				
			60	6	50			100																			610	1789				
	53		50	10	11			75													75				24	180	610					
			70	8	75	570		100																			120	1339				
	30		50					100																			500	952				
			40	4	25			150			5																40	327	1386			
	125		13	15				300			15																	830	2085			
	38	1	120					75																				78	360	1271		
	60		12		10			100																			20	165	1882			
			30		5			125																				80	675			
	50		15					150			10										15						12	350	1070			
			15					50																				75	216			
								100			8																	125	750			
																														400		
																														900		
			10					75																				200	934			
	68		35					100			8																	60	200	764		
					50			120																				12	100	470		
	25		40		20			100			12																	30	410	985		
	30		75		30			300			20																	15	200	348	1605	
																														200		
			12					95																					240	780		
	85		20		75			140			8																	50	240	260	2078	
	50		10					150																					200	1358		
	100		12		10			175			8																		20	125	757	
																														100		
																														100	225	
	36	1	34					100																					40	135	262	
								40																						30	190	
	50		20		150			250			2																			270	1073	
																															300	
																														60	470	
			50					90			8																			120	490	
	30		25		200			200																					25	58	380	1075
	910	2	1062	70	820	510		4595			262										265		1625		514	15489			49246			

* This will include only such cheese as is made upon the farm. Milk sent to cheese factories will be regarded as milk sold off the farm.

SCHEDULE 3.—Productions of Agriculture in Duke, in the County of Rowan, in the Post Office: Richmond Mo

Name of Agent, Owner, or Manager.	ACRES OF LAND.			PRESENT CASH VALUE.			LIVE STOCK, JUNE 1, 1870.								PRODUCE DURING THE YEAR.								
	Improved.	UNIMPROVED.		Of farm.	Of farming implements and machinery.	Total amount of wages paid during the year, including value of board.	Horses.	Mules and Asses.	Milch Cows.	Working Oxen.	Other Cattle.	Sheep.	Swine.	Value of all live stock.	WHEAT.		Eye.	Indian Corn.	Oats.	Barley.	Buckwheat.	Rice.	Tobacco.
		No.	Wood-land.												Other unimproved.	Dolls.							
	No.	No.	No.	Dolls.	Dolls.	Dolls.	No.	No.	No.	No.	No.	No.	No.	Dolls.	Bush.	Bush.	Bush.	Bush.	Bush.	Bush.	Bush.	Lbs.	Lbs.
1	2	3	4	5	6	7	8	9	10	11	12	13	14	15	16	17	18	19	20	21	22	23	24
Borne Elias	24	56		2000	100		5		2	3		16	500				400	75					
Crowley Julia Ann	24	248		1464	120		4		3	1		10	20	500			1300	150					
Dotto J A	200	100		2000	500		5	7	6	8	25	90	2300		150		2000	300					
Fornelius Jacob	160		20	2500	80		7	2	7	1	30	15	900		19		1000	100					
Allen Benjamin	40	38		3000	140		3	4	2		4	6	47	1065			375	150					
Allen Marion	100	40	20	4800	100		4	4	2		7	31	31	1240			750						
Faggat William	120	21	20	1000	125		2		2			10	250				1200						
Albright Sharp	75			875	70		5		3		20	7	450		16		300	150					
Riggs Catherine	40	130		2800			5	1	2	1	6	20	475		60		400						
Rogers John	10	36		600			3		1			3	175				100						
Mozley Elizabeth	21	45		1000	10		2		1	1	9	5	125				125	20					
Rogers Robert	35	30		1500	20		2		4	1	10	8	160		13		180	10					
Fisher Nathan	20	4		250			2		1				75				200						
Fisher Thomas	3			100					1	2		10	50				100						
King Catherine	20	79		1000	25		1	2				1	300				300						
Fisher Nancy	7			175			1		1	1		4	75		30		200						
Lockard Jacob	50	150		2500	80		4	3		5	15	16	550		60		350						
Albright Jacob	30	70		1750	53		5		2	3	20	18	450				250						
Collins Thomas	50	50		800	60		4	3	2	2	15	7	550				175						
Cox John	25	170	20	2520	70		4		5	1	20	17	560		30		400	80					
Holman James	10	3		300			2		1		13	6	100		50		100						
Heath Gustavus	57	110		3500	20		8		7		16	2	700				1000	100					
Hyder Denton	70	10		2000	100		3		1		50	17	1180				600	200					
Whitsett Jeremiah	65	93		2500	75		7		3	5	23	40	885		53		625	150					
Elliott John	20			500	20		2		6	2	7	31	58	1000		40		300					
Messner Robert	65	95		3000	400		8	3	5	4	15	30	1250		53		375	300					
Messner W J	37	138		4000	120		7	2	1	2		6	850		88								
Rowell Abraham	25			600			2		3			7	250				75						
Hess A P	19	81		2500																			
Messner John	100	100		4000	125		7	1	3	8	20	40	1300		60		1250	325					
Nathanson Elyah	30			600			1		1			13	175										
Quinnornd Albert	70	40	169	2500	125		3	3	5	4	28	20	875		60		1000						
Carroll William	45	15	400	4000	125		8		4	5	18	18	900		39	20	500	60					
Crowley Samuel	160	36		4000			5	2	1	1	3	20	850				1125	200					
McDonald Randolph	250	320		15000	300		6	3	4	10	15	70	1300				750						
Earley John	100	40	20	3200	60		8		2	1	46	40	1100				1600						
McCaughey W	14	36		1000	40		3		3	1		14	400										
Arnott Allen S	120	40	40	6000	250		5		1	6	20	37	1200				1000	500					
King Abraham	10			200					2			12	100										
Smith Edmund	35	50		2000	75		4		2	2		10	300		15		600	50					50
		2401	2599	429	11730	3090	159	37	101	4	94	458	796	2477	790	20	31005	2920					50

State of Missouri, enumerated by me on the 20 day of August, 1870.

John Buchanan, Ass't Marshal.

YEAR ENDING JUNE 1, 1870.

Cotton. Bales (50 lbs.)	Wool. Lbs.	Peas and Beans. Bush.	POTATOES.		Orchard products. Dolls.	Wine. Gallons.	Produce of Market Gardens. Dolls.	DAIRY PRODUCTS.			Hay. Tons.	SEED.		Flax. Lbs.	Flax-seed. Bush.	Silk cocoons. Lbs.	SUGAR.			BEES.		Forest products. Dolls.	Value of Home Manufactures. Dolls.	Value of animals slaughtered or sold for slaughter. Dolls.	TOTAL VALUE.									
			Irish. Bush.	Sweet. Bush.				Butter. Lbs.	Cheese* Lbs.	Milk sold. Gallons.		Clover. Bush.	Grass. Bush.				Maple. Lbs.	Cane. Hhds. (1,000 lbs.)	Molasses. Gallons.	Wax. Lbs.	Honey. Lbs.				Dolls.									
25	26	27	28	29	30	31	32	33	34	35	36	37	38	39	40	41	42	43	44	45	46	47	48	49	50	51	52							
			20		10			100			3															160	1161	1						
					100			120			2															240	1100	2						
	100		100		100			300			30														100	15888	17788	3						
	50		15					400			3										30					78	160	963	4					
	25		20		1			100																			378	664	5					
								100																			1660	2456	6					
			35					120			1																1428	1068	7					
	30		12					150			1										30						300	300	8					
	12	1	10		10			120			2																15	90	223	9				
																													48	10				
	25		8		15			40																			20	95	235	11				
	20		20	3	75			160																			10	100	344	12				
																													100	13				
																													50	14				
			24																									78	2820	15				
								35																			108	240	16					
	30		40		100			150																			300	28	178	6520	17			
	40		40		18			90			1																40	118	180	440	18			
	31		20		40			85																				78	208	19				
	40		30		78			220			1																	25	120	560	20			
	19							50																					13	78	196	21		
	23		30		30			300																					145	188	893	22		
			50		90			50			4																		100	280	888	23		
	82		12		120			125			1																		78	200	1022	24		
	50		35	20				300																				30	100	210	627	25		
	45		120		25			350			1																		100	295	398	879	26	
					20			50			4																			40	774	27		
																															137	28		
																														120	120	29		
	12	1	14		50			160																					360	1261	30			
																														200	31			
	60		35					350			3																		10	120	903	32		
	24		35		100			400			2																			50	559	33		
			20					50																						120	831	34		
	40		20		40			200			300																			600	4087	35		
	50		12					100			15																			30	300	1719	36	
																															50	37		
	88				15	40		150																						30	65	400	1943	38
																																125	39	
			10		5			90			3																				120	40		
	558	2	619	38	878			5015			377																		228	450	768	9226	44550	

* This will include only such cheese as is made upon the farm. Milk sent to cheese factories will be regarded as milk sold off the farm.

9176 320

SCHEDULE 3.—Productions of Agriculture in Ark Township, in the County of Ray, in the Post Office: Richmond Mo

Name of Agent, Owner, or Manager.	ACRES OF LAND.			PRESENT CASH VALUE.		Total amount of wages paid during the year, including value of board.	LIVE STOCK, JUNE 1, 1870.								PRODUCE DURING THE YEAR.									
	UNIMPROVED.			Of farm.	Of farming implements and machinery.		Horses.	Mules and Asses.	Milch Cows.	Working Oxen.	Other Cattle.	Sheep.	Swine.	Value of all live stock.	WHEAT.		Rye.	Indian Corn.	Oats.	Barley.	Buckwheat.	Rice.	Tobacco.	
	Improved.	Wood-land.	Other unimproved.												Dollars.	Dollars.								No.
1	2	3	4	5	6	7	8	9	10	11	12	13	14	15	16	17	18	19	20	21	22	23	24	
1. Tomlinson John	421			14700	500	1000	7	4	3		84		130	6000				4000	300					1
2. Hines J. C.	160			11000	300	300	6	4	2		39	29	50	3000				780	300					2
3. Scholtz Christian	125	40		4800	125		3		1				20	480		270		800	120					3
4. Coffey James	320			12800	600	250	13	18	4		10	20	40	4000		90		1500	1000					4
5. Fisher David	100	58		4000	250		5	3	5				25	27	1700		48		1000	108				5
6. Goddard J. A.	20			570	20		3							100		44		300						6
7. Hays J. D.	18			400			3						3	150				328	100					7
8. Kelling William	8	38		600			3	3	3		1		10	328				100						8
9. Lockard Jason	35	103		1800	30		5		4		8	3	7	550				30						9
10. Allen Howard	102	130		5100	350	200	13	5	3		18	28	50	1660		100		780	100					10
11. Stephenson J. A.	33	95		3780	50		18	1	3		9	18	38	1582		102		400	100					11
12. Crowley Howard	70	190		4800	35		4	5	3		6	15	18	1100		90		750						12
13. Ogden Edward	20	100		1200	100			3	3		10		28	800		48		388	90					13
14. Lockard Evaline	12	48		600	600	10	4		1		1		7	400				160						14
15. Allen W. R.	80	40		3000	25		1	1	3		3		28	400		48		570	100					15
16. Allen John	13	87		2500	30		2		1		2		7	300	38				300					16
17. Ward Aaron	10	30		600			1		2				8	17	200			100						17
18. Sharp William	10	30		600			1		1				13	100				200						18
19. Smith Andrew	170	223		9780	500		18	5			43	38	34	1892		10		800	1000					19
20. Green John	10	80		1500	60		5		2				3	12	600		80		100					20
21. Blackley Thomas	38	15		1000	80		4		1				1	7	300			600	48					21
22. Sharp William	19	65		3000	120		8	2	2		20	48	40	1700		82		800						22
23. Cooper John & Son	45	103		3500	120		5		4		3	23	15	600		30		250						23
24. Cooper John	13	38		1000	30		2		1		3	4	7	225				180						24
25. Osborn James	40			2000	125			2	3		1	7	13	403		6		500	220					25
26. Crowley William	110	50		6800	150		12	18	5		11	40	39	2460	30	10		1680	180					26
27. Curtis James	10	20		600			3						5	175										27
28. Stovall John	130	80		4800	120		6		3	2	6	33	21	900				800	125					28
29. Seal Griffey L.	12	58		800	25		3		3		9	11	10	500				250	100					29
30. Cox Margaret	15	68		600	100		4		3				7	6	350			30						30
31. Kinnick John	24	49		1000	40		4		4		10		10	570				100	25					31
32. Norman James	7			175			2		1				1	190				100						32
33. Sharp Jacob	20			520					1		1		9	75										33
34. Sharp Eli	20	37		1000	25		4	1	3		1	7	7	400		38		150	30					34
35. Crowley William	38	370		7570			8	1	5	2	18	43	15	1146		30		125						35
36. Wilson Joseph M.	75	58		3000	50		5		2		2	20	5	325		50		1200					100	36
37. Winderup William	100	40		4200	65		11		3		8	24	29	1350		20		1200						37
38. Thompson John	100	100		7500	140		6	2	3		3	42	48	1000				2800	250				100	38
39. Smith Allen S.	120	40	40	6000	250		6		3		6	20	37	1200				1000	500					39
40. Carver George	20	124		1640	40		9		4	3	8	30	18	930		118		200						40
		3039	3057	40	135835	4645	1760	204	67	100	6	332	518	871	38789	105	975	24460	4993					200

2344

State of Missouri, enumerated by me on the 24th day of August, 1870.

John A. Buchanan, Ass't Marshal.

YEAR ENDING JUNE 1, 1870.

Cotton.	Wool.	Fens and Beans.	POTATOES.		Orchard products.	Wine.	Produce of Market Gardens.	DAIRY PRODUCTS.			Hay.	SEED.			Flax.	Flax-seed.	Silk cocoons.	SUGAR.			BEES.		Forest products.	Value of Home Manufactures.	Value of animals slaughtered or sold for slaughter.	TOTAL VALUE.											
			Bales (50 lbs.)	Lbs.				Bush.	Bush.	Bush.		Dolls.	Dolls.	Lbs.				Lbs.	Gallons.	Tons.	Bush.	Bush.					Lbs.	Tons.	Lbs.	Hhds. (1,000 lbs.)	Gallons.	Lbs.	Lbs.	Dolls.	Dolls.	Dolls.	Dolls.
25	26	27	28	29	30	31	32	33	34	35	36	37	38	39	40	41	42	43	44	45	46	47	48	49	50	51	52										
			20					150			13															6000	11321	1									
			25		30			100			8																500	1887	2								
								60			13																100	713	3								
	30		45		100			200			20																600	2749	4								
	48		54		15			100			15																262	1364	5								
			20					40																					199	6							
											3																		232	7							
			20					150																				120	214	8							
			13					170			8																	100	251	9							
	35		20		150			250			20															120	460	2418	10								
	60		30		15			130			6																	180	918	11							
	40		15					135			8																			773	12						
			20					100																					140	553	13						
			9					58																					50	148	14						
			10		300			100			1																	100	944	15							
			15					60																						155	16						
			16					80																					60	185	17						
	80		10		3			40																					60	176	18						
	180		10					240			10																30	280	5023	19							
	8		15					98																					28	100	241	20					
			10					48																					225	556	21						
	115		16					100			2																	15	269	841	22						
	45		15					200																					100	319	23						
																														75	24						
	18		40		40			100	400																					426	25						
	79		50		6	200			240		15																	200	500	2198	26						
																														50	27						
	80		30					150			4																		33	550	1263	28					
	21		13					160																					20	75	419	29					
	20		6					150																					30	130	30	30					
					40			150			7																		105	413	31						
								50																						62	32						
																														105	105	33					
	1	15	12	4				80																						147	34						
	90		10		20			225																						125	465	35					
	7		18		75			95																						80	830	36					
	60		30		10			150			6																			43	340	1137	37				
	88		15		40			150																						20	68	400	1948	38			
	50		40																											800	1532	39					
	30		130					200																						3	40	120	398	40			
1	1105		840	10	1055			4185	240		147																						32	200	390	15336	40359

* This will include only such cheese as is made upon the farm. Milk sent to cheese factories will be regarded as milk sold off the farm.

SCHEDULE 3.—Productions of Agriculture in Polk Township, in the County of Ray, in the
 Post Office: Richmond



1	Name of Agent, Owner, or Manager.	ACRES OF LAND.			PRESENT CASH VALUE.		Total amount of wages paid during the year, including value of board.	LIVE STOCK, JUNE 1, 1870.							PRODUCE DURING THE YEAR.									
		UNIMPROVED.			Of farm.	Of farming implements and machinery.		Horses.	Mules and Asses.	Milch Cows.	Working Oxen.	Other Cattle.	Sheep.	Swine.	Value of ALL live stock.	WHEAT.		Rye.	Indian Corn.	Oats.	Barley.	Buckwheat.	Rice.	Tobacco.
		Improved.	Wood-land.	Other unimproved.												Dolls.	Dolls.							
2	3	4	5	6	7	8	9	10	11	12	13	14	15	16	17	18	19	20	21	22	23	24		
1	Gordman John	12	30		3800	300		2	2	2	6	21	600		194		750	75						
2	Batcock B W	120	60		4000	100		18	8		5	80	1300				600	75						
3	Halstead W B	220	220	170	18900	500		7	1	17		20	60	2205		65	1000	800						
4	Hawks Reuben	578	370		28350	1370	1200	35			79		93	17650		40	2500	1178	918					
5	Smith W W	700	320		20000	500	1800	7	7	4		130		130	10000		40	2500	117					
6	Riffen Joseph	120	87		6270	300		10	12	3		5	14	35	2164		6	1000	400					
7	Albright William	160	80		9600	300	250	14		12		16	20	78	2200		20	2500	400					
8	McDonald Abraham	120	110		2600	150		9		2		8	35	55	1750		101	1000	420					
9	McDonald August	30			600	120		4		3		10	15	17	870		50	625	150					
10	Truller W Thomas	120	40		4000	150		1	4	2				42	1180			1125						
11	Roberts Jesse	100	40		7000	100		9		2			14	780		78	3000	300						
12	Clark Peter	80	80	40	4000	75		15		6			20	8	1030		60	800	150					
13	Stockwell James W	200	35		9000	500	400	6	4	2			30	11	1300			4250	875					
14	Stockwell G M	150	140		6450	100			2	1		9	9	15	530		252	1250	350					
15	Oxford Samuel	70	70		2800	50		8	1	4			11	18	1400			600	300					
16	Carter Jacob R	3	77		350	20		2						5	1300									
17																								
18																								
19																								
20																								
21																								
22																								
23																								
24																								
25																								
26																								
27																								
28																								
29																								
30																								
31																								
32																								
33																								
34																								
35																								
36																								
37																								
38																								
39																								
40																								
		2960	1949	210	13770	4775	3650	144	31	63		286	164	622	45104	886	23500	5465	918					

X

State of Hawaii, enumerated by me on the 26 day of August, 1870.

John A. Buchanan, Ass't Marshal.

YEAR ENDING JUNE 1, 1870.

YEAR ENDING JUNE 1, 1870.																									TOTAL VALUE.						
Cotton. Bales (450 lbs.)	Wool. Lbs.	Peas and Beans. Bush.	POTATOES.		Orchard products. Dolls.	Wine. Gallons.	Produce of Market Gardens. Dolls.	DAIRY PRODUCTS.			Hay. Tons.	SEED.			Flax seed. Bush.	Silk cocoons. Lbs.	SUGAR.			BEES.		Forest products. Dolls.	Value of Home Manufactures. Dolls.	Value of animals slaughtered or sold for slaughter. Dolls.	Estimated value of all farm produc- tion, including bet- terments and addi- tions to stock. Dolls.						
			Irish. Bush.	Sweet. Bush.				Butter. Lbs.	Cheese.* Lbs.	Milk sold. Gallons.		Clover. Bush.	Grass. Bush.	Hops. Lbs.			Hemp. Tons.	Flax. Lbs.	Maple. Lbs.	Cane. Hhds. (1,000 lbs.)	Molasses. Gallons.					Wax. Lbs.	Honey. Lbs.				
25	26	27	28	29	30	31	32	33	34	35	36	37	38	39	40	41	42	43	44	45	46	47	48	49	50	51	52				
	7		2					100																		300	869	1			
	15		30					150			15															300	1834	2			
			40		20			600			70										20					150	2548	3			
			75		25			365																				6774	4		
			100		50			200			10																4800	6558	5		
	75		40		10			150			21															50	575	2045	6		
	150		50		40			100			20												120			400	2189	7			
	70		50		20			100																			480	1283	8		
	20		30					150															120				398	881	9		
								100																			935	1523	10		
			40					100			6																180	1876	11		
	50		15					300			10															140	180	925	12		
	120	1	50					500			15																7238	11045	13		
	28		40		30			100			3																75	1138	14		
					20			200																			400	890	15		
																														16	
																														17	
																														18	
																														19	
																														20	
																														21	
																														22	
																														23	
																														24	
																														25	
																														26	
																														27	
																														28	
																														29	
																														30	
																														31	
																														32	
																														33	
																														34	
																														35	
																														36	
																														37	
																														38	
																														39	
																														40	
	535	1	533		215			3215			200										20						240	90	16679	4667	

I hereby certify that the above
Returns are a true copy of the Original
Returns Made according to Law and Instruc-
tions
John A. Buchanan
Assistant Marshal
Sub Div 76 West Dist '70

* This will include only such cheese as is made upon the farm. Milk sent to cheese factories will be regarded as milk sold off the farm.

4077

SCHEDULE 3.—Productions of Agriculture in Richmond ^{Township}, in the County of Ray, in the

Post Office: Richmond



Name of Agent, Owner, or Manager.	ACRES OF LAND.			PRESENT CASH VALUE.		Total amount of wages paid during the year, including value of board.	LIVE STOCK, JUNE 1, 1870.								PRODUCE DURING THE									
	Improved.	UNIMPROVED.		Of farm.	Of farming implements and machinery.		Horses.	Males and Asses.	Milk Cows.	Working Oxen.	Other Cattle.	Sheep.	Swine.	Value of All Live Stock.	WHEAT.		Rye.	Indian Corn.	Oats.	Barley.	Buckwheat.	Rice.	Tobacco.	
		No.	Wood-land.												Other unimproved.	Dolls.								Dolls.
1	2	3	4	5	6	7	8	9	10	11	12	13	14	15	16	17	18	19	20	21	22	23	24	
1 Nealway James M	200	15	431	12000	200	600	7	6	7		5	50	40	1400										3000
2 Kenic James M	160	8	400	8000	400	350	13	2	4	4	32	37	70	1405		170		2200	200					
3 Frazier Eli	40		120	4000	100	100	16		7	2			75	1653		100		400						
4 Frazier William	27		45	1600	150	50	8	2	2		5		30	450		100								
5 Holston Joseph	14		22	400			6		2		1			360				100	200					
6 Broughton Henry	40		40	3000	125		1	2	5	2	4		30	700		80		300						
7 Hunt Henry	40		140	4000	100	40	5		6		6		20	560				1250	150					
8 Smith Martha	16		24	1000	150	25	8		3				14	1175				400						
9 Frazier Pitman	70		74	3000	150		4		5		14	60	50	700				1000						
10 Colley Alice	30		50	1400	15		1		2		2		12	190				200						
11 Mason Samuel	130		120	7000	350	500	5	4	7		5		50	1275		700		2000						
12 Walt Thomas	170		90	6500	250	200	8	4	5		7		10	1329		500		2000	400					
13 Dalton John	10			400	10		2						7	140		50		250						
14 Smith James B	100	80	163	4000	200	200	10	1	3		6	14	20	425		150		1000	100					
15 Anderson Sarah	100		40	2400	100	400	2		2	2	2	10	30	570		40		250	40					
16 Leicester William	140	60		6000	250	250	6	2	8		20	25	60	1345		260		1050	250					
17 Hunt James R	60		200	2000	175	50	8	1	4		3		20	430		140		350	90					
18 Frazier Louis	55		65	2000	125	125	8		4		7	14	25	900		45		600	150					
19 Pyraw James G	90	120	160	4500	75	150	8	1	3		3		16	540		200		1000						
20 Mabry John W	65		55	2500	140	50	6		6		6	14	30	475		250		600	100					
21 Sharp Robert	15		25	400	100		5		3		2	12	14	575		32		400						
22 Brandtether Richard	40		50	1800	105	20	2	1	1		1		11	245		40		500						
23 Senmore Lilley	60		28	2000	20		4		2		2	11	16	525				50						
24 James George	40	40	240	6200	125	100	7		2		40			1150				40						
25 Ewing George	40	20		2000	300	65	4		3		7		30	665		150		1000	50					
26 Holt John	110		80	5000	300	200	3	3	6		14	17	60	1300		130		1000	150					
27 Woodson Rufus	40		40	2000	150		4	3	3		4	26	20	615		90		500						
28 King Harris	300		300	19000	300	400	8	2	15		40		20	1975		150		400						
29 Bush Joshua	100		70	4000	400	1500	13	5	25	2	40		70	3785		246	70	3000	70					
30 Gantito Robert	100		100	4000	175	200	4	2	2				6	1180				200	400					
31 Davis Samuel	40		40	4000	125	15	3	3	6		5	10	12	770		140		1200	50					
32 Hynes James	130	20	190	6000	200	400	17	6	4		10	16	40	2066		260		1000	300					
33 Jacob Caroline	15		65	1600	20	100	6		2				20	400				300						
34 Hazen Benjamin	60		140	3000	50		4	3	3		10	50	20	725		90		500	90					
35 Knackley James	75		41	3000	75	50	10	4	3		2	30	16	1175		150		5000	100					
36 Boon Samuel	50		185	300			3		1					200		50		350						
37 Dale Joshua & John	100	160	130	7000	300	50	5	7	6	2	20	30	30	2090		100		450	200					
38 Louis Abram	75		75	4500	200	160	4	7	7		12		40	1500		200		1500	50					
39 Neal Leavel & Sons	100		137	6000	300	350	9	3	7		9		25	1015		300		250	300					
40 Motter & Sweeper	40			1000	100			1	1				5	150				150						

3241
 523
 4305
 157900
 6420
 6140
 247
 187
 14
 353
 435
 1124
 39950
 4995
 36440
 3470

State of *Massachusetts*, enumerated by me on the *22* day of *July*, 1870.

John P. Clark, Ass't Marshal.

YEAR ENDING JUNE 1, 1870.

Cotton.	Wool.	Peas and Beans.	POTATOES.		Orchard products.	Wine.	Produce of Market Gardens.	DAIRY PRODUCTS.			SEED.			Hops.	Hemp.	Flax.	Flax seed.	SUGAR.			BEES.		Forest products.	Value of Home Manufactures.	Value of animals slaughtered or sold for slaughter.	Estimated value of all farm production, including additions to stock.			
			Bales (450 lbs.)	Lbs.				Bush.	Bush.	Bush.	Dolls.	Dolls.	Lbs.					Lbs.	Gallons.	Tons.	Bush.	Bush.					Lbs.	Tons.	Lbs.
25	26	27	28	29	30	31	32	33	34	35	36	37	38	39	40	41	42	43	44	45	46	47	48	49	50	51	52		
	100																									300	1700	1	
	120																										620	1720	2
																											200	440	3
																												75	4
																											115	5	
																											40	240	6
																											270	1070	7
																												160	8
	100																									400	8000	9	
																												80	10
																												1600	11
																											200	1750	12
																												150	13
	40		100																								150	200	14
	30																											210	15
	100																										652	1665	16
																											130	410	17
	40																										215	500	18
																											200	820	19
	96																										180	815	20
	30																										141	280	21
																												280	22
	40																											30	23
																												250	24
																											300	765	25
	60																										600	1100	26
	64																											200	27
																											360	1960	28
																											1000	2190	29
																												425	30
	40																											375	31
	100																										450	1250	32
																												150	33
																											40	320	34
	125																										90	490	35
																												300	36
																											360	860	37
																											250	950	38
																											300	1080	39
																												150	40

1085
200
134
40
7358
35315

* This will include only such cheese as is made upon the farm. Milk sent to cheese factories will be regarded as milk sold off the farm.

SCHEDULE 3.—Productions of Agriculture in Richmond Township in the County of Ray, in the
 Post Office: Richmond



Name of Agent, Owner, or Manager.	ACRES OF LAND.			PRESENT CASH VALUE.		Total amount of wages paid during the year, including value of board.	LIVE STOCK, JUNE 1, 1870.								PRODUCE DURING THE								
	Improved.	UNIMPROVED.		Of farm.	Of farming implements and machinery.		Horse.	Mules and Asses.	Milk Cows.	Working Oxen.	Other Cattle.	Sheep.	Swine.	Value of all live stock.	WHEAT.		Rye.	Indian Corn.	Oats.	Barley.	Buckwheat.	Rice.	Tobacco.
		No.	Wood-land.												Other unimproved.	Dolls.							
1	2	3	4	5	6	7	8	9	10	11	12	13	14	15	16	17	18	19	20	21	22	23	24
1 Keyes John	60	40	47	3000	47	400	12	1	4	2	15	30	30	955		460	92	500					
2 Keyes William	60	46	60	4000	60	35	4	1	2		12		20	730		216		150					
3 Noale Isaac Jr	50	16	40	2600	150	60	4		2		8		15	500		150		300					
4 Yindley Francis	100	120	80	5000	175	100	9	7	8		12		30	1700		240		450	190				
5 Patton Robert	80	80	50	3000	290	50	9	3	7	2	15		60	1575		308		1500					
6 Hoynes Samuel	45	35	40	3000	100	25	6	2	4		8	12	35	960		50		750	150				
7 Armstrong Joshua	40	40		2400	30	40	8	1	3	4	3		12	975		218		650					
8 Nading Alfred	40	40		240	125		2		5		8		30	500		140		500					
9 Pape Henry	260	200	180	16000	200	500	20	5	8	4	40		40	2600		60		1500					
10 Carlyle Joseph	30		17	1600	30	25	4		2		1	12	12	400		90		250					
11 Akers Hugh	20		40	1500	50	100	4		2	2	2	15	10	635				100					
12 Turner Josiah	80	15	155	250	25	200	4		3	2	6		30	785		200		500					
13 Dale William	90	10	10	3000	200	100	6		2		5	10	18	850		219		750					
14 Dale Moses	100	99		6000	400	200	6		2		6	30	30	670		330	164	1000					
15 Hoines Joseph	80			3000	200	50	8	1	3	2	25	15	20	1265		125	20	1500	125				
16 Hoines John B	78		20	2000	15	100	5	2	1			20	11	615		90		75					
17 Patton James	80	20	20	3000	100	100	8		5		6	20	30	1500		190		500	75				
18 Patton John T	30	35	35	3000	160	25	3	2	4		4	12	12	710		90		500					
19 Beck Jacob	315	120	285	19000	200	700	15	1	7		30	30	60	1775		880		2000					
20 Starks Benjamin	50		30	2000	40	50	8		2		5	15	14	495		200		500	50				
21 Jacobs George W	45		85	4000	40	50	13		4		3		17	560				1000					
22 Akers James	40		60	1500	30		2		2	2		10	20	40				250					
23 Hewitt Thomas	150	10	170	6000	300	350	2	13	4	4	6	30	12	1910		140		500					
24 Senebough Abraham	40		65	1500	50	100	2		4		3	8	20	370				250					
25 Senebough Adam	40		40	1200		125	1		2			5	200		70		250						
26 Sherry Henry	20		60	2000	60		2		1				175				250						
27 Turnage William	60		80	4000	120	30	5	1	3		5	15	15	785		97		500					
28 Corowly Charles	90		80	3000	50	400	8	1	8		20		30	1100		30		1000					
29 Smart James	60	20	40	2500	140	50	6		2	2	13	11	600		70		1000	50					
30 Corowly William	130	180	20	8000	150	500	15		4	2	26		27	2260		120		900					
31 Lincar James Y	100		340	8000	125	150	7	3	4		3	20	20	1010		150		1050	150				
32 Kilgor Andrew	17		23	900	20		2		2				12	250		13		100					
33 Bewick Isaac	38		98	3000	150	65	2		2				19	450				150					
34 Neill Isaac Co	6		34	600	10		2		1				10	200				60					
35 McLaugh John Warren	30		10	800	10		3		2			8	9	278		31		150					
36 Kempf James	30		25	500	20		1		1	1	18	22	245		50		500	30					
37 Lee Robert	35		20	900	10		4		2		3	16	14	570		20		400	50				
38 McLaugh Matthew P	20		30	600	50		3		1	2	1	11	10	400				150					
39 Neall David	20		45	800	20		6			2		14	7	300				200	200				
40 Burns William	20			30			2						9	200				200	100				

2649
 1126
 2384
 135120
 8972
 4980
 236
 44
 125
 30
 284
 364
 808
 32318
 5049
 276
 23035
 1170

State of *Massachusetts*, enumerated by me on the *26* day of *July*, 1870.

John P. Hunt, Ass't Marshal.

YEAR ENDING JUNE 1, 1870.

Cotton.	Wool.	Peas and Beans.	POTATOES.		Orchard products.	Wine.	Produce of Market Gardens.	DAIRY PRODUCTS.			SEED.			Hops.	Hemp.	Flax.	Flax-seed.	Silk cocoons.	SUGAR.		BEES.		Forest products.	Value of Home Manufactures.	Value of animals raised or sold for slaughter.	TOTAL VALUE.					
			Irish.	Sweet.				Butter.	Cheese.*	Milk sold.	Hay.	Clover.	Grass.						Maple.	Hds. (1,000 lbs.)	Molasses.	Wax.					Honey.	Dolls.	Dolls.		
25	26	27	28	29	30	31	32	33	34	35	36	37	38	39	40	41	42	43	44	45	46	47	48	49	50	51	52				
	100																									500	1250				
																												300			
																												400			
											15																200	232			
											2																300	1275			
	15																										50	573			
																											660	1230			
																												350			
											50																500	1500			
	36																										40	300			
	50																											150			
	50										6																	450			
																												86	700		
	75										10																	257	976		
	30																											150	975		
	80																											100	300		
	50																												1150		
	60																												835		
	60										20																		2340		
	40																												400		
																											400	540			
	35																												175		
	80										6																		460		
	20										5																		175		
																													150		
																													100		
	30																												350		
																													80	490	
	35																												100	400	
											10																		140	600	
	80																													735	
																														75	
																														300	
																														90	
	24																													130	
	40																													250	
	24																													80	265
	30																													85	
	24																													160	
																														130	
	1058																													2587	20796

* This will include only such cheese as is made upon the farm. Milk sent to cheese factories will be regarded as milk sold off the farm.

SCHEDULE 3.—Productions of Agriculture in Richmond Township in the County of Ray, in the

Post Office: Richmond



Name of Agent, Owner, or Manager.	ACRES OF LAND.			PRESENT CASH VALUE.		Total amount of wages paid during the year, including value of board.	LIVE STOCK, JUNE 1, 1870.								PRODUCE DURING THE YEAR.									
	Improved.	UNIMPROVED.		Of farm.	Of farming implements and machinery.		Horses.	Mules and Asses.	Milk Cows.	Working Oxen.	Other Cattle.	Sheep.	Swine.	Value of All Live Stock.	WHEAT.		Rye.	Indian Corn.	Oats.	Barley.	Buckwheat.	Rice.	Tobacco.	
		No.	Wood-land.												Other unimproved.	Doll.								Doll.
1	2	3	4	5	6	7	8	9	10	11	12	13	14	15	16	17	18	19	20	21	22	23	24	
Lee John	160		40	3000	1500	200	7		3		30	21	705		100		1100	50						
Ozell Polly	125	20	53	1200	500	40	2	1	2		2		1	175		260		500						
Karamore Calvin	80	40	200	4500	150	300	13		7	2	3	40	35	1190		90		500	100					
Sampson James	180	60	40	3600	140		5	2	4		5	23	20	700		91		500	90					
McGaughey Robert	115		25	400	40		2		2			15	20	315		30		250						
Lee Burrell	160	50		3000	150	100	7	2	4		2	12	25	730		230		500	125					
Lee George	115	35		2000	95	50	2	3	1		2	15	15	400		166		375					3000	
McGaughey Matthew	220	50	50	6000	125	200	9		3	2	4	10	50	925		550		1000	200					
McGaughey John & son	140	40	190	5000	150	30	13	4	7	2	7	30	30	1490		350		750	50					
Barker Newton	145	75		3000	125		7		6		3	15	12	835				1000	50					
Dobin's William	80	30	143	5000	100	50	9		3		4	20	25	920		160		400	50					
Sardon George A	160	20		1600	35	250	4		3	6	3	14	20	725		1100								
Phillip Ashley	160	20	40	2500	30	15	3		3	2	1	15	25	452		185		650						
Crowley Thomas	20		30	1000	150	10	4		3			13	13	400		37		250						
Burzell John	80	60		2500	130	250	5		2		6	14	12	600		300		250						
Mayall William	120	100	94	6000	300	300	7	4	8		21	24	40	1650		490		750	175					
Loberman John	50	20	50	2400	30	200	5		2			11	11	445				500	100					
Pettus Walter	50	20	10	2000	100	30	9		3		1	25	6	680		60		250	100					
Childs Alonzo S	50	20	10	2000	75	100	2		2		4	6	6	280		175		125	50					
Davis Marcus	50	30		2000	40	20	2		1		3	12	315		40		500	50					1100	
McDaniel James	30	40		1900	100		3		3			13	300		90		200							
Bacon William	50	30		1600	75		7		3		5	20	535		72		300							
Kutte Anna	50		100	3000	4		3		2		4	15	355		100		250							
Center Leander	100	100		4000	300	300	10	2	3	4	10	40	1575		300		850							
Robb Joseph	70	50		3600	300	200	1	5	3		3	12	15	890		56		250	150					
Barr Adam J	80	20	80	10000	250	250	3	1	8		15	30	925		150		1000							
Buchanan Maria	50		110	4500	100	150	3		2		1	12	405		40		500	40						
Mars William	47	10	133	4500	200	52	10	1	3		25	75	40	2200		180		750						
Bokeman Thomas	50		110	5000	150	200	15	1	5		5	20	30	1910		287		500						
Miller Felix S	750	25	225	8000	300	1000	11	1	12		33	20	100	2065		300		2500						
Green George W	65	10	50	12500	150	300	8		4		15	10	25	1110		90		500						
Green Christopher	90	130	116	24000	300	500	8	2	10		30	30	30	1980		230		500	400					
Watkins Henrietta	1100		700	30000	500	3000	15	10	20		75	20	75	3970		1500		7500	300					
Cantrell L O	55	55		300	200	100	4		3		6	30	1200		300		200	200						
Palmer Randolph	35		25	1200	125		4	1	2		1	13	22835				100							
Kimmer Richard	25		25	2000	25		3		2			26	550		97		250						3000	
Finley Margaret	100		36	4000	40		7	1	5		6	30	15	925		250		500	200				1000	
Ward Thomas	160	240		1200	1000	500	16	8	9		39		60	7100		480		1750	200					
Keller Henry S	80	10	430	6500	160	150	5		2		1	30	680		96		500	150						
Jacobs Samuel E	25		15	1000	50		3		3			6	360		60		500							

3502 ✓
 1440 ✓
 3162 ✓
 182250 ✓
 6444 ✓
 844 ✓
 256 ✓
 49 ✓
 173 ✓
 18 ✓
 348 ✓
 523 ✓
 1052 ✓
 43434 ✓
 8222 ✓
 28850 ✓
 2920 ✓
 5100 ✓

State of *Massachusetts*, enumerated by me on the *29* day of *July*, 1870.

John S. Dunsen, Ass't Marshal.

YEAR ENDING JUNE 1, 1870.

	YEAR ENDING JUNE 1, 1870.																									TOTAL VALUE.				
	Cotton. Bales (450 lbs.)	Wool. Lbs.	POTATOES.			Orchard products. Dolls.	Wine. Gallons.	Produce of Market Gardens. Dolls.	DAIRY PRODUCTS.			SEED.			Hemp. Tons.	Flax. Lbs.	Flax-seed. Bush.	Silk cocoons. Lbs.	SUGAR.			BEES.		Forest products. Dolls.	Value of Home Manufactures. Dolls.	Value of animals slaughtered or sold for slaughter. Dolls.	Estimated value of all farm produc- tion, including bet- terments and addi- tions to stock. Dolls.			
			Peas and Beans. Bush.	Irish. Bush.	Sweet. Bush.				Butter. Lbs.	Cheese.* Lbs.	Milk sold. Gallons.	Hay. Tons.	Clover. Bush.	Grass. Bush.					Hops. Lbs.	Maple. Lbs.	Cane. Hhds. (1,000 lbs.)	Molasses. Gallons.	Wax. Lbs.					Honey. Lbs.		
25	26	27	28	29	30	31	32	33	34	35	36	37	38	39	40	41	42	43	44	45	46	47	48	49	50	51	52			
1	60										3																320	1		
2																												250	2	
3	125																											375	3	
4	80																											550	4	
5	25																											150	5	
6	40										3															106	525	6		
7	45																											500	7	
8	100										1																175	1000	8	
9	60																											725	9	
10	30																										290	970	10	
11	40																										100	500	11	
12	45																											325	12	
13	48																											494	13	
14	18																											200	14	
15	20																											400	15	
16	57										35																	1175	16	
17											10																	250	17	
18																											520	720	18	
19																												290	19	
20			200																								75	507	20	
21																												160	21	
22																												180	22	
23																												210	23	
24																												600	24	
25	20										3																110	445	25	
26																											200	647	26	
27																												340	27	
28																												550	750	28
29	30										6																60	580	29	
30	6																										600	2025	30	
31	30				200	75					4																	690	31	
32	100										12																490	1282	32	
33	60				1000						20			5													1200	6525	33	
34											5																	138	688	34
35	48																											75	35	35
36											3																	47	415	36
37											3																	77	477	37
38											125																500	3050	38	
39																													335	39
40																											66	326	40	
	1086		200		1200	75					233																5294	30016		

* This will include only such cheese as is made upon the farm. Milk sent to cheese factories will be regarded as milk sold off the farm.

SCHEDULE 3.—Productions of Agriculture in *Richmond Township* in the County of *Ray*, in the

Post Office: *Richmond*

Name of Agent, Owner, or Manager.	ACRES OF LAND.			PRESENT CASH VALUE.		Total amount of wages paid to hands including value of board.	LIVE STOCK, JUNE 1, 1870.								PRODUCE DURING THE											
	UNIMPROVED.			Of farm.	Of farming implements and machinery.		Horses.	Males and Asses.	Milk Cows.	Working Oxen.	Other Cattle.	Sheep.	Swine.	Value of ALL live stock.	WHEAT.		Eye.	Indian Corn.	Oats.	Barley.	Buckwheat.	Rice.	Tobacco.			
	Improved.	Wood-land.	Other unimproved.												Dolls.	Dolls.								Spring.	Winter.	
	No.	No.	No.	Dolls.	Dolls.		No.	No.	No.	No.	No.	No.	No.	Dolls.	Bush.	Bush.	Bush.	Bush.	Bush.	Bush.	Bush.	Lbs.	Lbs.			
1	2	3	4	5	6	7	8	9	10	11	12	13	14	15	16	17	18	19	20	21	22	23	24			
<i>Candlerpod Holliday</i>	40			200	15	20	3		2			12	6	200		200		150	20							
<i>Livill David</i>	90	30	100	6000	100	50	10		2		5	30	21	1040		275		500	200							
<i>Blaze Laurence</i>	60		20	2000	130	60	4		5		16	15	42	875		180		150	100							
<i>Smith Payton</i>	130	20	70	6000	100	250	4		7		8	10	25	740		240		300	200							
<i>Bell's Susan</i>	80	20	140	500	125	200	6		4				25	440		200		250	50							
<i>Sanderson Edward</i>	100	80	140	5000	150	150	6	1	3		2	20	9	550		80		400								
<i>Sanderson William</i>	100	20	30	2000	20	50	2	1	3		5		8	350		200		325								
<i>Tarkey John</i>	75		85	4500	150	60	5		3		1		40	840		300		750	450							
<i>Hamilton William</i>	40	40	85	2500	75	20	3	2	3		9	27	17	525		150		375								
<i>Hamilton Willis</i>	27			1500	100	30	3		2		8	15	10	700		50		500								
<i>Harris Prudley</i>	40		71	2500	100	50	6	2	3		5	16	11	715		140		250	100							
<i>Lovey David</i>	50	50	30	2500	100	10	3	2	2		1	16	25	600		112		500	50					900		
<i>Beale William</i>	50	20	20	2500	75	100	2		4			50	20	450		150		400	100							
<i>Lewis John S</i>	40	15	82	2500	10	24	2	2	1		6	27	6	455		70		100						1000		
<i>Lewis John S</i>	30		90	2000	100		4	1	2		3		15	500		50		200						500		
<i>Stevenson John</i>	70	100		3500	150	70	2	5	1		7	15	18	550		260		400								
<i>Bell's James</i>	35	10	75	2000	100		3		2		3		7	400				125						300		
<i>Brown William</i>	16	20	76	1500	20	20	4		1		2		9	310		60		125						2500		
<i>Soreton Benjamin</i>	75	100	45	4000	150	125	3		2	2	4	12	15	490		480		200								
<i>Lewis Robert</i>	70		90	1635	100	30	3		2				14	330		42		500								
<i>Bell's Nancy</i>	50	20	75	1400	25	20	4		3	2	4	30	20	500		80		5000						2000		
<i>Devonport Lewis</i>	15		40	300	30		2		1				18	125		80		50						2000		
<i>Worley Willis</i>	100	20	57	3000	200	400	3	21	6		8		29	1000		350		1300								
<i>Kimmer Jesse</i>	20		20	35	40		3		1		2	12	5	250		70		100						1500		
<i>Petty Leann</i>	75		85	2000	100	100	4	1	3		6	20	12	640		230		500	60					2000		
<i>Sillard Stanton</i>	100	90	13	6000	100	50	4	1	2	2	3	10	15	800		170		500	50					500		
<i>Will James S</i>	90	10		2500	100	160	6		4		6	14	20	660		100		200								
<i>Will Charlotte</i>	80		110	300	60	150	5	1	4		4		14	740		114		750								
<i>Lizman Samuel</i>	40		40	1200	40		3	1	5	2	18	12	20	900		85		600								
<i>Stott Jacob</i>	30		60	1600	30		2	1	4		8		30	520		136		500								
<i>Frazier Monroe</i>	20		60	1500			2		2		4		9	245				500								
<i>Clay Henry</i>	20		20	800	100	30	2	3	1				5	260		150		400								
<i>Johnson Ephraim</i>	160		115	3000	750	600	16		8		3		38	1480		900		2000								
<i>Wright Robert</i>	40	20	20	2400	125	100	13		13		8		12	1500		150		400								
<i>Proctor James</i>	70		37	2500	75	125	3		2				18	320		500		250	40							
<i>Grady William</i>	200	50	85	7000	400	200	3		8		25		25	1100		1100		870								
<i>Jacobs James</i>	50		110	3200	50	30	7	3	3		7	30	20	800		150		700								
<i>Dickey Eli S</i>	30	10	40	1600	150	20	4		3		4		40	925		200		1000								
<i>McGaughey Thomas</i>	20	20	450	14000	400	1000	5	3	6		15		100	1450		1218		500								
<i>Bruffner Isaac</i>	85	30	70	4500	175	500			4	3			30	820		800		1200								
				2693	995	2186								4820		4794		16955								
														136		8		216		393					823	
														26545												
																10012		28320		1420						13200

State of Michigan, enumerated by me on the 9 day of August, 1870.

John J. Clark, Ass't Marshal.

YEAR ENDING JUNE 1, 1870.

Cotton.	Wool.	Peas and Beans.	POTATOES.		Orchard products.	Wine.	Produce of Market Gardens.	DAIRY PRODUCTS.			SEED.			Hops.	Hemp.	Flax.	Flax-seed.	Silk cocoons.	SUGAR.		Molasses.	BEES.		Forest products.	Value of Home Manufactures.	Value of animals slaughtered or sold for slaughter.	TOTAL VALUE.		
			Irish.	Sweet.				Butter.	Cheese.*	Milk sold.	Hay.	Clover.	Grass.						Maple.	Cane.		Wax.	Honey.						
																												Bales (450 lbs.)	Lbs.
25	26	27	28	29	30	31	32	33	34	35	36	37	38	39	40	41	42	43	44	45	46	47	48	49	50	51	52		
	20		50							4																	310		
	50										20																720		
	30									6																175	380		
	30									4																	100	445	
																												350	
	35										5																290		
																												320	
			100								10																895	1210	
	75										1																65	365	
	34																											300	
	40																											350	
	30																											450	
	100										15																	540	
	70																											190	
																												140	
	45										6																	330	
																												75	
																												340	
	23										2																	430	
																												250	
	50										1																	500	
																												280	
																												1080	
	30																											180	
	30										2																	700	
	20										3																	450	
	40																											200	
																												420	
	30																											400	
																												436	
																												200	
																												300	
																												1475	
																												300	
																												470	
																												700	2050
	60																											300	740
																												600	
																												760	3600
																												1470	
	842		150								48																2495	23586	

* This will include only such cheese as is made upon the farm. Milk sent to cheese factories will be regarded as milk sold off the farm.

State of *Missouri*, enumerated by me on the *12* day of *August*, 1870.

John R. Dunk, Ass't Marshal.

YEAR ENDING JUNE 1, 1870.

Cotton.	Wool.	Peas and Beans.	POTATOES.		Orchard products.	Wine.	Produce of Market Gardens.	DAIRY PRODUCTS.			Hay.	SEED.		Hops.	Hemp.	Flax.	Flax seed.	Silk cocoons.	SUGAR.			BEES.		Forest products.	Value of Home Manufactures.	Value of animals slaughtered or sold for slaughter.	TOTAL VALUE.		
			Irish.	Sweet.				Butter.	Cheese.*	Milk sold.		Clover.	Grass.						Maple.	Cane.	Molasses.	Wax.	Honey.					Dolls.	Dolls.
Bales (50 lbs.)	Lbs.	Bush.	Bush.	Bush.	Dolls.	Gallons.	Dolls.	Lbs.	Lbs.	Gallons.	Tons.	Bush.	Bush.	Lbs.	Tons.	Lbs.	Bush.	Lbs.	Lbs.	Hbds. (1,000 lbs.)	Gallons.	Lbs.	Lbs.	Dolls.	Dolls.	Dolls.	Dolls.		
25	26	27	28	29	30	31	32	33	34	35	36	37	38	39	40	41	42	43	44	45	46	47	48	49	50	51	52		
																											200	1	
																												300	2
																												120	3
																												530	4
																												650	5
											14															600	900	6	
																												830	7
			300								5															275	3405	8	
																										175	1015	9	
																												400	10
																												755	11
																												500	12
																										60	2800	13	
	36		50								6			2 1/2													60	1300	14
														8													400	3100	15
	60										7 1/2																100	475	16
											10																	640	17
											1																	300	18
											12				2													1000	19
											4																	790	20
																												385	21
																											40	350	22
																												100	23
																												350	24
											10															100	650	25	
																												340	26
																												500	27
											6															440	990	28	
											5																	830	29
	40										2																	300	30
																												325	31
											3																	290	32
																												360	33
																										150	650	34	
																												580	35
																												230	36
																										500	1300	37	
	20										3															50	390	38	
											2																	250	39
																												315	40
	150		350					40			90 1/2			11 1/2												2930	29585		

* This will include only such cheese as is made upon the farm. Milk sent to cheese factories will be regarded as milk sold off the farm.

SCHEDULE 3.—Productions of Agriculture in Richmond Township in the County of Ray, in the Post Office: Richmond

1	ACRES OF LAND.			PRESENT CASH VALUE.		7	LIVE STOCK, JUNE 1, 1870.								PRODUCE DURING THE YEAR.								24
	2	UNIMPROVED.		5	6		8	9	10	11	12	13	14	15	WHEAT.		18	19	20	21	22	23	
		3	4												16	17							
Name of Agent, Owner, or Manager.	Improved.	Wood-land.	Other unimproved.	Of farm.	Of farming implements and machinery.	Total amount of wages paid during the year, including value of board.	Horses.	Mules and Asses.	Milk Cows.	Working Oxen.	Other Cattle.	Sheep.	Swine.	Value of ALL live stock.	Spring.	Winter.	Eye.	Indian Corn.	Oats.	Barley.	Buckwheat.	Rice.	Tobacco.
	No.	No.	No.	Dolls.	Dolls.	Dolls.	No.	No.	No.	No.	No.	No.	No.	Dolls.	Bush.	Bush.	Bush.	Bush.	Bush.	Bush.	Bush.	Lbs.	Lbs.
1 King Henry	100	40	190	9000	1100	100	11	1	6	2	30	50	110	1850		100		1000					
2 Wilton Andrew	200	100	10	12000	200	500	6	2	6		15	30	50	1795		320		1500	200				
3 Allison Christopher	100	15	145	3500	60	40	7		3	2	4		20	915		170		750	200				300
4 Brown Robert	180	60	38	3500	80	50	5	1	2		2		15	550		143		750	100				
5 White George	15	10	25	1000	150		2		1				10	230		20		250	100				3000
6 White Henry	35		15	1000	70	30	3		2				10	400		50		300	200				500
7 Kiffe Jacob	125	20	50	500	75	125	8		3		3	40	60	845		180		1000	200				900
8 Houttz Samuel	100	40	20	5000	40	150	5		2		2	10	30	570		136		1250	75				
9 Baker Lem	30		50	2400	100		3		2		1		60	590		100		500					
10 Baker Z	50	60	160	9000	200	40	6		6		12		25	930		200		685	300				
11 Baker William	25		35	1900	150	100	3		2		1		22	420		54							
12 Baker Benjamin	25	10	40	2000	150	30	4		2				10	450		190		250	100				
13 Priest Luke J	100	20	120	5000	75	25	8	4	3		6	16	40	950		100		250	100				
14 Black William	50		20	200	75		2		2				11	350		50		250	100				
15 Kinser Ezekiel	60	100	110	6000	200	125	8	1	14		4		100	1540		80		750	300				
16 Harrison James	100	60	140	10000	300	50	6	8	5		20	35	30	2000		280		1250	150				
17 Price Walter	100	40	20	4500	150	50	10	1	4		4	50	25	1165		244		750	200				1500
18 Clements George	80		80	3500	120	100	3	3	2		5		30	750		300		750					600
19 Waffey Elijah	65	40	81	3000	150	10	6		5		6	10	24	705		350		375					
20 Easley Abraham	70	60		3000	150	100	9		4	4	3	50	4	730		70		270	100				
21 Proffett Benjamin	20			500	10		1		1				6	105				250					1500
22 Proffett James	20			600	20	10	3		2				7	320		35		250					1000
23 Tarkey James	145			1000	75	30	1	3	1				60	360		286		375					5400
24 Wells Andrew	90	40	70	6000	25	75	7		1				25	400		200		500					
25 Campbell James	40		40	1200	20	30	5		3	2	3	30	10	650		200		250					
26 Brown Henry	30	10	30	2000	10		2		2		1	15	10	225		18		25					160
27 White William	50	20	30	2500	75	50	6	1	2	2		11	25	1000		225		250					1000
28 Tarkey Charles	50	10	30	2000	100	50	8		3		1		15	650		125		500	100				500
29 Bails Walter	70	20	34	3000	120	150	8		3		25	30	30	1160		480		375	250				
30 Lemmer David	40		60	1600	100	180	3	2	3		6		20	860				500	200				
31 Wilson Lewis	40			1200	50		4		2		15		30	450				500					
32 Walley Daniel	30			900	65		3		2		3		10	450				600					
33 Fitzgerald Thomas	35			750	60		2		2		2		15	350				500					
34 Berry John	20			60	30		2		1				10	300				400					
35 Vaughn Daniel	30	70		6000	100	30	5		6	2	2		10	900		70		300					
36 Nelson Martin	11			400	10		3		3		3		13	525				400					
37 Allison William	40		40	1800	40	10	3		1	2			10	325				200					1200
38 Brown Thomas	175	60	25	6000	200	20	4	2	3	2	6	64	15	1090		160		750					
39 Brown Jeremiah	40		20	1200	100	30	2		2				14	400				250					1000
40 Leavater William	30	30		1200	180		4			2	2	20	10	450		50		150	30				

2406 936 1548 126810 4205 2290 191 29 109 18 189 461 961 25625 4976 2095 3005 26660

State of Massachusetts, enumerated by me on the 19 day of August, 1870.

John H. Curtis, Ass't Marshal.

YEAR ENDING JUNE 1, 1870.																									TOTAL VALUE.			
Cotton. Bales (450 lbs.)	Wool. Lbs.	Pean and Beans. Bush.	POTATOES.		Orchard products. Dolls.	Wine. Gallons.	Produce of Market Gardens. Dolls.	DAIRY PRODUCTS.			Hay. Tons.	SEED.		Hops. Lbs.	Hemp. Tons.	Flax. Lbs.	Flax-seed. Bush.	Silk cocoons. Lbs.	SUGAR.		Molasses. Gallons.	BEES.		Forest products. Dolls.	Value of Home Manufactures. Dolls.	Value of animals slaughtered or sold for slaughter. Dolls.	Estimated value of all farm produce in kind, and other terms and addi- tions to stock. Dolls.	
			Irish. Bush.	Sweet. Bush.				Butter. Lbs.	Cheese.* Lbs.	Milk sold. Gallons.		Clover. Bush.	Grass. Bush.						Maple. Lbs.	Cane. Hhds. (1,000 lbs.)		Wax. Lbs.	Honey. Lbs.					
25	26	27	28	29	30	31	32	33	34	35	36	37	38	39	40	41	42	43	44	45	46	47	48	49	50	51	52	
	100																										580	
	60										14															500	1590	
											9																660	
																										150	580	
																											260	
	100										4															250	950	
	30										5															264	875	
																										150	450	
											8																800	
																										150	204	
	55										6															374	574	
																											260	
																											225	
											12															500	1100	
	90										18															160	1135	
	150										20															125	1025	
											2																120	800
	30										3																	500
	150										10															60	370	
																												220
																												205
																												900
											5																	400
	63																											300
	20																											200
																												215
	22										5															200	650	
											3																31	475
											5																100	775
																												300
																												250
																											530	850
																												250
																												200
																												175
											2																120	470
																												175
																												760
	120										4																100	200
	60																											200
	1040										140																3904	21048

*This will include only such cheese as is made upon the farm. Milk sent to cheese factories will be regarded as milk sold off the farm.



SCHEDULE 3.—Productions of Agriculture in Richmond Township, in the County of Way, in the

Post Office: Richmond

1	ACRES OF LAND.			PRESENT CASH VALUE.		7	LIVE STOCK, JUNE 1, 1870.								PRODUCE DURING THE										
	Improved.	UNIMPROVED.		Of farm.	Of farming implements and machinery.		Total amount of wages paid during the year, including value of board.	Horses.	Mules and Asses.	Milk Cows.	Working Oxen.	Other Cattle.	Sheep.	Swine.	Value of ALL live stock.	WHEAT.		Rye.	Indian Corn.	Oats.	Barley.	Buckwheat.	Rice.	Tobacco.	
		No.	Wood-land.													Other unimproved.	Dolls.								Dolls.
2	3	4	5	6		8	9	10	11	12	13	14	15	16	17	18	19	20	21	22	23	24			
1	Barber Travis	50	20	30	2500	75		2	2	5		16	25	900	50		250	100						4000	1
2	Graves Thomas	20	20	20	1000	10		2	2	2		1	5	370	20		20							1400	2
3	Williams Oliver	50	15	55	1600	100	20	4		2		3	15	480	90		150							700	3
4	Storres James	14		26	600	20		5	1	1		1	15	7 400			250							1400	4
5	Covey Joshua	25	10	6	600	10	15	3	1	3	2		10	20 575	55		500 500							1700	5
6	Parks Rufus	20			300	10		2		1		1	10	10 250	60		300							600	6
7	Catman Felix	35	10	95	2000	30	100	3	2	3		3	18	40 575	235		200								7
8	King & Bullock	73	30		5000	300	150	6	1	6		10	50	900	530		400								8
9	Bryant Thomas	30	50		4000	200	15	1	2	3		4	10	445			500	150							9
10	Riley Jerry	25			195	10		1	1	1			7	240	13		250								10
11	Nothrock Henry	80	46		15000	150	350	2	4	4		10	40	1050	300		570								11
12																									12
13																									13
14																									14
15																									15
16																									16
17																									17
18																									18
19																									19
20																									20
21																									21
22																									22
23																									23
24																									24
25																									25
26																									26
27																									27
28																									28
29																									29
30																									30
31																									31
32																									32
33																									33
34																									34
35																									35
36																									36
37																									37
38																									38
39																									39
40																									40

422 ✓
 201 ✓
 232 ✓
 2795 ✓
 915 ✓
 650 ✓
 31 ✓
 16 ✓
 31 ✓
 2 ✓
 33 ✓
 69 ✓
 229 ✓
 11275 ✓
 1375 ✓
 3320 ✓
 250 ✓
 9800 ✓

State of Massachusetts, enumerated by me on the 22 day of August, 1870.

John R. Dunst, Ass't Marshal.

YEAR ENDING JUNE 1, 1870.

Cotton.	Wool.	Peas and Beans.	POTATOES.		Orchard products.	Wine.	Produce of Market Gardens.	DAIRY PRODUCTS.			SEED.			SUGAR.					BEES.		Forest products.	Value of Home Manufactures.	Value of animals slaughtered or sold for slaughter.	TOTAL VALUE.						
			Irish.	Sweet.				Butter.	Cheese.*	Milk sold.	Hay.	Clover.	Grass.	Hops.	Hemp.	Flax.	Flax-seed.	Silk cocoons.	Maple.	Cane.				Molasses.	Wax.	Honey.	Dolls.			
																											Bales (450 lbs.)	Lbs.	Bush.	Dush.
25	26	27	28	29	30	31	32	33	34	35	36	37	38	39	40	41	42	43	44	45	46	47	48	49	50	51	52			
	27																									200	750	1		
																												140	2	
																												180	3	
	45																											220	4	
	33																					30						430	5	
	33																											220	6	
																										130	445	7		
											10																	225	8	
																										90	340	9		
																												110	10	
											5																	200	11	
																														12
																														13
																														14
																														15
																														16
																														17
																														18
																														19
																														20
																														21
																														22
																														23
																														24
																														25
																														26
																														27
																														28
																														29
																														30
																														31
																														32
																														33
																														34
																														35
																														36
																														37
																														38
																														39
																														40
	138																												380	4260

I Sincerely Certify that the foregoing Schedule contains sixteen pages and I further Certify that the same is truly made to the best of my knowledge and ability.
 John S. Dunst
 Ass't Marshal
 Sub June 27 1870

* This will include only such cheese as is made upon the farm. Milk sent to cheese factories will be regarded as milk sold off the farm.

SCHEDULE 3.—Productions of Agriculture in Richmond Township in the County of Ray, in the
Post Office: Richmond Mo.

1	ACRES OF LAND.			PRESENT CASH VALUE.		7	LIVE STOCK, JUNE 1, 1870.								PRODUCE DURING THE YEAR											
	Improved.	UNIMPROVED.		Of farm.	Of farming implements and machinery.		Horses.	Mules and Asses.	Milch Cows.	Working Oxen.	Other Cattle.	Sheep.	Swine.	Value of all live stock.	WHEAT.		Rye.	Indian Corn.	Oats.	Barley.	Buckwheat.	Rice.	Tobacco.			
		No.	Wood-land.												Other unimproved.	Dolls.								Dolls.	No.	No.
1	Peter James	47	38	207	2000	128		4	1	2	10	10	300		75		125									
2	Thomas James	78	180		5500	178	10	9	6	7	30	10	800		35		200	100								
3	Stephen Alexander	300	300		12000	200	200	9	8	0		21	31	20	2500		40		400	500						
4	Walter Alex	30			750	40		5	3	4		8	10	12	1000											
5	Clark Robert	200	200		8850	328	70	8	7	7		20	40	30	1000	240		1500	200							
6	Hutchinson Wm	30	30		1200	40		3	3			4	18	300				300								
7	Keef Henry	50	100		3500	200	80	7	1	20		21	20	22	1200				200							
8	Wacker James	40	25		1000	120		4	1	4				15	550				200							
9	Wm James	80	85	85	4200	300		2	2	2			14	10	250		150		900	75						
10	Robinson Aug	100	100	120	8000	140		7	3					2	500				1500							
11	Wall Peter	60	50		3000	75		3	4	5		5	6	40	1000	25	25		750	50						
12	Wall Robert	240	40		7000	300	200	12	6	7		38		50	3000		250		1500							
13	McLaughlin Geo	20			400	10		1					10	30	250				300							
14	Baker Charles	50	100	50	8000	100		7	3	5		6	35	10	1000		100		300							
15	Dutton John C	110	30		3800	200	25	7	1	5		11	22	20	1100				300	150						
16	Selle Aram	160	270		8000	200		11	5	7		10	30	35	1200				1000	200						
17	Dutton Henry	75	45		3000	150		8		4			21	14	800				300	100						
18	Trigg Christopher	10	70		1000	50		1	3	3			10	10	550											
19	Deval James	500	260		18000	200	400	30	15	10		50	120	100	3700				1000	800						
20	Thompson Andrew	60			1800	25		3	2				18	21	43	650				200	300					
21	Sharp Joseph	80	120		4000	10		1	1					7	135				400	100						
22	Thompson Haddy	70	190		4000	40	80	7	2	2		3	5	15	650				175							
23	Trigg Henry	10			400			1	1					5	130											
24	Chew Erasmus	110	80	4	4000	100		8	2	5		7	44	21	1100				1000	500						
25	Bryant James	35			875	100		3	2	2			10	15	25	650				400						
26	Bryant C W	35			875	50		4	2				9	20	400				400	150						
27	Bryant Peter	00	115		2750	50		5	3				18	19	22	750				300	300					
28	Bryant William	20			950	14		3	1					4	200				50	10	100					
29	Donald Jack	20			400			4	1					8	18	300				250						
30	Snodden Jacob	100	320		7500			8		8			3	7	40	700				50						
31	Harold Peter	60	45		1500	20		1		4			3	40	10	900				200						
32	John	15	8		250	15		1		1				9	150				200							
33	Lang John C	8			200	10		3		1				4	0	150				200						
34	Donald John	30			400	40		3		4				4	15	200				600						
35	Donald Edmund	30			900			3	1	3			3	5	20	300				750						
36	Lambert Geo	100	80		300	130		2	2					5	250				80	1000						
37	Parker James	40			1000	100		1	2					12	10	100				20						
38	Spencer David	12	200	200	8000			2	1					1	300				300							
39	Spencer Daniel	22	17		1000			1							75				1100	100						
40	Campbell James	20	20		1000			7	2				1	5	9	300										

3183 3258 719 148530 3559 1070 223 62 4 2 244 596 800 30014 25 2087 10 20975 3665

223 120 794

State of Missouri, enumerated by me on the 8 day of July, 1870.

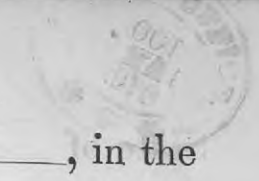
John S. Buchanan, Ass't Marshal.

YEAR ENDING JUNE 1, 1870.

	Cotton. Bales (450 lbs.)	Wool. Lbs.	Peas and Beans. Bush.	POTATOES.		Orchard products. Dolls.	Wine. Gallons.	Produce of Market Gardens. Dolls.	DAIRY PRODUCTS.			SEED.			Hops. Lbs.	Hemp. Tons.	Flax. Lbs.	Flax-seed. Bush.	Silk cocoons. Lbs.	SUGAR.		Molasses. Gallons.	BEES.		Forest products. Dolls.	Value of Home Manufactures. Dolls.	Value of animals slaughtered or sold for slaughter. Dolls.	Estimated value of all farm produce, including net- terments and addi- tions to stock. Dolls.	TOTAL VALUE. Dolls.		
				Irish. Bush.	Sweet. Bush.				Butter. Lbs.	Cheese.* Lbs.	Milk sold. Gallons.	Hay. Tons.	Clover. Bush.	Grass. Bush.						Maple. Lbs.	Cane. Hhds. (1,000 lbs.)		Wax. Lbs.	Honey. Lbs.							
				25	26				27	28	29	30	31	32						33	34		35	36							37
1		36	1	12	5				0																		100	223	1		
2		90		31	4	11			210	100	8																400	829	2		
3		120		57		75			250		20										20		40				313	1565	3		
4		30		21					200																				200	4	
5		80		100		200			300		10																280	2147	5		
6		10		20					100																			180	380	6	
7		40		10					200																			400	504	7	
8		35		40					100		10															20	150	444	8		
9		10																											005	9	
10																													780	10	
11		10		75					200		0											20					120	815	11		
12				35					400		0																250	3154	12		
13																													250	13	
14		50		30					200		2																270	502	14		
15		40		25		100			200		4																400	1208	15		
16		100		40					350		20																	400	1022	16	
17		40		5	5	25			300		7											15					255	680	17		
18		20		12	0	100			90																		90	280	18		
19		30		130		280			400		100															40	720	4127	19		
20		30		20					100		2											20				20	330	1547	20		
21																												300	393	21	
22		40		20	0	30			100																		130	522	22		
23				10																									103	23	
24		80		10							4																480	1265	24		
25		30		20					100		1															60	30	820	25		
26				20					100		4																20	255	445	26	
27		50		21					200		3															50	70	785	1343	27	
28																												1	90	28	
29		20							40																			100	225	29	
30																													788	30	
31		40		5					100		8																15	100	293	31	
32		1							40																			6	70	191	32
33		10																										40	149	33	
34		10		9					100																		15	100	452	34	
35		0		10					130		11																	90	377	35	
36		20		20					100																			20	791	36	
37		20		15					100																		20	90	420	37	
38																													100	258	38
39		10																											100	351	39
40																															40
	1366	1	813	211	780				4730	100	229															410	160	266	7756	29777	

* This will include only such cheese as is made upon the farm. Milk sent to cheese factories will be regarded as milk sold off the farm.

SCHEDULE 3.—Productions of Agriculture in Richmond Township, in the County of Way, in the Post Office: Richmond Mo.



Name of Agent, Owner, or Manager.	ACRES OF LAND.			PRESENT CASH VALUE.		Total amount of wages paid during the year, including value of board.	LIVE STOCK, JUNE 1, 1870.								PRODUCE DURING THE									
	Improved.	UNIMPROVED.		Of farm.	Of farming implements and machinery.		Horses.	Mules and Asses.	Milk Cows.	Working Oxen.	Other Cattle.	Sheep.	Swine.	Value of all live stock.	WHEAT.		Rye.	Indian Corn.	Oats.	Barley.	Buckwheat.	Rice.	Tobacco.	
		No.	Woodland.												Other unimproved.	Dolls.								Dolls.
1	2	3	4	5	6	7	8	9	10	11	12	13	14	15	16	17	18	19	20	21	22	23	24	
1 Thomas Richard	7	33		800	50		2							100										
2 Williams B. T.	50	150	70	1500	500	200	19	1	8	6	91	8	90	6830	12	50		200	125					
3 Matthews Thomas	30	8		800	15		1		1			15	12	250	20	30		250						
4 Campbell Joseph	10			250			4		1				7	250										
5 Thompson Joseph	30	50		1200	18		2		1			24	1	240				50						
6 Feltz William	30	50		1000	75		5		5		1	15	9	600		98		150						
7 Stone Richard	40	20		4000	300	25	13	2	7		7	36	40	1500		290		370						
8 Claverages David	3	77		800					2	1				340										
9 Gibson Mary	13			200			1		1				4	75										
10 Lincy John W.	31	50		8800	100		4		3	2	0	27	19	800		42		250						
11 Hendricks David	40	40		1200	40		5	2	4		7	50	40	750		100		800						
12 McLaugh John	50	100		3500	75		6		3			21	13	450		25		250						
13 Crowder James	180	30		8000	500	300	8	3	7		20	30	50	1400		100		1250	81					
14 Collyer Samuel	200	130		3000	250	75	8	3	5	4	4	23	20	1250				1000	75					
15 Brunster John	13	25		320					2				5	80				250						
16 Callahan Calvin	20			400	50		2		2				9	200				100						
17 Francis John W.	15			150			2		2			15	12	150		35		150						
18 Odel David	10			200			1		2			6		75										
19 Leonard Noah	25	90		1300	90		10		3		2	20	16	700		25		100						
20 Crawford Hugh	70	10		1800			3		2				20	300				250						
21 Thompson David	90	270		2000	100		12	3	6			25	18	1500		100		800	200					
22 Thompson Robert	80	27		2000	110		2	1	4			10	8	350				1500	100					
23 Claverages Geo.	135	15		600	40		1	1	20		8		8	400				100						
24 Hoped Anderson	50	180		2370	50		1	2	2		5	20	15	530		60		600						
25 Stoad James	13			130			2		2		1	4	7	300		30		44						
26 Lisle Thomas A.	5	35		400			3		2			6	6	278										
27 Lisle Mary	50	30		1350	70		5		2	2		8	11	530				378						
28 Bates Pleasant	40			500			2		1			8	4	125				40						
29 Brown Joseph W.	35			500	115		3		20	20	2	15	400				500	100						600
30 Bates Elizabeth	30	10		600	50		3		2			10	35	320										
31 Swafford Nathaniel	40	80		1500	50		1	3	3			30	50	800		20		378	250					
32 McLaugh William	50	4		50										50				50						
33 McLaugh William	100	10		4200	180	50	9	2	4	2	17	40	15	1520		130		400	300					
34 Banta David	35	05		2000			1		2		1			350				200						
35 Burgess Isaac	30	102		3000			2		2				20	340				500						
36 Williams George							3		2					10	350									
37 Abel Charles	20			250			1		2				8	160				378						
38 Sant James D.	15	05		2000	12		2					7	15	100										
39 Francis David	20	28		600	4		1					0		50				600						
40 Wilson John	25	75		1000			7		1		5	15	8	515		55		200	50					

22044 2471 70 84670 2654 650 164 27 99 16 184 473 630 25377 320 1270 13959 1581 600

164 99 670 25054

14954 1581

State of Missouri, enumerated by me on the 18 day of July, 1870.

John A. Buchanan, Ass't Marshal.

YEAR ENDING JUNE 1, 1870.

Table with columns for various agricultural products (Wool, Peas and Beans, Potatoes, Dairy Products, Seed, Sugar, Bees, etc.) and rows numbered 1 to 40. Includes handwritten data entries and a TOTAL VALUE column.

* This will include only such cheese as is made upon the farm. Milk sent to cheese factories will be regarded as milk sold off the farm.

Handwritten notes at the bottom right of the page.

SCHEDULE 3.—Productions of Agriculture in _____, in the County of _____, in the

Post Office: _____



Name of Agent, Owner, or Manager.	ACRES OF LAND.			PRESENT CASH VALUE.		Total amount of wages paid during the year, including value of board.	LIVE STOCK, JUNE 1, 1870.								PRODUCE DURING THE									
	Improved.	UNIMPROVED.		Of farm.	Of farming implements and machinery.		Horses.	Mules and Asses.	Milk Cows.	Working Oxen.	Other Cattle.	Sheep.	Swine.	Value of all live stock.	WHEAT.		Rye.	Indian Corn.	Oats.	Barley.	Buckwheat.	Rice.	Tobacco.	
		Wood-land.	Other unimproved.												Spring.	Winter.								
	No.	No.	No.	Dolla.	Dolla.		Dolla.	No.	No.	No.	No.	No.	No.	Dolla.	Bush.	Bush.	Bush.	Bush.	Bush.	Bush.	Bush.	Lbs.	Lbs.	
1	2	3	4	5	6	7	8	9	10	11	12	13	14	15	16	17	18	19	20	21	22	23	24	
1																								
2																								
3																								
4																								
5																								
6																								
7																								
8																								
9																								
10																								
11																								
12																								
13																								
14																								
15																								
16																								
17																								
18																								
19																								
20																								
21																								
22																								
23																								
24																								
25																								
26																								
27																								
28																								
29																								
30																								
31																								
32																								
33																								
34																								
35																								
36																								
37																								
38																								
39																								
40																								

I hereby certify that the foregoing Schedule of Productions of Agriculture in Subdivision Cantames fifty four Pages and I further certify that the same is truly made to the best of my knowledge and ability

John J. Dunt
Asst. Marshal
Sub Div 77 No

State of _____, enumerated by me on the _____ day of _____, 1870.
 _____, Ass't Marshal.

YEAR ENDING JUNE 1, 1870.

YEAR ENDING JUNE 1, 1870.																									TOTAL VALUE.			
Cotton. Bales (450 lbs.)	Wool. Lbs.	Peas and Beans. Bush.	POTATOES.		Orchard products. Dolls.	Wine. Gallons.	Produce of Market Gardens. Dolls.	DAIRY PRODUCTS.			Hay. Tons.	SEED.		Hops. Lbs.	Hemp. Tons.	Flax. Lbs.	Flax-seed. Bush.	Silk cocoons. Lbs.	SUGAR.		Molasses. Gallons.	BEES.		Forest products. Dolls.	Value of Home Manufactures. Dolls.	Value of animals slaughtered or sold for slaughter. Dolls.	Estimated value of all products taken, including bet- terments and addi- tions to stock. Dolls.	
			Lbs.	Bush.				Butter. Lbs.	Cheese.* Lbs.	Milk sold. Gallons.		Clover. Bush.	Grass. Bush.						Maple. Lbs.	Cane. Hds. (1,000 lbs.)		Wax. Lbs.	Honey. Lbs.					
25	26	27	28	29	30	31	32	33	34	35	36	37	38	39	40	41	42	43	44	45	46	47	48	49	50	51	52	
1																											1	
2																												2
3																												3
4																												4
5																												5
6																												6
7																												7
8																												8
9																												9
10																												10
11																												11
12																												12
13																												13
14																												14
15																												15
16																												16
17																												17
18																												18
19																												19
20																												20
21																												21
22																												22
23																												23
24																												24
25																												25
26																												26
27																												27
28																												28
29																												29
30																												30
31																												31
32																												32
33																												33
34																												34
35																												35
36																												36
37																												37
38																												38
39																												39
40																												40

* This will include only such cheese as is made upon the farm. Milk sent to cheese factories will be regarded as milk sold off the farm.