


SCHEDULE 3.—Productions of Agriculture in *Bethel Township*, in the County of *Shelby*, in the Post Office: *Bethel*



Main data table with columns for Name of Agent, Owner, or Manager; Acres of Land (Improved, Wood-land, Other unimproved); Present Cash Value (Of farm, Of farming implements and machinery); Total amount of wages paid during the year; Live Stock (Horses, Mules and Asses, Milch Cows, Working Oxen, Other Cattle, Sheep, Swine, Value of all live stock); and Produce during the year (Wheat: Spring, Winter, Eye; Indian Corn; Oats; Barley; Buckwheat; Rice; Tobacco).

Handwritten totals and signatures at the bottom of the page, including numbers like 2502, 1579, 779, 5717, 2890, 500, 140, 144, 109, 2, 212, 266, 440, 30, 440, 952, 1095, 5374, and a signature 'H. P. ...'.

State of Michigan, enumerated by me on the 27th 28th day of June, 1870.

W. H. Fallow, Ass't Marshal.

YEAR ENDING JUNE 1, 1870.																									TOTAL VALUE.					
Cotton.	Wool.	Pens and Deans.	POTATOES.		Orchard products.	Wine.	Produce of Market Gardens.	DAIRY PRODUCTS.			SEED.			Hops.	Hemp.	Flax.	Flaxseed.	Silk cocoons.	SUGAR.		Molasses.	BEES.		Forest products.	Value of Home Manufactures.	Value of animals slaughtered or sold for slaughter.	Estimated value of all farm produce, including terms and additions to stock.			
			Bush.	Bush.				Butter.	Cheese.*	Milk sold.	Hay.	Clover.	Grass.						Maple.	Cane.		Wax.	Honey.					Dolls.	Dolls.	
Bales (150 lbs.)	Lbs.	Bush.	Bush.	Bush.	Dolls.	Gallons.	Dolls.	Lbs.	Lbs.	Gallons.	Tons.	Bush.	Bush.	Lbs.	Tons.	Lbs.	Bush.	Lbs.	Lbs. (1,000 lbs.)	Gallons.	Lbs.	Lbs.	Dolls.	Dolls.	Dolls.	Dolls.				
25	26	27	28	29	30	31	32	33	34	35	36	37	38	39	40	41	42	43	44	45	46	47	48	49	50	51	52			
								200			50															200	1060	1		
								100																			75	700	2	
	150							400			80																120	1182	3	
																											160	235	4	
								100																				25	5	
			20					150			12																160	489	6	
			15					100																				212	7	
																														8
	40							150			80																160	1687	9	
	50							100																			150	577	10	
	25							50			16																150	411	11	
																												90	12	
								150			6																40	217	13	
			40		100			100			40											20					90	570	14	
																												140	15	
								100																			26	51	16	
	40				25			100			20											30					90	362	17	
								100														18					60	123	18	
								100														80					50	160	19	
								100														20					180	241	20	
								200																				200	21	
			30																			80					45	150	22	
	30		25					200			20											25					89	359	23	
	90		30		75			500			20											40			90	150	750	24		
	25		40					100			4											10				25	80	435	25	
	40							300			20											45				40	200	697	26	
			50					150														15					80	822	27	
	20							100																			60	175	28	
			40					100			100																90	859	29	
								100																				125	30	
								100			12											25					80	502	31	
	250		50		50			250			40																60	725	32	
								50			20																45	332	33	
								150			20																100	484	34	
								150																			400	992	35	
											80																100	817	36	
			50					50														100					150	903	37	
			150					100			12											100					60	367	38	
								100																			80	180	39	
	125		20					200														40					120	763	40	
	885		560		200			5000			1654											548				155	2700	18,969		

* This will include only such cheese as is made upon the farm. Milk sent to cheese factories will be regarded as milk sold off the farm.

SCHEDULE 3.—Productions of Agriculture in *Bethel Township*, in the County of *Shelby*, in the

Post Office: *Bethel*

Name of Agent, Owner, or Manager.	ACRES OF LAND.			PRESENT CASH VALUE.		Total amount of wages paid during the year, including value of board.	LIVE STOCK, JUNE 1, 1870.								PRODUCE DURING THE YEAR.										
	Improved.	UNIMPROVED.		Of farm.	Of farming implements and machinery.		Horses.	Males and Asses.	Milk Cows.	Working Oxen.	Other Cattle.	Sheep.	Swine.	Value of All Live Stock.	WHEAT.		Rye.	Indian Corn.	Oats.	Barley.	Buckwheat.	Rice.	Tobacco.		
		Wood-land.	Other unimproved.												Dolls.	Dolls.								Spring.	Winter.
	No.	No.	No.	Dolls.	Dolls.		No.	No.	No.	No.	No.	No.	No.	Dolls.	Bush.	Bush.	Bush.	Bush.	Bush.	Bush.	Bush.	Lbs.	Lbs.		
1	2	3	4	5	6	7	8	9	10	11	12	13	14	15	16	17	18	19	20	21	22	23	24		
Hubbard George	60	17	60	2000	125		9		4		2	18	15	900				50	150						
Patterson John	40	17	20	1000	75		5		2			15	5	420				100	70						
Ewing James	110	50	90	5000	195		12	2	5		25	20	38	2350				1500	150						
Fuller Josiah	70	30		1400			4		1				16	560				New Farm							
Miller Martin	60	90		3000	150		2		2				7	350	30			200	260						
Shubert Solomon	80	40		2000	150		5		9		18	10	18	1500	180			250	340						
Brown William	67			1200			2		6				29	600				100	600						
Goodin John	40	48		1000					1					40											
Miller David	40	10		800			4		2				20	500	100			100	50						
Wait Theophilus	20	40	20	900			2		4				8	375				200	100						
Wait Selina	10	30		600			1		4				4	280				100	100						
Fitz John	38	40	60	1600			1		2			8	2	200				New Farm							
Doer John	15	25		800			1		1				4	160				100	16						
Palmer Charles	15	25		900			1		2				7	180				250	100						
Culler John	40	58		1400			2		2				11	300	50			50	80						
Raker Michael	45	170		1700	210		2		2			20	18	500	30			400	60						
Betts John	27			600			1	2	2				5	420				90	300						
Raks Artton	60	90	9	2000			2	2	2		5		18	360	256			100	270						
Bates John	90	30		700			2		6				6	460	100				400						
Wanorrell Madison	40	40		1600			5		4				15	600				500	160						
Vener Benjamin	140	200	90	4000	200		3	2	6		3		12	800	47			250	175						
Vener Andrew	30	50		1000			1		4		6		4	280				New Farm							
Haskett Newby	40	50	50	1800	150		2	1	3		11	6	7	680	47	15		100	302						
Raks Isaac	80	80	20	2000			2		2		5	12	14	462	38			50	108						
Stearns Isaac	40	50		160			3		2				20	480	50			100	50						
Chambers Raymond	50	50		1600			1		1					175											
Piper Lycurges	30	80		1200			2		1				10	290											
Kepper Caroline	40	70		2000			2		1				4	300	50			300							
House Hamilton	155	100		2500			4		5		35	25	14	800				2570	200						
Carter Larkin	80		20	1600				2	7		15	23	12	500	16			150	60						
Hudson Solomon	50	50		1200	100		1							15125				150	40						
Norris Joseph	145	170		6000	150			4	1		4	5	12	600	17				408						
Hewitt Samuel	80	10		1800			3		2				1	340				400	200						
Cocharn James	75	57	95	1200	150		4		5		45		11	2530				600	300						
Brown Samuel	60			900			5		5				15	500	60			100	330						
Finley Stephen	60	40		1200	90		2		7		10		8	820	34			250	100						
Nichols Eliza	120	69		2000			4		4		5		12	680	70			150	400						
McBrygh Ruben	78			1300			2		2		10		18	620				500	150						
Hudson John	80	130		1800			4		5		15		14	1100	44	24		150	105						
Wilson James	40		80	1700			5		5				12	900				100	150						
		2420	2097	6000	64160	17115		109	13	129		210	160	461	24237			1199	29	2940	6350				

State of Missouri, enumerated by me on the 29 day of June, 1870.


W.A. Sallow, Ass't Marshal.

YEAR ENDING JUNE 1, 1870.																									TOTAL VALUE.					
Cotton.	Wool.	Peas and Beans.	POTATOES.		Orchard products.	Wine.	Produce of Market Gardens.	DAIRY PRODUCTS.			SEED.			Hemp.	Flax.	Flax-seed.	Silk cocoons.	SUGAR.		BEES.		Forest products.	Value of Home Manufactures.	Value of animals slaughtered or sold for slaughter.	Estimated value of all farm produce, including herds, flocks, and additions to stock.					
			Irish.	Sweet.				Butter.	Cheese.*	Milk sold.	Hay.	Clover.	Grass.					Hops.	Maple.	Cane.	Molasses.					Wax.	Honey.	Dolls.	Dolls.	
Rates (50 lbs.)	Lbs.	Bush.	Bush.	Bush.	Dolls.	Gallons.	Dolls.	Lbs.	Lbs.	Gallons.	Tons.	Bush.	Bush.	Lbs.	Tons.	Lbs.	Bush.	Lbs.	Hds. (1,000 lbs.)	Gallons.	Lbs.	Lbs.	Dolls.	Dolls.	Dolls.	Dolls.				
25	26	27	28	29	30	31	32	33	34	35	36	37	38	39	40	41	42	43	44	45	46	47	48	49	50	51	52			
	60							200			10															150	360	1		
								100																			30	150	2	
	50		12					250			100										15						200	20655	3	
								50																				13	4 W	
								100																			100	550	5	
	90		40					250			40											40					200	1925	6	
								150			27																120	509	7	
								50																					12	8
			20					100																			90	320	9	
								200																			115	554	10	
								200																			100	261	11	
								100																					25	12
								50																			145	242	13	
			40					100													25					40	334	14		
			20					100																		90	225	15		
			30					100													24					150	565	16		
	30							100																		60	320	17		
								100			20															90	660	18		
								200																		40	47	19		
	30		20					100			24														80	120	974	20		
								300																				370	21	
								200																				30	22	
	50							300																		25	100	482	23	
								150			4															10	176	24		
								100																		70	220	25		
								50																				12	26	
																														27
	40							300																					28	
	80							250			60															150	2559	29		
								300			30															140	581	30		
																										15	148	31		
								150			32															115	561	32		
								100																		180	585	33		
								350			75																	1177	34	
								250																		160	497	35		
								250																		150	456	36		
								200																		180	560	37		
								100																		160	620	38		
	100	25						300			26														10	175	696	39		
								200																		180	365	40		
	500	20	180					650			148															65	2625	19428	#	

* This will include only such cheese as is made upon the farm. Milk sent to cheese factories will be regarded as milk sold off the farm.

SCHEDULE 3.—Productions of Agriculture in Bethel Township in the County of Shelby, in the

Post Office: Bethel



Name of Agent, Owner, or Manager.	ACRES OF LAND.			PRESENT CASH VALUE.		Total amount of wages paid during the year, including value of board.	LIVE STOCK, JUNE 1, 1870.								PRODUCE DURING THE YEAR.								
	Improved.	UNIMPROVED.		Of farm.	Of farming implements and machinery.		Horses.	Mules and Asses.	Milch Cows.	Working Oxen.	Other Cattle.	Sheep.	Swine.	Value of ALL live stock.	WHEAT.		Rye.	Indian Corn.	Oats.	Barley.	Buckwheat.	Rice.	Tobacco.
		Wood-land.	Other unimproved.												Dolls.	Dolls.							
	No.	No.	No.	Dolls.	Dolls.		No.	No.	No.	No.	No.	No.	No.	Dolls.	Bush.	Bush.	Bush.	Bush.	Bush.	Bush.	Bush.	Lbs.	Lbs.
1	2	3	4	5	6	7	8	9	10	11	12	13	14	15	16	17	18	19	20	21	22	23	24
1 <u>Prasia Henry</u>	50	40		900	100		2		10			13	5	280		30	18	20	75				
2 <u>Radwell Anthony</u>	116	59		5300	200		6		4		7	30	4	1020	30	56	8	40	144				
3 <u>Brown Thomas</u>	40	60		1600			8		2				4	1000		6		300	100				
4 <u>Thompson James</u>	50	30		1200			2		1				5	200		60			250				
5 <u>Morse David</u>	30			600			2		4				19	450	30				20				
6 <u>Adams John</u>	70	40	10	2500			4		3		13	7	2	920				750	100				
7 <u>McElhan William</u>	80	20		2000			2		4		6		14	950		80		100	200				
8 <u>Ellis Alger</u>	70	30		1600			1	1	2				5	310				150	75				
9 <u>Saylor William</u>	40	40		1200			4		2				6	520				500	260				
10 <u>Miller Edward</u>	40	30		900			1						4	175	40				300				
11 <u>Bartons Lucy</u>	25	45		800			4		1				7	480				500	100				
12 <u>Radwell John</u>	40	15		1000			3							175					100				
13 <u>Wright Johnathan</u>	40	50		1200			4		3		4		14	710		100		100	100				
14 <u>Brown Budford</u>	80	130	10	4000			10		7		29	40	25	2315		59		500	200				
15 <u>Brown Lucinda</u>	90	70		2500			9	2	3		3	12	25	1420		39		250	600				
16 <u>Mitchell Wray</u>	120	140		4100			5		2		9	12	14	932	20			100	100				
17 <u>Pepper Joseph</u>	80	80		1600			3	2	6		35			2250	100			100	300				
18 <u>Smal Sarah</u>	130	40		2500			2		3		6		10	595				150	200				
19 <u>Reager George</u>	60	20	30	1800			2		1		8		10	520				500	200				
20 <u>Murkard David</u>	60	100		1600			5	3	6		10		12	1440	82		30	100	60				
21 <u>William Samuel</u>	60	40		1200			3		2		5	10	20	640		70	30	700	30				
22 <u>Moore Edmund</u>	130	450		4000			12	5	6	2	30	30	7	3460		30	30	100	300				
23 <u>Martens Benjamin</u>	60	40		1600			4		2		10		40	790				100	250				
24 <u>McHilton Cornette</u>	80	20		1200			2		2				12	295									
25 <u>Hewitt Samuel</u>	60	50		1800			1		2				2	200				200	75				
26 <u>Mell William</u>	100			2500			3		4		7	25		735		60		750	400				
27 <u>Sear Oliver</u>	40			800			6		2		20		8	1805				250					
28 <u>Suttons Johnathan</u>	40			800			1				20		5	175				500	250				
29 <u>Mos John</u>	40			600			2		2				15	310		40	30	270	100				
30 <u>Graves James</u>	40	100		2500			4		2		10	13		515		10		300	30				
31 <u>Vanstake Pepie</u>	60			1200			1		3				5	255				150					
32 <u>Dare Marshall</u>	50	10		600			1		1				7	185		24							
33 <u>Bragg Samuel</u>	72	8		1000			2		3		34		14	1320				200	50				
34 <u>McGran John</u>	60	100		1600			8						75	6	840			100	100				
35 <u>Vanstake John</u>	73	130		4000			2		6		7	40	4	686	100			250	1000				
36 <u>Allan David</u>	200	120		6000			2	4	2		25	9	10	1720	100	50	200	600					
37 <u>Allan John</u>	125	115		4000			2	2	4		8		50	950	120	15	250	100					
38 <u>Langford Brent</u>	18	20		400			3		1				39	50	850			750					
39 <u>Sutton Thomas</u>	160	240		8000			6	4	7		25		10	2210				100	300				
40 <u>Vanstake William</u>	80	30	150	2500			7	3	4		3		80	1260		86		100					
		2961	2520	200	99200	300	151	26	119	2	319	254	1193	24616	2520	1040	211	11937	7069				

State of *Missouri*, enumerated by me on the *1st 2d* day of *July*, 1870.

W. H. Kelly Ass't Marshal.

YEAR ENDING JUNE 1, 1870.

Cotton. (Bales of 100 lbs.)	Wool. Lbs.	Peas and Beans. Bush.	POTATOES.		Orchard products. Dolls.	Wine. Gallons.	Produce of Market Gardens. Dolls.	DAIRY PRODUCTS.			Hay. Tons.	SEED.		Hops. Lbs.	Hemp. Tons.	Flax. Lbs.	Flax seed. Bush.	Silk cocoons. Lbs.	SUGAR.			BEES.		Forest products. Dolls.	Value of Home Manufactures. Dolls.	Value of animals slaughtered or sold for slaughter. Dolls.	Estimated value of all farm production, including production of stock, additions to stock. Dolls.	TOTAL VALUE. Dolls.		
			Irish. Bush.	Sweet. Bush.				Butter. Lbs.	Cheese.* Lbs.	Milk sold. Gallons.		Clover. Bush.	Grass. Bush.						Maple. Lbs.	Cane. Hhds. (1,000 lbs.)	Molasses. Gallons.	Wax. Lbs.	Honey. Lbs.							
			25	26				27	28	29		30	31						32	33	34	35	36						37	38
	40								150		3										20						60	230	1	
	125				60				150		32																90	482	2	
									175																		50	350	3	
																											70	230	4	
																											45	70	5	
	50		100						100		50																75	875	6	
	20		40						200		46																100	650	7	
			20						100		10																	60	285	8
									75																			40	535	9
									100													70					60	250	10	
	15								100																		80	152	11	
									150		10																10	337	13	
	125			75					250		70																300	1405	14	
	50								100		30																230	759	15	
	50		25						100		9																170	601	16	
									200																		120	360	17	
	25								150																		180	424	18	
	50								75		6																120	376	19	
	25		25						100		6											30					80	594	20	
	100								500		50																210	850	21	
									100																		90	805	22	
									75																		70	265	23	
									100																		30	275	400	24
	80				20				100		10											32					150	345	25	
									150		8											75					180	647	26	
	60								100																		120	350	27	
	40		40						75		14																90	489	28	
									100																		100	545	29	
									100																				272	30
									100		20																100	455	31	
																											75	99	32	
									100		30																100	425	33	
																											75	115	34	
	260								200		100																200	1630	35	
	100								400		8																1000	2805	36	
	48		25						357		40																310	838	37	
																											60	210	38	
									200		70																170	2770	39	
											15																90	980	40	
	1060		275		165				3025		627																5455	24487		

* This will include only such cheese as is made upon the farm. Milk sent to cheese factories will be regarded as milk sold off the farm.

State of Michigan, enumerated by me on the 2^d day of July, 1870.
W.D. Pullon, Ass't Marshal.

YEAR ENDING JUNE 1, 1870.

Cotton. Bales (50 lbs.)	Wool. Lbs.	Peas and Beans. Bush.	POTATOES.		Orchard products. Dolls.	Wine. Gallons.	Produce of Market Gardens. Dolls.	DAIRY PRODUCTS.			Hay. Tons.	SEED.		Hops. Lbs.	Hemp. Tons.	Flax. Lbs.	Flax-seed. Bush.	Silk cocoons. Lbs.	SUGAR.			DEES.		Forest products. Dolls.	Value of Home Manufactures. Dolls.	Value of animals slaughtered or sold for slaughter. Dolls.	TOTAL VALUE. Dolls.		
			Irish. Bush.	Sweet. Bush.				Butter. Lbs.	Cheese.* Lbs.	Milk sold. Gallons.		Clover. Bush.	Grass. Bush.						Maple. Lbs.	Cane. (1,000 lbs.)	Molasses. Gallons.	Wax. Lbs.	Honey. Lbs.						
25	26	27	28	29	30	31	32	33	34	35	36	37	38	39	40	41	42	43	44	45	46	47	48	49	50	51	52		
								100			60															200	980	1	
	50							350			15															80	314	2	
	18							150			8															107	1620	3	
	60				50			600			60															220	360	4	
	40							100			20															70	300	5	
											<i>new form</i>																		6
								200																		120	290	7	
								100																		160	2875	8	
	120							500			200															240	2180	9	
	200					75		350			90															600	579	10	
	25							75			2															220	375	11	
								100			20															90	102	12	
											2															45	980	13	
	100																									60	210	14	
	1050							4500			700																		15
								100																					16
																													17
																													18
																													19
																													20
																													21
																													22
																													23
																													24
																													25
																													26
																													27
																													28
																													29
																													30
																													31
																													32
																													33
																													34
																													35
																													36
																													37
																													38
																													39
																													40

* This will include only such cheese as is made upon the farm. Milk sent to cheese factories will be regarded as milk sold off the farm.

1063 125 7225 1177 6015 24,710

SCHEDULE 3.—Productions of Agriculture in Black Creek Township in the County of Shelby, in the

Post Office: Shelbyville



Name of Agent, Owner, or Manager.	ACRES OF LAND.			PRESENT CASH VALUE.		Total amount of wages paid during the year, including value of board.	LIVE STOCK, JUNE 1, 1870.								PRODUCE DURING THE								
	Improved.	UNIMPROVED.		Of farm.	Of farming implements and machinery.		Horses.	Mules and Asses.	Milch Cows.	Working Oxen.	Other Cattle.	Sheep.	Swine.	Value of ALL live stock.	WHEAT.		Rye.	Indian Corn.	Oats.	Barley.	Buckwheat.	Rice.	Tobacco.
		Wood-land.	Other unimproved.												Dolls.	Dolls.							
	No.	No.	No.	Dolls.	Dolls.		Dolls.	No.	No.	No.	No.	No.	No.	Dolls.	Bush.	Bush.	Bush.	Bush.	Bush.	Bush.	Bush.	Libs.	Libs.
1	2	3	4	5	6	7	8	9	10	11	12	13	14	15	16	17	18	19	20	21	22	23	24
Priest Thomas	300	200	1000	10000			12	10	15	20	20	2150		1000			250	700					
Kyle Charles	70	40		2000			6	3	30	37	20	1757		52			400	232					
Armstrong Robert	70	42		2300			2	2	4	5		20	830		50		500	125					
Conner William	40	100	20	1800			4	3			8	4	548				50	150					
Lady Anna	35		5	810			5	2			3	19	765	20			400						
Haskins Charney	50	40	30	1500			7	6			3	12	1090	20			800	100					
McMurry Alexander	200	900	900	30000			8	4		10	40	25	1155				1000	400					
Hall Robert	75	45		1500			3	3			3	30	12	600	50	30	50	100	100				
Kennedy William	12	38		1000			3	3				12	480				75	250					
Collin James	20			1000			4	3			3	8	1420										
Dempsey Charles	12	80	80	1700			8	6		13	70	80	1430				100	375					
Carlike Henry	50			1000			2	1				5	345				80	500					
Daugherty Thomas	50	27	30	1600			2	1					260										
Govels William	200	160		6000			13	5		12	200	32	2160		100	57	500	120					
Toll Effelbert	60	20		1600			3	3				5	545				25	100	100				
Rockwood Thiam	60	100		2000							40	3	400										
Barnwell Samuel	80		80	2200			7	5		10	26	52	2186		40		500	300					
Garrison James	150		30	3500			4	6		32	60	14	1730		50		100	100					
Garrison Thomas	9		30	1600			4	2		10	3	12	840		50		100	100					
Riggs Sarah	50	62		1800			2	3				7	345		18		260						
Heston John	14	26		1000			3	2				10	430				250						
Dexter Mary	50			1200			2	2		4	9	11	455		41		150	60					
Pollard Thomas	40	80		1400			4	4		5	35	12	805				250						
Bigelow, Marlin	100	40		5000			2	3		6		2	510		60			130					
Stevens Samuel	80	120		4000			2	2		4		14	320				150	400					
Churchill Tharata	25	52		850			2	2				6	320				250	150					
Allison John	120			1500			6	1				20	740				3000	100					
Churchill William	60			1200			4	3				13	590				280	150					
Moss John	26			900			2	1				6	270				250						
Moss Joseph	150		90	2000			5	8		16	10	10	1556		100		500	300					
Bethard Josiah	90	90		2000			3	2			50	10	480		100		1500	400					
Trayner Wilson	100			4800			1	2	4			8	500										
Ferrill Oliver	160	160		3000			6	5		54	28	12	2508				600	200					
Glover William	42	43		1000			1	2		4		16	350		45		200	187					
Levan John	105	45		3500			12	2		4	200	40	1800				200	400					
Robinson David	160	57		4000			4	14		18		40	1700		50		500	500					
Eading James	80	40		2700			5	3		14		3	1055				250	100					
McKell	80			1200				1	2			4	200		10		50	50					
Priest Madison	200	100	50	8000			12	1	5			70	20	1670		120		500	500				
Kitter Frederick	40	20		1200			4	5		2	17	22	770		30		175						
		3355	2747	2385	129850		179	4	151	4	280	959	670	38115	90	1066	132	14670	7279				

SCHEDULE 3.—Productions of Agriculture in *Black Creek Township* in the County of *Shelby*, in the

Post Office: *Shelbyville*



Name of Agent, Owner, or Manager.	ACRES OF LAND.			PRESENT CASH VALUE.		Total amount of wages paid during the year, including value of board.	LIVE STOCK, JUNE 1, 1870.								PRODUCE DURING THE										
	Improved.	UNIMPROVED.		Of farm.	Of farming implements and machinery.		Horses.	Mules and Asses.	Milk Cows.	Working Oxen.	Other Cattle.	Sheep.	Swine.	Value of ALL live stock.	WHEAT.		Rye.	Indian Corn.	Oats.	Barley.	Buckwheat.	Rice.	Tobacco.		
		No.	Wood-land.												Other unimproved.	Dolls.								Dolls.	No.
1	2	3	4	5	6	7	8	9	10	11	12	13	14	15	16	17	18	19	20	21	22	23	24		
1 <i>Priman James</i>	100	140		4300			10	4	65	60	25	3295		60			500	100							1
2 <i>Crayer Hezekiah</i>	60	20		2000			2	2	3	28	9	413		32			380	350							2
3 <i>Witter John</i>	60	20		1600			2	2	6	4	14	454					150	395							3
4 <i>Cord John</i>	120	100		4200			14	8	18	25	20	2385		132			700	300							4
5 <i>Duncan Levin</i>	85	35		3200			9	7	30	30	20	2180		25			400	200							5
6 <i>Duncan William</i>	65	30	15	1800			10	7	11	25	15	1700		25			370	200							6
7 <i>Cord George</i>	20		20	800			9	1	5		14	1160		50			250	75							7
8 <i>Kapilger James</i>	80	20		1600			3	2	4		12	560					200	200							8
9 <i>Langman Sampson</i>	55	105		1800			7	5	18	22	13	540		35			500	175							9
10 <i>Kapilger John</i>	20	60	40	1400			3	2	5	10	7	580					250								10
11 <i>Kapilger Andrew</i>	40	10		1200			2	1	4		2	370					100	100							11
12 <i>Reed William</i>	16	10	40	1000			2				5	225					200	200							12
13 <i>Barnett John</i>	30	10		600				2			2	250					No Crop								13 ff
14 <i>Coleman William</i>	60			1200				No Stock									No Crop								14 ff
15 <i>Potter Deritt</i>	240			4800			4	1				440													15 ff
16 <i>Fasbet John</i>	60			1200			2	2			8	320		80			200	400							16
17 <i>Clark James</i>	50	480		5000			6	2	9	25	50	2700					200	200							17
18 <i>Graham Robert</i>	50	80		1560			2	4	20			300													18
19 <i>Graham John</i>	50	80		1600			3	3	25	20	15	1365					450	160							19
20 <i>Doerthel Michael</i>	35	23		500			2	2	5		10	480					300								20
21 <i>Nienclauer John</i>	45	32		1000			2	2	4		21	500		26			300	200							21
22 <i>Krauter Valentine</i>	45	37		1200			2	4	1		8	480		26			300	200							22
23 <i>Rimheimer Peter</i>	165	60		4000			2	2	10		16	660		37			350	330							23
24 <i>Rosenbergh Didrid</i>	70	100		1800			3	4	2	2	15	530		12			500	200							24
25 <i>Beckman George</i>	12			150				2	4		5	500													25
26 <i>Murcer John</i>	120	30		2000			5	4	10	31	34	2400		26			2000	175							26
27 <i>Grey Matimer</i>	166	90	70	6000			5	6	50	30	50	2430					500								27
28 <i>Graham William</i>	80		40	2800			7	4	58	25	25	2600					250	100							28
29 <i>Chambers James</i>	200	120	60	7000			6	2	9		20	1050		80			1500	200							29
30 <i>Noble David</i>	50	40	80	2000			2	2			10	330					500	200							30
31 <i>Perry Joseph</i>	200	80		7000			10	1	6	2	2	70	35	1610	80	50	500	400							31
32 <i>Pollard William</i>	40	40	80	2000			4	4	7	25	8	835					200	50							32
33 <i>West Arin</i>	25			700			3				12	312		30			200	120							33
34 <i>Pollard James</i>	25			300			1				2	110					75	85							34
35 <i>Dunn Frank</i>	70	90		3200			7	3	8	18	36	1946	118	108			200	163							35
36 <i>Pollard John</i>	18	22		500			4	3			9	600					500								36
37 <i>Shaud Frank</i>	166	150		6000			2	8	28	33	15	1468					300	150							37
38 <i>Murphy James</i>	65	80	40	2500			2	3	4		8	740					360								38
39 <i>Bird Jonathan</i>	90	50	30	2000			8	4	16	13	30	1483		80			100	190							39
40 <i>Chick Joseph</i>	80	120		3000			11	11	30	30	30	2620					100								40
		3028	2394	575	97410		178	14	149	8	48	650	552	42921	198	909	14015	5818							

State of *Michigan*, enumerated by me on the *9th* day of *July*, 1870.
W. J. Silliman, Ass't Marshal.

YEAR ENDING JUNE 1, 1870.																									TOTAL VALUE.				
Cotton. (450 lbs.)	Wool. Lbs.	Peas and Beans. Bush.	POTATOES.		Orchard products. Dolls.	Wine. Gallons.	Produce of Market Gardens. Dolls.	DAIRY PRODUCTS.			Hay. Tons.	SEED.			Flax. Lbs.	Flax-seed. Bush.	Silk cocoons. Lbs.	SUGAR.			BEES.		Forest products. Dolls.	Value of Home Manufactures. Dolls.	Value of animals slaughtered or sold for slaughter. Dolls.	Estimated value of all farm production, including herds, and additions to stock. Dolls.			
			Irish. Bush.	Sweet. Bush.				Butter. Lbs.	Cheese.* Lbs.	Milk sold. Gallons.		Clover. Bush.	Grass. Bush.	Hops. Lbs.				Temp. Tons.	Maple. Lbs.	Cane. Hhds. (1,000 lbs.)	Molasses. Gallons.	Wax. Lbs.					Honey. Lbs.		
25	26	27	28	29	30	31	32	33	34	35	36	37	38	39	40	41	42	43	44	45	46	47	48	49	50	51	52		
	200				25			200			50										60					350	1315		
			25					50																			150	984	
			35					150			14																100	486	
	100		25					250			60										20						235	1496	
	60		25					200			30										30						180	867	
	40		20					350			12																175	839	
								50													12						80	379	
								100																			60	320	
	29							250			18																180	868	
								100			6										10						100	338	
								50													10						60	192	
								50																					230
												<i>No Crop</i>																	
											300																	1800	
	25							50			12																40	526	
	100							400			60																140	880	
								100			40																40	305	
								150			10																50	562	
								100																			140	390	
								100																			40	396	
								200																			90	471	
								150																			12	486	
								200																			80	596	
								300			85																180	2420	
	60							300			60											20					100	1010	
	150							200			40																110	727	
								100			120																600	2653	
								100																			60	540	
	300							200			60																30	1485	
	100							150			14																105	439	
	20							100																			100	465	
	10							50																			45	144	
	120							300			80																140	1187	
	15							100																			90	502	
	22							500			100																100	1110	
	120							100			60																55	835	
	40							350			10																55	255	
	50							200			30																180	760	
	1590							6300			1271																4292	29050	

* This will include only such cheese as is made upon the farm. Milk sent to cheese factories will be regarded as milk sold off the farm.

SCHEDULE 3.—Productions of Agriculture in *Black Creek Township* in the County of *Shelby*, in the

Post Office: *Shelbyville*

Name of Agent, Owner, or Manager.	ACRES OF LAND.			PRESENT CASH VALUE.		Total amount of wages paid during the year, including value of board.	LIVE STOCK, JUNE 1, 1870.								PRODUCE DURING THE YEAR.								
	Improved.	UNIMPROVED.		Of farm.	Of farming implements and machinery.		Horses.	Mules and Asses.	Milk Cows.	Working Oxen.	Other Cattle.	Sheep.	Swine.	Value of All Live Stock.	WHEAT.		Rye.	Indian Corn.	Oats.	Barley.	Buckwheat.	Rice.	Tobacco.
		Wood-land.	Other unimproved.												Dolls.	Dolls.							
1	2	3	4	5	6	7	8	9	10	11	12	13	14	15	16	17	18	19	20	21	22	23	24
<i>Phinck Joseph</i>	14	26		600			3		1	2	20	10	460					100					
<i>Stewart William</i>	40			800			3		2		16	3	400				125	300					
<i>Houston Charles</i>	125	100		3000			9		3	5	65	31	1390	355			400	150					
<i>Timbony Harrison</i>	100	60		4000			4		4		40	40	1100	30			600						
<i>Leonard John</i>	40	40		1600			5		2		60	10	700					160					
<i>Griffith Joseph</i>	400	210		1200			11		3		25		1225	50				350					
<i>Leob Isaac</i>	16			300			2		5	5		8	800				50	50					
<i>Guyon James</i>	40	40	40	1500			6		4	4		14	900				100	100					
<i>Guyon Lewis</i>	35	10	30	1000			2		19	18		12	1240										
<i>Holiday Richard</i>	70	20		900			3		1			6	870	25			125	30					
<i>Taylor Robert</i>	220	60		2500			9		4	48		30	2750	40			500	1000					
<i>Leob John</i>	20			400			2		1		18		258				500						
<i>Wiles Bishop</i>	50	30		1200			3		4		12	10	480	20			200						
<i>Wiles John</i>	60	50		1000			4		3		25		625	30			100						
<i>Whinn John</i>	40	50		1200			4		6	4	16	20	820										
<i>Watches William</i>	40	20		1800			6		5	30	30	18	820	54			200	200					
<i>Dear James</i>	30	20		600			2		2			1	285										
<i>Orane Joseph</i>	60	30		900			2	2	2			9	520				No Crop						
<i>Shuts Thomas</i>	140			4000			6		7	80		30	3360				600	120					
<i>Thompson Joseph</i>	12			240			2		1		8	5	260				50						
<i>Shuts Henry</i>	81			1600			4		4			10	800	50			500						
<i>Ward John</i>	80	70	20	2500			3		5		18		508	100			100						
<i>Brown James</i>	160	50		2500			5		7	2		23	900				260	60					
<i>Hughes William</i>	25	75		1200			6		6				840										
<i>Smith Solomon</i>	30	50		1800			2		3	2		3	400				150	250					
<i>McLeod John</i>	100	80	80	4500			4		5	3	23	28	840	50			250	200					
<i>McLain Lucy</i>	20	80		1500			2						200										
<i>Martin Thomas</i>	15			500					3		7	4	160				100						
<i>Balthrop Thomas</i>	50	129		1800			6		4				760					400					
<i>Lynn William</i>	50			1000					3	3	4	12	680				100	400					
<i>Beckley Jacob</i>	60	100		1200			8		1	5	19	19	1100	81			150	170					
<i>Barnhart Robert</i>	120	140		3000			1		3	25	15	15	1100	200				140					
<i>Chambers James</i>	80			1600			2		2	20	20	20	930	80			200	100					
<i>Lockyer Augustin</i>	15			500			2				7	7	135					100					
<i>Arnold Lawrence</i>	130	30		2000			1	2	3	10	11	11	1175	75			500	170					
<i>Walace William</i>	19			700			5		2		2	2	390	25			250						
<i>Amistut George</i>	25			600			3		2				500				500	120					
<i>Baker George</i>	65	135		2500			2	2	2	5	50	30	1500				100	200					
<i>Brant Daniel</i>	100	40		1700			6		3	1	9	9	1085	100			250	200					
<i>Baker James</i>	30	70		1200			8	2	5	2	5	5	515				150						
		277	1925	170	60390		161	11	149		277	513	453	32231	1267		7100	4990					



State of *Missouri*, enumerated by me on the *11th, 12th, 14th* day of *July*, 1870.

A. Phillips Ass't Marshal.

YEAR ENDING JUNE 1, 1870.

Cotton.	Wool.	Peas and Beans.	POTATOES.		Orchard products.	Wine.	Produce of Market Gardens.	DAIRY PRODUCTS.			SEED.			Hops.	Hemp.	Flax.	Flax-seed.	Silk cocoons.	SUGAR.		Molasses.	BEES.		Forest products.	Value of Home Manufactures.	Value of animals slaughtered or sold for slaughter.	TOTAL VALUE.				
			Irish.	Sweet.				Butter.	Cheese.*	Milk sold.	Hay.	Clover.	Grass.						Maple.	Cane.		Wax.	Honey.					Dolls.	Dolls.		
Bales (50 lbs.)	Lbs.	Bush.	Bush.	Bush.	Dolls.	Gallons.	Dolls.	Lbs.	Lbs.	Gallons.	Tons.	Bush.	Bush.	Lbs.	Tons.	Lbs.	Bush.	Lbs.	Lbs. (1,000 lbs.)	Gallons.	Lbs.	Lbs.	Dolls.	Dolls.	Dolls.	Dolls.					
25	26	27	28	29	30	31	32	33	34	35	36	37	38	39	40	41	42	43	44	45	46	47	48	49	50	51	52				
	35							50																		90	130				
	40							30																			120	268			
	150				70			100			40																	1125			
	111							200			30																	160	766		
	100							100			20																	500	819		
					137			200			100																	200	1250		
								250																					40	117	
								200																					60	135	
								450																						237	
								50			40																		30	980	
								200			100																		240	2065	
																													180	553	
								200																						195	
																														882	
	60				75			200																					120	744	
								400			60																			624	
								300			40																		160	475	
								300			90																			340	1450
	63							300																					40	185	
								200																						160	645
								250																						75	277
								300			20																			60	547
					50																										
	25							150																						45	384
	60				25			250			10																		75	245	
								150																							
								200																							
					75			150			40																			100	743
	32				50			200			16																			120	517
	40				500			150			8																			320	188
								100			6																			130	500
											20																				
	130							150			57																			250	1186
	20							50																						100	334
	350																													50	630
	50																													110	250
								250			6																			90	882
								100																						60	193
	1265				850			6200			706																				

* This will include only such cheese as is made upon the farm. Milk sent to cheese factories will be regarded as milk sold off the farm.

4051
109.606

State of Missouri, enumerated by me on the 15th day of July, 1870.
Ass't Marshal.

YEAR ENDING JUNE 1, 1870.

	YEAR ENDING JUNE 1, 1870.																								TOTAL VALUE.			
	Cotton. Bales (50 lbs.)	Wool. Lbs.	POTATOES.			ORCHARD PRODUCTS.			DAIRY PRODUCTS.			SEED.			SUGAR.						BEES.		FOREST PRODUCTS.	Value of Home Manufactures.		Value of animals slaughtered or sold for slaughter.	Estimated value of all farm production, including additions to stock.	
	25	26	27	28	29	30	31	32	33	34	35	36	37	38	39	40	41	42	43	44	45	46	47	48	49	50	51	52
	Lbs.	Bush.	Bush.	Bush.	Dolls.	Gallons.	Dolls.	Dolls.	Lbs.	Lbs.	Gallons.	Tons.	Bush.	Bush.	Lbs.	Tons.	Lbs.	Bush.	Lbs.	Lbs.	(1,000 lbs.)	Gallons.	Lbs.	Lbs.	Dolls.	Dolls.	Dolls.	Dolls.
1	75	100		75					100			35										5-5				100	852	
2																					<i>New from</i>							
3			20						50													12				150	432	
4																										110	467	
5	75		25		30				300			75														360	1220	
6									150																	100	137	
7	35								150																	50	165	
8	25								100			6														140	435	
9									100																		90	
10					50				60			80														200	1295	
11												6														140	340	
12									350																	80	150	
13					100				200			100														400	1810	
14									100			250														240	417	
15									150			20														155	490	
16									350																	175	1102	
17	50			50					200			120														120	1720	
18									100			8														60	85	
19				50					500																	180	1145	
20									100			80														160	1850	
21	40								200			50														150	1050	
22									300																	60	390	
23																												
24																												
25																												
26																												
27																												
28																												
29																												
30																												
31																												
32																												
33																												
34																												
35																												
36																												
37																												
38																												
39																												
40																												
	300		145	100	255				3550			800														3080	15642	

* This will include only such cheese as is made upon the farm. Milk sent to cheese factories will be regarded as milk sold off the farm.

SCHEDULE 3.—Productions of Agriculture in Blay Township, in the County of Shelby, in the

Post Office: Clarence

Name of Agent, Owner, or Manager.	ACRES OF LAND.			PRESENT CASH VALUE.		Total amount of wages paid during the year, including value of board.	LIVE STOCK, JUNE 1, 1870.								PRODUCE DURING THE YEAR.									
	Improved.	UNIMPROVED.		Of farm.	Of farming implements and machinery.		Horses.	Mules and Asses.	Milch Cows.	Working Oxen.	Other Cattle.	Sheep.	Swine.	Value of all live stock.	WHEAT.		Rye.	Indian Corn.	Oats.	Barley.	Buckwheat.	Rice.	Tobacco.	
		No.	Wood-land.												Other unimproved.	Dolls.								Dolls.
1	2	3	4	5	6	7	8	9	10	11	12	13	14	15	16	17	18	19	20	21	22	23	24	
1. <u>Harris Colman</u>	5			12			2	2	2			15	460	100			100	50						
2. <u>Leftedge Henry</u>	8			400			3	1					200				400	500						
3. <u>Cramer James</u>	31			1200		50	2	5	4	17	8	400					New farm							
4. <u>Hurston Samuel</u>	12	120	200	500			1						100				No crop							
5. <u>Bean Thomas</u>	50			2500			2	2				4	270	200	75		25	50						
6. <u>Ombikin Orver</u>	35		15	2000		50	2	3				6	300		21		300	100						
7. <u>Stone Pearl</u>	64	10	7	2600			2						13	400			No crop							
8. <u>Carothers John</u>	55	40	25	1500			1	2		2		9	220				120	134						
9. <u>Turner Alfred</u>	50	20		1500			3	2	3			9	605				500	112					300	
10. <u>Wentzell Thomas</u>	100	80	20	4500		50	5	4	28	20	30	950					1000	400						
11. <u>Weisenborn Conrad</u>	40	20		1600		250	2	2					300				120	100						
12. <u>Rubner Christian</u>	60	20	20	2300			2	1					100				75							
13. <u>McBrown Jacob</u>	45			1500		50	5	1	5		2	24	854				500	100						
14. <u>Christian Wesley</u>	55		25	2000		100	5	2	2	2	3	15	17	955			600	125						
15. <u>Rufner Frederic</u>	20		60	2000			2	1				2	25				New farm							
16. <u>Focke August</u>	15		65	2000			1						100				New farm							
17. <u>Rufner John</u>	44	76	46	2400			3	2					380				New farm							
18. <u>Rufner Frederic</u>	20		90	730													No stock							
19. <u>Christin Charles</u>	37	20	20	800			3	3	4	10	10	460		5			450	100						
20. <u>Pollard Brinton</u>	120	40	60	7000		300	6	8	2	50		50	2220		75		1400	400						
21. <u>Bar Robert</u>	18			360			2	1				1	200		37	60	200							
22. <u>Smith Robert</u>	110	20	30	4000		300	9	7	2	30		7	1830		37	60	1000							
23. <u>Smith Lewis</u>	120	60		4500		300	3	3	3			18	560			50	900	600	90					
24. <u>Wepick James</u>	130	160	30	5000		600	5	1		26	35	47	1150		22		1200	400						
25. <u>Spight Capher</u>	24			600			2	2	1	8	6	350					570	280						
26. <u>Henry George</u>	10			900			1	1				35	150				75						25	
27. <u>Carothers Andrew</u>	90	20	22	1800			2	1		1		3	365				200	100					20	
28. <u>Kullidge John</u>	40	76	80	2800			6	1	3		5	1	970				200	200					20	
29. <u>Wood Daniel</u>	20	40	20	3400		250	4	6			1		690				60	60						
30. <u>Spicer Curtis</u>	140	270		5400		250	4	3	4	3	15	48	1500				600	200						
31. <u>John James</u>	70	17		4150		100	4	6				16	700	1	45		250	300						
32. <u>Bar George</u>	25	35		860			2	1				6	264		100		100	160						
33. <u>Munnicks John</u>	100	2		3000			2	1				22	5	300			125	200						
34. <u>Munnicks Thomas</u>	15	132	25	800			4	2	3	2	15	10	650				50	100						
35. <u>Jackson Mary</u>	35	150		2500		200	3	3	2	7	5	506					120							
36. <u>Wanpin Simon</u>	40	200		2800			5	4	3	84	10	318		100			300	200					600	
37. <u>Furish Chester</u>	100			4500		300	10	5			15	20	1130		75		500	200						
38. <u>Christian Frank</u>	19		20	600			3	1	1	10	11	455					520							
39. <u>Applebury James</u>	35	40	100	3600			2	1				15	8	310										
40. <u>Munnicks William</u>	40		60	1500			4	5	6	25	15	825					250	120						
		1279	1628	1050		3150	129	11	105	9	173	319	432	23371	200	584	170	12690	5418	20	65		900	

1648
92782
#

State of Wisconsin, enumerated by me on the 12th day of June, 1870.
 Ass't Marshal.

YEAR ENDING JUNE 1, 1870.																									TOTAL VALUE.					
Cotton.	Wool.	Pean and Beans.	POTATOES.		Orchard products.	Wine.	Produce of Market Gardens.	DAIRY PRODUCTS.			SEED.			SUGAR.			BEES.		Forest products.	Value of Home Manufactures.	Value of animals slaughtered or sold for slaughter.	Estimated value of all farm produce, including horticulture, and additions to stock.								
			Irish.	Sweet.				Butter.	Cheese.*	Milk sold.	Hay.	Clover.	Grass.	Hops.	Hemp.	Flax.	Flax-seed.	Silk cocoons.					Maple.	Cane.	Molasses.	Wax.	Honey.			
Rates (50 lbs.)	Lbs.	Bush.	Bush.	Bush.	Dolls.	Gallons.	Dolls.	Lbs.	Lbs.	Gallons.	Tons.	Bush.	Bush.	Lbs.	Tons.	Lbs.	Bush.	Lbs.	Lbs. (1,000 lbs.)	Gallons.	Lbs.	Lbs.	Dolls.	Dolls.	Dolls.	Dolls.				
25	26	27	28	29	30	31	32	33	34	35	36	37	38	39	40	41	42	43	44	45	46	47	48	49	50	51	52			
			15																								556			
	50							200			20										16						680			
	100		40	2	200			150																			150			
			60					100															60				300			
			10					25																50			245			
								40																			396			
	50		10					250															50	60			1032			
			200					100													200						1225			
			25																								200			
	100		50					100																			475			
	88		10					150				20													80	160	651			
	50	20						150													40			12	80		455			
	100		20					250		20															30	300	2655			
								200																	62	20	349			
	30		25					200			40	120									30		20	40	290		1421			
			15					200		10													100			300	1387			
	150		25					150			6															105	1465			
	18		10					150																		25	53	606		
	17		10					250																		50	183			
			30					100				20															54	331		
	40							100																			18	339		
			15					150																			40	159		
	45		25		40			300			18															135	947			
	100		15					150			4																180	650		
	25		30					100																			195	402		
	30							100			20																60	395		
	25							95																			12	40	395	
	25							100			8																100	230		
	25				30			100																			20	150	205	
	45		12		100			200			15																75	195	201	
	40		20		50			200			50																	25	190	1135
	40				20			100																					36	484
												8																	37	484
																													50	38
	60							300																					80	98
																													80	98
	1226	20	672	2	440			4640			30	144			160						602			350	50	579	2878	20753		

* This will include only such cheese as is made upon the farm. Milk sent to cheese factories will be regarded as milk sold off the farm.

189

SCHEDULE 3.—Productions of Agriculture in Clay Township, in the County of Shelby, in the Post Office: Clarence



Name of Agent, Owner, or Manager.	ACRES OF LAND.			PRESENT CASH VALUE.		Total amount of wages paid during the year, including value of board.	LIVE STOCK, JUNE 1, 1870.							PRODUCE DURING THE YEAR.									
	Improved.	UNIMPROVED.		Of farm.	Of farming implements and machinery.		Horses.	Mules and Asses.	Milch Cows.	Working Oxen.	Other Cattle.	Sheep.	Swine.	Value of All live stock.	WHEAT.		Eye.	Indian Corn.	Oats.	Barley.	Buckwheat.	Rice.	Tobacco.
		Wood-land.	Other unimproved.												Dolls.	Dolls.							
	No.	No.	No.	No.	No.		No.	No.	No.	No.	No.	No.	No.	Dolls.	Dolls.	Dolls.	Dolls.	Dolls.	Dolls.	Dolls.	Dolls.	Dolls.	Dolls.
1 Taylor Perry	60	90	180	4800		50	9	1	6	6	38	20	1124			750	450						
2 West Levi	34			432			2										No crop						
3 Strocher Wolfgang	25		55	1600			1		5	2	4		5	465		20	20					200	
4 Dehner Joseph	18	10	50	600			1		1				9	185		250	250						
5 Carothers Joseph	40	54		1500	250		5		6			25	10	840	75	100	100	100					
6 Swain John	6	30		500	25		2		1		2		12	280		150	100	50					
7 Smeeder Samuel	26	40	40	1500			2		2		2	14	30	508	15	50	50	40					
8 Smeeder John	30			600			2						12	349	10			160					
9 Tammins Milby	27		55	1200			1		1				5	170	25	100	100						
10 Richison James	60	40	20	200			2		5		7	20	10	665		675	675	150					
11 Carey Joe	36	10	50	2000			2		2			12	14	360		275	275	180					
12 Copenhagen John	100	55	45	5800	350		1		4		25	180	20	1975	75	600	600	400					
13 Campbell George	12			240			2		1				6	24		200	300						
14 Patton Matthew	40	40		1600	150		4		2		5	10	5	2225		400	400	400					
15 Patton Thomas	14	64		1200			1	2	1				5	365					No farm				
16 Bunn Benjamin	25	20	200	3500			2		5				11	394		175	175	300					
17 Harver John	30	20		600			2		4		1	10	7	477		250	250	50					
18 Clark Abraham	35			900			2		2			16	14	560					No crop				
19 Patterson Gladner	35			900			2							225	16	250	250	180					
20 Noble David	80	20	50	3000	150		2		2				15	375		600	600	225					
21 Smeeder William	60	80		1000			2		2		20	50	5	650		500	500	180					
22 Gray Isaac	28			680			4		1				6	365		200	200	160					
23 Gray William	20			2000			4		4		18	30	10	920		300	300	400					
24 Price James	10	30		2000			3		2		3	25	2	465		1000	1000	100					
25 Hawkins Bowley	70	24		2250	60		4		4		24	45	12	1197	14	150	150	300					
26 Jacobs John	80	80		3400	150		9		3		16	30	25	1360	60	300	3000	60				150	
27 Luman John	80	160		4000			3		2			14	6	378	48	150	150	240					
28 Weller Catherine	20			3300			1		2		2	8	4	140	30	300	300	125					
29 Sharp Clinton	60		30	1200			2		3				4	280	10	100	100	35					
30 Glahn William	40	50		3000	50		2		4				15	435		250	250						
31 Hurlinger Frederic	30			900			2		4				15	275		60	900						
32 Gormey James	20	40	30	1400	100		4		4		1	30	20	485	20		900	435					
33 McBrook Adeline	160	80		6000	650		9		7		37	14		2835			1800	300					
34 Wight Benjamin	80	20		1600	25		3		4		14		35	835				50	200				
35 Brown Madison	40	20		900			3		7		2		19	715			150	100					
36 Kirkwood Robert	200	200	200	6000	250		3	2	4		60	21	3	2285	30		100	300					
37 Connell John	40	20		400			2	2	5		2	68	15	468	18		50	130					
38 Crow Malachi	50			500	125		2		4				15	245			100	100					
39 Humalt Christoph	210	180		8000	900		9	2	15		95	35	25	6060			2000	800					
40 Humalt Joseph	250	240		7000	1200		4	14	7		120	17	20	8450	90		2000	800					
		2431	1701	7003	88402	4425	127	26	124	3	530	697	467	40606	536	60	18380	7000				350	

1
2 #
3
4
5
6
7
8
9
10
11
12
13
14
15 ✓
16
17
18 #
19
20
21
22
23
24
25
26
27
28
29
30
31 #
32
33
34
35
36
37
38
39
40

11.206

18650

State of Missouri, enumerated by me on the 9th day of June, 1870.

W. P. Patton, Ass't Marshal.

YEAR ENDING JUNE 1, 1870.

1	25	26	27	POTATOES.		30	31	32	DAIRY PRODUCTS.			36	SEED.			40	41	42	43	SUGAR.		46	BEES.		49	50	51	52			
				Irish.	Sweet.				Butter.	Cheese.*	Milk sold.		Clover.	Grass.	Hops.					Hemp.	Flax.		Flax-seed.	Maple.					Cane.	Wax.	Honey.
		75		10					200			10									20		100			175	695				
2																															
3		15							50																	300	625				
4		7		15																	15		200		1300	1448					
5		20							400			8									30			12	160	636					
6		22							100												40			15	60	275					
7		26		20					250			5									26			25	90	259					
8												6												100	70	276					
9				10					160			4															160				
10		60		8					160			3											60		170	850					
11		25		20					200			2									33			28	105	1380					
12		60		25					400			10									80		150	25	740	1667					
13		22							100												12			22	60	358					
14		16							150			24													75	812					
15																															
16				100					100			2													50	570					
17				20					250			40												25	85	622					
18																															
19				20					200			12													60	639					
20				20					150			20													140	847					
21				20					160																50	342					
22		10		10					50			3													48	301					
23		100							300			30												100	175	760					
24		25		25					250												30		20	25	115	269					
25		150		50		250			350			12											100	100	137	911					
26		78		50		40			250			24									50		30		440	1080					
27		50		110		100			250			50									15				40	957					
28		30		40					100												18			90	70	525					
29				10																					60	160					
30				10		100			200												40				60	440					
31		50		20					200												40			50	100	945					
32		100				95			350			60												25	216	1300					
33		40		50		75			100			120									40	150		40	270	2975					
34									200			15											50		50	850					
35				50		7			100															25	800	1150					
36		60				700			150	200		100									40	60			160	1781					
37				15																	30				25	250					
38		40		15					150			10													90	269					
39		150		25					400			140												30	611	3486					
40				50		40			300			140													704	3674					
	1264			821		1407			6700	200		850											559	250	660	737	7861	34351			

* This will include only such cheese as is made upon the farm. Milk sent to cheese factories will be regarded as milk sold off the farm.

15 H 19

SCHEDULE 3.—Productions of Agriculture in Clay Township, in the County of Shelby, in the

Post Office: Clarence



Name of Agent, Owner, or Manager.	ACRES OF LAND.			PRESENT CASH VALUE.		Total amount of wages paid during the year, including value of board.	LIVE STOCK, JUNE 1, 1870.								PRODUCE DURING THE									
	Improved.	UNIMPROVED.		Of farm.	Of farming implements and machinery.		Horses.	Mules and Asses.	Milk Cows.	Working Oxen.	Other Cattle.	Sheep.	Swine.	Value of ALL live stock.	WHEAT.		Rye.	Indian Corn.	Oats.	Barley.	Buckwheat.	Rice.	Tobacco.	
		Wood-land.	Other unimproved.												Dolla.	Dolla.								No.
1	2	3	4	5	6	7	8	9	10	11	12	13	14	15	16	17	18	19	20	21	22	23	24	
Glanville Henry	28	42	10	1200	150		2		3		8	12	392		8		600	100						
Hutchingson James	25	95		200	150		2		1			2	250		15		80	160						
Peoples Jonathan	60	75	50	1800	100	200	4	3	5		6	30	26	790		15	600	300						
Hutchinson Ambrose	50	10	100	1800	150	40	2	1	2		4	20	14	454			100	200						
Branch John	40	40	80	1600	125		2		5		16		6	608		85	20	295						
Schwada John	60	60	20	1400	130	350	2		3		40	60	20	1380			100							
Cumpher Thomas	30	50		800	70		2		2	2		25	6	600		20	60							
Henry Joseph	60	60		1200	125		2		2			11	11	309				100						
Henry Jeff	60			900	76		1		1				2	130			60							
Hopper Solomon	100	20	65	4000	175	300	4		3		55	7	1369		50	400	400							
Brown Milton	50	40	110	2200	100		2		2			5	305			500								
Gurdy Henry	25	40	100	1200	100		2		2		2	19	9	345				400						
Hopper Charles	35	5	100	1200	125	100	3		2			6	9	225		10	200							
Hippenger David	12	28	400	400	75		2		2			6	4	259		48								
Hopper Gilliam	45		35	1680	150		2		2			40	2	239		80	300							
Hopper James	200	100	100	4800	200		4		8		38	9	2245		100	500								
Tracey John	8	22		360	25		2		2			8	365			400								
Smith Stephen	30			390	40		2		1			1	240			100	95							
Houston John	35			2400	25		2						200			125								
Traber George	40		40	3000	30		2		2			30	10	320		40	250							
Davis Durben	60		20	1500	100		2		2			5	280			100								
Melson William	36	25		2500	100		2		9			15	12	610			1000							
Balcom Samuel	50	20	95	1000	130		2		1				240											
Mendel Elias	35	20	50	900	125		2		1			5	260		95	300								
Harvill David	40			1200	135		2						150			run farm								
Canther James	40		20	1800	120		2		1			4	250			200								
Adams John	28	16	21	2000	150		3		4			6	380			100								
Robinson William	40	60		2700	150		2		2			16	295		60	500	200							
Bridstone Frank	12	17		300	125				3	4		12	470		65	200	300							
Sheets Isaac	30	10	40	800	130				2	1			15	400			500	150						
Willis Francis	7		53	400	30		2		1				3	250			100							
Collins Thomas	20	30		500	25		2	4	4		6	8	14	490			200							
Byers James	100	100		4000	200	100	6	6	6		13	25	8	1205		450	500							
Bingley Dewitt	80			800	150		3		11		58	88	8	1000			300	150						
Smclair Robert	100		60	1500	150		1		2				130											
Smclair John	60		70	1100	75		1		1				5	160				150						
Mears John	65	112		1975			1		4		2	8	20	300			200	150						
Mears Lucius	65	112		1975			1						15	320			200	150						
Stearns Joseph	50	60	10	2000	150		2		5		7	50	16	700		127		150						
Dove Richard	10		30	450	20		2		1				1	700		91		100						
	1906	1474	1680	61150	4176	1090	86	20	88	2	284	454	315	19703	954	200	8545	3563						

109 245 169 8545 3563

State of Michigan, enumerated by me on the Nov 13th day of June, 1870.

W. H. Fallon, Ass't Marshal.

YEAR ENDING JUNE 1, 1870.

YEAR ENDING JUNE 1, 1870.																									TOTAL VALUE.						
Cotton.	Wool.	Peas and Beans.	POTATOES.		Orchard products.	Wine.	Produce of Market Gardens.	DAIRY PRODUCTS.			SEED.				Hemp.	Flax.	Flax seed.	Silk cocoons.	SUGAR.		Molasses.	BEES.		Forest products.	Value of Home Manufactures.	Value of animals slaughtered or sold for slaughter.	Estimated value of all farm production, including herds and flocks, and additions to stock.				
			Irish.	Sweet.				Butter.	Cheese.*	Milk sold.	Hay.	Clover.	Grass.	Hops.					Maple.	Cane.		Wax.	Honey.					Dolls.			
Bales (50 lbs.)	Lbs.	Bush.	Bush.	Bush.	Dolls.	Gallons.	Dolls.	Lbs.	Lbs.	Gallons.	Tons.	Bush.	Bush.	Lbs.	Tons.	Lbs.	Bush.	Lbs.	Lbs.	Hds. (1,000 lbs.)	Gallons.	Lbs.	Lbs.	Dolls.	Dolls.	Dolls.	Dolls.				
25	26	27	28	29	30	31	32	33	34	35	36	37	38	39	40	41	42	43	44	45	46	47	48	49	50	51	52				
			30						150		4															12	50	625	1		
	60								150		6																80	308	2		
	90								100		20																240	735	3		
	50								50		10																160	362	4		
	25								100																		45	317	5		
	100								100																		75	725	6		
	150								200																		30	218	7		
											5																	67	8		
																											37	9			
									100		60																90	1020	10		
									50																		30	412	11		
	30								100																		70	410	12		
									50												60						60	332	13		
									50																		62	92	14		
	14				50				160		15										20						50	619	15		
	100				100				230		60																150	140	1335	16	
									150												40						120	477	17		
											14																	140	329	18	
									100																		10	135	19		
	100								100		5																		245	20	
	15								100		4																	60	191	21	
	160								50		10																600	1502	22		
																											15	15	23		
									50																		20	379	24		
	25																													25	
	25								100																		80	263	26		
									100												30								1271	27	
		30			165				100		5										14					100	902	28			
									200		7										30						144	903	29		
									40																	100	445	30			
									100																		40	140	31		
	15								150												40						85	323	32		
	30								35																		205	655	33		
																											430	660	34		
									150		25																		210	35	
									80		15																		140	36	
						10					15										15						60	589	37		
						10					15										15						60	589	38		
	100					20			150												40					100	170	584	39		
									100																			38	194	40	
		30	30		355				3435		292																			40	
																															40

* This will include only such cheese as is made upon the farm. Milk sent to cheese factories will be regarded as milk sold off the farm.

1064

352

3549

17308

SCHEDULE 3.—Productions of Agriculture in
 Post Office: Clarance

Clay Township in the County of Shelby, in the



1 Name of Agent, Owner, or Manager.	ACRES OF LAND.			PRESENT CASH VALUE.		7 Total amount of wages paid during the year, in- cluding value of board.	LIVE STOCK, JUNE 1, 1870.								PRODUCE DURING THE										
	Improved.	UNIMPROVED.		Of farm.	Of farming imple- ments and ma- chinery.		Horses.	Mules and Asses.	Milch Cows.	Working Oxen.	Other Cattle.	Sheep.	Swine.	Value of ALL live stock.	WHEAT.		Rye.	Indian Corn.	Oats.	Barley.	Buckwheat.	Rice.	Tobacco.		
		Wood-land.	Other unim- proved.												Dolls.	Dolls.								No.	No.
	No.	No.	No.	Dolls.	Dolls.		Dolls.	No.	No.	No.	No.	No.	No.	Dolls.	Bush.	Bush.	Bush.	Bush.	Bush.	Bush.	Bush.	Bush.	Lbs.	Lbs.	
1 Rawson Juliana	40	20	20	800	100		3	3			18	8	490		50									1	
2 Vanhoughton Cook	25	0	120	9500	250	100	4	6	2		50	60	1590		380				500					2	
3 Edwards Nathan	40	60		2000	50		1	4		5		14	370		100		275							3	
4 Crawford John	90	70		3200	400		7	7		3	14	2	1100		60				460					4	
5 Sharrett David	60			1247			2						250						1300					5	
6 Loney William	17	20		1000	35		2	1				21	8	250		21								6	
7 Kader Abner	30	50		900	48		2	1				8	18	350				100						7	
8 Brewington Sampson	20	20		400	60		3	1	2	3	17	9	420				60	200						8	
9 Richardson James	20			300	30		3	2					370											9	
10 Carothers Lewis	230	100	160	5000	200	600	5	2	5	25	40	25	1730		365	330	1500	600						10	
11 Whitley Catherine	20			200	30		4	3		4	12	12	600		30		100	125						11	
12 Hampton Philletas	25	40		8000	100			2	2				200				50	100						12	
13 Culver Asa	95	50	100	7500	200	250	6	11		20	125	35	2000		15		200	400						13	
14 Luke David	43			400	50		3	1				7	8	370				100						14	
15 Hoels Peter	20	20		400	75		2	1				11	16	260											15
16 Keelson Benjami	40	120		2800	125	40	5	8		16	38	20	890		6		50	100						16	
17 Gould Aaron	120	30	40	5000	130	100	2	2	2			10	830		130	50								17	
18 Gnanby Stephen	140	100	40	2800	250	115	3	1	4	2	25	20	60	1200		40	20	1000	900					18	
19 Gnanby William	50			900	35		2	3		2	16	16	490		50		600	100						19	
20 Hooper Pink	25	90		60	125	100	9	3		9	7	9	460				150	600						20	
21 Aikens Eustace	120	180		6500			2	4	9			30	5	1440				No Crop						21	
22 Lewis Ruben	240			5000				8	2	9			45	1585				500	600					22	
23																								23	
24																								24	
25																								25	
26																								26	
27																								27	
28																								28	
29																								29	
30																								30	
31																								31	
32																								32	
33																								33	
34																								34	
35																								35	
36																								36	
37																								37	
38																								38	
39																								39	
40																								40	
Total	1745	1090	364	62960	2291	1305	70	8	86	10	120	434	373	1711	1247	400	4585	6985							

State of *Missouri*, enumerated by me on the *14th & 15th* day of *June*, 1870.

W. A. Poillon, Ass't Marshal.

YEAR ENDING JUNE 1, 1870.

Cotton. Bales (150 lbs.)	Wool. Lbs.	Pens and Demos. Bush.	POTATOES.		Orchard products. Dolls.	Wine. Gallons.	Produce of Market Gardens. Dolls.	DAIRY PRODUCTS.			SEED.			Hemp. Tons.	Flax. Lbs.	Flax-seed. Bush.	Silk cocoons. Lbs.	SUGAR.		BEES.		Forest products. Dolls.	Value of Home Manufactures. Dolls.	Value of animals slaughtered or sold for slaughter. Dolls.	TOTAL VALUE. Estimated value of all farm produc- tion, including live- stock, and addi- tions to stock. Dolls.			
			Irish. Bush.	Sweet. Bush.				Butter. Lbs.	Cheese.* Lbs.	Milk sold. Gallons.	Hay. Tons.	Clover. Bush.	Grass. Bush.					Hops. Lbs.	Maple. Lbs.	Cane. Hhls. (1,000 lbs.)	Molasses. Gallons.					Wax. Lbs.	Honey. Lbs.	
25	26	27	28	29	30	31	32	33	34	35	36	37	38	39	40	41	42	43	44	45	46	47	48	49	50	51	52	
			30					100																		180	1	
	100		100		50			600			30		25-35												600	1985	2	
	4		15		15			100			10														60	476	3	
	120							200			8														70	528	4	
																					160					520	5	
	35		8					75																	50 68	180	6	
	16																				15				20 60	168	7	
	47		20					100																	50 100	358	8	
			50																		40					45	9	
	250		60		100			200			60		5												48	3733	10	
	30		60					100													125				130	356	11	
								50																		80	12	
					50			200			60														60	960	13	
																										90	14	
			20																						120	140	15	
	130		20					200			60														40 240	816	16	
			40																								200	17
			75					100			8														80 130	179	18	
	100			12				200			20														30	520	1162	19
																										60	450	20
																												21
	250										80															200	1420	22
																												23
																												24
																												25
																												26
																												27
																												28
																												29
																												30
																												31
																												32
																												33
																												34
																												35
																												36
																												37
																												38
																												39
																												40
1085			478	12	215			2225			336		30												410	190	2916	13950

*The Original Returns are correct - the errors have been made in duplicating
 corrected from the original returns
 W. A. Poillon
 Asst Marshal*

* This will include only such cheese as is made upon the farm. Milk sent to cheese factories will be regarded as milk sold off the farm.

SCHEDULE 3.—Productions of Agriculture in

Jackson, in the County of Shelby

Post Office: Hummel



Table with 24 columns: Name of Agent, Owner, or Manager; Acres of Land (Improved, Woodland, Other unimproved); Present Cash Value (Of farm, Of farming implements and machinery); Total amount of wages paid during the year; Live Stock (Horses, Mules and Asses, Milch Cows, Working Oxen, Other Cattle, Sheep, Swine, Value of ALL live stock); Produce during the year (Wheat: Spring, Winter; Rye; Indian Corn; Oats; Barley; Buckwheat; Rice; Tobacco).

3962 227

140

30749

6475

1130

State of Michigan, enumerated by me on the 5th, 1870 day of August, 1870.

W.H. Puller, Ass't Marshal.

YEAR ENDING JUNE 1, 1870.

1	2	3	POTATOES.		Orchard products.	Wine.	Produce of Market Gardens.	DAIRY PRODUCTS.			SEED.			Hemp.	Flax.	Flax-seed.	Silk cocoons.	SUGAR.		Molasses.	BEES.		Forest products.	Value of Home Manufactures.	Value of animals slaughtered or sold for slaughter.	TOTAL VALUE.	1		
			Irish.	Sweet.				Butter.	Cheese.*	Milk sold.	Hay.	Clover.	Grass.					Hops.	Maple.		Cane.	Wax.						Honey.	Dolls.
25	26	27	28	29	30	31	32	33	34	35	36	37	38	39	40	41	42	43	44	45	46	47	48	49	50	51	52	2	
																												2	
	60							200													25					80		3	
																													4
	60		25		50			100			10																130	5	
	100				200			200			35										40		50				112	6	
																													7
	400		50		100			600			300																600	8	
	15							200			7																240	9	
																													10
								50																			120	11	
																											100	12	
	50		50		50			250			44										100					130	135	13	
																										45	75	14	
	300		25		100			800			80										40					450	225	15	
	130				100			150			14										80					290	1037	16	
	14							150													40					100	567	17	
	20		100					50			5															90	260	18	
	30		10					100																		180	490	19	
	25							80													30					90	205	20	
	100		25		25			150			16															75	366	21	
								100																		45	275	22	
	30				50			100			30															140	490	23	
	25										30										12					60	314	24	
								50			5															360	670	25	
								100			24										80					90	494	26	
	300							100			30															600	2275	27	
								200			14															60	570	28	
																													29
																											120	280	30
	100		20					150			24										45					300	969	31	
								100													8					160	260	32	
			25					150													25					50	270	33	
			80					200																		80	270	34	
	18		20					100																		80	157	35	
	16							50																		25	105	36	
																													37
	40							350			6															285	686	38	
	100		25		39			400			50										80					120	565	39	
	45		20					250																		155	330	40	
	1978		475		714			5450			724										575		50			5539	21621		

* This will include only such cheese as is made upon the farm. Milk sent to cheese factories will be regarded as milk sold off the farm.

#

SCHEDULE 3.—Productions of Agriculture in *Jackson Township*, in the County of *Shelby*, in the
 Post Office: *Hunnewell*



Name of Agent, Owner, or Manager.	ACRES OF LAND.			PRESENT CASH VALUE.		Total amount of wages paid during the year, including value of board.	LIVE STOCK, JUNE 1, 1870.								PRODUCE DURING THE YEAR.								
	Improved.	UNIMPROVED.		Of farm.	Of farming implements and machinery.		Horses.	Mules and Asses.	Milch Cows.	Working Oxen.	Other Cattle.	Sheep.	Swine.	Value of All Live Stock.	WHEAT.		Rye.	Indian Corn.	Oats.	Barley.	Buckwheat.	Rice.	Tobacco.
		Woodland.	Other unimproved.												Dolls.	Dolls.							
	No.	No.	No.	Dolls.	Dolls.		No.	No.	No.	No.	No.	No.	No.	Dolls.	Bush.	Bush.	Bush.	Bush.	Bush.	Bush.	Bush.	Lbs.	Lbs.
1	2	3	4	5	6	7	8	9	10	11	12	13	14	15	16	17	18	19	20	21	22	23	24
<i>How James</i>	40	80		2000			2		2		6	17	12	540		30	25	200	300				
<i>Finney James</i>	25	55		1200			2		2		8	3	820		15	15	150	20					
<i>Mayer James</i>	140	120	100	6000			12		6		18	50	50	2340		100	65	100	450				
<i>Clarkston Edgar</i>	40	30		1500			2		1		7	5	270		25			50					
<i>Burditt Doctor</i>	25	15		800					1			7	75		75		100	150					
<i>Sherry James</i>	160	160		5000			8		9		11		31	575		50	50	250	700				
<i>Mayer William</i>	25	55		1200			4		3		10	18	820		89		75	100					
<i>Mayer Robert</i>	35	7		800			2	1	2		12	12	425		117		30	150					
<i>How Samuel</i>	200	235		6000			5		8		5	50	30	875		66	34	100	700				
<i>Parvine James</i>	50	110		2400			8		4		1	14	17	560		72			150				
<i>Finney Benjamin</i>	55	25		800			2		5		2	3	20	570				100	330				
<i>Finney James</i>	30	50		1200			5		9		25		20	1710		40		200	100				
<i>Freeland Francis</i>	80	80		2400			6		5		16	30	965	60			50	200					
<i>Dennis William</i>	130	20		2500			8		3		16	7	8	470				100	130				
<i>Mitchell Thomas</i>	120	80		4000			5	3	3		7		25	980		275		600	400				
<i>Jones Thomas</i>	140	50		2500			1	1	3		30	8	35	385				1000	100				
<i>Jones Buriah</i>	120			1800			2		2					280		60							
<i>Wood Henry</i>	35			600			2		2				6	310									
<i>Blackburn Rankin</i>	100	20	40	2400			5		8					620									
<i>Dehaven Samuel</i>	130	70	300	7000			3				8		15	890		40			300				
<i>Wilhoit Meriman</i>	50	30		1200			3		3		5		16	615		160			100				
<i>Parker William</i>	100	170		3000			4		5		10	18	24	1015		200		400	200				
<i>Wilhoit Wilhoit</i>	160			2400			3		3		15	15	25	870		<i>new farm 200</i>							
<i>Fish William</i>	50	30		1200			2		5					390		<i>new farm</i>							
<i>Snyder Sarah</i>	70	130		5000			4		3		10	20	820		200								
<i>Parker George</i>	185	100	85	4500			4	32	6		9	19	46	3342		200		400	200				
<i>Merrell Henry</i>	40	35		2400			2		1		2		10	350									
<i>Hewitt James</i>	20	40		1000							<i>new farm</i>												
<i>Bradley Riley</i>	60	40		1800			2		2		21	10	850		40	90		100					
<i>Spigly William</i>	55	100	10	2500			8		2		3		15	1020				100	250				
<i>Gilcrest Charles</i>	100	130		4000			12		6		25	75	25	2395		99		200	300				
<i>Govch Fandy</i>	140	140		4500			6	2	9		17	28	45	4889		144	140	650	400				
<i>Jarrison James</i>	340			4500			3	3	7		4		10	1050									
<i>Davis Parcell</i>	200	80	180	5000			6		10		40	30	20	2895		37	20	150	400				
<i>Graham Alexander</i>	60	40	750	16000			3	2	4	2			4	830		<i>new farm</i>							
<i>Thomas John</i>	50	70		1500			6		6		12	31	18	1020		88		300					
<i>Brown Samuel</i>	60	50		1700			1		1				5	165				300					
<i>Dave Anthony</i>	80	130		3500			6		6		11	26	8	1280		54		600					
<i>Moore John</i>	50	50		1400			5		4	2	23	14	982					300	300			1000	
<i>Spivins Daniel</i>	100	80		3000			6		4		9	25	8	1065		84		500	400				
		3580	2747	1475	4400		160	44	158	4	290	515	667	1000	100	2096	329	7055	7080			1000	

37.019

120.111

State of *Massachusetts*, enumerated by me on the *8th, 7th, 9th, 10th* day of *August*, 1870.

W. H. Pullen, Ass't Marshal.

YEAR ENDING JUNE 1, 1870.

Cotton.	Wool.	Peas and Beans.	POTATOES.		Orchard products.	Wine.	Produce of Market Gardens.	DAIRY PRODUCTS.				SEED.			SUGAR.				BEES.		Forest products.	Value of Home manufactures.	Value of animals slaughtered or sold for slaughter.	Estimated value of all farm production, including bet-terms and additions to stock.				
			Bales (40 lbs.)	Lbs.				Bush.	Bush.	Bush.	Dolls.	Dolls.	Dolls.	Lbs.	Lbs.	Gallons.	Tons.	Bush.	Bush.	Lbs.					Tons.	Lbs.	Bush.	Lbs.
25	26	27	28	29	30	31	32	33	34	35	36	37	38	39	40	41	42	43	44	45	46	47	48	49	50	51	52	
	34		20		40			100				1														110	760	
	37							100				1														110	176	
	100							300				40									40					940	1700	
																										140	160	
								50													30					120	325	
			50		100			450				24									75		200			200	1059	
	35		20					150													70					210	420	
	25							100																		100	275	
	100				50			800				36														310	1101	
	25				25			150														20		60		80	296	
	30				75			400				14														75	551	
																										140	330	
	34							150																		150	560	
	18							150													15					100	282	
								100				10														350	1110	
								150																		200	1302	
								150																		60	97	
								50				10														112	242	
								150				20														360	495	
								X				10														200	380	
								150																		120	232	
	125				50			400				10									120					250	1120	
												24														180	604	
	30				15			150				24														150	754	
	42							100													60					120	385	
												20														100	1244	
	170				50			400				14									20					240	1054	
	80							400				48													100	180	1612	
	180		15		250			450				160															360	2055
	70		20					150				32									20					60	628	
			50					50				12																334
	65							300				24									60					160	943	
	60							300				16														120	790	
	30		50					230				4														180	808	
	1310		205		655			6080				550									500				460	450	24189	

* This will include only such cheese as is made upon the farm. Milk sent to cheese factories will be regarded as milk sold off the farm.

6257

SCHEDULE 3.—Productions of Agriculture in *Jackson Township*, in the County of *Shelby*, in the

Post Office: *Husnewell*



Name of Agent, Owner, or Manager.	ACRES OF LAND.			PRESENT CASH VALUE.		Total amount of wages paid during the year, including value of board.	LIVE STOCK, JUNE 1, 1870.								PRODUCE DURING THE YEAR.									
	Improved.	UNIMPROVED.		Of farm.	Of farming implements and machinery.		Horses.	Mules and Asses.	Milch Cows.	Working Oxen.	Other Cattle.	Sheep.	Swine.	Value of ALL live stock.	WHEAT.		Rye.	Indian Corn.	Oats.	Barley.	Buckwheat.	Rice.	Tobacco.	
		Wood-land.	Other unimproved.												Dolls.	Dolls.								Spring.
	No.	No.	No.	Dolls.	Dolls.		No.	No.	No.	No.	No.	No.	No.	Dolls.	Bush.	Bush.	Bush.	Bush.	Bush.	Bush.	Bush.	Lbs.	Lbs.	
1	2	3	4	5	6	7	8	9	10	11	12	13	14	15	16	17	18	19	20	21	22	23	24	
<i>Parish James</i>	25	32		1000			2	1				6	170				250							
<i>Saunders Susan</i>	100	150		2800			7	4		5	35	15	1135		30		250	240						
<i>Moore Joseph</i>	25	35		800			4	2		11		12	860				200							
<i>Moore Benjamin</i>	85	80		1900			2	3			14	20	434		120		250	200						
<i>Mentying Wm</i>	12	70	70	2500			4	5			24	6	646				150							
<i>Cochran Alex'de</i>	150	100		3000			7	4		35	40	25	210		200		100							
<i>Fleeto George</i>	16			256			1						100				300							
<i>Hughes Thoma</i>	40			800			3	2		4	12	15	585				100	100						
<i>Wes Mary</i>	15	65		1200			3	3		2	10	5	215				100							
<i>Wrayder Peter</i>	25		2	500			2	3			12	6	362				100							
<i>Wes James</i>	150	30		2400			5	3		2	15	40	895				200							
<i>Wes Rosa</i>	30	100		2400			2	2		5	10	5	465				150							
<i>Coleman Robt</i>	40	40		2000			3	2			25	9	450			70	200	30						
<i>Dewett Delancy</i>	15	45		1000			2	2		1		3	130											
<i>Moore Chas</i>	15	65		1200			2	4	2			5	530		16		30	40						
<i>Gain Robt</i>	40	60		2000			9	4		7	35	11	1360		80		200	50						
<i>Williams Geo</i>	100	60		3000			2	3		10		4	636		45		1000	240						
<i>Givans John</i>	45			1200			3	4		2		6	550		85		350	150						
<i>Townsend Ezeckiel</i>	40		40	1200			2	1				6	270				All farm							
<i>Mouldo Louis</i>	60	60		1500			4	6		6	38	20	968		100		250	150						
<i>Blackford James</i>	20	60		1200			2	3			10	11	385		50		100	100						
<i>Moore Thos</i>	35	45		1600			2	2		2	10	11	400		40		100	70						
<i>Fry Henry</i>	25	35		1000			2	2		2		7	375		28			71						
<i>Stone John</i>	30	10		1000			3	2		2		11	495		50			50						
<i>McElson Jacob</i>	25	30		900			3	1	2		15	7	525		30		100	70						
<i>Blackford James</i>	80	17		3500			4	5		4		3	735		9		150	150						
<i>Tenny John</i>	35	25		1000			2	2		6	25	15	560		60	20	600							
<i>Ridge William</i>	300	300	200	10000			16	5	8		93	12	5372		240		1500	690						
<i>Driebach Henry</i>	160	40		4500			4	3		3		12	880		60		500	500						
<i>Baker Resin</i>	125	200		5000			6	7		30	45	15	1121		20			700						
<i>Baker James</i>	10	30		600			3	3		8		3	695		20		60	100						
<i>Calamar Rufus</i>	33			900			6	4				50	975		14		150	300						
<i>Evans Rufus</i>	75	200		2800			3	2		11	14	13	488		108		250	300						
<i>Evans John</i>	150	100	160	5500			3	2	4		5	15	885		69		700	900						
<i>Evans Solomon</i>	155	320		4000			2	2	5		15	15	1140											
<i>Gaine George</i>	100	100		3000			4	3		3		20	711		100		1500	150						
<i>Lighner Peter</i>	160	78	100	6000			10	5		58	75	16	3631		40		100	140						
<i>Bell William</i>	30	10		800			3	3		3	30	5	365		33		300	30						
<i>Broughton</i>	200	200	200	10000			9	2	3		35	14	2619		91		100	400						
<i>Goock James</i>	200	160		6000			9	8		30	14	15	1724				700	150						
	3006	3052	772	106956			165	12	134	2	400	549	508	35352	1738	90	11090	6071						

State of Missouri, enumerated by me on the 11th 12th day of August, 1870.

W. D. Scillon, Ass't Marshal.

YEAR ENDING JUNE 1, 1870.

Cotton. Bales (50 lbs.)	Wool. Lbs.	Peas and Beans. Bush.	POTATOES.		Orchard products. Dolls.	Wine. Gallons.	Produce of Market Gardens. Dolls.	DAIRY PRODUCTS.			SEED.			SUGAR.			BEES.		Forest products. Dolls.	Value of Home Manufactures. Dolls.	Value of animals slaughtered for sale for slaughter. Dolls.	TOTAL VALUE. Dolls.							
			Irish. Bush.	Sweet. Bush.				Butter. Lbs.	Cheese.* Lbs.	Milk sold. Gallons.	Hay. Tons.	Clover. Bush.	Grass. Bush.	Hops. Lbs.	Hemp. Tons.	Flax. Lbs.	Flax-seed. Bush.	Silk cocoons. Lbs.					Maple. Lbs.	Cane. 1000 lbs.	Molasses. Gallons.	Wax. Lbs.	Honey. Lbs.		
25	26	27	28	29	30	31	32	33	34	35	36	37	38	39	40	41	42	43	44	45	46	47	48	49	50	51	52		
																					15				140	345			
	60		20					150			40										60				180	350			
								100																	120	295			
	35							100			2														125	382			
	35							200																	140	317			
	60							200			20														180	635			
																									100	325			
	70							100																	60	240			
								150																	75	212			
								150																	85	217			
	30							100													40				150	353			
																									40	152			
	90																				30				115	446			
								100																	14	39			
								150																	30	117			
	100							250			8										20				75	305			
								150			20														75	1127			
								250																	60	440			
	100							250			10										160				144	714			
	60																								120	290			
	50							200																	60	235			
			25					100																		180	273		
			20								6										20				10	131			
	60							30													25				90	302			
					70						4										40	100			180	584			
								200													40				200	790			
	80				300			400			80										35	100			360	2827			
								200			70														140	1180			
	90		25					450			100												100		200	1364			
	10							150																	30	202			
	22																				10				80	423			
	25							150																	150	617			
			40					450			70														180	681			
	20							100													100	Correct				85			
	100					75		350			100										25				160	2275			
																											100		
	100							100			12										40				100	317			
	30				95			300			14														120	635			
	30				100			300			40														160	1185			
	1277		130		638			6180			596										660		300						

* This will include only such cheese as is made upon the farm. Milk sent to cheese factories will be regarded as milk sold off the farm.

4388
21509
#

SCHEDULE 3.—Productions of Agriculture in Jackson Township, in the County of Shelby, in the Post Office:



1	ACRES OF LAND.			PRESENT CASH VALUE.		Total amount of wages paid during the year, including value of board.	LIVE STOCK, JUNE 1, 1870.								Value of all live stock.	PRODUCE DURING THE YEAR.																				
	Improved.	UNIMPROVED.		Of farm.	Of farming implements and machinery.		Dolls.	Dolls.	Dolls.	Horses.	Mules and Asses.	Milk Cows.	Working Oxen.	Other Cattle.		Sheep.	Swine.	WHEAT.																		
		No.	No.															No.	No.	No.	No.	No.	No.	No.	No.	No.	Dolls.	Spring.	Winter.	Rye.	Indian Corn.	Oats.	Barley.	Buckwheat.	Rice.	Tobacco.
2	3	4	5	6	7	8	9	10	11	12	13	14	15	16	17	18	19	20	21	22	23	24														
1	Wood Chad	50	60		1800			2	1	2				20	490			81		300	67															
2	Wood Henry	40	30		700				2	3				12	380			100																		
3	Douglass John	160		130	2500			4		8		30	40	30	1810			100		900	400															
4	Turner Edw	61	10		1400			3		2		9	9	19	684					250	100															
5	Turner Jas	80			1200			4		2				9	525			40		195	300															
6	Turner John	58			1000			2		4		10		9	615					100																
7	Dill James	60	40		2000			2		1		3		8	370					250																
8	Wood Elijah	28	20		800			3		2		4	15	10	565					250																
9	Valeo William	95	70	60	3350			6		2		5		12	890																					
10	Hards Baptist	90	31		1850			4		3				10	560					200	300															
11	Haggarty Jackson	130			2600			6		2		3	80	30	1000			30		100	900															
12	Stephenson James	150	130		4950			4		3		12	10	90	990					750																
13	Timberlake Jas	80	40		2200			3		2		3		8	510					250																
14	Wood Mary	140			2800			4		4		15	20	8	1070			15		300	250															
15	Tovin Garnett	60	40	100	3300			2	2	2				20	25	625			50																	
16	Jarett John	30	90		1950			3		5		10		8	840					1000	250															
17																																				
18																																				
19																																				
20																																				
21																																				
22																																				
23																																				
24																																				
25																																				
26																																				
27																																				
28																																				
29																																				
30																																				
31																																				
32																																				
33																																				
34																																				
35																																				
36																																				
37																																				
38																																				
39																																				
40																																				
		1304	561	290	34460			52	4	46		104	194	308	11924			496		4845	2567															

State of Michigan, enumerated by me on the 13th 15th day of August, 1870.
W. J. Poller, Ass't Marshal.

YEAR ENDING JUNE 1, 1870.																									TOTAL VALUE.				
Cotton. Bales (50 lbs.)	Wool. Lbs.	Peas and Beans. Bush.	POTATOES.		Orchard products. Dolls.	Wine. Gallons.	Produce of Market Gardens. Dolls.	DAIRY PRODUCTS.			SEED.			Flax. Lbs.	Flax-seed. Bush.	Silk cocoons. Lbs.	SUGAR.		Molasses. Gallons.	BEES.		Forest products. Dolls.	Value of Home Manufactures. Dolls.	Value of animals slaughtered or sold for slaughter. Dolls.	Estimated value of all farm products, including farm implements and additions to stock. Dolls.				
			Irish. Bush.	Sweet. Bush.				Butter. Lbs.	Cheese.* Lbs.	Milk sold. Gallons.	Hay. Tons.	Clover. Bush.	Grass. Bush.				Hops. Lbs.	Hemp. Tons.		Maple. Lbs.	Cane. Hhds. (1,000 lbs.)					Wax. Lbs.	Honey. Lbs.		
25	26	27	28	29	30	31	32	33	34	35	36	37	38	39	40	41	42	43	44	45	46	47	48	49	50	51	52		
								100																140	140	631	1		
								150																25	25	62	2		
	900				100			400			50													240	240	1400	3		
								100																			240	4	
								100																			395	5	
								300																			125	6	
																								95	95	950	7		
								100																90	90	490	8		
								150			70													180	180	904	9		
	75							150			10										40			200	200	1334	10		
	600							50			40										30			120	120	1742	11		
								150																175	175	337	12		
								200																150	150	425	13		
																											490	14	
											50														240	240	600	15	
											15														100	100	990	16	
																													17
																													18
																													19
																													20
																													21
																													22
																													23
																													24
																													25
																													26
																													27
																													28
																													29
																													30
																													31
																													32
																													33
																													34
																													35
																													36
																													37
																													38
																													39
																													40
	1075				100			1950			235														170		1755	11421	

* This will include only such cheese as is made upon the farm. Milk sent to cheese factories will be regarded as milk sold off the farm.

SCHEDULE 3.—Productions of Agriculture in Jefferson Township, in the County of Shelby, in the Post Office: Clarence

33
No. 100

Name of Agent, Owner, or Manager.	ACRES OF LAND.			PRESENT CASH VALUE.		Total amount of taxes paid during the year, including value of board.	LIVE STOCK, JUNE 1, 1870.								PRODUCE DURING THE YEAR.								
	Improved.	UNIMPROVED.		Of farm.	Of farming implements and machinery.		Horses.	Mules and Asses.	Milch Cows.	Working Oxen.	Other Cattle.	Sheep.	Swine.	Value of all live stock.	WHEAT.		Rye.	Indian Corn.	Oats.	Barley.	Buckwheat.	Hops.	Tobacco.
		No.	Woodland.												Other unimproved.	Dolls.							
1	2	3	4	5	6	7	8	9	10	11	12	13	14	15	16	17	18	19	20	21	22	23	24
Baldwin Lewis	80	40	40	2400			3			12	55	4	1490										
Wood James	80	30	40	2000			6		4	44		30	2110				2500	340					
Ash George	80	30	40	2400			6		3	10		30	1060				1100	400					
Stone Philatus	300	280	420	28000			14	6	12	10		50	3030	3736		100							
De Wolf Frederick	80	40	80	3000			3		3			20	608		500		400	100					
Cayser Samuel	55	145		3500			3		2	24		20	1680		300		300	60					
Crutcher Henry	45	12		1200			5		6	3	25	20	960		48		500	75					
Brewer Simpson	20	40		1200			2		1			5	260		50		200						
Stallcup Sanford	200	120		4000			2		2	4	50	25	630		70		350	55					
Livingston James	40			1000			2		2			5	310				500	500					
Byrum John	120	10	40	3700			5		8	27	50	25	1790		30	35	250	365					
Moore Thomas	50			800			4		2	15			930		30		160						
Bohny Henry	45		35	1200			3		4	10		4	800				1000	300					
Corryther John	50	88	50	1400						No Stock							No Crop						
Akers Gustian	120		180	6000			5		3	30		5	1790										
Allen Samuel	20		12	800			1		1			2	160				300	40					
Ford William	160		160	4500			3		4	6	10	14	610				1500	80					
Comstock Calvin	170	220		5000			7		12	33	120	20	2390		300		1750	570					
Skinn William	45	50	50	2000			5		2	1		10	650				100	226					
Comrod Gottlieb	40			800			2		2	4		12	460		25		200	100					
Mitchell Thomas	80			1600			5		3	4	25	35	1025		80		1150	350					
Maupin Amicus	160		160	4500			6		6	5	44	30	1390		24		2500	225					
Miller James	60	140		3000			2		3	9		6	440				100	40					
Sharp James	60	80		2000			3		2	3		11	420				300	40					
Chinn Elijah	80	20		1600			10		5	43	20	40	2710				1000	200					
Thurkell Wiley	18	52		2000			2		2			1	285				No Crop						
Mendenhall Isaac	40	5		900			2		1			20	340				250	100					
Parr Tolly	40	10		1000			2		2			9	330				250	100					
Gillmore George	130	15	120	4000			5		5	3		20	890				500	200					
Lacey Gorham	27	53		1200			1		1			5	165				just Bought						
Culp Samuel	180	25	20	4000			8		4	20	65	28	1745		275	100	100	240					
Lisr George	40			800			2		1			3	255				New farm						
Walker Daniel	15			500			2						250				New farm						
Moore George	120		40	3200			2	2	3			6	370		200	100	350	500					
Faylor William	130	30	30	2600			5		7	30		50	2178				1250	280					
Faylor John	40	60	60	1800			2		2	5		30	580				1000	100					
Faylor David	80	80		1900			3		5	12		40	1060				1000	200					
Gaskill Warren	400	40		8000			8		62			60	3580		100		300	3000					
Whithead Henry	50		50	1800			2		1			8	280					100					
Dimmitt William	140	50	130	6000			5		4			32	670		125		1000	200					
		4110	1645	9757	10200		164	8	207		368	478	751	40681	5443	235	23000	9016					

127,200

72

State of *Wisconsin*, enumerated by me on the *18th 19th* day of *July*, 1870.

W.A. Fillion, Ass't Marshal.

YEAR ENDING JUNE 1, 1870.

Cotton.	Wool.	Peas and Beans.	POTATOES.		Orchard products.	Wine.	Produce of Market Gardens.	DAIRY PRODUCTS.			SEED.			SUGAR.			BEES.		Forest products.	Value of Home Manufactures.	Value of animals slaughtered or sold for slaughter.	TOTAL VALUE.							
			Irish.	Sweet.				Butter.	Cheese.*	Milk sold.	Hay.	Clover.	Grass.	Hops.	Temp.	Flax.	Flax-seed.	Silk cocoons.					Maple.	Cane.	Molasses.	Wax.	Honey.		
Rales (150 lbs.)	Lbs.	Bush.	Bush.	Bush.	Dolls.	Gallons.	Dolls.	Lbs.	Lbs.	Gallons.	Tons.	Bush.	Bush.	Lbs.	Tons.	Lbs.	Bush.	Lbs.	11lbs. (1,000 lbs.)	Gallons.	Lbs.	Lbs.	Dolls.	Dolls.	Dolls.	Dolls.			
25	26	27	28	29	30	31	32	33	34	35	36	37	38	39	40	41	42	43	44	45	46	47	48	49	50	51	52		
								350																		87	1		
								200			6															1540	3816	2	
								150			9															160	1217	3	
								500																		120	4076	4	
								50												80						120	532	5	
								100																		310	930	6	
	25							150			6									30						180	725	7	
								50																		45	247	8	
	60		20					600			60									12						320	1542	9	
			90					100																		140	950	10	
	175		90					250			40									12						240	1120	11	
			100					250																		190	1140	12	
								200																			50	13	
											<i>Pro Crop</i>																		14
								350																			60	15	
								50																		40	345	16	
								100																		360	1550	17	
	200		90					350			48															380	2693	18	
	25		30					50																		80	285	19	
								100																		80	275	20	
								250												40						180	1250	21	
	80							250			32									30					400	2490	22		
								50																		60	170	23	
								150			9															100	420	24	
	40							200			6															300	1230	25	
								100																				26	
								100																			25	26	
								100																		160	385	27	
								50																		150	390	28	
			20					100																		120	375	29	
																													30
	400		25					200			60															100	1215	31	
																													32
																													33
								150																				1037	34
								200																		300	1670	35	
								50																		100	900	36	
								200			100																350	1290	37
								200																			360	1935	38
								50																			75	122	39
																										360	1343	40	
	1005		465					6250			414																1390	51687	

* This will include only such cheese as is made upon the farm. Milk sent to cheese factories will be regarded as milk sold off the farm.

SCHEDULE 3.—Productions of Agriculture in Jefferson Township in the County of Shelby, in the Post Office: Clarence



Table with 24 columns: Name of Agent, Owner, or Manager; ACRES OF LAND (Improved, Wood-land, Other unimproved); PRESENT CASH VALUE (Of farm, Of farming implements and machinery); Total amount of wages paid during the year; LIVE STOCK, JUNE 1, 1870 (Horses, Mules and Asses, Milch Cows, Working Oxen, Other Cattle, Sheep, Swine, Value of ALL live stock); PRODUCE DURING THE YEAR (WHEAT: Spring, Winter, Eye, Indian Corn, Oats, Barley, Buckwheat, Rice, Tobacco).

Handwritten totals at the bottom of the table: 3786, 1128, 640, 5500, 134, 17, 129, 250, 629, 523, 21729, 138, 750, 710, 11,645, 5137.

SCHEDULE 3.—Productions of Agriculture in Jefferson Township, in the County of Shelby, in the Post Office: Clarence

1	ACRES OF LAND.			PRESENT CASH VALUE.		7	LIVE STOCK, JUNE 1, 1870.								PRODUCE DURING THE YEAR.										
	2	UNIMPROVED.		5	6		8	9	10	11	12	13	14	15	WHEAT.		18	19	20	21	22	23	24		
		3	4												16	17									
Name of Agent, Owner, or Manager.	Improved.	Woodland.	Other unimproved.	Of farm.	Of farming implements and machinery.	Total amount of wages paid during the year, including value of board.	Horses.	Mules and Asses.	Milk Cows.	Working Oxen.	Other Cattle.	Sheep.	Swine.	Value of all live stock.	Spring.	Winter.	Rye.	Indian Corn.	Oats.	Barley.	Buckwheat.	Rice.	Tobacco.		
	No.	No.	No.	Dolls.	Dolls.	Dolls.	No.	No.	No.	No.	No.	No.	No.	Dolls.	Bush.	Bush.	Bush.	Bush.	Bush.	Bush.	Bush.	Lbs.	Lbs.		
1	Martin William	160	40		3000		3	5	48	30	50	1980		25				1000	250						
2	Armstrong John	100	90	100	6000		4	6	30	15	10	1995		50	50			250	400						
3	Larwick Margaret	80	20		2000		6	6	3			20	1010		20			1000							
4	Ridgway George	20	40		1600		3	1					340												
5	Ridgway Joseph	80	40	20	2500		4	2	5	7	83	9	1118	50	100			300	125						
6	Ridgway John	40	40		1200		2	1					16	320	30			250							
7	Spider Andrew	15			460		2	1					12	5	270	18									
8	Gard Charles	40	10	160	3500			2	1	1			5	795	25				100						
9	Smith Souder	50	40		1400		6	1	3				14	900				30	75						
10	Ferguson Cassell	15	25		800		2	3					30	12	420			250							
11	Harvey Doctor	200	40		3500		5	19	6				30	15	1995	125		1000	900						
12	Cook Thomas	130	12		1800		2	2					14	285				500	120						
13	Wood Eliza	60	30		1600		3	3					15	450				400	200						
14	Thresher Joseph	60			1200		3	2					15	180				1500							
15	McGunder Mrs	80			1600		3	4	2	18			6	565				250	100						
16	Sydney William	150			2500		4	2					5	515											
17	Bent Oliver	30			600		2						3	215											
18	Hart Samuel	100	10	60	1700		4	7	4	2			32	840				500	250						
19																									
20																									
21																									
22																									
23																									
24																									
25																									
26																									
27																									
28																									
29																									
30																									
31																									
32																									
33																									
34																									
35																									
36																									
37																									
38																									
39																									
40																									
		1416	397	280	26960		58	24	55	95	213	231	14504	250	243			7200	2520						

State of *Michigan*, enumerated by me on the *23^d* day of *July*, 1870.
Wm. Fuller, Ass't Marshal.

YEAR ENDING JUNE 1, 1870.

	YEAR ENDING JUNE 1, 1870.																									TOTAL VALUE.				
	Cotton		Wool		Peas and Beans		POTATOES		Orchard products	Wine		Produce of Market Gardens	DAIRY PRODUCTS			SEED			SUGAR		BEERS		Forest products	Value of Home Manufactures	Value of animals slaughtered or sold for slaughter		Estimated value of all farm production, including borrows and additions to stock			
	Bales (50 lbs.)	Lbs.	Bush.	Bush.	Bush.	Dolls.	Gallons	Dolls.	Butter	Cheese*	Milk sold	Hay	Clover	Grass	Hops	Hemp	Flax	Flax seed	Silk cocoons	Maple	Cane	Molasses	Wax	Honey	Dolls.	Dolls.	Dolls.	Dolls.		
	25	26	27	28	29	30	31	32	33	34	35	36	37	38	39	40	41	42	43	44	45	46	47	48	49	50	51	52		
1		240		75					200			30															450	1820	1	
2		50							250			120															180	1079	2	
3									300																		140	986	3	
4									50																			25		4
5									250																		150	697	5	
6									50																		200	427	6	
7									50																		900	229	7	
8									50																			112		8
9									150																		170	291	9	
10									150																		185	400	10	
11		160							300			60															400	2110	11	
12									100																		60	210	12	
13									150																		90	480	13	
14									100																		250	1400	14	
15									200			4														120	496	15		
16									100																			25		16
17																														17
18				50					250																		100	480	18	
19																														19
20																														20
21																														21
22																														22
23																														23
24																														24
25																														25
26																														26
27																														27
28																														28
29																														29
30																														30
31																														31
32																														32
33																														33
34																														34
35																														35
36																														36
37																														37
38																														38
39																														39
40																														40
	450		125						2700			214															100	3295	11555	

* This will include only such cheese as is made upon the farm. Milk sent to cheese factories will be regarded as milk sold off the farm.



SCHEDULE 3.—Productions of Agriculture in Salt River Township, in the County of Shelby, in the Post Office: Hullman



1	Name of Agent, Owner, or Manager.	ACRES OF LAND.			PRESENT CASH VALUE.		Total amount of crops held during the year, including value of board.	LIVE STOCK, JUNE 1, 1870.								PRODUCE DURING THE										
		Improved.	UNIMPROVED.		Of farm.	Of farming implements and machinery.		Horses.	Mules and Asses.	Milch Cows.	Working Oxen.	Other Cattle.	Sheep.	Swine.	Value of all live stock.	WHEAT.				Barley.	Buckwheat.	Rice.	Tobacco.			
			Wood-land.	Other unimproved.												Dolls.	Dolls.	Spring.	Winter.					Rye.	Indian Corn.	Oats.
		No.	No.	No.	Dolls.	Dolls.		No.	No.	No.	No.	No.	No.	No.	Dolls.	Bush.	Bush.	Bush.	Bush.	Bush.	Bush.	Lbs.	Lbs.			
2	3	4	5	6	7	8	9	10	11	12	13	14	15	16	17	18	19	20	21	22	23	24				
1	Glenn James	80	80	30	5000			4	8	9	22	20	1200		20		200	100								
2	Wales Isaac	60	40	20	4320	160	200	5	4	10	12	20	972			20	200	200								
3	King James	40	20		800	160		3	2				880				100	200								
4	Moore Perry	35	100		2100	100		1	2				7	190			100									
5	Wales John	60	40	20	1900	160		2	3			20	5	345		60	20	150	100							
6	Bass James	60	100		7000			4	4				10	410			200	80								
7	Gurdane John	30	20		1000	100		2	1				11	8	300		80	50	50	160						
8	Wooster Johnathan	30			600			2	4	2	20	8	320				300	200								
9	Merriman Winchester	80	40		2500	175		2	2				250		18	18	100	350								
10	Scott Menard	30	40		1600	175		2	1				2	240		30	30	300	200							
11	Hayden Joseph	20	11		1000	75		3	4	19	12	9	700		25		100	100								
12	Hager Samuel	12	8		400	100		4	4			7	7	500				150								
13	Hayden James	12	28		1000	140		2	1	2		1	7	320		100		25	200							
14	Wren Benjamin	80			320	245		1	1	2	5	16	200				600	26								
15	Koff George	100	100		3000	200		2	2	8		25	670		80		1300	100								
16	Koff Thomas	100	200	80	1800	200		2	1	7		25	575		80		1600	100								
17	Winston Thomas	40	40		1000	125		8	6	4	30	15	1200		45		150	50								
18	Winston Richard	35	25		1000	100		3	5	3	25	10	560		40	10	50	50								
19	Carroll Pleasant	60	40		2200	125		3	2	6	3	19	30	1020		75		280	250							
20	Carroll Benjamin	60	60		2000	130		3	1	2	2	20	16	600		30		250	200							
21	Wheeler Mason	75	56		2500	130		5	3			12	680		76		250	322								
22	Bohon James	75	40	45	4000	150		3	1	3		25	645			75	270									
23	Wood David	65	95		3000	125		4	6	9	15	15	870		120	60	100	300								
24	Carroll Andrew	7	36		350	75		2	2			18	1	278			200	100								
25	Taylor John	35	40		1070	125		2	1				240													
26	Hardney William	40	80		2000	125		5	2	4	5	40	13	102		60	30	200	400							
27	Smith James	40	10		1250	100		2	1	10		6	276				1700									
28	Noble Alexander	30	10		500	100		4	2	5		8	560				200	100								
29	Carroll James	80	80		3000	150		2	4	5	30	25	675		82		250	200								
30	Shultz David	30	34		1600	125		2				9	700				130	325								
31	Shultz Anthony	125	111		4500	126		3	4	3	8	20	808		92	79	200	500								
32	Walton Isaac	70			400	76		2	2				200				100									
33	Williams Benjamin	50	60		2200	170		1	2	2		4	8	399		50		76	200							
34	Perry Benjamin	20	60		1000	100		4	5	4		20	1015		10		100									
35	Rutledge William	40			800			2	1			4	7	275		15		100	45							
36	McDonald James	40	60		1100			2				15	8	200				150	100							
37	Dougherty Ezra	35	5		1600			4	3	5		6	700				100									
38	Harrison Samuel	75			1500			5	2	38	5	10	1870		40		600	400								
39	Finn William	12	40		800			3	2	2		15	205		50		100	100								
40	Keyers Johnathan	20			4000													50	100							
		1994	1563	255	74,000	5770	200	115	11	109		158	377	428	19750	1217	392	10,805	627							

1765 # 217 #

State of Missouri, enumerated by me on the 16th day of June, 1870.

W. H. Ballou, Ass't Marshal.

YEAR ENDING JUNE 1, 1870.

Cotton. Bales (150 lbs.)	Wool. Lbs.	Peas and Beans. Bush.	POTATOES.		Orchard products. Dolls.	Wine. Gallons.	Produce of Market Gardens. Dolls.	DAIRY PRODUCTS.			Hay. Tons.	SEED.		Hops. Lbs.	Hemp. Tons.	Flax. Lbs.	Flax-seed. Bush.	Silk cocoons. Lbs.	SUGAR.		Molasses. Gallons.	BEES.		Forest products. Dolls.	Value of Home Manufactures. Dolls.	Value of animals slaughtered or sold for slaughter. Dolls.	TOTAL VALUE. Dolls.		
			Irish. Bush.	Sweet. Bush.				Butter. Lbs.	Cheese.* Lbs.	Milk sold. Gallons.		Clover. Bush.	Grass. Bush.						Maple. Lbs.	Cane. Hhds. (1,000 lbs.)		Wax. Lbs.	Honey. Lbs.						
25	26	27	28	29	30	31	32	33	34	35	36	37	38	39	40	41	42	43	44	45	46	47	48	49	50	51	52		
	120				50			250		40																120	740		
	50				50			150		5											35				25	120	535		
	30							100		1											100					70	340		
								150		1											50					100	405		
	60				40			100		6											50					90	273		
					70			200																		115	417		
	50							50		2											28					50	408		
	60							350		10																20	708		
			30		75			150													15					35	411		
			50		75			100																				450	
	25		10		50			150		4																	210	448	
	22				20			900		4											4						60	228	
			10					50																			90	298	
			50		30			50													10						65	222	
			25		75			100																			20	1602	
			27					50																			100	1704	
	40		10					100																			40	330	385
	35							50													15					18	90	230	
	60		20		20			100		12											25					60	130	694	
	50		20					75													80					50	180	525	
	25		40					50		6																	95	672	
			30					150		12																	110	686	
	110		25		20			950		14																	10	130	605
	30							50													40					30	150	577	
	50		20					50		2																	150	594	
			500					100		28																	60	1403	
	40		20					100		5																	120	385	
	60		14		20			100		28																30	140	705	
								100																			90	370	
	40		125					200		40																300	1126		
																													75
			30		25			100		8											10						45	363	
	60							200													10						90	245	
								100																			70	225	
																											90	175	
	21							200																			30	765	
								100																			90	785	
																											120	288	
																											15	92	
	1034		1058		620			5145		227											422				333	4150	20973		

* This will include only such cheese as is made upon the farm. Milk sent to cheese factories will be regarded as milk sold off the farm.

SCHEDULE 3.—Productions of Agriculture in Salt River Township, in the County of Shelby,
 Post Office: Chellina



Name of Agent, Owner, or Manager.	ACRES OF LAND.			PRESENT CASH VALUE.		Total amount of wages paid to hands, including value of board.	LIVE STOCK, JUNE 1, 1870.								PRODUCE DURING THE YEAR.								
	Improved.	UNIMPROVED.		Of farm.	Of farming implements and machinery.		Horses.	Mules and Asses.	Milch Cows.	Working Oxen.	Other Cattle.	Sheep.	Swine.	Value of all live stock.	WHEAT.		Rye.	Indian Corn.	Oats.	Barley.	Buckwheat.	Rice.	Tobacco.
		Wood-land.	Other unimproved.												Dolls.	Dolls.							
	No.	No.	No.	Dolls.	Dolls.		Dolls.	No.	No.	No.	No.	No.	No.	No.	Dolls.	Bush.	Bush.	Bush.	Bush.	Bush.	Bush.	Bush.	Lbs.
1	2	3	4	5	6	7	8	9	10	11	12	13	14	15	16	17	18	19	20	21	22	23	24
Hanipon Lee	25	65		800			3	1	3		7	675		47	60		240	70					
Edgell Charles	30	20		1900	106		2	1	1		5	500		55			200	100					
Lepell Daniel	60	100		3000				1	2		1	80		50			550	200					
Haylor Robert	80	40	40	1000			3	1				6	600				1000						
Hale Lewis	45	55		2500			9	3		50	14	17	1875				300	400					
Wiggins Henry	45	75	60	3000			6	3		18	18	16	1538	20			100	200					
Dural John	45	30		1500			4	2		6	3	8	670	35			500	150					
Kuttedy Cain	60			900			2	2		3	18	10	630		76		30	300					
Kitter Michael	18	22		1200			2	2				6	316		75		500	300					
Boyd William	25			475			3	2	2	4	30	16	850		43	11	200	82					
Colvert John	45	120	110	13600	300	600	12	32	7	60	70	20	6370		30		625	800					
Coats Patrick	120	260		6000	650	260	7	6		20	30	10	950		80		700	400					
Hanipon Richard	200	60	50	7000	150	125	12	2			200	60	1330		200		300	500					
Rueil Thomas	30			600	125		3	2		2		30	450		50	25	600	200					
De Wolf Frederick	50			1200	350		3	3		2		18	362		120		500	90					
Willis Samuel	110	90	10	5000	150	350	4	3		16		16	1100		30		1500	80					
Adams Newton	100	3	20	6200	150		2	2				3	290		50		600	50					
Hollis Hiram	160	160		2000	175	140	3	7				10	630		71		250	291					
Hanipon Frank	320	700		19000	175		3	3	2	76		100	1860				2500	200					
Gardner William	230			6700	200	300	8	2		6	18	40	1248				600	370					
Swanders James	25	10	5	1200			2	2		6		14	600				400	100					
Conroy Thomas	20			600	150		2	3				11	425				200	100					
Shattley Irvin	16	10	44	3500	25			1				1	50				160						
Brown William	25			1000	125	300	3	2				3	500		75		100	160					
Cardwell Noah	100	40	20	4800	125	300	6	4		11	18	5	898		125		200	130					
Parrell Moses	160	116		6000	175	75	10	3		7	3	5	1300		50		100	800					
Wood John	14	26		800	60		3	1				1	300		21		200	100					
Snowden John	10			500	95			2	3				150		58		500	35					
Bostwick Thomas	30			600	30		2	1				1	220					100					
Cornahan John	50	60		1500			3	2				3	390				250	200					
Heckard Henry	10	30		600	75		2	2				12	260				250						
Perry James	30	10		1000	50		1	3				9	145		28	40	60	48					
Shann Joseph	150	40		5000	125		6	3				3	600				50						
Smith William	60	60		3000	120		2	2		10	8	8	338		40			270					
Hollis John	38	15	20	800	125		2	3				7	200				300						
Hall William	37	25		7600	125		2	2				3	240										
Jewitt John	40			1000	100		2					2	200					150					
West James	18			300	25		2	1				7	250				600						
Ashcraft Julius	20			400	23		2	1				3	250				100	60					
Dale Huron	30			300	60		2	1				5	300		80		200	80					

2046 2197 404 13.175 2790 141 37 89 2 292 419 492 55 1454 126 15755 7006 28510

State of Minnesota, enumerated by me on the 18th and 20th day of June, 1870.

W. A. Pillon, Ass't Marshal.

YEAR ENDING JUNE 1, 1870.

Cotton.	Wool.	Pigs and Poultry.	POTATOES.		Orchard products.	Wine.	Produce of Market-Gardens.	DAIRY PRODUCTS.			SEED.			SUGAR.			BEES.		Forest products.	Value of Home Manufactures.	Value of animals slaughtered or sold for slaughter.	TOTAL VALUE.								
			Hhds. (150 lbs.)	Lbs.				Dols.	Lbs.	Lbs.	Gallons.	Tons.	Dols.	Lbs.	Dols.	Lbs.	Dols.	Gallons.					Lbs.	Dols.	Lbs.	Dols.				
																											Dols.	Dols.	Dols.	Dols.
	60			20				75														40			25	90	460			
								75																			72	385		
								100																			80	610		
																												1500		
	20							100		8																	75	563		
	60							100																		60	125	405		
								100																			100	560		
	24							100		20																	60	380		
								100		20																40	135	870		
	80			20				150		2																17	90	471		
	700	60		20				250		240																	600	3345		
	200	100		20				200		14																	75	1085		
	300			200				150		80																		800	2312	
	20		75					100																		40	90	697		
			100					150																		25	90	702		
								300		14																		220	1564	
								200																				160	645	
				50				200		80																		160	1161	
								100		120																			2700	
	100							100		80																			240	1345
			20					150		10																			200	685
			100					100																					150	590
								100																					20	160
			60					50																					10	275
	80		20					150		5																		40	100	60
	60		20					100																					80	580
			20					100																					65	310
			14					100																					45	523
								50																					50	102
								150		8																			75	427
			20					200																					60	307
			28		150			250																					150	847
			30		20			150		70																	30	190	985	
								60																					75	217
			80																								60	100	295	
			15					100																					70	105
																													50	110
								100																					80	580
			20					60																						122
								100																			20			305
	1694		784		500			4700		77																27	165	482	2936	

* This will include only such cheese as is made upon the farm. Milk sent to cheese factories will be regarded as milk sold off the farm.

SCHEDULE 3.—Productions of Agriculture in *Salt Hill Township* in the County of *Shelby*

Post Office: *Shelby*



Name of Agent, Owner, or Manager.	ACRES OF LAND.			PRESENT CASH VALUE.		Total amount of wages paid for the year, including value of board.	LIVE STOCK, JUNE 1, 1870.								PRODUCE DURING THE YEAR.										
	UNIMPROVED.			Of farm.	Of farming implements and machinery.		Horses.	Mules and Asses.	Milch Cows.	Working Oxen.	Other Cattle.	Sheep.	Swine.	Value of ALL live stock.	WHEAT.		Eye.	Indian Corn.	Oats.	Barley.	Buckwheat.	Rice.	Tobacco.		
	Improved.	Wood land.	Other unimproved.												Spring.	Winter.								Bush.	Bush.
No.	No.	No.	Dolls.	Dolls.	Dolls.	No.	No.	No.	No.	No.	No.	No.	Dolls.	16	17	18	19	20	21	22	23	24			
1 <i>Connelly Arthur</i>	250	500		13000			9	7		6	150	23	1305		100		225	480						1	
2 <i>Swift Styles</i>	100	100		5320			3	1		3			340		35		100	200						2	
3 <i>Prine Henry</i>	70	46		3000			3	4		4	24	4	684	60	11		250	160						3	
4 <i>Prine Jacob</i>	90			4000			1						200		20		350							4	
5 <i>Minor Horatio</i>	40	20		3000			1	3		1			240				300							5	
6 <i>Fittim Squire</i>	15	35		200			1						150				300							6	
7 <i>Hintham James</i>	20			2500			2	1		3		8	240		38		300	400						7	
8 <i>Hintham William</i>	15			100			2	1					200		15		100	80						8	
9 <i>Fose Joe</i>	190	80		9000			6	5	9	8	300	100	2800		190		750	70						9	
10 <i>Thurman Berry</i>	160	40		6000			2	2	2				530				750	132						10	
11 <i>Huchins Chasmer</i>	105	10		6000			5	2		1			932				300	300						11	
12 <i>Rogers William</i>	70			1400			4	2		2			500				400	200						12	
13 <i>Spencer Frederick</i>	40	100		2500			9	3		4		9	680				250	140						13	
14 <i>Barton Betty</i>	60	60		2000			8	4			30	12	1050		60		450	70						14	
15 <i>Smith Jephtha</i>	80			1600			2	3		5			570				600	200						15	
16 <i>Morrison Augustin</i>	250	100		7000			4	1	4		22	12	1160				300	300						16	
17 <i>Berry John</i>	45			900			5	3		24			1340		50		450	400						17	
18 <i>Wray Frederick</i>	150	60		5000			2	1					480											18	
19 <i>Baker Charles</i>	30			600			2						250				New farm							19	
20 <i>Spinyer Christine</i>	70	30		1400			4	1		2		8	500				100	40						20	
21 <i>Miles William</i>	30	40	20	4000			7	4		3		19	980											*	21
22 <i>Byson John</i>	30	70		6400			5	1					54				New farm							*	22
23 <i>Buzzard Saban</i>	10			600			2	2					300					150						23	
24 <i>Moore William</i>	40	40		600			3	4				6	400		25		150	100						24	
25 <i>Fletcher Andrew</i>	60			1000			4	6		20	15	8	900				500	400						*	25
26 <i>Anderson James</i>	80	80		2000			6	5		6		20	980		350		500	640						26	
27 <i>Nichie Frederick</i>	60			3000			2	2				9	320		50		250	150						27	
28 <i>York Minor</i>	40			4000			2	2					350				New farm							*	28
29 <i>Ridge Richard</i>	90	80		4000			6	3		40		30	2824		119		750	300						29	
30 <i>Phillips George</i>	40	10		1600			9	3		4		7	1000		25		150	250						30	
31 <i>Cole Henry</i>	25			500			2	2					300				150							31	
32 <i>Barton Taylor</i>	20			1000			3	2	1				540		60		150							*	32
33 <i>Wood Wesley</i>	35	9		1800			4	4		6		10	1072		15		100	400						*	33
34 <i>Anderson Washington</i>	82	80		4800			9	7		9	16	25	1560		60		400							34	
35 <i>Smith Hawkins</i>	220	160		8000			8	1	5		20	20	2040				150	1000						*	35
36 <i>Wilkins Lewis</i>	40	44		1800			7	3		12	12	22	1322		56		600	100						36	
37 <i>Dingman Willis</i>	85	220		4500			3	3					530				350	300						37	
38 <i>Bullow William</i>	145	35		10800			4	2		4			790		60		1750	580						38	
39																									39
40																									40

154 11 112 209 567 490 ~~412~~ 60 1079 ~~4625~~ 12625 7542

State of Michigan, enumerated by me on the 29th to 29th day of June, 1870.

W. A. Peltier, Ass't Marshal.

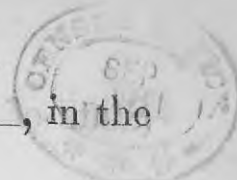
YEAR ENDING JUNE 1, 1870.

Cotton.	Wool.	Pens and Beans.	POTATOES.		Orchard products.	Wine.	Produce of Market Gardens.	DAIRY PRODUCTS.			SEED.			Hops.	Hemp.	Flax.	Flax-seed.	Silk cocoons.	SUGAR.		Molasses.	BEES.		Forest products.	Value of Home Manufactures.	Value of animals slaughtered or sold for slaughter.	Estimated value of all farm production, including home manufactures to stock.			
			Fresh.	Sweet.				Butter.	Cheese.	Milk sold.	Hay.	Clover.	Grass.						Maple.	Cane.		Wax.	Honey.							
Bales (150 lbs.)	Lbs.	Bush.	Bush.	Bush.	Dolls.	Gallons.	Dolls.	Lbs.	Lbs.	Gallons.	Tons.	Bush.	Bush.	Lbs.	Tons.	Lbs.	Bush.	Lbs.	Lbs. (1,000 lbs.)	Gallons.	Lbs.	Lbs.	Dolls.	Dolls.	Dolls.	Dolls.				
25	26	27	28	29	30	31	32	33	34	35	36	37	38	39	40	41	42	43	44	45	46	47	48	49	50	51	52			
	300		150					250			45										50		60	25	160	1218				
								100																	80	330				
	80		50					300			5														70	495				
											55															800				
			30					150																	25	300				
			80																						30	270				
			50					150																	100	590				
			100					100																	80	285				
			50					500			30													50	590	1990				
			35					200			100															1690				
			100					150																	80	505				
								250																		442				
			15		30			150			10														50	415				
	60		20		75			200			12													60	220	920				
																								80		610				
			20					100			40															620				
	600				30			150			80														100	1370				
								50																	75	87				
																											19			
								50																	30	1137				
			15					100																	75	110				
																											22			
								100																	15	57	165			
	50							50																50	100	277				
								400																		125	860			
	50							150			5													50	262	1417				
			60																							79	394			
																											28			
								100			70															130	1369			
			40					300			8														50	440				
								50																		10	141			
								50																		70	180			
			10					100			20															100	505			
	100		20					250			18														60	240	888			
	80							150			80															120	1239			
	36		50		50			150			6															140	838			
	87							150			7															140	939			
			60					100			12														60	60	87	1854		
																											39			
																											40			
	1873							5030			605															132	120	375	3502	28742

* This will include only such cheese as is made upon the farm. Milk sent to cheese factories will be regarded as milk sold off the farm.

SCHEDULE 3.—Productions of Agriculture in Taylor Township, in the County of Shelby, in the

Post Office: Cherry Box



Name of Agent, Owner, or Manager.	ACRES OF LAND.			PRESENT CASH VALUE.		Total amount of wages paid during the year, including value of board.	LIVE STOCK, JUNE 1, 1870.								PRODUCE DURING THE YEAR.										
	Improved.	UNIMPROVED.		Of farm.	Of farming implements and machinery.		Horses.	Mules and Asses.	Milch Cows.	Working Oxen.	Other Cattle.	Sheep.	Swine.	Value of ALL live stock.	WHEAT.		Rye.	Indian Corn.	Oats.	Barley.	Buckwheat.	Rice.	Tobacco.		
		No.	Wood-land.												Other unimproved.	Dolls.								Dolls.	No.
1	2	3	4	5	6	7	8	9	10	11	12	13	14	15	16	17	18	19	20	21	22	23	24		
1. <u>Bohwell David</u>	160	200	740	14000			4	4	4	6	57	64	39	3471				2500	300						
2. <u>Dodd Shelton</u>	100	64		2500			3	2	9		18	30	14	1500	20	110		250	600						
3. <u>Spangenberg Antony</u>			140	400			1		1			10	10	200											
4. <u>Smith Frank</u>	90	90		2400			11		2		40	18	16	2478		80		1000	40						
5. <u>Gray Jerry</u>	160	120		3500			10		5		30	50	30	2300		100		500							
6. <u>Deeble John</u>	80	40		1800			3		3		3	16	14	556		50									
7. <u>Onora Maurice</u>	40	36		800			2		4			11	20	970											
8. <u>Vanvactor Samuel</u>	180	160		5000			4	2	4		10	10	19	825		70		100	300						
9. <u>Manuel Poston</u>	125	112	70	4500			11		4		10		25	1685		30		600	50						
10. <u>Vanvactor Benjamin</u>	30	90		1800			5		2		15		15	1105		40		375	50						
11. <u>Kunalt Charles</u>	40	50		1600			3		1		5		20	590				75	200						
12. <u>Young Wm</u>	60	30		1400			3		3		3	13	13	588		20		25	100						
13. <u>Holliday Elisabeth</u>	60	70	70	3000			4	1	4			25	12	745		25		100	200						
14. <u>Glahn John</u>	80	40		2400			4		2		20	10	4	1110		75		500	150						
15. <u>Glahn Christian</u>	112	30		2500			4		5		14	16	27	1171		33		275	160						
16. <u>Shoemaker Sanders</u>	50	100		2000			5		5		33	13	14	1773				300	155						
17. <u>Smith Mary</u>	60	20		1500			2		2				10	330				175	120						
18. <u>Ernest Joseph</u>	10	34		700			3		1				3	363											New farm
19. <u>Beard Edward</u>	60		60	1700				2	2			8	10	330				100	100						
20. <u>Holliday James</u>	15	65		1200			4		1		10		4	760				150							
21. <u>Robinson</u>	80	80		2400			1	2	3		30		18	1410		80		200	400						
22. <u>Ward James</u>	80	50	50	2900			4		3		2		10	690		60		200	100						
23. <u>Evans Mary</u>	50		160	3000			2		3		3		2	520					107						
24. <u>Frisher John</u>	40	15	40	2000			5		2		4		9	845	30			100							
25. <u>Mayer Abram</u>	35	10		800			4		3				11	575	40			400	40						
26. <u>Johnson Elijah</u>	6	74		1200			2		1				4	260											New farm
27. <u>Cox Reconcense</u>	40		2	600			2		4		2		18	540		22		300							
28. <u>Lapp Abraham</u>	40			700			4		2				4	500	21			100	115						
29. <u>Lapp Benjamin</u>	110	20		7000			3		3		6	20	20	1120	50			300							
30. <u>Lapp Christian</u>	80			1600			3		4		3		12	610	50			300	140						
31. <u>Hurshy David</u>	30	50		1600			2		2				2	300		30		100	40						
32. <u>Hurshy Benjamin</u>	40	40		1100			3							300				150	100						
33. <u>Baker William</u>	300	144		9000			6	2	4		15		70	1500				500	400						
34. <u>Litchfield Andrew</u>	80	40		1800			3		3				6	470					40						
35. <u>Shore John</u>	60	80		7000			5		8		20		40	1520		150		300							
36. <u>Mills Charles</u>	60	80		3000			5		4		6		10	890		20		600	100						
37. <u>Hooper John</u>	60	48		1600			4		5		10	15	30	1065				200							
38. <u>Arnett James</u>	55	45		1700			3		5		7		12	770				100	150						
39. <u>Hurshy Benjamin</u>	80	15		1600			1		2				6	170											
40. <u>Miphler Levi</u>	40		80	1800			2		2				13	345				200	50						
	2879	2142	1312	107100			150	15	127	6	376	329	616	37250	211	995		11075	4307						

State of *Missouri*, enumerated by me on the *23rd 24th 25th* day of *August*, 1870.
W. J. Pullen, Ass't Marshal.

YEAR ENDING JUNE 1, 1870.

Cotton.	Wool.	Peas and Beans.	POTATOES.		Orchard products.	Wine.	Produce of Market Gardens.	DAIRY PRODUCTS.				SEED.			SUGAR.			BEEH.		Forest products.	Value of Home Manufactures.	Value of animals slaughtered or sold for slaughter.	TOTAL VALUE.					
			Irish.	Sweet.				Butter.	Cheese.*	Milk sold.	Hay.	Clover.	Grass.	Hops.	Hemp.	Flax.	Flax-seed.	Silk cocoons.	Maple.					Cane.	Molasses.	Wax.	Honey.	Dolls.
Bales (450 lbs.)	Lbs.	Bush.	Bush.	Bush.	Dolls.	Gallons.	Dolls.	Lbs.	Lbs.	Gallons.	Tons.	Bush.	Bush.	Lbs.	Tons.	Lbs.	Bush.	Lbs.	Hds. (1,000 lbs.)	Gallons.	Lbs.	Lbs.	Dolls.	Dolls.	Dolls.	Dolls.		
25	26	27	28	29	30	31	32	33	34	35	36	37	38	39	40	41	42	43	44	45	46	47	48	49	50	51	52	
	170							200			20														500		2705	
	70				75						6										40				120		905	
	35		25					300													40				180		1282	
	170		40		10			450			100										100				150		1275	
	25										16														15		174	
																									60		60	
			30					200			100														125		1030	
	40		30					200			100														200		1430	
			25					150			100														280		815	
								30																	45		184	
								150			10														115		992	
	90		20					200			6										40				160		486	
	25							100			24														120		811	
	35		20								30														445		920	
	40							200			14														180		619	
	20							100																	45		245	
	50							100			18										20				195		458	
								100																	80		219	
								200			40														165		885	
																									140		390	
	33										6														100		197	
								100																	90		205	
	50		25					100													10				150		560	
			12					150																		90		480
			10					100																		45		300
			20					100																	150		445	
			20					150													40				180		954	
								100			4													24			205	
																										60		212
								200			40															575		1390
								50			10															90		182
	50							400			60										40				160		1015	
											6															240		1110
	50		20	100				200													30				120		480	
								100			10															100		320
								100																		25		50
																										75		245
	950		297	100	85			4530			720										414				5540		24241	

* This will include only such cheese as is made upon the farm. Milk sent to cheese factories will be regarded as milk sold off the farm.

SCHEDULE 3.—Productions of Agriculture in Payson Township, in the County of Shelby, in the

Post Office: Cherry Base



1	ACRES OF LAND.			PRESENT CASH VALUE.			LIVE STOCK, JUNE 1, 1870.								PRODUCE DURING THE								
	Improved.	UNIMPROVED.		Of farm.	Of farming imple-ments and out-chnery.	Total amount of wages paid during the year, in-cluding value of board.	Horses.	Mules and Asses.	Milch Cows.	Working Oxen.	Other Cattle.	Sheep.	Swine.	Value of ALL live stock.	WHEAT.		Eye.	Indian Corn.	Oats.	Barley.	Buckwheat.	Rice.	Tobacco.
		No.	Wood-land.												Other unim-proved.	Dolls.							
	No.	No.	No.	Dolls.	Dolls.	Dolls.	No.	No.	No.	No.	No.	No.	No.	Dolls.	Bush.	Bush.	Bush.	Bush.	Bush.	Bush.	Bush.	Lbs.	Lbs.
2	3	4	5	6	7	8	9	10	11	12	13	14	15	16	17	18	19	20	21	22	23	24	
1	Merkley Beng B	40	40	1200			3	3				14	434				300	60					
2	Howdy David	28	20	52	1500		2	2				10	330		30		300	100					
3	Horn Andrew	60	20		1200		2	4		2		10	760				400	500					
4	Horn John	80	20	30	1800		4	5	2			10	470				350	500					
5	Horne George	120	120		3700		4	3		3		30	710	60	60		75	300					
6	Dickerson Geo	70	40	62	2200		6	6			25	23	980				375						
7	Smith Geo	40		85	1700			1	2				190				200	75					
8	Tuemes Thos	35	50	45	2000		2	1			4		280		30		450	40					
9	Trotter Elisha	130	110		4000		6	3		11		6	1080		70			260					
10	Vanderer James	29	200	300	1200		6	5		12	30	50	1440				100	300					
11	Stewart Jos	40		80	1500		2	5			40	20	540		100		290						
12	Rollens Wm	450	400	800	24000		8	2	12		70	100	3980		100		300	900					
13	Rollens Wm	30			600		4	2				30	630				300						
14	Bradley Wm	70	90		2400		4	3				17	597				250	300					
15	Glahn Christian	40			800		2	1				10	290				450	40					
16	Greenfield Chas	295	23	5	10000		14	1	12		12	80	65	2695	100	200	1500	500					
17	Sandy John	35	84		7100		3	4				15	535				250	120					
18	Perry Elisabeth	160	240		6000		5	8		15	50	75	1695	25	175		2000	200					
19	Perry Joseph	80			1600		2	1				10	290				200	275					
20	Garnes Julius	40	55		1500		2	3		4	10	10	500		80		100	150					
21	Vandoren Samuel	50	100		2000		2	3		5	15	3	500		20		250	100					
22	Porter James	40			800		2	3				21	425				250	50					
23	Glen John	25	95		1500		3	3			10	10	480				200	200					
24	McWilliams Paul	60	65		1900		3	1			10		350					60					
25	Jeffrie David	60	40		2000		10	5		20	20	12	1880		20		500	200					
26	Garnett Jos	30	40		1200		2	5		9	25	12	455		75			300					
27	Shankle Jos	80	73		2300		5	4		16	12	9	1167	20	25		375	180					
28	Hammick Wm	160	80	40	4800		7	9		21	40	25	1815		112		500	400					
29	Barclay John	100	100	80	3000		9	2	5		17	32	1757	15	60		150	330					
30	Hudson Wm	120	60		3600		2	4		4	10	12	750				400	200					
31	McCully Wm	50	18		3000		4	2				105	1005				500	125					
32	Berry John	58	80		2000		3	2		100	25	5	440				150	150					
33	Payer Nathl	60	80		2000		4	3				8	560		100		150	200					
34	Clemens Wm	25	38		1100		9	4				19	1153				100	300					
35	McCully Wm	180	300	72	8000		7	4	5		25	75	3450		99		1000	900					
36	Potter Jos	60	90		1400		2	2				5	355	20			500	300					
37	Johnson John	26			600												No Crop or Stock						
38	Sells John	35	5		800		2	2			7	10	337	15				60					
39	Shellberger Abm	35	45		1400		2	2				4	300				200						
40	How Albert	49	26		1200		3	1		8		7	555	20			150	200					
		3436	2717	1781	20700		162	9	149	4	329	570	920	36412	275	1336	13565	8875					

201

#

State of *Michigan*, enumerated by me on the *25th* day of *August*, 1870.

W. A. Pillar, Ass't Marshal.

YEAR ENDING JUNE 1, 1870.

Cotton.	Wool.	Furs and Bees.	POTATOES.		Orchard products.	Wine.	Produce of Market Gardens.	DAIRY PRODUCTS.			SEED.		Hops.	Hemp.	Flax.	Flax seed.	Silk cocoons.	SUGAR.		BEES.		Forest products.	Value of Home Manufactures.	Value of animals slaughtered or sold for slaughter.	Estimated value of all farm produce, including the value of stock, to be added to such.			
			Bales (50 lbs.)	Lbs.				Dash.	Bush.	Bush.	Dolls.	Gallons.						Dolls.	Butter.	Cheese.*	Milk sold.					Hay.	Clover.	Grass.
25	26	27	28	29	30	31	32	33	34	35	36	37	38	39	40	41	42	43	44	45	46	47	48	49	50	51	52	
								100												40				75	360	1		
								135			4															335	2	
											40														45	145	3	
	23										25									20					120	675	4	
								150			20														180	717	5	
	60							300												30					150	550	6	
								100																	30	220	7	
								200																	195	600	8	
			20		50			700			80														120	1005	9	
	100				100			200			240												100		1170	3535	10	
																									150	425	11	
	300				75			300			440														1300	5125	12	
								100																	240	490	13	
								150			15														150	372	14	
								50																		875	15	
	250				75			400			40									80					450	2980	16	
	20							150												20					45	335	17	
	120				150			300			12									60					160	2960	18	
								100																		205	19	
	30							150			4														165	446	20	
	50		25					100			24														100	644	21	
								100																	60	290	22	
			20		50			100												200					45	360	23	
	25							50																	200	965	24	
	70							200												40					75	370	25	
	30							150																	150	842	26	
	50							300			32														280	1927	27	
	120		20		25			450			15									30		250			200	1477	28	
	73		40		10			150			20														500	937	29	
	25		20					150																	45	100	30	
					15			100			60									28						835	31	
	100							200																	160	432	32	
	50										20														140	577	33	
	120		25					250															100		180	725	34	
	30							200			100												100		400	2254	35	
								100												40					75	615	36	
																												37
								50																		60	119	38
								50													26				30	202	39	
								50													12				50	274	40	
	1666		170		550			6335			1166									626		550			7495	35,800		

* This will include only such cheese as is made upon the farm. Milk sent to cheese factories will be regarded as milk sold off the farm.

SCHEDULE 3.—Productions of Agriculture in Fayette Township, in the County of Shelby, in the

Post Office: Cherry Box



1	Name of Agent, Owner, or Manager.	ACRES OF LAND.			PRESENT CASH VALUE.		Total amount of wages paid during the year, including value of board.	LIVE STOCK, JUNE 1, 1870.							PRODUCE DURING THE									
		Improved.	UNIMPROVED.		Of farm.	Of farming implements and machinery.		Horses.	Mules and Asses.	Milch Cows.	Working Oxen.	Other Cattle.	Sheep.	Swine.	Value of ALL live stock.	WHEAT.		Rye.	Indian Corn.	Oats.	Barley.	Buckwheat.	Rice.	Tobacco.
			Wood-land.	Other unimproved.												Dolls.	Dolls.							
		No.	No.	No.	Dolls.	Dolls.		No.	No.	No.	No.	No.	No.	No.	Dolls.	Bush.	Bush.	Bush.	Bush.	Bush.	Bush.	Bush.	Lbs.	Lbs.
2	3	4	5	6	7	8	9	10	11	12	13	14	15	16	17	18	19	20	21	22	23	24		
1	Peters Balice	25	33		650			2	2				5	305			150	75						
2	Dunbar Abner	30	90		1800			1					25	7160			100	50						
3	Smith William	20	20		600			3					2	310			200	45						
4	McGould Bruct	300	250		8670			7	4				20	860	90		250	150						
5	Alexander John	160	120		5000			9	5				35	151205	63		850	500						
6	Gains John	10	30		500			4	1				6	470			500							
7	Gains Samuel	60	40		1000			4	3	8			15	15850	30	10	800	300						
8	Vander William	60	40	20	1200			4	6	12			28	1075			250	250						
9	Wright Peter	55	50	48	1800			3	5	14			20	111080	11	63		80						
10	McMillan Joseph	130	45		3200			4	4	3			20	50735	50		150	500						
11	Garnett John	100	130	20	3500			6	7	17			30	201670	100		700	400						
12	Garnett Andrew	50	80		2400			4	3	8			30	16890	20		200	600						
13	McGould Samuel	70	130		2600			2	3				14	9806				160						
14	Haris Charles	30	53		2400			4	6	60			10	102485	20			350						
15	Brown William	40	10	40	1200			4	1				20	490	112	40	100	300						
16	Stewart Joseph	75	85		24			6	4	18			75	201475	40		350	450						
17	King Jackson	120	200		4800			2	2	4	12		15	91655	80	50	500	400						
18	Singleton James	40	60	60	2400			3	3				15	12480			250	50						
19	Singleton William	50	30	20	1800			3	4	5			25	16985	30		250	800						
20	Singleton Benjamin	10	50		2000			3	5	5			14	10590			200	225						
21	Shores James	50	80		1500			1	1	10			20	11570	100		300							
22	Farrar John	40	30		1000			2	10	4			35	295	36		200	58						
23	Shapstall William	100	33	62	4000			8	1	2	7		10	71390	58		800	500						
24	Phillips Joseph	23	60		1200			4	2				8	575	10									
25	Green Isaac	35	55		1870			3	3	5			6	14574	32		250	134						
26	William Jackson	40	10		780			4	2				19	2609			350	294						
27	Burris George	30	7		600			1	6				11	190			75							
28	Winters	45	95		1800			2	3	9			50	7815			200	200						
29	Golory Joseph	30	100	30	2400			2	2	2			14	4430	27			70						
30	Rhodes Samuel	120	85		1000			2	1				7	300				160						
31	Rhodes Michael	25	45		1000			2	2	1	1		8	294	29	11	150	60						
32	Rhodes George	15	22		800				4	2			14	121454			300							
33	Etting Richard	120	65	115	4500			4		17			4	1575	56		25	200						
34	Dorst Thomas	35		5	515			3					2	210									made no crop	
35	Thompson William	16		24	320			2					28	490									made no crop	
36	Green Mather	60			1200			3					1	294			150							
37	Hicks John	15		25	300			2						225									new farm	
38																								
39																								
40																								
		2317	2188	469	71159			123	12	109	193		450	473	26166		457	681		4600	6611			

State of Missouri, enumerated by me on the 27th day of August, 1870.

W. A. Patten, Ass't Marshal.

YEAR ENDING JUNE 1, 1870.

Cotton.	Wool.	Peas and Beans.	POTATOES.		Orchard products.	Wine.	Produce of Market Gardens.	DAIRY PRODUCTS.			Hay.	SEED.			Flax.	Flax-seed.	Silk cocoons.	SUGAR.		Molasses.	BEES.		Forest products.	Value of Home Manufactures.	Value of animals slaughtered for slaughter.	Estimated value of all farm produce, including buttermilk, cream and additions to stock.	TOTAL VALUE.		
			Irish.	Sweet.				Butter.	Cheese.*	Milk sold.		Clover.	Grass.	Hops.				Maple.	Cane.		Wax.	Honey.							
Bales (50 lbs.)	Lbs.	Bush.	Bush.	Bush.	Dolls.	Gallons.	Dolls.	Lbs.	Lbs.	Gallons.	Tons.	Bush.	Bush.	Lbs.	Tons.	Lbs.	Bush.	Lbs.	Hhds. (1,000 lbs.)	Gallons.	Lbs.	Lbs.	Dolls.	Dolls.	Dolls.	Dolls.			
25	26	27	28	29	30	31	32	33	34	35	36	37	38	39	40	41	42	43	44	45	46	47	48	49	50	51	52		
								100																	45	204	1		
																										75	190	2	
																										55	225	3	
					75			250			20															115	697	4	
	95				35			300			100															170	1809	5	
								50																			80	305	6
	50							150			60																160	1292	7
								200			20																140	655	8
	50							200			6																60	286	9
	70							100			10																100	617	10
	100				100			150			40										400					180	1351	11	
	95				15			200			10															100	605	12	
								50																			145	180	13
	20							200			28																140	517	14
								200																			115	310	15
	125							150			52										320					180	1119	16	
	80							250			60																150	1050	17
								250			50																120	655	18
								500			6																175	536	19
								50			10																160	520	20
								200																			95	543	21
								100																			100	326	22
	24		22					50			4										40					120	998	23	
								100													50					20	555	24	
	127							300													15					90	347	25	
			10					290													42							380	26
			25					100													10	150				15	185	27	
	170		20					50			32															220	742	28	
	50							150			28															75	363	29	
			20					50													10					50	140	30	
			15					350													22					55	242	31	
											2										104	60				75	400	32	
	21										60										14	20				95	642	33	
																										45	45	34	
																										112	112	35	
																												112	36
																										40	40	37	
																													38
																													39
																													40
	1027		112		225			5090			58									1005		384			3652		18680		

Made no crop
 Made no crop
 No crop
 Crop drowned out
 New farm

* This will include only such cheese as is made on the farm. Milk sent to cheese factories will be regarded as milk sold off the farm.

SCHEDULE 3.—Productions of Agriculture in

Tiger Fork ^{crop}

in the County of

Shelby



Post Office: *Nelsonville*

1	ACRES OF LAND.			PRESENT CASH VALUE.			LIVE STOCK, JUNE 1, 1870.									PRODUCE DURING THE									
	Improved.	UNIMPROVED.		Of farm.	Of farming implements and machinery.	Total amount of wages paid during the year, including value of board.	Horses.	Mules and Asses.	Milk Cows.	Working Oxen.	Other Cattle.	Sheep.	Swine.	Value of ALL live stock.	WHEAT.										
		No.	Wood-land.												Other unimproved.	Dolls.	Dolls.	Dolls.	No.	No.	No.	No.	No.	No.	No.
	No.	No.	No.	Dolls.	Dolls.	Dolls.	No.	No.	No.	No.	No.	No.	No.	Dolls.	Bush.	Bush.	Bush.	Bush.	Bush.	Bush.	Bush.	Bush.	Lbs.	Lbs.	
2	3	4	5	6	7	8	9	10	11	12	13	14	15	16	17	18	19	20	21	22	23	24			
1	<i>Burford William</i>	180	210		6000		9	3	9		25	60	14	2160		230			200						
2	<i>Turner James</i>	40			800		6		4				20	860											
3	<i>Vanost Cyrus</i>	100	120		3500		2		5		20		8	1040		150		100							
4	<i>Johnson Benjamin</i>	16	62		500		2		2		3		5	390											
5	<i>Moore James</i>	25	75		900		2		2				10	305		25		250	50						
6	<i>Collins Stephen</i>	30	100		1500		3		1			5	14	375		50		250							
7	<i>Davis Jefferson</i>	90			1000		1		5				4	320				500							
8	<i>Weeden Wyatt</i>	50	50		1800		7		5		6	10	25	1215		100		100	154						
9	<i>Buchanan Jos</i>	15	25		500		2		3				5	345				100							
10	<i>Longacre Elmer</i>	12			400		2		3		2		13	410		97		50	36						
11	<i>Mourey Lurgie</i>	95	5		1500		8		5		1		5	1035				250	100						
12	<i>Bell Obadiah</i>	30	10		600		2						10	250		50		400	40						
13	<i>Williams Geo</i>	8	32		250		1							100											
14	<i>Kemmel Hiram</i>	450	100	550	17000		6		14		140		25	5345				1000	140						
15	<i>Parsons Jenny</i>	300	480		14000		11		9		37	20	20	2610		110		325							
16	<i>Norman Bickett</i>	13	27		400		2		1				12	300		40		250							
17	<i>Sain Jacob</i>	20	60		860		4		5		12	30	20	1090					75						
18	<i>Parsons James</i>	350	450		12000		5		12		28	30	10	2100		175		350	175						
19	<i>Keel William</i>	40			900		3		1		3	11	18	500		50		250	100						
20	<i>Churchwell Thos</i>	40			900		2		1				2	290		50		200	175						
21	<i>Triplett Levi</i>	300	500		8000		9		10		26		20	990				500							
22	<i>Parsons William</i>	300	530		12000		13		12		55	50	45	3905		300		1000							
23	<i>Evans Riley</i>	20	20		900		2		3		3	3	7	460		73		150	65						
24	<i>Frederick Wm</i>	10	40		400				2					260											
25	<i>Wines Thomas</i>	25			400		2		2			20	20	400		60	15	60							
26	<i>Holiman Thomas</i>	100	290		3500		5		10		40	30	25	2480		200		290	200						
27	<i>Carter William</i>	60	45		1800		3		8		15	30	22	1200				500	100						
28	<i>Kuchlow Denton</i>	40	40		1600		5		8		12	6	40	1380		200		250							
29	<i>Parsons Jonathan</i>	200	440		9050		4	5	9		40	50	10	2780		90		300							
30	<i>Hope Joshua</i>	50	150		2000		4	3	5		10	18	14	1300		70		150	150						
31	<i>Jones Thomas</i>	13	67		1500		3	1	2		7	7	10	750				100	75						
32	<i>Toll Lewis</i>	40	60		1200		3		3		3	40	8	390											
33	<i>Joiner James</i>	65	15		1300		5		5		8	13	23	1060		60									
34	<i>Carlyle John</i>	130	50		3500		6		4		3	20	70	1250				500	600						
35	<i>Darley Frank</i>	50	70		1200		2	2	2		6	20	17	960					200						
36	<i>Wolf John</i>	80			1600		2		1					240		60									
37	<i>Walsh Daniel</i>	40			800		2		2				5	305		15		500	50						
38	<i>Torbert Benjamin</i>	60	140		3000		6		3		4	45	9	1000		40			50						
39	<i>Waney Robert</i>	5	35		800		2		1				5	265					95						
40	<i>Glasscock Nancy</i>	80	160	20	3500		3		3		18	19	6	1000		100		250	50						
		3572	4478	570	123360		161	16	180		530	537	596	43415		2495	15	9095	2710						

State of Michigan, enumerated by me on the 25th 26th day of July, 1870.

W. H. Miller Ass't Marshal.

YEAR ENDING JUNE 1, 1870.

	Cotton. Bales (150 lbs.)	Wool. Lbs.	Peas and Beans. Bush.	POTATOES.		Orchard products. Dolls.	Wine. Gallons.	Produce of Market Gardens. Dolls.	DAIRY PRODUCTS.			SEED.			Hops. Lbs.	Hemp. Tons.	Flax. Lbs.	Flax-seed. Bush.	Silk cocoons. Lbs.	SUGAR.		Molasses. Gallons.	BEES.		Forest products. Dolls.	Value of Home Manufactures. Dolls.	Value of animals slaughtered or sold for slaughter. Dolls.	TOTAL VALUE. Dolls.		
				Irish. Bush.	Sweet. Bush.				Butter. Lbs.	Cheese. Lbs.	Milk sold. Gallons.	Hay. Tons.	Clover. Bush.	Grass. Bush.						Maple. Lbs.	Cane. Hhds. (1,000 lbs.)		Wax. Lbs.	Honey. Lbs.						
	25	26	27	28	29	30	31	32	33	34	35	36	37	38	39	40	41	42	43	44	45	46	47	48	49	50	51	52		
1		150							250			80															120	1042	1	
2									200																			50	2	
3		36							250			60										30					140	930	3	
4									100																		120	145	4	
5									100																		60	317	5	
6									50																		100	349	6	
7									250																		10	447	7	
8		60							300			48															150	995	8	
9									50																		100	189	9	
10									150																		60	242	10	
11									250																		80	369	11	
12																											340	910	12	
13									100																					13
14						300			700			400															440	4260	14	
15		23		20					250			200										10					450	2149	15	
16									50																		120	359	16	
17									250																		200	312	17	
18		90							100			90															100	1090	18	
19									100																		68	370	19	
20									450																		180	552	20	
21				20					300			70															80	760	21	
22		200			50				400			200															500	3,000	22	
23		25		20					100													10					70	235	23	
24																														24
25									200																		140	280	25	
26		120			150				500			60															150	1353	26	
27		100							200			20															200	847	27	
28									200			40															340	1017	28	
29		150			75				300			160															360	1765	29	
30									250																		180	484	30	
31									200																		240	395	31	
32									250																		130	217	32	
33		60							250			30															170	502	33	
34									200			20															400	1065	34	
35		70			50				250																		1200	1420	35	
36									50																		100	172	36	
37									100																		110	545	37	
38									150																		120	217	38	
39									50																		180	242	39	
40		45							100			14															100	346	40	
		1129		60		625			7200			1492										80					7708	29,939		

* This will include only such cheese as is made upon the farm. Milk sent to cheese factories will be regarded as milk sold off the farm.

SCHEDULE 3.—Productions of Agriculture in *Tiger Fork Township*, in the County of *Shelby*, in the

Post Office: *Abbeville*



1	ACRES OF LAND.			PRESENT CASH VALUE.		7	LIVE STOCK, JUNE 1, 1870.								PRODUCE DURING THE									
	Improved.	UNIMPROVED.		Of farm.	Of farming implements and machinery.		Horses.	Males and Asses.	Milk Cows.	Working Oxen.	Other Cattle.	Sheep.	Swine.	Value of all live stock.	WHEAT.		Rye.	Indian Corn.	Oats.	Barley.	Buckwheat.	Rice.	Tobacco.	
		No.	Wood-land.												Other unimproved.	Dolls.								Dolls.
	No.	No.	No.	Dolls.	Dolls.		Dolls.	No.	No.	No.	No.	No.	No.	No.	Dolls.	Bush.	Bush.	Bush.	Bush.	Bush.	Bush.	Bush.	Lbs.	Lbs.
2	3	4	5	6	7	8	9	10	11	12	13	14	15	16	17	18	19	20	21	22	23	24		
1	Carlyle Daniel	100			2000		5	1	6		4	25	13	1135		25		290	100					
2	Claycock Kemp	160	80		3500		6		6		15	19	26	1440		90	20	250	195					
3	Settemyer Fred	60	60		1200		4		1		6	5	25	930		75			65					
4	Bragg Josiah	250	210		6000		6	2	8		14	25	65	2045		35		500						
5	Vetters James	80	110		1900		4		2		12	12	1	960				450	75					
6	Vetters Peter	60	160		200		8		3		3		4	990		100		500	50					
7	Hancock Edwin		80		500		2		2				5	305										
8	Turner Abel	10	30		300		4		6		15			1070										
9	White William	11	23		500		2						4	220		20		100						
10	Wilam John	75	225		3000		5		2		5	12	15	815					75					
11	Schuder August	10	30		400		2		2				5	305										
12	Walsh James	40			600		3		3		4	12	24	690		30		250						
13	Adundell Caleb	80	40		1600		2	2	4		3		6	680		27		100						
14	Bower George	40	60		1000		5		4				6	690				75	37					
15	Elain Jacob	80	120		2000		2		4		7	4	8	510		64		200	80					
16	Acnes David	15	35		500		2		1				25	365										
17	Haydon Francis	60	120		1800		3		3		14		15	935		90		200	30					
18	Taylor Richard	65	220		2100		6		4				15	27	805		28		150	125				
19	Haydon Benjamin	60	60		1800		6		4				2	40	962				720	40				
20	Rutter Edmund	135	213		3000		2		2		17	11	3	812		70		100						
21	Jones Alexander	10			100		2							200										
22	Otten Benjamin	40	120		1200		2	1	2				4	4	404		10	50	100					
23	Cole Joel	12	68		4000		2	1	2				5	490				100						
24	Shiley John	20	20		500		2						5	225				150						
25	Otten Herman	15	75		800		1		2		2		2	250		12	15	40						
26	Barnes Richard	10	90		600		3		2				12	10	440				125					
27	Poor Marshall	35			500		3		7		1		10	630		96		300						
28	White William	46	38		800				1				13	105				250						
29	White Eugene	15	75		800		2		2		4		5	425		30		200	120					
30	White Henry	60	60		1200		12		6		8	25	25	1855		15		500	250					
31	Preston Percy	18	32		500		1						5	125										
32	Whitelock Andy		110		500		3		3		7		8	670										
33	Dupe William	46	32		960		2						10	250		22		100	75					
34	Chivett Louis	20	20		500		2		2				9	320				200	100					
35	Woenges Christian	20	60		600		2		1					240		40		100	100					
36	Peck William	10	30		300		2		1		1	9	7	328		20		200						
37	Pierce John	150	150		4000		5		6		10	25	40	1265		60		125	200					
38	Jones Benjamin	40	80		2100		5		6		20	22	20	1462		55		300	150					
39	Culbertson Saml	75	238		2000		2	1	2				3	402		48			28					
40	Hayton Robt	50	38		800		2						9	235				157						
		2053	3212		56600		134	8	112		172	239	509	26985		1062	85	1655	2035					

State of Missouri, enumerated by me on the 27th day of July, 1870.
W. H. Piller, Ass't Marshal.


YEAR ENDING JUNE 1, 1870.

Cotton. (Bales 150 lbs.)	Wool. Lbs.	Peas and Beans. Bush.	POTATOES.		Orchard products. Dolls.	Wine. Gallons.	Produce of Market Gardens. Dolls.	DAIRY PRODUCTS.				SEED.		SUGAR.				BEES.		Forest products. Dolls.	Value of Home Manufactures. Dolls.	Value of animals slaughtered or sold for slaughter. Dolls.	TOTAL VALUE. Dolls.					
			Irish. Bush.	Sweet. Bush.				Butter. Lbs.	Cheese.* Lbs.	Milk sold. Gallons.	Hay. Tons.	Clover. Bush.	Grass. Bush.	Hoys. Lbs.	Hemp. Tons.	Flax. Lbs.	Flax-seed. Bush.	Silk cocoons. Lbs.	Maple. Lbs.					Cane. Hhds. (1,000 lbs.)	Molasses. Gallons.	Wax. Lbs.	Honey. Lbs.	
25	26	27	28	29	30	31	32	33	34	35	36	37	38	39	40	41	42	43	44	45	46	47	48	49	50	51	52	
	60				25			100			8										40				350	548	1	
	100				38			250			20														450	1025	2	
																									120	215	3	
	80							400			110														350	1690	4	
	35							50			1														100	600	5	
								100			10														400	955	6	
								100																			25	7
								380																			87	8
																									55	150	9	
	72							100			22														110	342	10	
								100																			25	11
	36							150			4														120	376	12	
								200			24														160	406	13	
								50																	60	137	14	
	20				25			200			20														160	629	15	
								50								Pro Crop											13	16
		20						50			18														50	392	17	
	50							150			18														8	467	18	
	14							100			10											40			210	1220	19	
	75				25			150			60														75	676	20	
																New farm												21
	30							100																	60	175	22	
	20							100																	40	70	310	23
																									16	25	145	24
	40							50																	10	35	121	25
	35	25						100																	100	90	322	26
								150																	100	120	446	27
																										160	356	28
								100																	75	215	29	
								300			40														400	1285	30	
																New farm												31
								150																			37	32
																									45	160	33	
								100																	65	435	34	
								50																	25	180	35	
								50																	100	270	36	
	60							300			140														300	1475	37	
	300	25						400																	240	875	38	
								100																		80	140	39
																									50	192	40	
	1027	70			113			4730			504													4708	17117			

* This will include only such cheese as is made upon the farm. Milk sent to cheese factories will be regarded as milk sold off the farm.

286

SCHEDULE 3.—Productions of Agriculture in *Finger Creek Township*, in the County of *Shelby*, in the
Post Office:



1	ACRES OF LAND.			PRESENT CASH VALUE.			LIVE STOCK, JUNE 1, 1870.								PRODUCE DURING THE									
	Improved.	UNIMPROVED.		Of farm.	Of farming implements and machinery.	Total amount of wages paid during the year, including value of board.	Horses.	Mules and Asses.	Milk Cows.	Working Oxen.	Other Cattle.	Sheep.	Swine.	Value of all live stock.	WHEAT.			Indian Corn.	Oats.	Barley.	Buckwheat.	Rice.	Tobacco.	
		No.	Wood-land.												Other unimproved.	Dolls.	Dolls.							Dolls.
2	3	4	5	6	7	8	9	10	11	12	13	14	15	16	17	18	19	20	21	22	23	24		
1	Elwood Thomas	90	220		3500		7		1		23	11	820		50									1
2	Linchellou Benjamin	100	80		3000		3		4	12		10	870				250	600						2
3	Sibley David	20	60		1600		2		1			6	270						No crop					3
4	Pord James	90	110		3500		1	6		10	50	23	1055		100		150	200						4
5	West William	70	90		2000		2		7	10		25	600				500	100						5
6	Griffith James	60	80		2000		2		2	8	28	8	675		28		150	200						6
7	Richards Francis	22	18		800		3		4			2	310				100	200						7
8	Browster Herman	40	40		1600		2		1		13	9	425				100							8
9	West James	20	20		800				4			20	100						New farm					9
10	Edmonson Burfil	35			250		3					9	345				500	50						10
11	Whitelock Samuel	50	190		2100		4			7	12	18	808		60		75	150						11
12	Whitelock George		60		600		2		3	2		6	390											12
13	Nicholls John	180	920		4500		2	67	3			36	50	3900			1500	300						13
14	Smith Annie	130	30		2200		6	1	4			23	16	970		30		75	300					14
15	Clagget Charles	200	140		4500		4	2	1	30	10	40	2190				1000	300						15
16	Wherry Oliver	50	110		1200		4		6	10	20	5	950		74									16
17	Horrell William	13	157		1000		3		5		8	8	978											17
18	McCahany John	60	50		2500		2	2	5	15	20	18	1285		70		350	300						18
19	McCoy Weather	20	30		400		1	1	5			5	310											19
20	Payne Thomas	80	80		3900		2		2			8	411				250	300						20
21	Sair Robert	230	170		6300		7		3	18	40	22	1620		75		300	200						21
22	Sair John	80	20		1800		4		8	10	10	1	545						New farm					22
23	Sair Aldison	125	30		6000		11	11		25	70	15	2405		75		400	175						23
24	Forner Robert	70	93		2000		3		8	8	15	4	785		120		75	100						24
25	Buckingham Charles	45	150		2600		8		4	7	80	8	1224		130		250	100						25
26	Watkins Nicholas	100	100		2500		5		7	7	59	35	1104		142		500	41						26
27	Loony William	80	120		1600		3		4	4	40	8	710		75			50						27
28	Smith Austin	100	100		2000		5		5		17	20	670		10		150	20						28
29	Loony Isaac	80	60		2100		4		3	6	12	10	910		75		200	100						29
30	Forner Charles	65	25		1300		3		8	12	12	27	1170		65		225	125						30
31	Slote Dereal	20	150		700																			31
32																								32
33																								33
34																								34
35																								35
36																								36
37																								37
38																								38
39																								39
40																								40

3325
3523
69450
108 70 108 200 585 442 28765
4177
7000 3911

State of *Missouri*, enumerated by me on the *29th 30th* day of *July*, 1870.
W. H. Piller, Ass't Marshal.

YEAR ENDING JUNE 1, 1870.

Cotton. Bales (150 lbs.)	Wool. Lbs.	Peas and Beans. Bush.	POTATOES.		Orchard products. Dolls.	Wine. Gallons.	Produce of Market Gardens. Dolls.	DAIRY PRODUCTS.			Hay. Tons.	SEED.			Flax. Lbs.	Flax-seed. Bush.	Silk cocoons. Lbs.	SUGAR.		Molasses. Gallons.	DRES.		Forest products. Dolls.	Value of Home Manufactures. Dolls.	Value of animals slaughtered or sold for slaughter. Dolls.	TOTAL VALUE. Dolls.			
			Irish. Bush.	Sweet. Bush.				Butter. Lbs.	Cheese.* Lbs.	Milk sold. Gallons.		Clover. Bush.	Grass. Bush.	Hops. Lbs.				Hemp. Tons.	Maple. Lbs.		Cane. Hhds. (1,000 lbs.)	Wax. Lbs.					Honey. Lbs.		
25	26	27	28	29	30	31	32	33	34	35	36	37	38	39	40	41	42	43	44	45	46	47	48	49	50	51	52		
								50																		60	1		
	10							900																		75	636	2	
	20							50											<i>Am Crop</i>							13	3		
	100				80			850		15																140	684	4	
	25				20			100																		530	1010	5	
	50				30			200			30										12					90	569	6	
								50			6															35	237	7	
								200																		140	265	8	
																				<i>Am farm</i>									9
			25		20																					100	500	10	
	25		40					150			2															70	320	11	
								150																			37	12	
	80							200			80															220	2035	13	
	275							50			72															160	432	14	
								300			110															700	2570	15	
								250																		100	234	16	
								250																			62	17	
								250			20															160	687	18	
								100																			25	19	
								150			20															140	592	20	
	100		40		250			200			160															300	2085	21	
																				<i>Am farm</i>									22
	175		25		300			250			80															300	1480	23	
								200																		560	810	24	
	100							350			10															410	900	25	
	100				50			900			60															320	1400	26	
	100				75			250			10															200	545	27	
	50							150			48															150	632	28	
	50				95			250			100															140	1110	29	
	30				250			400			40															780	995	30	
											12																	31	
																											92	31	
																													32
																													33
																													34
																													35
																													36
																													37
																													38
																													39
																													40
	1160		130		1120			6700			825															5190	20775		

* This will include only such cheese as is made upon the farm. Milk sent to cheese factories will be regarded as milk sold off the farm.