

SCHEDULE 3.—Productions of Agriculture in Bonhomme Twp., in the County of St. Louis, in the Post Office: Ballwin

Name of Agent, Owner, or Manager.	ACRES OF LAND.			PRESENT CASH VALUE.			LIVE STOCK, JUNE 1, 1870.								PRODUCE DURING THE YEAR.								
	Improved.	UNIMPROVED.		Of farm.	Of farming implements and machinery.	Total amount of wages paid during the year, including value of board.	Horses.	Mules and Asses.	Milk Cows.	Working Oxen.	Other Cattle.	Sheep.	Swine.	Value of ALL live stock.	WHEAT.								
		Wood-land.	Other unimproved.												Of farm.	Of farming implements and machinery.	Total amount of wages paid during the year, including value of board.	Horses.	Mules and Asses.	Milk Cows.	Working Oxen.	Other Cattle.	Sheep.
	No.	No.	No.	Dolls.	Dolls.	Dolls.	No.	No.	No.	No.	No.	No.	No.	Dolls.	Bush.	Bush.	Bush.	Bush.	Bush.	Bush.	Bush.	Lbs.	Lbs.
1	2	3	4	5	6	7	8	9	10	11	12	13	14	15	16	17	18	19	20	21	22	23	24
1 Dependahl Francis	125	90		15,470	300	700	6	2	6		8	25	16	1500		800		600	50				
2 Kleinsorge August	90	61		9,000	500	660	3	3	3		4	5	16	900		650		350	200				
3 Schell Frederick	8			300	150	220	1		2		2		13	300				20	20				
4 Balch Ruiney	15	105		2,400	100	200		2	2		2		6	460		275		200					
5 Jones William	20	30		R	120	100	2		2				6	250		200		300	100				
6 Kessler Louis	200	500	400	10,000	600	200	4	6	4		4	54	10	1500		500		500	300				
7 Stoener Franz	30			400		50		2	2				10	400		200		200	25				
8 Strothkamp Louis	40	145		3,000			1		1														
9 Ziegenhain John	60	15		5,000	300	200	2		3				50	350		400		400	45				
10 Oberbeck William	35	47		4,000	300	150	3		4		4		17	600		240		250	150	125			
11 Hergig Joseph	25	20		120		25	2		2		1		2	300				100					
12 Hergig Susan	16	100	114	7,200	100	50	2		6				5	300				100	50				
13 Lewis Logan	54	50		300		150	2	2	6		1		15	500		400		200	50				
14 Reis William	60	42		6,000	300	400	4		4		4		20	600		262		200	200				
15 Darby And W	110	116		11,000	150	500	6	1	4		2		30	800		1100		500	40				
16 Storck John	38	8		2,300	150	50	2		2		1		5	400		135		200	25				
17 Harrison Joshua	110	125		17,200	300	600	4		4		8		20	700		250		800	250				
18 Lockhill Christopher	150	90		17,200	500	1,000	2	6	6		3	13	60	1,000		900		1200	400				
19 Davis Henry	14			200		45	2		1					300									
20 Durall Eliza	40	60		6,500	300	700	2	2	5		8		20	500		400		500	500				
21 Durall Wm B	20	60		5,200	100		3							300		100		200	25				
22 Durall Giles	30	36		3,900	100		2							200		100		350					
23 Durall Margaret	30	20		3,250																			
24 Durall Elizabeth	30	20		3,250																			
25 Durall Mary	30	20		3,250																			
26 Eggen Ernst	25	15		2,600	300	70		2	3		1		4	300		100		200	100				
27 Quail William	40			2,600	300	100	1	3	5			10	7	400				200	100				
28 Wagner Jacob H	94	26		7,800	600	600	2	3	4		1		13	600		1,000		500	150				
29 Ruppel Henry	40	25		3,500	250	150	2		2		3	6	6	250		200		300	45	20			
30 Schoeg John	45	35		150		200		2	2		1		8	300		215		350	200	44			
31 Dainbach Emil	5	10		3,000	100	180	1		2				4	200					100				
32 Villmer John	28	16		4,000	100																		
33 Hoyt Jerry	30			200		50	2		3		1		10	300		100		350	100				
34 Schull Henry	20	12		150		100		2	2		3		15	320				500					
35 Craft August	65	31		400	200	575	1	2	3		1	4	4	500		775		300	150				
36 Klingemier Henry	35	45		200				2	1		2		6	250				100	100				
37 Zimmer Ludwig	25	15		200		100	1	1	2		2		3	200				80	100				
38 Haas Mathias	15	25		1600																			
39 Bunde Louis	12			75		20		2	1		1		4	150									
40 Warner Parker	20	20		100		50		1	2		2		7	150				30	10				
	1899	2035	514	20020	8315	8225	65	46	101		70	114	412	1680		9302		10080	3645	189			

9112

State of Mo, enumerated by me on the 30 day of June, 1870.

E. L. Donula, Ass't Marshal.

YEAR ENDING JUNE 1, 1870.

Cotton. Bales (50 lbs.)	Wool. Lbs.	Peanut Beans.		POTATOES.		Orchard products. Dolls.	Wine. Gallons.	Produce of Market Gardens. Dolls.	DAIRY PRODUCTS.			SEED.				SUGAR.			BEES.		Forest products. Dolls.	Value of Home Manufactures. Dolls.	Value of animals slaughtered or sold for slaughter. Dolls.	TOTAL VALUE. Dolls.				
		Bush.	Dush.	Irish.	Sweet.				Butter. Lbs.	Cheese.* Lbs.	Milk sold. Gallons.	Hay. Tons.	Clover. Bush.	Grass. Bush.	Hops. Lbs.	Hemp. Tons.	Flax. Lbs.	Flax-seed. Bush.	Silk cocoons. Lbs.	Maple. Lbs.					Cane. Hhls. (1,000 lbs.)	Molasses. Gallons.	Wax. Lbs.	Honey. Lbs.
25	26	27	28	29	30	31	32	33	34	35	36	37	38	39	40	41	42	43	44	45	46	47	48	49	50	51	52	
1	80		200					375			15												125	250		3,000		
2	12	2	75		20			100			5												10	120	200	2,000		
3			1	20	20			10																18	160	500		
4			5	200				20	100															750	150	1,000		
5				50																				120		500		
6	150		200		200			250			30													400	120	2,300		
7			5	100				100			1															40	500	
8																											600	
9											3															60	1,000	
10				50				150																30	100	800		
11				75	15						1															20	500	
12				40		50		100			1/2															100	500	
13				70				200			1 1/2												20			100	800	
14			4	100		100		150			3													150	200	1,000		
15				40	6			150			3															350	1,600	
16				50				50																		100	600	
17				50	10	50		300			3 1/2														20	200	1,600	
18	18			50				300			5														200	440	2,600	
19				100	10	100		200																			500	
20				30		100		250			30														80	400	1,800	
21				40																								500
22				75		100																			150		500	
23																												300
24																												300
25																												300
26				75		100		125			8															100	800	
27	40			200		100		265			6															80	600	
28				70		100		100			7															150	2,000	
29	24	6		50		70		75			3													100	100	800		
30				100				20			1 1/2															100	700	
31				25		200		100																			500	
32																											75	600
33						30		50			5																90	550
34				200	30	50																					100	500
35	17			100				150			8														120	140	1,500	
36				5	20			53			2																50	500
37				8	60		20	25			1														10	100	500	
38																												500
39																												200
40				20	20			50																			50	300
	341	56	2535	71	1320	20		3798			175 1/2												20	10	2393	4130	56150	

* This will include only such cheese as is made upon the farm. Milk sent to cheese factories will be regarded as milk sold off the farm.

SCHEDULE 3.—Productions of Agriculture in Bohannon Twp, in the County of St Louis, in the Post Office: Pallwin

No.	Name of Agent, Owner, or Manager.	ACRES OF LAND.			PRESENT CASH VALUE.		Total amount of wages paid during the year, including value of board.	LIVE STOCK, JUNE 1, 1870.								PRODUCE DURING THE YEAR.										
		Improved.	UNIMPROVED.		Of farm.	Of farming implements and machinery.		Horses.	Mules and Asses.	Milch Cows.	Working Oxen.	Other Cattle.	Sheep.	Swine.	Value of All Live Stock.	WHEAT.		Rye.	Indian Corn.	Oats.	Barley.	Buckwheat.	Rice.	Tobacco.		
			Wood-land.	Other unimproved.												Dolls.	Dolls.								No.	No.
1	2	3	4	5	6	7	8	9	10	11	12	13	14	15	16	17	18	19	20	21	22	23	24			
1	Coffey Charles	13			1,000	200		2	1	4			3	4	400				200	60						
2	Hellhaber Wm	27	13		2,000	150			2	3		2	5	8	300		30		150	100						
3	Craft William	90	30		4,400	200	200		3	2		1	2	6	350		350		50	100						
4	Neuberg John	20	20		800	100	20	2		2				4	220		60		100	50						
5	Hawdsleb Christ	15	38		2,500	200			2	2		3		12	300		100		100	100						
6	Brinter William	30	8		4,000	200	250	1	1	3				8	400		200		200	100						
7	Auerfeld Wm H	32			1,300		340	2		2		1	1	13	330				300	100						
8	Zimmerman Mathias	60	20		8,000	200	50	2		3				7	300		120		100	100						
9	Zimmerman Henry	21	4		1,500																					
10	Reischneider Peter	20	10		300	150	80	2		2		1		8	340				200	150						
11	Herman Chas A	20	40		11,000	160	100	3	1	2		3	6	6	500				250	100						
12	Baumer Henry	22	18		100	90		3		3		2		12	375		125		50	75						
13	Weiss John	40	30		500	200	400	1	2	3		2	3	7	500		160		200	25						
14	Hauszels Fredrich	40	25		2,600	75	200	3		1		2		4	320		150		200	100						
15	Vesper Louis	40	7		3,000	175	330		2	3		5		10	470		357		175	100						
16	Wolf Joseph	25	14		2,000	80	80		2	4		1		3	250		190		110	50						
17	Blig Charles	30	10		100			2		2				9	300				400	300						
18	Busche George	40			160	150		2		2		2		8	400		238		350	200						
19	Ertin Fredrich	25			100	25		2	4		1			2	200		80		200	100						
20	Botte Benedict	30			100	100		2		3		1	5	35	490		200		300	300						
21	Hansell John	27			100	50		2						11	275		247		70	200						
22	Chesley Richard	50			150	280		3	2	3				16	750		230		500	130						
23	Roberts John	26			100	60		2		2		1		4	300		100		200	100						
24	Sandford William	20			75	80		2	3		2			6	385				150	85						
25	Karl Henry	23	37		1,600	100	30		3	4		2		3	350				150	200						
26	Wallenstein Mary	30	50		1,000	60	60	2		2					300		140		150	20						
27	Niere Henry	40	70		2,000	160	300	3		3		8	4	24	550		160		250	400						
28	Kleinsohn Henry	75	110		3,500	300	300	3	3	5		3	10	24	800		400		700	200						
29	Rosinquey Egidius	20	20		2,000	40	10	1	1	2		2		8	300				100	50						
30	Sontag Sebastian	20	60		2,000	100	100	3		3		3		18	500		150		150	200						
31	Bachmair Christian	60	100		5,000	300	300		2	5		5	6	24	550		316		300	100	60					
32	Leav John B	80			5,000	400	480	3	2	6		4		15	1,000		950		500	450						
33	Dass James	40			100	150		3	1	2		2		9	600		488		900							
34	Dass Williams	30			1,500	50		2		1				5	300				600	150						
35	Hulford Edward	35			1,700	150		1		2	2	2		11	300				170	150						
36	Kaw Philip	170	67		12,000	300	1,000	6	2	8		2		50	1,200		250		1,000	300	560					
37	Vogt John	15	25		1,200	60	500	2		1		1			250											
38	Marshall Christ	40	320		12,000	300	3360	4	1	2					600		180									
39	Wincke Julius H	300	300		18,000	500	3360	1	5	4	5	5		25	1,300		1,294		2,500	500						
40	Wink Herman	6			500	50	200	1		2		1		3	220											

1489 1458
 117400 5995 9845 69 42 102 7 12 45 322 17575
 7265 12030 4495 1574

State of MO, enumerated by me on the _____ day of June, 1870.

E. L. Darnlack, Ass't Marshal.

YEAR ENDING JUNE 1, 1870.

1	25	26	POTATOES.		30	31	32	DAIRY PRODUCTS.			36	SEED.		39	40	41	42	43	SUGAR.		46	BEES.		49	50	51	52	TOTAL VALUE.
			28	29				33	34	35		37	38						44	45		47	48					
		12	50	100				200																		100	600	1
2		8		40	100			50																		100	600	2
3		10		30	100			15			1												80		100	900	3	
4			1	60				50															40		70	500	4	
5				75	70			100			1														100	700	5	
6				20				26.5			3														150	800	6	
7				75	6	25	20	200			5														374	700	7	
8				50	25			50			8												140		100	600	8	
9																											500	9
10				120				50			8												80		230	760	10	
11				100																			200		80	1,000	11	
12			20	100				50															100		140	600	12	
13		12		200				75			8												40		160	800	13	
14				50	70			50			8														200	750	14	
15			2	125				150																225		90	950	15
16				40							4												60		70	500	16	
17				50				150																	80	500	17	
18				100				100																	80	700	18	
19				50							3														60	400	19	
20		20	2	100				50			2														240	800	20	
21				200																					50	600	21	
22				130	7			26.5			2														700	1,000	22	
23				50				65			1														60	450	23	
24				200	50	40		300			3														120	700	24	
25				100				50																420		100	900	25
26				20																					60	350	26	
27		16		120	30			100			3												20	40	150	800	27	
28		36		150	100			300			7													10	375	1,700	28	
29				40	100			60			2													40	60	450	29	
30				60	75			50			1/2														130	600	30	
31		16		200	150			200			2														230	1,200	31	
32				20				250			10														80	2,000	32	
33				10																					225	1,300	33	
34				10																							500	34
35				20	20			100			4														200	500	35	
36				300				500			80														250	2,800	36	
37				200				100			1												400		700	740	37	
38				40																							720	38
39				40				50			20														150	3,000	39	
40							3800																				4,000	40
	430	75	3395	83	855	3820		3995			185 1/2												20	40	1835	5164	37470	

* This will include only such cheese as is made upon the farm. Milk sent to cheese factories will be regarded as milk sold off the farm.

SCHEDULE 3.—Productions of Agriculture in Bonhomme Twp, in the County of St Louis, in the Post Office: Ballwin.

Table with 24 columns: 1. Name of Agent, Owner, or Manager; 2-4. Acres of Land (Improved, Woodland, Other unimproved); 5-6. Present Cash Value (Of farm, Of farming implements and machinery); 7. Total amount of wages paid during the year; 8-15. Live Stock (June 1, 1870) including Horses, Mules and Asses, Milch Cows, Working Oxen, Other Cattle, Sheep, Swine, and Value of all live stock; 16-24. Produce during the year including Wheat (Spring, Winter), Rye, Indian Corn, Oats, Barley, Buckwheat, Rice, and Tobacco.

26025

400

State of Mo, enumerated by me on the Month day of June, 1870.
E. J. Dornbach, Ass't Marshal.

YEAR ENDING JUNE 1, 1870.

Cotton. Bales (50 lbs.)	Wool. Lbs.	Peas and Beans. Bush.	POTATOES.		Orchard products. Dolls.	Wine. Gallons.	Produce of Market Gardens. Dolls.	DAIRY PRODUCTS.			SEED.			Hops. Lbs.	Hemp. Tons.	Flax. Lbs.	Flax-seed. Bush.	Silk cocoons. Lbs.	SUGAR.		DEES.		Forest products. Dolls.	Value of Home Manufactures. Dolls.	Value of animals sold for slaughter. Dolls.	TOTAL VALUE. Dolls.			
			Irish. Bush.	Sweet. Bush.				Butter. Lbs.	Cheese.* Lbs.	Milk sold. Gallons.	Hay. Tons.	Clover. Bush.	Grass. Bush.						Maple. Lbs.	Cane. Hhls. (1,000 lbs.)	Molasses. Gallons.	Wax. Lbs.					Honey. Lbs.		
25	26	27	28	29	30	31	32	33	34	35	36	37	38	39	40	41	42	43	44	45	46	47	48	49	50	51	52		
			85					100																300	100	700	1		
			350	25				265			20													300	150	2000	2		
			60					75			1														80	500	3		
			400					350															100	75	3000	4	4		
			50					120																	95	900	5	5	
			50					100			1													770	150	820	6	6	
			100					300			6														200	1300	7	7	
			100					300			6														150	1100	8	8	
			80					420			8														100	800	9	9	
			400					250																	90	1200	10	10	
			60					20																	40	300	11	11	
	24		300					50			1														80	680	12	12	
			60					200			3														120	500	13	13	
			60					200																	280	1050	14	14	
			580			500		400			60														120	3600	15	15	
			40					60			2													30	70	500	16	16	
			560																						30	570	17	17	
			80																						20	360	18	18	
			100					150																50	500	1220	19	19	
			50					400			10														630	1850	20	20	
			50					200																	200	860	21	21	
			100								1 1/2													120	100	550	22	22	
	100		100					150			8														300	1000	23	23	
			100			180		200			6														300	1200	24	24	
			200					120			8														400	1100	25	25	
	100		100					200			15														120	1050	26	26	
			180	70	120			80			3														220	1540	27	27	
	100																								300	2000	28	28	
																											400	29	29
																									120	1220	30	30	
																										300	31	31	
			20	10				120			3										80		450	200	1250	32	32		
								125			10													400	400	1220	33	33	
			100					160			20														140	950	34	34	
			200					100			4														180	800	35	35	
			300								2														100	450	36	36	
			120																					60	30	200	37	37	
			100					120			20													150	160	1220	38	38	
																												39	39
			180					40																	180	50	450	40	40
324			5415	80	325	500		5325			217 1/2													80	107	2010	6400	40650	

* This will include only such cheese as is made upon the farm. Milk sent to cheese factories will be regarded as milk sold off the farm.

SCHEDULE 3.—Productions of Agriculture in Bonhomme Twp., in the County of St Louis, in the
Post Office: Ballwin

1870

Name of Agent, Owner, or Manager.	ACRES OF LAND.			PRESENT CASH VALUE.		Total amount of wages paid during the year, including value of board.	LIVE STOCK, JUNE 1, 1870.								PRODUCE DURING THE YEAR.								
	Improved.	UNIMPROVED.		Of farm.	Of farming implements and machinery.		Horses.	Mules and Asses.	Milch Cows.	Working Oxen.	Other Cattle.	Sheep.	Swine.	Value of all live stock.	WHEAT.		Rye.	Indian Corn.	Oats.	Barley.	Buckwheat.	Rice.	Tobacco.
		Wood-land.	Other unimproved.												Dolls.	Dolls.							
1	2	3	4	5	6	7	8	9	10	11	12	13	14	15	16	17	18	19	20	21	22	23	24
Mills Thom L	10	10		12,000	100	300	3	1	1				400										
Smith Wm J	15			20,000	100	800	1	2	1				400										
Bodley Sarah J	40	20		25,000	100	600	2	5	1			12	600		50	100	100						
Boridge Charles	13			100	60		2	1	2			5	300										
Gill Ella C	22			14,000	100	1000	2	2	1	10		300					300						
Parson Louis P	260	400		100,000	3000	12,800	34	7	12	8	200	600	140	20,000		9,000		15,000	9,000				
Rosberry Elijah	18			100	100		1	1	1				200				50						
Hansford Wm	20			60			2	1	4			3	300				200	100					
Higgins Denis	39			15,000	120		2	4					400										
Nirk William	5			4,000			1	1				5	200										
Berg Francis	26	60		15,000	200	650			2				70				200						
Leffingwell Hiram H	3			8,000		960	3	3	5				700										
Kuth David	20			10,000	100	400	1	1					200										
Edwards Benj H	8			10,000	80	300	2	2	2				400										
Hays Charles H	50			2,500	120	200	4	2	6				600		600		800	100					
Willmer Fred R	27			2,000	60	25	2	3	2			10	420				300	200					
Munding M	35	50		10,000	100	50	4	2	3	2	6	4	600		300	25	370	300					
Schneider Jacob	60	37		5,000	200	400	5	11	1				30	2100									
Larman Thos V	150	110		13,000	100	200	5	4	3			40	700										
Signaigo James	100	60		16,000	200	200	4	4	3			28	700		264	75	600	300					
Schulz Andrew	70	50		4,000	120	50	2	4	1			4	400		212		500	200					
Burford Wm	40	10		2,800	100	60	2	1	1			4	280		110		250	100					
Gates John	200	245		45,000	1200	1440	40	10	8			40	50	4190		900		2000	200				
Collins John P	35	65		10,000	150		3	2	1				12	600				600					
Stevens Luanda O	25	6		3,000	65	100	2	2	1				16	300				300	50				
Smith Samuel O	125	100		11,000	100	200		2	3	1			500		240		250	400					
Hudchean William	20			1,700	50	120	2	2					4	300				200	180				
Shetwell John	180	60		15,000	1000	300	6	5	3			20	1350		1600		600	600					
Hoggin G W	300	580		60,000	1000	2,000	9	7	6			10	7	50	1800		1800		4000	1200			
McGrath Thomas	100			5,000	300	800	3	2	3	3	2	20	800		400		800	400					
Engler August	40	69		4,000	120	800	5	3	3			12	700				1,000	200					
Needle John	30			80	200		2	1					6	275				200	120				
Needle William	30			80	50		3	2					10	400				200	120				
Herrington David	170	22		15,000	130	900	1	4	10	4	32		36	2,000		440		1200	400				
Williams Thomas	35			50	40		2	2	1				19	300		50		300	150				
Williams Parlin	120	250		18,000	200	150	5	5	2	10			60	900		217		800	200				
Williams Samuel	20						2							100		150		100					
Burby P S	10						2							200				700					
Larkin Stephen	20			50			1	1	2	2			15	350				150	60				
McLornick M A	30	27		2,000	100	200	3	1	1	11	1		14	400				300	100				
				4869	2256		486000	9795	26485	173	48	117	14	344	625	629	45735	16283	150	92900	14780		

State of Mo, enumerated by me on the _____ day of July, 1870.


E L Doran, Ass't Marshal.

YEAR ENDING JUNE 1, 1870.

Cotton.	Wool.	Peanut Beans.	POTATOES.		Orchard products.	Wine.	Produce of Market Gardens.	DAIRY PRODUCTS.				SEED.		Hops.	Hemp.	Flax.	Flax-seed.	Silk cocoons.	SUGAR.			BEES.		Forest products.	Value of Home Manufactures.	Value of animals slaughtered.	TOTAL VALUE.			
			Irish.	Sweet.				Butter.	Cheese.*	Milk sold.	Hay.	Clover.	Grass.						Maple.	Cane.	Molasses.	Wax.	Honey.							
																												Bales (450 lbs.)	Lbs.	Bush.
25	26	27	28	29	30	31	32	33	34	35	36	37	38	39	40	41	42	43	44	45	46	47	48	49	50	51	52			
											4																200			
			30			300		250			3																400			
			280		300			420			12														300		1200			
							600																				600			
	30		200		40		75	150			5																570			
	2000		700					1000			180				Waxed 300 Bush						600					15000	40500			
			50		25		120	100			3																75	400		
			200	30			100																				40	450		
																												1000		
						900																						1400		
					100	300																						500		
			10			2500		150																				2500		
					150			20																				200		
			200	30	100	150																						450		
			300																									1300		
			80					350			3																30	500		
	20		100		200			100			3												5 10				50	1200		
																											300	600		
			200					120			2																180	1350		
			120		200			100			15																120	1600		
			60		30			80			6																50	800		
			50					100			3																80	500		
			300																									720	4200	
			500																									100	800	
			100					75			1 1/2																80	420		
			150		60			225																				130	850	
			300					40			2																60	400		
								200			10																300	2800		
	25		200		100			300			70																500	6800		
	10		500					200			10																180	2000		
			260					150			1															600	120	1500		
			180					50			2																40	60	440	
			60								5																120	90	500	
			170					250			20															600	340	2800		
			100	30				100			1																125	550		
			40	40				250			10																40	475	1700	
			50	35				60																				75	75	500
			120		100						1																80	40	780	
			40	80																								50	650	
			200					150			1																	180	1530	
	2085		5850	245	1405	4150	895	4890			456 1/2				300											1400	5 10	1595	19761	86500

* This will include only such cheese as is made upon the farm. Milk sent to cheese factories will be regarded as milk sold off the farm.

SCHEDULE 3.—Productions of Agriculture in Bonhomme Twp., in the County of St Louis, in the Post Office: Ballwin.



Name of Agent, Owner, or Manager.	ACRES OF LAND.			PRESENT CASH VALUE.		Total amount of wages paid during the year, including value of board.	LIVE STOCK, JUNE 1, 1870.								PRODUCE DURING THE YEAR.										
	Improved.	UNIMPROVED.		Of farm.	Of farming implements and machinery.		Horses.	Mules and Asses.	Milk Cows.	Working Oxen.	Other Cattle.	Sheep.	Swine.	Value of All live stock.	WHEAT.		Rye.	Indian Corn.	Oats.	Berley.	Buckwheat.	Rice.	Tobacco.		
		No.	Wood-land.												Other unimproved.	Dolls.								Dolls.	Dolls.
1	2	3	4	5	6	7	8	9	10	11	12	13	14	15	16	17	18	19	20	21	22	23	24		
Siff Samuel	20			1000	40		2	1	1				8	300				450	200						
Schlect Reinhold	60			1600	120	300	2	2	1		14		10	500				1000	600						
Hynt Charles	45			150	50		6		8		12		9	700				500	120						
Piebler Louis	30	40		4000	80		2							300				150	60						
Rover Alfred	20			800	60		2		1				4	250				800	100						
Miller John	22			800	50		2		2		4			400				500							
Steingger John	30	50		4800		200	1	2	2		6		11	500		300		100	100						
Baly Louis	24	14		2400	30		2							200				100	50						
Cayon Edward	30	50		4000	40		2		1			3	2	300				300	100						
Lucas Frank	30						2		2			10	6	400				300							
Burgain Frank	30							2	1			4	8	400				400							
Thompson George	15	25			80		2		3				4	300				120	200						
Welsh Mich	30	50			100	100	2		2		3	1	6	400				500	300						
Hatch Hy D	200	200		75000	500	3600	5		16		6	75	29	1500				2600	1000						
Scott William	40	10		16000	125	360	2		1		1		3	400		220		100	100						2000
Mathus Wms	30	130		56000	200	840	3	2	4		2		4	1000				600	200						
Timon O.V.	10	12		12000	60	470	2		2					400											
McQuain J W	40				100	100		2	2				3	400				400	100						
Walterheat Mary	50			9000	120	300	2		2		2		3	400						300					
Bauman And	30				60	80		2	3				10	450		300		500	160						
Past Joseph	40			4000	100	50	2		3				5	300		250		280	140						
Sappington Jonah	13	17		1800	100	50	2	2	3		2		12	500				140	150						
Sappington Chas	50	100		16000	200	75	2		3			8	10	400				250	140						
Sappington Linton F	50				200	75	2	1	1		1	8	10	500				250							
Rothwelder Mathew	25	25		1800	150	350	3		1				6	200				100	200						
Herold John	17				70		2		2				10	300				600							
Mintz Conrad	60	44		44000	200	260	2	2	4		6		12	500		280		500	140						
Sale S W	80	80		8000	300		8		3				12	1200		280		600							
Bicar Joseph	60				120		1	2	2		1		7	400		150		700	200						
Rott Jacob	115	40		15000	500	500	7		7		7	2	20	1200		750		500	200	300					
Rott Martin	85	15		15000	500	300	5		6		2		16	1000		450		600	200	250					
Appel Conrad	20						1		1		1			180											
Hoffman John P	5			6000	200	400	1		1		1			200											
Killinger Chas	15			8000	120	300	2		1					250				200							
Tutt S P	45			20000	100	420	2	2	2		3	20	20	1000		200		250							
Morrison Edward	70	50		26000	200	1200	6		3		6	13	7	1300				300	400						
Vandover John R	70				160	280	2	3	1					600				1000	600						
McDonald Wms	35				80	60	2	1	2		3		30	500				700	100						
Rudder Thomas	160	60		8800	800	250	10		2		1		40	1200		670		890	300						
Price James	40						3		2		6			400		300		240	80						
	1851	1014		383800	6035	10970	106	26	104		81	144	345	21630	4450		7520	6240	850						2070

State of Mo, enumerated by me on the 10 day of July, 1870.

E. L. Dusenback, Ass't Marshal.

YEAR ENDING JUNE 1, 1870.

Cotton. Bales (450 lbs.)	Wool. Lbs.	Peas and Beans. Bush.	POTATOES.		Orchard products. Dolls.	Wine. Gallons.	Produce of Market Gardens. Dolls.	DAIRY PRODUCTS.			Hay. Tons.	SEED.		Hogs. Lbs.	Hemp. Tons.	Flax. Lbs.	Flax-seed. Bush.	Silk cocoons. Lbs.	SUGAR.			BEES.		Forest products. Dolls.	Value of Home Manufactures. Dolls.	Value of animals slaughtered or sold for slaughter. Dolls.	Estimated value of estimated value of stock on hand. Dolls.			
			Irish. Bush.	Sweet. Bush.				Butter. Lbs.	Cheese.* Lbs.	Milk sold. Gallons.		Clover. Bush.	Grass. Bush.						Maple. Lbs.	Cane. Hhds. (1,000 lbs.)	Molasses. Gallons.	Wax. Lbs.	Honey. Lbs.							
25	26	27	28	29	30	31	32	33	34	35	36	37	38	39	40	41	42	43	44	45	46	47	48	49	50	51	52			
			300																							70	540	1		
			240					60			10														80	120	1400	2		
								100																300	500		1150	3		
			60																					400		40	600	4		
			120					20																		85	600	5		
			1000					100																		60	850	6		
			40					60			8														450	100	1200	7		
			100																								180	380	8	
			60					80			3															100	410	9		
			200					100																	180	40	500	10		
			180					20			1														200	60	600	11		
			80																								80	300	12	
			180					100			4															60	650	13		
	300		500					500			20														150	1000	4400	14		
			120					100			4			500													100	1200	15	
											100																	2600	16	
			40	200	300			120																				800	17	
			150					60			1																40	550	18	
			400		100			180			12																200	900	19	
			40					20																			20	700	20	
			360		180			120			4														150	240	1200	21		
			150	100				200																	50	70	650	22		
	20		100					100																			140	400	23	
	20		100	40				100			15															160		680	24	
			150	50							10														450	70	900	25		
			60								1																50	400	26	
			200					220			12														300	180	1350	27		
			600					100			15														120	160	1450	28		
			80								1														200	140	1000	29		
			500			20		250			30																250	2500	30	
			500			15		250			18														70	175	1800	31		
						1300																					40	1340	32	
			200			1400																					80	1580	33	
	60		140		300	20		200			20																270	1000	34	
	50		400		80	80		250			35																370	2000	35	
			120		160			100			10																	200	900	36
			20								8																	200	1160	37
			50								3															130	120	750	38	
			150		100			100			8																	200	2200	39
			80		120			160			1																	80	700	40
450			7770	390	1340	2835		3570			354			500												3320		5390	44000	

* This will include only such cheese as is made upon the farm. Milk sent to cheese factories will be regarded as milk sold off the farm.

SCHEDULE 3.—Productions of Agriculture in Bonhomme Township, in the County of St Louis, in the Post Office: Ballwin

Table with columns: Name of Agent, Owner, or Manager; ACRES OF LAND (Improved, Woodland, Other unimproved); PRESENT CASH VALUE (Of farm, Of farming implements and machinery); Total amount of wages paid to farm hands; LIVE STOCK, JUNE 1, 1870 (Horses, Mules and Asses, Milch Cows, Working Oxen, Other Cattle, Sheep, Swine, Value of all live stock); PRODUCE DURING THE YEAR (WHEAT: Spring, Winter, Rye, Indian Corn, Oats, Barley, Buckwheat, Rye, Tobacco).

1675 1528 2280 4820 5710 69 46 104 4 68 20 365 19895 4838 14805 3426

State of Mo, enumerated by me on the 10 day of July, 1870.


E. J. Dombach, Ass't Marshal.

YEAR ENDING JUNE 1, 1870.

Cotton. Bales (50 lbs.)	Wool. Lbs.	Peas and Beans. Bush.	POTATOES.		Orchard products. Dolls.	Wine. Gallons.	Produce of Market Gardens. Dolls.	DAIRY PRODUCTS.				SEED.				SUGAR.				BEES.		Forest products. Dolls.	Value of Home Manufactures. Dolls.	Value of animals slaughtered or sold for slaughter. Dolls.	TOTAL VALUE. Dolls.				
			Irish. Bush.	Sweet. Bush.				Butter. Lbs.	Cheese.* Lbs.	Milk sold. Gallons.	Hay. Tons.	Clover. Bush.	Grass. Bush.	Hoys. Lbs.	Hemp. Tons.	Flax. Lbs.	Flax-seed. Bush.	Silk cocoons. Lbs.	Maple. Lbs.	Cane. Hhds. (1,000 lbs.)	Molasses. Gallons.					Wax. Lbs.	Honey. Lbs.		
25	26	27	28	29	30	31	32	33	34	35	36	37	38	39	40	41	42	43	44	45	46	47	48	49	50	51	52		
			50		100			150			8										40		300		400	1700			
			60					160			12														190	1130			
			75		40			100			8														120	400			
			600					60			8														120	870			
								120																	200	800			
			150		20			60			13										80				230	1000			
			160					20																	60	350			
			140					120																	160	620			
			45					60																	50	300			
			160		50			100			8												120		85	940			
			150					100			3														200	620			
			100		140			120			1														300	950			
			60					40			1														40	340			
			1000					200			25												400		240	2400			
			200		200			120			5													150	80	1130			
			150		600			100			10											80	60		280	1600			
			200								5														120	770			
	24		30																							700			
			130	100				100																	100	850			
			150					200			18															820			
			30					300			10														140	940			
			300					20			1														20	290			
			140					110			3														50	375			
			300					300			2													70	140	1450			
			150					120			1												180		40	520			
			1200					250			20														120	1400			
																										1400			
			50	200	180			40			1														50	770			
			70		100			250			10													60	150	960			
					10			200			5													90	140	670			
			120		100			200			2												8	60	610				
			15	50				300			1														180	850			
	30		100				800	100			10														140	1700			
			200		120			50			12														100	660			
			85																							120	400		
			200					80																	40	310			
			60																						80	280			
			45																							65	200		
	20		200		150			50			10															200	800		
74	65	7080	100	1810			800	4300			213														120	80	1515	4810	32475

* This will include only such cheese as is made upon the farm. Milk sent to cheese factories will be regarded as milk sold off the farm.

SCHEDULE 3.—Productions of Agriculture in Bonhomme Twp., in the County of St Louis, in the Post Office: Ballwin



Name of Agent, Owner, or Manager.	ACRES OF LAND.			PRESENT CASH VALUE.		Total amount of wages paid to laborers including value of board.	LIVE STOCK, JUNE 1, 1870.								PRODUCE DURING THE YEAR.								
	Improved.	UNIMPROVED.		Of farm.	Of farming implements and machinery.		Horses.	Mules and Asses.	Milk Cows.	Working Oxen.	Other Cattle.	Sheep.	Swine.	Value of ALL live stock.	WHEAT.		Rye.	Indian Corn.	Oats.	Barley.	Buckwheat.	Rice.	Tobacco.
		No.	Wood-land.												Other unimproved.	Dolls.							
	No.	No.	No.	Dolls.	Dolls.		Dolls.	No.	No.	No.	No.	No.	No.	Dolls.	Bush.	Bush.	Bush.	Bush.	Bush.	Bush.	Bush.	Lbs.	Lbs.
1	2	3	4	5	6	7	8	9	10	11	12	13	14	15	16	17	18	19	20	21	22	23	24
Brooks John	100	60		10,000	250	500	3	6	4		1	15	30	12,000		300		900	500				
Davis Joseph	18			80	60		2	1			1		5	300				500	200				
Aft Henry	10	30		1,600	60	75		2	2		1			300				100	250				
Andrae Alex	130	160		50,000	200	1,000	7	2	5		11		35	1,500		700		1,400	430				
Duggan Michl	16				60	600	2		5		10		15	600				300					
Reed Wilson	25				50	60	1	1	2				3	300		300		200	100				
Steinbricker Lud	40				80	50	2	1	3				10	400		200		600	50				
Reinhardt Wm	30			2,000	150	200	2		2		5		12	400		150		250	100				
Bete Louis	25	15		2,000	80	50	2		3				8	400		100		100	300				
Porch Isaac M	6	11		5,000	100	300			2					250				40					
Martin John	30				60			2	2				2	300		120		400					
Aiken Bernhard	50						1	2	3				8	400				600	300				
Butler H W	18				40	400	1	1	1		1		3	500				500					
Cornwell James	16	4		16,000	100	320	1	1	1					300					60				
Marlham Wm H	84			50,000	500	2,000	5	2	4					2,000					200				
Camp William	23	6		12,000	200	480	2		1					1,100									
O'Neal John	16			10,000	120	500	2		3					500									
Voorhis Thomas	7			8,000		480	2		2					600									
Shalding John H	45	230		40,000		150	3	2	3		4		12	1,000				600	400				
Conch George	30	10		20,000		280	1	2	2		1		6	500				280	180				
Anderson J A	17	17			100	400	2		2					400									
Bach Wms	25	25		6,000	200	200	2		2		1		4	400				400	200				
Schween	25	25		6,000	150	300	3	2	4		1		10	800		300		280	160				
Wehmer Wm	20			2,000	120		2		2					250		120		130	75				
Wehmer Trd	120			2,000	80			2	1		3		8	320		140		200	110				
M Elhoney Alex	75	25		10,000	1,000	800	6	2	3		3		14	1,000		400		300	200				
Neuer Henry	32	25		3,000	100	200	2		4		5	5	12	400		100		275	75				
Hartman Aug	21				60		2		1				3	240				300	40				
Hanna Robert M	50	130		12,000	200	150	2		4		4		25	500		160	12	400	200				
Hanna Jose	45	45		7,000	200	150	2		2		4			500		400		800					
Hanna William	55				50	50	2		3		2		12	300		150		400	170				
Taffer Samuel	24				60	60		2						14	200		60		200				
Groth William	37			4,000	120	180	2		3		3		5	450		100		300	200				
Kraus Martin	37			4,000	200	100	4		2		6		10	800		150		500	300				
Straub Fredrick	35			4,000	100	180	2		3				3	450		175		200	200				
Rock Henrietta	60						2		8				10	700		200		400	250				
Hiller Daniel	14	30		6,000	60		2		4		2		6	500									
Heiler John	30				40		1	1	1		2		3	300		400		200					
Schlusser Wntzel	38	27		3,000	80			2	3		1		4	400		110		320	80				
Moorley Henry	40				100		2		1		4		12	400		300		200	180				
	1449	875		29500	5530	1215	79	34	104		76	8	309	2360		5135	12	12575	5511				

5730

State of Mo, enumerated by me on the 15 day of July, 1870.

E. L. Dumbach, Ass't Marshal.

YEAR ENDING JUNE 1, 1870.																									TOTAL VALUE.			
Cotton.	Wool.	Peas and Beans.	POTATOES.		Orchard products.	Wine.	Produce of Market Gardens.	DAIRY PRODUCTS.			SEED.			Hops.	Hemp.	Flax.	Flax-seed.	Silk cocoons.	SUGAR.		Molasses.	BEES.		Forest products.	Value of Home Manufactures.	Value of animals slaughtered or sold for slaughter.	Estimated value of all farm production, including betterments and additions to stock.	
			Dolls.	Callons.				Dolls.	Lbs.	Lbs.	Gallons.	Tons.	Bush.						Bush.	Lbs.		Tons.	Lbs.					Bush.
25	26	27	28	29	30	31	32	33	34	35	36	37	38	39	40	41	42	43	44	45	46	47	48	49	50	51	52	
	40		300		100			200			15															100	1700	
			120					60																		80	570	
			60					20																		50	260	
								300			6													1500	260	3500		
			600					250			2													650		1100		
			120					60			1															100	600	
			80					100																		40	600	
			70		40	60		25			6															125	710	
			100		100			100			1 1/2															140	550	
			30		150			150																			210	
			60					80			2													40	120	520		
			80					120			1													180	40	730		
			120				150	100			1																570	
			100		200						1															250	520	
			800	280	1000	1800		200			60															100	5700	
			200			600					2																720	
					300	250		400			5															80	830	
			50		250	120		140																		40	450	
			150		200	100		300			10															80	1220	
			70		180			100			2																570	
			200	10	200	400	300																			80	1100	
			200					100																300	120	700		
			400					180																		200	950	
			100		75			60			1															40	410	
			80		20			10			2															60	450	
			200		20			150			3													100	300	400	1650	
	18		100					50			2															100	500	
	10	40	100				120																		25	60	520	
			100		500			250			18															200	1600	
					25						10																1020	
					20			150			16															150	920	
			40																							40	200	
			180					60			2															100	580	
			80		400			50			3															80	1130	
			120																							160	600	
			200		300			620			4																1120	
			200		100			380			10															180	680	
			800		500						2																60	1300
			180								1																90	500
			170		130			110			3																120	1790
68	40		6560	290	4740	3330	570	4875			1924														100	2995	3865	37540

* This will include only such cheese as is made upon the farm. Milk sent to cheese factories will be regarded as milk sold off the farm.

SCHEDULE 3.—Productions of Agriculture in Bonhomme Town, in the County of St Louis, in the Post Office: Ballerin



Name of Agent, Owner, or Manager.	ACRES OF LAND.			PRESENT CASH VALUE.		Total amount of wages paid during the year, including value of board.	LIVE STOCK, JUNE 1, 1870.								PRODUCE DURING THE YEAR.								
	Improved.	UNIMPROVED.		Of farm.	Of farming implements and machinery.		Horses.	Mules and Asses.	Milch Cows.	Working Oxen.	Other Cattle.	Sheep.	Swine.	Value of ALL LIVE STOCK.	WHEAT.		Rye.	Indian Corn.	Oats.	Barley.	Buckwheat.	Rice.	Tobacco.
		No.	Wood-land.												Other unimproved.	Dolls.							
1	2	3	4	5	6	7	8	9	10	11	12	13	14	15	16	17	18	19	20	21	22	23	24
Jitchle Jacob	75	60		7,000	100	300	5	2	2				8	800		316		500	500				
Williamson W ^m W	28						2		1		1			300				200					
Williamson Daniel	23						2		2					300				200	100				
Denson Jesse E	25				100		2		3		1			400				300	500				
Shetwell Kenneth	225	260		20,000	500	1000	5		5		4		50	1500		1100		2000	1000				
Russell Jas H	60	225		50,000	150	2000	8		16	6	40		100	2500				7500	500				
Schmidt Charles	25	15		2,000	60	50		2	2		1			350		100		260	80				
Franklin Washington	15						1		1		2			150				180	60				
Kaebel Jacob	50	50		5,600	180	200	3	2	6		5		12	900		400		600	120				
Dohle Fred H	30	30		2,500	80	60		2	1		3			350		280		340	60				
Brewer George	65				140	180	4	2	1		2			700				600	200	240			
Rudder Benz	42	80		8,000	200	60	4		3		2			600		300		400					
Rudder Brooks	48	22		6,000	80		2		1					600		280		260	120				
Buckner W ^m	30				40		2	2	1					300		80		260	100				
Cley Henry	30				40			2	1		2			250		80		260	100				
Hasper Gustave	30	110		8,000	100	560	1	4	5		6		15	900				500					
Sehr George	28	38		3,500	60	80	2	1	3		2			500		210		300	60				
Goodman John	40						1		2					200				120	50				
Owens H S	10			12,000	80	400	2		1		2			600									
Buller John	18				20			2			1			200				400					
Slynd James	28				60			2	1					300		120		260	58				
Rauscher Casper	50	16		6,000	200	400	2		2		11		25	500		300		200	200	60			
Diebich John	60	180		15,000	300	600	8	2	3		8	10	15	1500		390		400	180				
Rauscher Geo H	70	120		15,000	280	500	8		4	2	6		30	1500		380		560	200	140			
Rauscher Philip	50				280	180	2	2	4		7		40	900		420		800	210				
Worther Geo	10			1,000		280	2		2		1			400				180					
Burke Francis P	140	100		26,000	800	1000	5		9		4		50	1000		129		500	720				
Mills Samuel	10			1,000			4		2					300									
Gunn Dennis	60	117		10,000	160	450	4		4		2	27	8	700		352		450	25				
Hubell B H	22			2,000	200		2		2					300									
Willing Mary A	8			800			1	1	2		2		12	300									
Wasselhurst Max	18			2,000			1	1	2		4			340				200	100				
Cauffield Patrick	16				100		2		1					250				200	200				
Dandow Susan	66	48		10,000	180	470	3		25		17		40	2000				800	640				
Stenigantz J G H	15			1,500	20		1		1				5	200				200					
Campbell Peter	60	45		16,000	200	300	4		3		4		12	750		480		1000	120				
Murphy Bryan	64				100	60	2	2	4		2		6	800		200		500	260				
Hitzguald Mich	16			1,600			1		2				10	200				400					
Cannady Patrick	20			2,000			1		1				7	200				600					
Wiss Christ	35				140		4		2		2		20	600				200	180				
	1715	1522		238500	5790	9130	99	33	135	8	149	37	547	25440		6017		22630	6433	650			

State of Mo, enumerated by me on the 20 day of July, 1870.

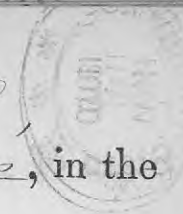
E. L. Doremus, Ass't Marshal.

YEAR ENDING JUNE 1, 1870.

1	2	3	POTATOES.		Orchard products.	Wine.	Produce of Market Gardens.	DAIRY PRODUCTS.			SHEED.			Hemp.	Flax.	Flax-seed.	Silk cocoons.	SUGAR.		MOLASSES.		BEES.		Forest products.	Value of Home Manufactures.	Value of animals slaughtered or sold for slaughter.	TOTAL VALUE.
			Irish.	Sweet.				Butter.	Cheese.*	Milk sold.	Hay.	Clover.	Grass.					Maple.	Cane.	Wax.	Honey.						
																						Bales (450 lbs.)	Lbs.				
			200	160				150		6													100	50	1350		
			400																				20	60	380		
			180					80																	250		
			25					120																	100	520	
								50		8															1480	4240	
			100		200			1000		15													3700	1000	6500		
			30	50				40																	120	470	
			100																						20	320	
			80					150		4															220	1030	
			140	100																			30	90	740		
			100																						180	870	
			80					100		6															100	760	
			180					80		1															230	810	
			80	30																						410	
			80	30																						410	
			200																				1000	160	1570		
			90	10	30			120		2															70	600	
			120			300		80		1															40	520	
			80	50	300	800																			60	1300	
			110																						50	300	
			25							1 1/2															110	400	
			100	80	60			200		3															200	1030	
	40		50		200			310		10													400	180	1740		
			100		400			180		6															220	1720	
			120					400		6															400	1680	
			40		200	700		80																	50	1000	
			600	20	500			530		20															120	2160	
			100		15			100		15															50	450	
																										600	
			25		10		40																		18	100	
					200		100																		40	340	
			60					100																	80	300	
			60		40		80	50																	80	420	
			280					2,000		40															840	3,000	
			60		300		400																		70	900	
			80																						120	1200	
			180					200		8															400	1270	
			180					50																	60	300	
			70																						140	400	
			560																					320	20	1790	
	40		5065	140	2585	2060	620	6170		152 1/2													5570	7228	43090		

* This will include only such cheese as is made upon the farm. Milk sent to cheese factories will be regarded as milk sold off the farm.

SCHEDULE 3.—Productions of Agriculture in Berthoune Twp., in the County of St. Louis, in the Post Office: Ballwin



1	ACRES OF LAND.			PRESENT CASH VALUE.			LIVE STOCK, JUNE 1, 1870.								PRODUCE DURING THE YEAR.									
	Improved.	UNIMPROVED.		Of farm.	Of farming implements and machinery.	Total amount of wages paid during the year, including value of board.	Horses.	Mules and Asses.	Milk Cows.	Working Oxen.	Other Cattle.	Sheep.	Swine.	Value of All Live Stock.	WHEAT.		Rye.	Indian Corn.	Oats.	Barley.	Buckwheat.	Wool.	Tobacco.	
		Woodland.	Other unimproved.												Spring.	Winter.								
	No.	No.	No.	Dolls.	Dolls.	Dolls.	No.	No.	No.	No.	No.	No.	No.	Dolls.	Bush.	Bush.	Bush.	Bush.	Bush.	Bush.	Bush.	Lbs.	Lbs.	
2	3	4	5	6	7	8	9	10	11	12	13	14	15	16	17	18	19	20	21	22	23	24		
1	Ravens Jacob F	30	18	8,000	120	200	2		1				10	400				200	100					1
2	Ravens Wm	7		2,000																				2
3	Ravens Henry	40		4,000																				3
4	Braun John	60	5	6,000	300	450	3		4	4			8	700	300		1400	200						4
5	Tyler Alex	110		4	80	140	2		3				10	350	260		420	200						5
6	Ratls ^{Engelbest} Thomas	140	17	4,000		80	1	2	3	8			20	600			500	300	150					6
7	Raab Mauri	115	235	21,000	200	1750	2	4	9	15			60	1000	600		2500	1100	130					7
8	Needing Alo	20			40		2		2	4			14	400			1000	80						8
9	Gerhard Philip	19			60		2		4	10			40	500			600	80						9
10	Jacob Michael	19					2		2				6	350			500							10
11	Mann J C	100	28	12,000	200	500	5	2	5	5			50	1000	600		800	50						11
12	Hitzgrald Tho	50			500	600	4		3	4			30	900			600	250						12
13	Branan Burnetta	43		4,000	100		3		1				12	400	160		200	120						13
14	Shell Janice	60	23	12,000	200	250	2		2				20	400	250		350	100						14
15	Murphy Elizabeth	80	126	20,000	300	600	7		5	4	17	19	1000	373		480	120							15
16	Delaney John	20			100	240	2		1	2			10	300			250	500						16
17	Morris August	24			80		2		1				11	300										17
18	Ross James	50	400	36,000	180	500	1	3						200	175			75						18
19	Newland Jos W	245		40,000	500	840	1	4	16	1			130	1800	800		1700	100						19
20	Isaig Alex	100			400	720	4		1				20	700	300		1000	100						20
21	Hetzl John	216	108	20,000	1000	2,000	12		25	5			100	3000	690		1000	600						21
22	Brooks Charles	50			200	20		2	2	1			10	300			150	150						22
23	Gabrish Joseph	25	15	2,000	160		3		5	2			14	500	80		200	200	50					23
24	Smith Henry	65		6,000	300	150	2	3	6	3	10	40	1000	600		1000	400							24
25	Smith Winfield	20	13	3300	125	80	1	1	2				3	8	300	175		300	50					25
26	Loeff Wm	30			150	200	2		2				4	5	350		700							26
27	Bauer George	100	55	5500	300	150	8		4	3	3	40	1500	500		700	300							27
28	Paym E W	95	100	15,000	500	600	5	3	4	5			40	1300	1000		600	100						28
29	Hink Theobald	95	54	16,000	100		4	2	6	1	5	25	1000	346		400	300							29
30	Sellnick H H	100	108	10,000	200		1	3	4	2	13	13	700	600		100	200							30
31	Smith George	80	70	9,000	100	50	8		5	2	15	25	1100	370		800	200							31
32	Looney Joseph	130	300	86,000	1000	600	9		3	2			25	1500	780		1400	100						32
33	Wood Isaac	100	14	8,000	200	280	3	2	3	4			20	700	780		400	300						33
34	Hossy Pleasant	60			200	360	4	2	3	1			9	800	440		500	300						34
35	Brown Joseph	58	120	41,000	300	420	3	2	2	3			28	700	580		660	240						35
36	Bauer Georg Jr	50			280	120	3	1	4	4			12	700	360		260	400						36
37	Parmer Joseph	24			60		2		1	2			8	300	110		300	20						37
38	Smith Henry	25			40		2		2				12	350	180		160	64						38
39	Smith John W	25			40		2			1			4	250	100		240	95						39
40	Bauer Daniel	30			200	120	3		2				12	500	340		300	120						40
		2560	1809	366800	8815	12020	124	36	148	98	70	920	28150	11798	22860	7614	330							

State of Mo, enumerated by me on the 28 day of July, 1870.

E. L. Dossbach, Ass't Marshal.

YEAR ENDING JUNE 1, 1870.

Cotton. Bales (450 lbs.)	Wool. Lbs.	Peas and Beans. Bush.	POTATOES.		Orchard products. Dolls.	Wine. Gallons.	Produce of Market Gardens. Dolls.	DAIRY PRODUCTS.			Hay. Tons.	SEED.		Hops. Lbs.	Hemp. Tons.	Flax. Lbs.	Flax-seed. Bush.	Silk cocoons. Lbs.	SUGAR.			BEES.		Forest products. Dolls.	Value of Home Manufactures. Dolls.	Value of animals enumerated or sold for slaughter. Dolls.	Estimated value of all property on hand, including implements and addi- tions to stock. Dolls.	
			Irish. Bush.	Sweet. Bush.				Butter. Lbs.	Cheese.* Lbs.	Milk sold. Gallons.		Clover. Bush.	Grass. Bush.						Maple. Lbs.	Cane. Hhds. (1,000 lbs.)	Molasses. Gallons.	Wax. Lbs.	Honey. Lbs.					
25	26	27	28	29	30	31	32	33	34	35	36	37	38	39	40	41	42	43	44	45	46	47	48	49	50	51	52	
			100		400	200					1													600		1420	1	
					200	300																					500	2
			200		400						2															180	540	3
			240								3															240	1570	4
			280								1																660	5
			30					180																		160	750	6
			50								3															360	2800	7
			40																							80	640	8
			30																							200	650	9
			400																						100	550	10	
			150		190			200			15															850	2475	11
			160		300			150			20															300	1520	12
			60		100																					140	590	13
			300		450			200			9															100	1550	14
			110		500			350			30															100	1980	15
			100																						90	90	610	16
						560					10														100	100	860	17
			80								12															125	580	18
			50		150			1000			125													200	1460	6280	19	
				10	1000			50			50															300	3200	20
			120		500			3000			90															1100	5800	21
			40		20			20			1													100	40	350	22	
			40					100			2													30	100	550	23	
	30		200		60			200			10															300	2000	24
	6		25					100			4															80	475	25
	12		150					100			3													320	100	950	26	
	8		240		150			300			20													40	600	2370	27	
			100	10	200			100			7															400	2190	28
			100		100			200			8													200	200	1450	29	
			20		100			100			2															200	850	30
	50		100					200			12															360	1150	31
			140		1000			200			12													100	320	3300	32	
			40		100			500			9															360	1900	33
			500					200			10												80	180	180	1650	34	
			60		80			180			3															160	1390	35
			140		200			100			8													80	280	1480	36	
			80					60			1/2															80	400	37
			75					80			1															140	470	38
			45								2															60	360	39
			60								4																700	40
106			4655	20	600	1060		7870			189 1/2												80	100	1876	9945	59510	

* This will include only such cheese as is made upon the farm. Milk sent to cheese factories will be regarded as milk sold off the farm.

SCHEDULE 3.—Productions of Agriculture in Perthman Township, in the County of St Louis, in the Post Office: Ballwin

Name of Agent, Owner, or Manager.	ACRES OF LAND.			PRESENT CASH VALUE.			LIVE STOCK, JUNE 1, 1870.								PRODUCE DURING THE										
	Improved.	UNIMPROVED.		Of farm.	Of farming implements and machinery.	Total amount of wages paid during the year, including value of board.	Horses.	Mules and Asses.	Milk Cows.	Working Oxen.	Other Cattle.	Sheep.	Swine.	Value of all live stock.	WHEAT.		Eye.	Indian Corn.	Oats.	Barley.	Buckwheat.	Rice.	Tobacco.		
		Wood-land.	Other unimproved.												Dollars.	Dollars.								Dollars.	No.
	No.	No.	No.	Dollars.	Dollars.	Dollars.	No.	No.	No.	No.	No.	No.	No.	Dollars.	Bush.	Bush.	Bush.	Bush.	Bush.	Bush.	Bush.	Lbs.	Lbs.		
1	2	3	4	5	6	7	8	9	10	11	12	13	14	15	16	17	18	19	20	21	22	23	24		
1	Leaway Samuel	202	300		85000	1000	1200	5	2	3	2	2	20	45	1350		1700		1000	3000					1
2	Schneider Godfrid	18						1		1	1			11	200				100						2
3	Sahn Ludwig	32	8		4000	200	400	2	2	1		5		25	500		500		600	200					3
4	Belger George	30						1	2	3	2			10	450				800						4
5	Jacson Samuel	13	18			60		2		2					200				400	50					5
6	Crain Squire	30				40		1	1	3				15	300				600						6
7	Thursday Mat	30				120		2		1		3		5	300				1000						7
8	Kuhlman Fred	80	80			350	1200	5		4		9		20	900		1100		1800	400					8
9	Wannich Henry	60	45		8000	350	1000	6		4		9		25	1000		1100		1400	400					9
10	Hutzig Charles	40			6000	250	800	4		3		4		20	600		1000		700	400					10
11	Harder Thomas	15				40		1	1	1				4	200				600						11
12	White Tydas	30				60		2		4				25	300				1000	80					12
13	Pleasant Pink	24				50		2		1				25	250				500	200					13
14	Brown Wm	15				20		2		2				4	250				400						14
15	Mathes Gottlieb	80	35		9000			4		3		4		30	600		600		600	400					15
16	Mathes William	85	40		9000					5	6	8		25	900		300		600	600					16
17	Eoff George	100	78		14000	160	200	13	4	3		10		60	1000		800		400	100					17
18	Stuemen Robt	35				140		2		1		2		6	300		134		500						18
19	Garland J L	50						2		2				8	400				500	160					19
20	Garland James G	12								2	1	3		5	300										20
21	Long Wm	25	52					4		2		4	4	10	700		540		200	150					21
22	Mertz Michael	54	34		8000	250		1	3	3		3		15	600		385		600	100					22
23	Woody John D	200	281		34000	200	820	4	2	8		7		25	1200		1100		1000	200					23
24	Schunzig Joseph	50	30		4000	150	100		2	3		1		15	400		250		300	100					24
25	Milne David	20				60		2		1				10	300		185		120	120					25
26	Dyfoe Benj H	50	60		10000	240	200	9	3	3		2		30	1500		450		400	300					26
27	Dyfoe Peri	40	85		5000	180	360	4	2	6					600										27
28	Stuart Minnie	40	40		10000	100	200	2	2	2		1		4	500		335		600	200					28
29	Schafer Balzer	80	46		10000	300	180	1	3	3		5		15	600		430		300	300					29
30	Blank John	50	47		10000	120	240	2	2	3		2		8	600		160		200	180					30
31	Mertz Louis	15	32		2000	100	140	3		2				18	400				150						31
32	Mertz George	27			2000	100	80	3		1				3	350				100	400					32
33	Mertz Louis	30			3000	120	60	1	2	4		3		10	450		150		200	100					33
34	Loehr Henry	45	50		4000	80	160	1	3	2		3		20	500		300		500	360					34
35	Smith Henry	27						2		2				3	320		180		200	100					35
36	Morbach Peter	11				60		2		1				3	250		100		200	60					36
37	Long Gabriel	50	200		15000	500	360	8		5		5	28	12	1400		600		400	50					37
38	Darby Salomon	20						2		1				10	180		40		200						38
39	Roth Mennoe	20						3		2				10	340		100		200						39
40	Bates Lucius	100	152		25000	290	200	4	1	3	2	8		20	800		450		500	350					40
		2025	143		277000	5600	7900	103	45	108	7	103	52	611	22290		12989		19770	6360					

E. J. Sombach, Ass't Marshal.

YEAR ENDING JUNE 1, 1870.

YEAR ENDING JUNE 1, 1870.																									TOTAL VALUE.					
Cotton. Bales (50 lbs.)	Wool. Lbs.	Pean and Beans.		POTATOES.		Orchard products. Dolls.	Wine. Gallons.	Products of Market Gardens. Dolls.	DAIRY PRODUCTS.				SEED.			SUGAR.					BEES.		Forest products. Dolls.	Value of Home Manufactures. Dolls.	Value of animals slaughtered or sold for slaughter. Dolls.	Estimated value of all farm produce, including bet- terments and addi- tions to stock. Dolls.				
		Bush.	Bush.	Bush.	Bush.				Butter. Lbs.	Cheese.* Lbs.	Milk sold. Gallons.	Hay. Tons.	Clover. Bush.	Grass. Bush.	Hops. Lbs.	Hemp. Tons.	Flax. Lbs.	Flax-seed. Bush.	Silk cocoons. Lbs.	Maple. Lbs.	Cane. Hhds. (1,000 lbs.)	Molasses. Gallons.					Wax. Lbs.	Honey. Lbs.		
25	26	27	28	29	30	31	32	33	34	35	36	37	38	39	40	41	42	43	44	45	46	47	48	49	50	51	52			
	113		50	10	400					350		10														520	4450	1		
			50									1															60	200	2	
			150		50					50		4															340	1500	3	
			100																								120	570	4	
			40							60																	60	300	5	
			180							100		1															180	600	6	
			40							20																	50	570	7	
			50							250														300			160	2620	8	
			100							200																	340	2440	9	
			20							80		5												250			200	2050	10	
			100																					40			80	470	11	
			60																								140	710	12	
			80							40																	210	600	13	
			100							80																	40	250	14	
			200							120														400			200	1800	15	
			180							140														160			180	1360	16	
			200							260		3															320	1550	17	
			80									1															120	560	18	
			420							200																	90	630	19	
			40																								60	180	20	
			50		200					150		6															150	1230	21	
			100	10	50					260		2												1400			200	1530	22	
			300	6						300		15												10			250	2450	23	
			100							100														180			100	800	24	
			200							40		1															60	480	25	
			300							120		6													80		240	1450	26	
			100		600					140		5															120	900	27	
			200		180					50		3															60	1140	28	
			80							120		6												180			250	1320	29	
			100							220		13												480			120	1110	30	
			100							60																	90	80	290	31
												2															60	40	390	32
			100							300		2												48			120	650	33	
			30		75					100		2																220	1040	34
			100									8																120	660	35
			20																									40	280	36
			200	30	500					200		10												12			300	2170	37	
			100																										190	38
			50																										230	39
			100		200					300		14																140	1540	40
113			4570	56	2255					4410		17														12	2668		6080	43260

* This will include only such cheese as is made upon the farm. Milk sent to cheese factories will be regarded as milk sold off the farm.

SCHEDULE 3.—Productions of Agriculture in Bonhomme Twp., in the County of St. Louis, in the Post Office: Ballwin

Name of Agent, Owner, or Manager.	ACRES OF LAND.			PRESENT CASH VALUE.		Total amount of wages paid during the year, including value of board.	LIVE STOCK, JUNE 1, 1870.								PRODUCE DURING THE YEAR.									
	Improved.	UNIMPROVED.		Of farm.	Of farming implements and machinery.		Horses.	Mules and Asses.	Milch Cows.	Working Oxen.	Other Cattle.	Sheep.	Swine.	Value of All Live Stock.	WHEAT.		Rye.	Indian Corn.	Oats.	Barley.	Buckwheat.	Rice.	Tobacco.	
		No.	Wood-land.												Other unimproved.	Dolls.								Dolls.
1	2	3	4	5	6	7	8	9	10	11	12	13	14	15	16	17	18	19	20	21	22	23	24	
1	Centon Leonard	55					2	1					6	300				400	100					
2	Tombs Joseph	100			10,000	300	600	3	13		5		15	600		400		1000	360					
3	Buck John	50			180		210	2	4		2		20	500		195		360	140	180				
4	Moeller George	70	20		4,000	210	300	2	2	2	2		30	700		460		400	260	326				
5	Pfeister Wm	29			5000			2	3		2		7	500		200		200	300					
6	Hambright H W	100	80		20,000	300	800	4	2	5	15		35	1300		800		1100	360					
7	Remke Charles	10			1,000	100		2	1		2		5	300				200						
8	Stevens Jas W	40			120		120		2	2			12	400		226		360	150					
9	Murman Holding	50			5,000	60	600	2	1		5		14	400		500		250	200					
10	Oge George	54	80		13,000	280	540	3	2	6			13	900		507		400	150					
11	Henry Martin	40			4,000	180	160	1	2	6			10	600		375		150	80					
12	Hoffman John	60	20		8,000	300	640	2	2	3			14	600		450		800	200	340				
13	Wentz Gottfried	90	125		2,000	300	400	6		5	3		30	1000		350		700	250					
14	Oben Henry	33			3,300	180	40	2		2			6	500		275		300	180					
15	Landen Alfred	33			3,300	160	40		2	2			6	500		175		300	180					
16	Ballwin Christ	33			3,300	160	40		2	2				400		175		300	180					
17	Kimpf August	25			100			2	1				4	250		108		340	120					
18	Bacon Wm D	100	500		30,000	280	480	3	2	3	7		50	1000		450		1600	260					
19	Dafoe Levi	80	80		8,000	300	600	4	1	6	9		18	1400		727		1200	200					
20	Jones Elisa	75	34		10,900	180	240	5		3		10	18	800		366		500	150					
21	Archly Anton	35	15		5,000	120	60		2	2	1		13	500		230		400	180					
22	Schlemper Lisa	45	32		7,000	200	180		2	3	2		10	500		310		200	110					
23	Bopp Sebastian	65	68		12,000	200	100	5		6	8		20	1000		230		140	300					
24	Schmidt Wm	18			1200	50			1	4	2		10	300				400	100					
25	Morrison Wm	40	80		12,000	60	140		2	5			15	500				600	120					
26	Bufoed John	60	240		20,000	200	250	1	2	2	2		50	600		360		400	200					
27	Broadshaw Henry	15			700	60		2		1	1		5	300				200	60					
28	Baumbach Aug	30			80		70	2		1			5	300		140		600	80					
29	Martin Henry	30			80		70		2	1			5	300		140		600	80					
30	Darsenpot Jo	40			100		50		2	3	5		10	600		290		600	400					
31	Dafoe George	35			180		140	2		2			11	400		300		300	120				120	
32	Preiss George	25	55		8,000	100	140	2	1	1			5	400		120		600	50					
33	Koebel Martin	36			5,000	120		2		2			10	350		210		180	236					
34	Straub Christ	40	26		6,000	180	200	2		3	4		28	500		150		4000	600					
35	Koebel Jacob	20			2,000	90	140	2		1	1		5	300				200	60					
36	Koebel Peter	30			2,000	100			2	3	2		10	400		110		340	150					
37	Ruhl Andreas	50			120		80	3		4	3		14	600		183		400	100					
38	Ruhl Henry	40			4,000	100		3		2	2		15	500		350		200	100					
39	Ruhl Nicholas	40	180		24,000	60		2		2	2	18	11	500		150								
40	Ruhl Christoph	40			180			2		3	1		10	500		150		200	100					
		1821	1633		24940	6070	7430	75	37	112		88	28	575	22300	10752		21420	6986	846			1120	

State of Mo, enumerated by me on the 5 day of Aug, 1870.

E L Lovelock, Ass't Marshal.

YEAR ENDING JUNE 1, 1870.

	Cotton. Bales (50 lbs.)	Wool. Lbs.	Tans and Beans. Bush.	POTATORS.		Orchard products. Dolls.	Wine. Gallons.	Produce of Market Gardens. Dolls.	DAIRY PRODUCTS.			Hay. Tons.	SEED.		Hops. Lbs.	Hemp. Tons.	Flax. Lbs.	Flax-seed. Bush.	Silk cocoons. Lbs.	SUGAR.			BEES.		Forest products. Dolls.	Value of Home Manufactures. Dolls.	Value of animals slaughtered or sold for slaughter. Dolls.	TOTAL VALUE. Dolls.		
				Irish. Bush.	Sweet. Bush.				Butter. Lbs.	Cheese.* Lbs.	Milk sold. Gallons.		Clover. Bush.	Grass. Bush.						Maple. Lbs.	Cane. Hhls. (1,000 lbs.)	Molasses. Gallons.	Wax. Lbs.	Honey. Lbs.						
	25	26	27	28	29	30	31	32	33	34	35	36	37	38	39	40	41	42	43	44	45	46	47	48	49	50	51	52		
1				40					70																		50	320	1	
2				540		260						10															180	1960	2	
3				200					100			6												200		160	1130	3		
4				25		900			200			1															20	1910	4	
5				40		100			300			25															280	1350	5	
6				100		300			40																		60	1940	6	
7				50					100																			120	270	7
8				200		260		150				6	X														300	1310	8	
9				100					100			4															240	1140	9	
10				900		400			260			4															170	1920	10	
11				200					60			2															80	720	11	
12				200					120			5															90	1490	12	
13				180					400			20															360	1800	13	
14				120					100			10															100	890	14	
15				120					80			10															100	760	15	
16				120								1/2															100	760	16	
17				100																							40	460	17	
18				80		280			160			23															160	2140	18	
19				150	20	150			600			4															250	2850	19	
20		25		130		200			150			3															220	1110	20	
21				60	20				40																		110	700	21	
22				280		200			180			3													400	160	1320	22		
23				200		250			600			10													240	150	1520	23		
24				220		100			500																40	100	720	24		
25				80		300			400			10															80	470	25	
26				100		90			120			10															180	1180	26	
27				80					40																40	90	300	27		
28				30								5													120	60	720	28		
29				30								5													120	60	720	29		
30				100					100			3															200	1120	30	
31				45					30			2 1/2															120	780	31	
32				80								1 1/2													200	40	740	32		
33				110	10	300			80			2															140	940	33	
34				120					60																		60	780	34	
35				80																						400	20	590	35	
36				100		170			120			2														40	80	610	36	
37				500					100			3														80	128	1100	37	
38				260					80			2														60	150	850	38	
39				100		280			200			10																240	970	39
40				200					240			1														60	160	680	40	
	25			6400	50	4500		150	5680			210 1/2														2000	6108	43540		

* This will include only such cheese as is made upon the farm. Milk sent to cheese factories will be regarded as milk sold off the farm.

SCHEDULE 3.—Productions of Agriculture in Bonhomme Twp., in the County of St. Louis, in the Post Office: Ballwin

Name of Agent, Owner, or Manager.	ACRES OF LAND.			PRESENT CASH VALUE.			LIVE STOCK, JUNE 1, 1870.								PRODUCE DURING THE YEAR.										
	Improved.	UNIMPROVED.		Of farm.	Of farming implements and machinery.	Total amount of wages paid during the year, including value of board.	Horses.	Mules and Asses.	Milch Cows.	Working Oxen.	Other Cattle.	Sheep.	Swine.	Value of All Live Stock.	WHEAT.			Indian Corn.	Oats.	Barley.	Buckwheat.	Rice.	Tobacco.		
		No.	Wood land.												Other unimproved.	Dolls.	Dolls.							Dolls.	No.
1	2	3	4	5	6	7	8	9	10	11	12	13	14	15	16	17	18	19	20	21	22	23	24	25	
Stafford Wm	15			50			2	2						300				400	50						1
Engelky Henry	30			80		40	1	1	1					300	108			200	150						2
Albright Henry	30	20		5000	160	80	2	1	3					450	264			340	80						3
Kraus Leonard	20	6		2600	50		1	2	2	1				400				400	300						4
Goedel Henry	40	25		6000	200	260	3		5	5				700	600			300	170						5
Long Alton	30	14		4400	120	160	2		4					450	218			300	200						6
Moore Daniel	45			100		200	2	1	2					400	340			400	150						7
Long Henry	15			100				2	2					350	135			150	100						8
Burkert Christ	40	65		10000	200	120	2		3					400	220			200	100						9
Doerschler Hugo	10			1000	40		1		2					200				300	60						10
Deharfo Lorenz	30	10		4000	180	80	3		2	3				500	200			400	50						11
White Frank	15			60			3		2					400				600							12
Winston Harrell	27			100		80	2		1					300	193			480	60						13
Morris John	30			120		120	2		2					500	300			500							14
Harris Samuel	18			40			1	1	1					250	116			200							15
Andz August	20			2000	80		2		1	1				300	125			300	70						16
Andz Henry	20			2000	100			2	3					350	125			300	70						17
Pylle Lafayette	70			4000	300	460	2	2	2					550	780			1000	340				2000		18
Schwarz Jacob	18	22		3000	80			2	2					300	120			200	140						19
Chamber Charles	25			100			2	1	3	1				500	170			250	80						20
Chamber John	25			100			2	1	3	1				500	170			250	80						21
Pylle George	60	80		14000	200	320	2		3	11				600	480			860	210						22
Meier Charles	25	15		2400	100	280	3	2	4	6				800				1000	150						23
Vansligh Malinda	35			120			3		3	10				500				1100							24
Morgan Wm	25			40			2		2	2				400				600							25
Morgan John	25						2		2					300				300	80						26
Morgan Benj	16			60			2		1	3				300				150	210						27
Queen Dennis	17			40			2		1					300				600							28
Simpson Milton	17			60			2		1					300				200	120						29
Smith Stephen	36			140		80	4		2	3				600	200			900	80						30
Robison Wm	40			160		200	2		2	2				400	330			600	120						31
Buckler Joseph	40			100		220		2	2	4				500	330			600	120						32
Dynch Edward	18			40			2		1					250				400							33
Jarvis Harris	30			140		80		2	2	1				400	360			500							34
Thomas Wm	14			70			2		1					250				600							35
Purphy Thomas	14			40			2		1					260				280	100						36
Darberg Fred	12			60			1	1	1					200	80			150	40						37
Hustus Frank	30	40		2000	240	180	4		4					600	200			400	180						38
Moore John	50	50		10000	160	240	4		2	3				600	200			600	120						39
Turner Gilbert	20			50			1	2	1	3				400	110			260							40
				1107	847	80400	480	3180	75	25	84	60		510	16420	6474		17570	3790					2000	

State of

Mo

, enumerated by me on the

8

day of

July

, 1870.

E L Dorland, Ass't Marshal.

YEAR ENDING JUNE 1, 1870.

YEAR ENDING JUNE 1, 1870.																										TOTAL VALUE.				
Cotton.	Wool.	Peas and Beans.	POTATOES.		Orchard products.	Wine.	Produce of Market Gardens.	DAIRY PRODUCTS.				SEED.			Hops.	Hemp.	Flax.	Flax-seed.	Silk cocoons.	SUGAR.		Molasses.	BEES.		Forest products.	Value of Home Manufactures.	Value of animals slaughtered or sold for slaughter.	Estimated value of all farm production, including beet-terments and additions to stock.		
			Irish.	Sweet.				Butter.	Cheese.*	Milk sold.	Hay.	Clover.	Grass.	Maple.						Cane.	Wax.		Honey.							
																								Bales (450 lbs.)					Lbs.	Bush.
25	26	27	28	29	30	31	32	33	34	35	36	37	38	39	40	41	42	43	44	45	46	47	48	49	50	51	52			
			20					60																		100	350	1		
			120					80			2														60	160	600	2		
			210					120																100	120	800	800	3		
			150					80			1													80	140	600	600	4		
			125					240			3															280	1240	5		
			40		300			120			2															100	1050	6		
			100		60			20			2																40	800	7	
			100																								50	380	8	
			40					100			6														40	120	690	9		
			100					60																			80	320	10	
			100					140																			100	570	11	
			100					80																			140	570	12	
			200					20																			220	780	13	
			300					60			1																340	1070	14	
			180																						120	70	500	15		
			50								2														40	50	350	16		
			50					120			2														40	140	560	17		
			120		100			80			10																260	2210	18	
			60								2																80	440	19	
			120		50						2 1/2																90	570	20	
			120		50						2 1/2																90	580	21	
			60		200						3																260	1440	22	
			120								1															300	160	1110	23	
			400					200																			180	970	24	
			400					60																			70	580	25	
			300					110																			120	480	26	
			200					20																			60	350	27	
			100																								80	430	28	
			120																								60	280	29	
			120		200			60																			120	1070	30	
			80		40			100																				140	920	31
			120								3															40	240	1060	32	
			200																								80	380	33	
			80					140			2																	160	770	34
			20					20																				90	400	35
			10	40																								40	310	36
			60																								40	60	300	37
			120		260			220			3																160	280	1390	38
			300	40				80			4															200	200	7040	39	
			40	15				20			1																	60	350	40
5255			95		1300			2410			54																	1220	5230	28660

* This will include only such cheese as is made upon the farm. Milk sent to cheese factories will be regarded as milk sold off the farm.

SCHEDULE 3.—Productions of Agriculture in Bonhomme Township, in the County of St Louis, in the Post Office: Ballwin

1	ACRES OF LAND.			PRESENT CASH VALUE.			LIVE STOCK, JUNE 1, 1870.								PRODUCE DURING THE YEAR.										
	Improved.	UNIMPROVED.		Of farm.	Of farming implements and machinery.	Total amount of wages paid during the year, including value of board.	Horses.	Mules and Asses.	Milch Cows.	Working Oxen.	Other Cattle.	Sheep.	Swine.	Value of all live stock.	WHEAT.				Barley.	Buckwheat.	Rice.	Tobacco.			
		Woodland.	Other unimproved.												Dolls.	Dolls.	Dolls.	No.					No.	No.	No.
	No.	No.	No.	No.	No.	No.	No.	No.	No.	No.	No.	No.	No.	No.	No.	Bush.	Bush.	Bush.	Bush.	Bush.	Bush.	Bush.	Lbs.	Lbs.	
1	Hathaway Thos	60	50		11000	100	600	4		2			10	500				800	1000						
2	Gussner John	25	15		4000	100	80	2		2			10	400		200		200	60						
3	Moore Theodosia	140	108		40000	300	800	3	2	3			20	1000		400		1200	400						
4	Kempf Matthias	10			2000					6			5	70				100							
5	Deutschman Anton	35	80		2000	180	50		2	5			20	450		200		300	250						
6	Zimmerman Martin	20	15		3000	120	50	3		3			7	500				300	100						
7	Neubridge Henry	80	160		16000	500	800	3	2	4			10	2000		400		200							
8	Hite Joshua	55	18		7000	300	100	2	2	5			5	700		150		450	90						
9	Orth George	82	8		45000	120	400	3		2			5	500		400		400	180						
10	Zuellig Michael	70	10		6400	220	150	3	3	4			22	1000		825		150	100						
11	Haas George	35	4		4000	120	100	2		2			2	1200		180		50	150						
12	Haas Martin	40	9		5000	180	150	3		3			2	1400		294		250	150						
13	Voekel John	40	33		7000	200	100		2	2			15	400		240		200	100						
14	Eschenbrenner Jacob	40	80		16000	700	240	2		3			19	400		400		200	180						
15	Eschenbrenner Henry	40			1000	200	200	2	2	1				400		348		100							
16	Groff George	50			5000	200	180	2	2	2			6	600		220		400	200						
17	Groff Daniel	35	5		4000	180	60	3	1	3			4	500		135		200	100						
18	Mueller George	40			2000	120			2	2			10	300		90		240	80						
19	Bullard Aaron	75	8		12000	300	600	1	4	2			9	700				250	700						
20	Koester Charles	40	20		10000	180	100		2	2			11	500		150		150	200						
21	Daub Adolph	20			2000	120			2	3			8	400				250	80						
22	Zimmer Adam	100	85		18000	300	400	4	2	6			18	1000		570		600	450						
23	Zuft Sebastian	50	30		8000	180	200		2	3			12	500		200		300	100						
24	Shenk Battman	50	20		7000	200	180	1	2	4			10	600		225		150	300						
25	Hirschfelder Leo	35	15		5000	120	160		2	2			8	400		240		250	150						
26	Mild Claus	60	20		8000	200	200	1	1	2			2	300		300		400	350						
27	Moeller George	55	28		8000	300	400	2	4	3			10	800		280		400	150						
28	Strang Henry	55	28		1200	100			2	1			2	250		180		800	300						
29	Rosenfelder Fred	100			14000	300	100		6	6			30	1000		800		300	900						
30	Reiman Jacob	45			1000	60		2		3			10	350		160		400	60						
31	Kraft Gottlieb	16							2	1			5	250				400	120						
32	Murphy Wm	46			14000	140	40	2	1	2			15	450		308		260	80						
33	Shaw James	24			5000	40		1		1			3	200				160	200						
34	Rader George	40			3000	130	60	2		3			12	400		220		180	40						
35	Hallett Addison	17				60		2		1			3	250				400	100						
36	Halpin Jas M	70	90		12000	300	500	3	2	4	2		24	1000		570		800	420						
37	Small Louis	25				100		2		1			6	300		80		140	60						
38	Webb George	50	30		4000	200	140	2		3			15	450		280		340	120	80					
39	Schlueter Wm	30	10		2000	180	100	2		2			12	400		120		280	20						
40	Hanhardt Her	40	40		6000	240	200	3	1	3			15	700		320		400	200						
		1960	1079		261000	7090	7720	69	53	107	2	69	14	444	20770	9365		13350	8790	80					

7290

State of Mo, enumerated by me on the 10 day of Aug, 1870.
E. L. Rosenbach, Ass't Marshal.

YEAR ENDING JUNE 1, 1870.

	Cotton. Bales (450 lbs.)	Wool. Lbs.	Peas and Beans. Bush.	POTATOES.		Orchard products. Dolls.	Wine. Gallons.	Produce of Market Gardens. Dolls.	DAIRY PRODUCTS.			SEED.			SUGAR.					BEES.		Forest products. Dolls.	Value of Home Manufactures. Dolls.	Value of animals slaughtered and sold for slaughter. Dolls.	TOTAL VALUE. Dolls.						
				Irish. Bush.	Sweet. Bush.				Butter. Lbs.	Cheese.* Lbs.	Milk sold. Gallons.	Hay. Tons.	Clover. Bush.	Grass. Bush.	Hops. Lbs.	Hemp. Tons.	Flax. Lbs.	Flax-seed. Bush.	Silk cocoons. Lbs.	Maple. Lbs.	Cane. Hhds. (1,000 lbs.)					Molasses. Gallons.	Wax. Lbs.	Honey. Lbs.			
	25	26	27	28	29	30	31	32	33	34	35	36	37	38	39	40	41	42	43	44	45	46	47	48	49	50	51	52			
1				600								4															200	600	3980	1	
2				200	60				220			6																		640	2
3				50					150			30																	180	1980	3
4				100																								200	300	4	
5				150					100			5													100	110			850	5	
6				100					100			2														40	160		500	6	
7		24		50					100			12																120	880	7	
8				80	28				100			6														170	50		800	8	
9				70	40				160			25																80	1310	9	
10				100					150			6															200	1325	10		
11		12										2														20	110		400	11	
12				100	14				80			3														20	140		810	12	
13				200	15				100			3 1/2													100	150		840	13		
14				100					200			2																190	940	14	
15				60																					140	190		750	15		
16				120	15				25			6													60	120		900	16		
17				100	20				100			5													140	100		720	17		
18				80					40			2													60	80		480	18		
19				300	500				100			40													90	180		2150	19		
20				100					100			12													60	140		820	20		
21				65																								280	480	21	
22				300					100			3													70	150		1475	22		
23				200					50			1																80	570	23	
24				250								4													70	90		810	24		
25				200					60																		120	670	25		
26				35	25				40			2													25	120		870	26		
27				100	100				180			6															180	1075	27		
28				40								8																50	960	28	
29				100	300				400			9													140	380		2550	29		
30				80					100			3													140	40		710	30		
31				50																								50	350	31	
32				120					60			2															120	710	32		
33				300	400							1													40	60		850	33		
34				80				120	180			2																	600	34	
35				40								1																30	320	35	
36				50	25				180			6															240	1530	36		
37				200					40																			80	370	37	
38				100	15				120			4																160	910	38	
39				220	100				80			1																100	620	39	
40				80	200				140			3																140	1080	40	
	36			520				120	3555			22 1/2													3585	5570	39885				

* This will include only such cheese as is made upon the farm. Milk sent to cheese factories will be regarded as milk sold off the farm.

SCHEDULE 3.—Productions of Agriculture in Bonhomme Town, in the County of St Louis, in the
 Post Office: Pallwin

Name of Agent, Owner, or Manager.	ACRES OF LAND.			PRESENT CASH VALUE.			LIVE STOCK, JUNE 1, 1870.								PRODUCE DURING THE											
	Improved.	UNIMPROVED.		Of farm.	Of farms imple- ments and ma- chinery.	Total amount of wages paid during the year, in- cluding value of board.	Horses.	Mules and Asses.	Milch Cows.	Working Oxen.	Other Cattle.	Sheep.	Swine.	Value of ALL live stock.	WHEAT.											
		No.	Wood-land.												Other unim- proved.	Dolls.	Dolls.	Dolls.	No.	No.	No.	No.	No.	No.	No.	Dolls.
1	2	3	4	5	6	7	8	9	10	11	12	13	14	15	16	17	18	19	20	21	22	23	24			
Bunberry Joseph	30			11000	200	100	3	2	2				20	500		190		300	100							
Kirkhead Alex	50	72		8000	200	100	3	2					20	500		240		300	200							
Kirkhead Thomas	40	27		6000	200	100	2	2	1				16	400		200		400	150							
Words David	25	28		500	100	200	2	2					4	300				200	120							
De Ward Lehar	75	25		10000	300	400	3	3	3				20	1200		250		560	340							
Wallner John H	70	32		10000	300	260	4	6	4				20	1000		500		600	90							
Albright Fred	135	75		11000	450	200	1	4	3				34	900		1000		700	280							
Weidman Michael	55	40		7000	120	250	5	2	1				6	600		350		750	250	114						
Hogg Jesse	100	200		30000	500	450	3	4	3				40	600		628		500	300							
Van Nort Wm	60			800	100		2	1					10	300		119			80							
Hibler Mary A	100	390		40000	200																					
Hibler Wm J	80	83		16000	500	140	6	4	3	10	30	900				275		900	360							
Hibler Elisha	50			200	460		2	2	4	3	10	15	700			300		600	600							
Batter Green	35			150			2							200		150		400								
Hibler Jaeson	90	170		28000	1000	400	5	2	7	4	22	30	1400			400		600	300							
Defoe Levi L	90	60		11000	800	800	6	3		10	20	1100				640		800	600							
Hitzgrald Jas	75	150		22000	1000	200	5	4	3				20	1000		160		800	400	200						
Weidman Henry	65	15		6000	1000	400	2	2					23	400		300		600	300							
Kiefer Philip	35	25		2000	200	100	2	3	3				5	400		180		200	100							
Kiefer George	35	25		2000	180	120	2	2	2				10	400		125		250	100							
Krappacher Adam	20	45		3300	60	40	1	1	1	2			6	300		100		120	120							
Coulsh George	40			12000	250	300	2	2	3	1			10	800		200		400	210							
Squire George	20			60			2	1					3	250				400	60							
Thursday Nell	20			40				2	2				10	300				500								
Harden Thomas	20			50			1	1		2			4	200				340	80							
White Tudas	26			100			2	1	1				18	400		120		480								
Pink Pleasant	34			120			2	2	3				24	600		300		600								
Brown Wm	20							1	1	2			12	220				500	60							
Leitschul Michael	40			200	140		3	2	2	1			16	600		280		470	210							
Weezner Adalbert	25			100	60		2	1	2				8	300		140		260								
Hubbard Jesse	68	60		12000	160	300	3	2	4	2			40	800		580		860	240							
Tyke Harry	20			40			2	1					10	250				800								
Belt John	20			60				2					5	200				800								
Burkert Lehar	85	60		12000	300	400	4	6	3				80	900		1000		1200	280	360						
Krumreich John	36			100	120		2	2	4				10	400		320		600								
Hosenfeld Martin	40			8000			1	1					3	200												
Hosenfeld Martin Jr	40			240			2	3	2				16	450		180		320	120							
Smully Mary	85	200		17000	280	500	6	4	7	28	900					540		800	920							
Moore Daniel	34			160	260		2	1	2	1			13	400		140		320								
Washington Geo	69	200		26000	400	640	6	4					14	1000				800	200							
TOTAL	2048	1940		303950	10270	7440	103	28	98	2	56	52	673	2270		9913		20030	6576	674						

State of Mo, enumerated by me on the 10 day of Aug, 1870.

E. J. Dornbach, Ass't Marshal.

YEAR ENDING JUNE 1, 1870.

Cotton. Bales (50 lbs.)	Wool. Lbs.	Peas and Beans. Bush.	POTATOES.		Orchard products. Dolls.	Wine. Gallons.	Produce of Market Gardens. Dolls.	DAIRY PRODUCTS.			Hay. Tons.	SEED.		Hops. Lbs.	Hemp. Tons.	Flax. Lbs.	Flax-seed. Bush.	Silk cocoons. Lbs.	SUGAR.		Molasses. Gallons.	BEES.		Forest products. Dolls.	Value of Home Manufactures. Dolls.	Value of animals slaughtered or sold for slaughter. Dolls.	TOTAL VALUE. Dolls.
			Irish. Bush.	Sweet. Bush.				Butter. Lbs.	Cheese.* Lbs.	Milk sold. Gallons.		Clover. Bush.	Grass. Bush.						Maple. Lbs.	Cane. Hhds. (1,000 lbs.)		Wax. Lbs.	Honey. Lbs.				
25	26	27	28	29	30	31	32	33	34	35	36	37	38	39	40	41	42	43	44	45	46	47	48	49	50	51	52
			60		60			250			3													80	280	920	1
			20		50			200			6														180	890	2
			100					150			5														100	770	3
		40	80	80				140			2														80	600	4
			150					250			10														460	1450	5
			100		200			150			6													240	280	1800	6
			500					300			6														200	2140	7
			125		225			200			6													100	200	1640	8
			100		100			75			6														260	1490	9
			50	20				200			10														300	720	10
			50	10	150			100			8														250	600	11
			20					200			10														400	1550	12
			100					60			15														190	1390	13
											3														40	450	14
	60		20		25			200			11														360	1600	15
	60		150	30				100			20														580	2400	16
			100	5	60		30	50			4														240	1420	17
			30		50			50			10														120	1120	18
			50		200			160			1														60	650	19
			50		25			100			1														80	475	20
			150					60																	140	490	21
			40		200			120			2														110	860	22
			140																						80	370	23
			220					100																	140	520	24
			100																						60	320	25
			60		40			40			1														70	580	26
			40					100			1/2														180	835	27
			20	10																					40	380	28
			55					60			2														180	760	29
			120					20																	40	380	30
			100	60				200			6														280	1600	31
			20					40																	80	500	32
			60																						70	450	33
			40					380			10														420	2860	34
			80					120			1														130	750	35
							900																		30	930	36
			280	40	300			300			2														80	1120	37
			160		80			300			15														280	1830	38
			40					20			1														60	410	39
			125					240			40														160	1600	40
120	40	3105	255	765	900	30	5035				226												420	7240	41620		

* This will include only such cheese as is made upon the farm. Milk sent to cheese factories will be regarded as milk sold off the farm.

SCHEDULE 3.—Productions of Agriculture in Bonhomme Township, in the County of St Louis, in the Post Office: Ballwin

Name of Agent, Owner, or Manager.	ACRES OF LAND.			PRESENT CASH VALUE.		Total amount of wages paid to farm hands, including value of board.	LIVE STOCK, JUNE 1, 1870.									PRODUCE DURING THE YEAR.							
	Improved.	UNIMPROVED.		Of farm.	Of farming implements and machinery.		Horses.	Mules and Asses.	Milk Cows.	Working Oxen.	Other Cattle.	Sheep.	Swine.	Value of ALL live stock.	WHEAT.		Rye.	Indian Corn.	Oats.	Barley.	Buckwheat.	Rice.	Tobacco.
		Wood land.	Other unimproved.												Spring.	Winter.							
No.	No.	No.	Dolls.	Dolls.	Dolls.	No.	No.	No.	No.	No.	No.	No.	Dolls.	Bush.	Bush.	Bush.	Bush.	Bush.	Bush.	Bush.	Lbs.	Lbs.	
1	2	3	4	5	6	7	8	9	10	11	12	13	14	15	16	17	18	19	20	21	22	23	24
Hogelgang Mich	70			200	100	100	5	1	5		1		20	900	600		400	600					
Schultz Andrew	10	10		3000	200	60		2	3		3		10	500	140		1600	700					
Blanner Erhard	30	10		3000	160	100	2		3		5		15	400	80		600	300					
Haggeman John	35			120	125	3			3		1		10	500	125		200	300					
Meier Francis F	110	70		16000	450	800	1	1	6			5	36	1000	660		800	400	240				
Hayes Geo Sen	100	220		20000	500	800	12	1	3		2		10	1200	600		800	700					
Hayes Geo Jr	50			250	300	2			3		3		10	500	400		600						
Hayes William	50			250	300	1								400	400		200	100					
Engler Tiber	23	40		2000	100	80	1	2	2		1	2	4	300	140		150	60					
Clarkson Chas	200	130		22000	400	1200	7		5	2	7	35	100	1500	700		1500	300					
Eberwein Henry Jr	20			100			2	2	1		2		13	500	175		200	130					
Long Gabriel	60	240		15000	300	45	3		5		5		29	600	212		300	100					
Humphrey Edward	25	25		4000	80	25	3		3		5		15	500	140		100	60					
Humphrey Richard	40	60		6000	120	50	2		3		4	10	15	450	190		200	100					
Saffington August	16			80			1		1		1		1	250			600	50					
Saffington Green	10						2		1				6	250	175								
Hertwich And	12	28		2000	20		2		2		1		3	300			500						
Andrae Charles	7	9		1800	60		2	1	2		2		6	500			60	400					
Pyles William	10						2		1		1		19	340			400						
Hill August	135	80		20000	300	600	1	1	4		5		50	1100	2200		3000	240					
Hill John	40				200		2		1				5	250	120		800	40					
Stame Charles	15	25		2000	80	60	2		1				5	300			400	60					
McQuary John	28								2					80	102		600						
Townsend Lucinda	60	115		17000	30	150	2	2	3		3		15	700	490		160	100					
Schwent John	15	24		1800	40	20	3		1				5	300			200	100					
Hisher Samuel M	20	13		3300	250		2		2		2		10	350	115		250	40					
Johnson Austin	40			50			3		1				12	350	274		700	200					
Ries Hans	35	15		5000	120	60	2		2				9	450	116		200	50	28				
Brooks Frank	30			60	40		2		2				3	300	120		400	100					
Locketh Wm G	30			40					1		2		5	300	80		500	200					
Mais Friedrich	90	18		100	200		2	2	2		7		50	700	1075		1000	300					
Eberwein Henry	110	300		20000	400	200	6	6	3		8		40	1600	700		1600	200					
William Hachs	30				50		2		1				25	350	275		800	350					
Williams Holding	20			200			2		1	2	5			500	160		300	120					
Sahn Radolph	50	15		4000	200	100	4		2	2	5		33	600	485		150	200					
Baxter John	1000	420		20000	160	400	2	6	2		2		16	1000	500		400						
Storch Magarus	70	157		7000	200	360	2		6	2	18		50	600			200	600					
Stabel Louis	30			80	60		2		2		5		20	400			450						
Harfer Jacob	35			2600	40		2		2	3	7		25	600			800						
Jacobs Henry	20			60			2		2				15	400			800						
	282	2024		197500	5800	6515	95	43	99	8	119	52	718	2220	11547		22900	6160	268				

State of Mo, enumerated by me on the 17 day of Aug, 1870.
E. J. Dosmatak, Ass't Marshal.

YEAR ENDING JUNE 1, 1870.

Cotton. Bales (450 lbs.)	Wool. Lbs.	Fens and Bees. Bush.	POTATOES.		Orchard products. Dolls.	Wine. Gallons.	Produce of Market Gardens. Dolls.	DAIRY PRODUCTS.				SEED.				SUGAR.			BEES.		Forest products. Dolls.	Value of Home Manufactures. Dolls.	Value of animals slaughtered or sold for slaughter. Dolls.	TOTAL VALUE. Estimated value of all farm produce, including bet- terments to stock. Dolls.									
			Irish. Bush.	Sweet. Bush.				Butter. Lbs.	Cheese.* Lbs.	Milk sold. Gallons.	Hay. Tons.	Clover. Bush.	Grass. Bush.	Hops. Lbs.	Henry. Tons.	Flax. Lbs.	Flax-seed. Bush.	Silk cocoons. Lbs.	Maple. Lbs.	Cane. Hhds. (1,000 lbs.)					Molasses. Gallons.	Wax. Lbs.	Honey. Lbs.						
																												25	26	27	28	29	30
			300	40	600			400			15																	60	240	2300	1		
			120		100			120			10																		400	1800	2		
			20		100			60			3																		80	780	3		
			125					180			3															100	130	775	4	4			
	35		100					400			10															180	420	2500	5	5			
			100					100			12																		600	2300	6	6	
					150			200																					200	1100	7	7	
			40		100																									670	8	8	
	10		20		10			80			2																		80	390	9	9	
	130		200		300			300			40																		1100	3800	10	10	
			700					60			1																		80	520	11	11	
			110	8	200			100			3																		160	900	12	12	
			150					100																					100	400	13	13	
			20		100			100																					120	650	14	14	
			50					100																					60	400	15	15	
			125					100																					100	375	16	16	
			40		10																								60	340	17	17	
			160		500			120																					40	800	18	18	
																													60	260	19	19	
			160		50			100			10																		520	4500	20	20	
			20								1																		110	650	21	21	
			120					20																					80	400	22	22	
			900																										40	900	23	23	
			100								6																		60	800	24	24	
			200					80			2																		80	350	25	25	
			400		50			50																					90	600	26	26	
			60					10																					120	870	27	27	
			150			11		50			2																		80	480	28	28	
			60		40			100			1																		100	570	29	29	
			140					60			3																		60	630	30	30	
					50			200																					220	2050	31	31	
			200		100	150		200			6																		660	2760	32	32	
			100		100			75			1																		140	1150	33	33	
			150		200			75			1																		140	820	34	34	
			60		50			380			16																160	400	1700	1700	35	35	
			160		250			50			8																		320	1130	36	36	
			100					400			6																		400	1560	37	37	
			400																										450	400	1320	38	38
			200								1																		250	160	930	39	39
			200																										650	80	1230	40	40
175			5720	45	2060	160		4370			163																2900	8030	46460				

* This will include only such cheese as is made upon the farm. Milk sent to cheese factories will be regarded as milk sold off the farm.

SCHEDULE 3.—Productions of Agriculture in Bonhomme Twp., in the County of St Louis, in the Post Office: Ballwin

1	ACRES OF LAND.			PRESENT CASH VALUE.		7	LIVE STOCK, JUNE 1, 1870.								PRODUCE DURING THE									
	2	UNIMPROVED.		5	6		8	9	10	11	12	13	14	15	WHEAT.		19	20	21	22	23	24		
		3	4												16	17								
Name of Agent, Owner, or Manager.	Improved.	Wood-land.	Other unimproved.	Of farm.	Of farming implements and machinery.	Total amount of wages paid during the year in-cluding value of board.	Horses.	Mules and Asses.	Milk Cows.	Working Oxen.	Other Cattle.	Sheep.	Swine.	Value of All Live stock.	Spring.	Winter.	Rye.	Indian Corn.	Oats.	Berley.	Buckwheat.	Wool.	Tobacco.	
	No.	No.	No.	Dolls.	Dolls.	Dolls.	No.	No.	No.	No.	No.	No.	No.	Dolls.	Bush.	Bush.	Bush.	Bush.	Bush.	Bush.	Bush.	Lbs.	Lbs.	
1 Hanhardt Wm	40	100		1000			1	1					2	200										
2 Hewitt David	100	120		12000	300	200	4	2	6	10			40	1000	800		1000	420	180					
3 Walkerhaus Joseph	30	50		4000	120		2	3	4				7	400	180		280	80						
4 Schlusner Wentzle	30	25		4000	80		1	1	2	1			11	300	160		240	40						
5 Chesley James	65			250	500		4	3	2	11			27	800	419		600	100						
6 Maris Wm	60	25		4000	300	200	1	2	2	3			15	800	400		500	300						
7 Wentz Theophilus	40	36		10000	400		2	2	5	7			18	1000	300		600	100						
8 Reiss Daniel	40	40		8000	200	160	2		2	4			11	400	200		300	180						
9 Reiss George	40	20		6000	160	80	1	2	3	3			14	600	180		500	400						
10 Mueller Charles	60			340	280		4	5	8				17	900	674		1100	230						
11 Wudmoeer Adewich	35	5		4000	180	180	3		2	4			12	500	154		270	200						
12 Rasch John	80			200	240		2		2	2			12	500	540		600	150						
13 Rasch Christoph	40			120			2		6				7	500			600	240						
14																								
15																								
16																								
17																								
18																								
19																								
20																								
21																								
22																								
23																								
24																								
25																								
26																								
27																								
28																								
29																								
30																								
31																								
32																								
33																								
34																								
35																								
36																								
37																								
38																								
39																								
40																								
		690	421		60000	2650	1840	23	15	42	48	11	193	7960	4007	6595	2440	180						

State of Mo, enumerated by me on the 15 day of Aug, 1870.

E. J. Rosenbach, Ass't Marshal.

YEAR ENDING JUNE 1, 1870.

YEAR ENDING JUNE 1, 1870.																									TOTAL VALUE.					
Cotton. Bales (450 lbs.)	Wool. Lbs.	Peas and Beans. Bush.	POTATOES.		Orchard products. Dolls.	Wine. Gallons.	Produce of Market Gardens. Dolls.	DAIRY PRODUCTS.			Hay. Tons.	SEED.		Hops. Lbs.	Hemp. Tons.	Flax. Lbs.	Flax-seed. Bush.	Silk cocoons. Lbs.	SUGAR.			BEES.		Forest products. Dolls.	Value of Home Manufactures. Dolls.	Value of animals slaughtered or sold for slaughter. Dolls.	Estimated value of farm products in hand at the terminus and addi- tions to stock. Dolls.			
			Irish. Bush.	Sweet. Bush.				Butter. Lbs.	Cheese.* Lbs.	Milk sold. Gallons.		Clover. Bush.	Grass. Bush.						Maple. Lbs.	Cane. Hhds. (1,000 lbs.)	Molasses. Gallons.	Wax. Lbs.	Honey. Lbs.							
25	26	27	28	29	30	31	32	33	34	35	36	37	38	39	40	41	42	43	44	45	46	47	48	49	50	51	52			
			40			600																					600	1		
			100			40		240			12																220	2200	2	
			140					60			2																100	540	3	
			100					20			1																80	450	4	
	22		40					200			3																210	1100	5	
			200		200			250			30														200		200	1800	6	
			300		240			500			10														300		180	1700	7	
			100		250						4														150		240	1300	8	
			100					100			4													150		160	1100	9		
			10					380			10																420	2000	10	
			40		50			100			3																80	600	11	
			100								12																210	1200	12	
			300								6																120	800	13	
	22		1620		740	640		1850			97														800		2220	15390	14	
	✓		✓		✓	✓		✓			✓														✓		✓	✓	15	
																														16
																														17
																														18
																														19
																														20
																														21
																														22
																														23
																														24
																														25
																														26
																														27
																														28
																														29
																														30
																														31
																														32
																														33
																														34
																														35
																														36
																														37
																														38
																														39
																														40

* This will include only such cheese as is made upon the farm. Milk sent to cheese factories will be regarded as milk sold off the farm.

SCHEDULE 3.—Productions of Agriculture in Carondelet Township, in the County of Saint Louis, in the

Post Office: Carondelet

Name of Agent, Owner, or Manager.	ACRES OF LAND.			PRESENT CASH VALUE.		Total amount of wages paid during the year, including value of board.	LIVE STOCK, JUNE 1, 1870.								PRODUCE DURING THE YEAR.											
	Improved.	UNIMPROVED.		Of farm.	Of farming implements and machinery.		Horses.	Mules and Asses.	Milch Cows.	Working Oxen.	Other Cattle.	Sheep.	Swine.	Value of all live stock.	WHEAT.		Rye.	Indian Corn.	Oats.	Barley.	Buckwheat.	Rice.	Tobacco.			
		Wood-land.	Other unimproved.												Spring.	Winter.										
		No.	No.												Bush.	Bush.										
No.	No.	No.	Dolls.	Dolls.	Dolls.	No.	No.	No.	No.	No.	No.	No.	Dolls.	Bush.	Bush.	Bush.	Bush.	Bush.	Bush.	Bush.	Lbs.	Lbs.				
1	2	3	4	5	6	7	8	9	10	11	12	13	14	15	16	17	18	19	20	21	22	23	24			
Henry J. Schulte	15	14		3,000	150	200	1		1				2	120	100		60		10						1	
Roellbel Frank	28	25		3,000	400	150	2		2		3		3	250	50				50						2	
Luster William	40	17		5,000	150	275	2		1		1		5	300	140		80		100						3	
" George	35	11		3,000	300	275	4		4		3		10	400	160		50		100						4	
Menkemeyer Charles	15			1,500	50				2				5	200			100								5	
Matern Philip	17	23		3,000	150	15	3		2		1		2	400					80		30				6	
Strecklein Adam	25	15		3,300	400		1	1	2		2		5	330	130		60		100						7	
Cocchini Christina	33	15		6,000	350	100	2		4		2		10	300	200		30		50						8	
Manx Anton	17	50		4,000	50	75			3	2			3	250	140		50		80						9	
Becker Peter	29	31		4,000	100	75	2		2		1		5	210	125		75		15						10	
Eiler Andrew	42	27		6,000		40	1		1				1	125											11	
Hoffman Peter	18	7		1,500	60				2	2		5	4	160			150		30						12	
Eiler Catherine	30	50		5,000					2	3		4	3	300	100	40	400		50		24				13	
Hanne Ferdinand	23	23		5,000	200	100	2		3		1		8	300	65		100		40						14	
Chasal Friedrich							2		1				1	150											15	
Caspar Jacob	30	50		4,500	90	150	2		2				8	200	60		200		40						16	
Moeller Elisabeth	20	9		1,000	50	80			3		2		17	130	90	15	20				30				17	
Benack William	27	13		2,500	90	25	2		1		2		7	200	80		50		20						18	
Boughton Jackson	40	42		3,000	300	75	3		3		1		6	300	75		150		50						19	
Goldback John	34	6		3,000	400	150	4		3		1		8	200	150		80		60						20	
Tassen John	15	25		2,500	275		8		2		2		10	600											21	
Luscher Christian	43	40		12,000	300	1000	2		2		3		8	600	350		200								22	
Colonel Harris	14	580		60,000	120		1	10	2				1	1200			75								23	
Mitchell William									1					40												24
Wunsch William	60	100		8,000	200	250	3		3		2		3	250	200		300		50						25	
Forder Samuel	130	3		20,000	1,000	2,300	6		5	2			5	1,500			100		50		100				26	
Andreas Eliza	40	30		8,000																					27	
Donnelly Cora	14	6		2,500	25	100	1		2		2		4	150			80								28	
White Edward	4			2,500			1		2		1		3	100			20								29	
Cannara Mathias	47			4,000	100	200	2		2				1	200			10								30	
Weister John	5			700			2		3					150											31	
Brady Bernard	4			600		20			1		1		1	75											32	
Wagner John	60	100		40,000	30	60	2		1				4	100			100		40						33	
Kellermann Franz	6			2,000	25	360	1							50											34	
Tanke Louis	6			2,000	45		2		1				4	100			10		50						35	
Georg Friedrich							2						3	250											36	
Friedrich							7	2	2				3	150												37
Gebhardt John	2			2,000			2		1		1		4	200												38
Bernard Christoph	30	4		4,000	370	150	3		2				3	200	900		60		80						39	
Tanzenberger Michael	15	37		11,000	200		2		1		1			250	150		200		200						40	

1053 1614
 22500
 5540
 6195
 69 19 70 4 55 5
 160 1600
 3247 55 2846 13 45 164
 L. C. Ho

State of Massachusetts, enumerated by me on the 21st 22nd 1870 day of June, 1870.

H. J. Schulte, Ass't Marshal.

YEAR ENDING JUNE 1, 1870.

Cotton.	Wool.	Fens and Beana.	POTATOES.		Orchard products.	Wine.	Produce of Market Gardens.	DAIRY PRODUCTS.			SEED.		Hops.	Hay.	Flax.	Flax seed.	Silk cocoons.	SUGAR.			BEES.		Forest products.	Value of Home Manufactures.	Value of animals slaughtered or sold for slaughter.	TOTAL VALUE.			
			Irish.	Sweet.				Butter.	Cheese.	Milk sold.	Hay.	Clover.						Grass.	Maple.	Cane.	Molasses.	Wax.					Honey.	Dolls.	Dolls.
Bales (450 lbs.)	Lbs.	Bush.	Bush.	Bush.	Dolls.	Gallons.	Dolls.	Lbs.	Lbs.	Gallons.	Tons.	Bush.	Bush.	Lbs.	Tons.	Lbs.	Bush.	Lbs.	Lbs. (1,000 lbs.)	Gallons.	Lbs.	Lbs.	Dolls.	Dolls.	Dolls.	Dolls.			
25	26	27	28	29	30	31	32	33	34	35	36	37	38	39	40	41	42	43	44	45	46	47	48	49	50	51	52		
			70		75		25	25			1														50	660	1		
			100		100						1														15	240	2		
			175		250			100			10												30		50	995	3		
			100		400			800	200		5												100		200	13,60	4		
			150	15																						150	285	5	
			100	30	250						2												25		175	641	6		
			30	20	160			25			2															60	517	7	
			100	50	200			150			10												25		150	900	8		
			30	3	59																					80	361	9	
			25		100						4															90	404	10	
																													11
			50		100						1													100		30	250	12	
			100		400			50			2												100		30	1,035	13		
			20		150			40	50		2															50	385	14	
																										20	20	15	
			20		20			40	50		2																485	16	
			20		200																						380	17	
			25		20	200																					400	18	
			30	25	300			200			3												40		120	505	19		
			100		200			200	200		2															100	700	20	
																													21
			200		100			100	50		4												300		100	1,160	22		
			800	40				350																			400	23	
																													24
			100		500	30		150			10												25	20	150	1,075	25		
			600	200	2,000			300			110															350	6,575	26	
											50																450	27	
			150	10				100																			90	150	28
			90																								30		29
			80	10	60			100																			90	125	30
																													31
			10					100			1																50		32
			200					100																		40	160	33	
			10		300																						350		34
			50					25																			90	115	35
																													36
																													37
			90					100																			130	30	38
			50		370						5																15	645	39
			40		150			150			20																	100	40

3635 ✓
 405 ✓
 2264 ✓
 530 ✓
 25 ✓
 3155 ✓
 550 ✓
 247 ✓
 25760 ✓
 2590 ✓
 2590 ✓
 2651 ✓

This will include only such cheese as is made upon the farm. Milk sent to cheese factories will be regarded as milk sold off the farm.

SCHEDULE 3.—Productions of Agriculture in Carondelet Township, in the County of Saint Louis, in the

Post Office: Carondelet

Name of Agent, Owner, or Manager.	ACRES OF LAND.			PRESENT CASH VALUE.		Total amount of wages paid during the year, including value of board.	LIVE STOCK, JUNE 1, 1870.								PRODUCE DURING THE YEAR.									
	Improved.	UNIMPROVED.		Of farm.	Of farming implements and machinery.		Horses.	Males and Asses.	Milk Cows.	Working Oxen.	Other Cattle.	Sheep.	Swine.	Value of all live stock.	WHEAT.		Rye.	Indian Corn.	Oats.	Barley.	Buckwheat.	Rice.	Tobacco.	
		No.	Wood-land.												Other unimproved.	Dolls.								Dolls.
1	2	3	4	5	6	7	8	9	10	11	12	13	14	15	16	17	18	19	20	21	22	23	24	
1 <u>Walt William</u>									2				13	125										
2 <u>Wiss John</u>	35	112		3,700	200	600	2		3	1			8	200	250		100	50						
3 <u>Herrin Peter</u>	10	30		2,000	20		2							50										
4 <u>Gebhardt John</u>	55	25		6,000	400	100	3		2	2			6	250	240		60	200						
5 <u>Dexter Henry</u>	25	40		3,000	250	50	2		2	1			8	300	110		150	50						
6 <u>Miller William</u>	28	132		4,500	150	300	2		1				5	200			50	40						
7 <u>Lang Berger Louis</u>	40	20		8,000	300	275	1		2	1			1	125			200	150						
8 <u>" Christian</u>	30	15		4,500	400	200	2		3				3	250			100	100						
9 <u>Caspar Michael</u>	35	35		4,500	150	150	3		2	2			3	300	210		250							
10 <u>Early Adam</u>	15	21		2,000	50	100	1						1	50	80		200	70						
11 <u>Gebhardt Philip</u>	30	15		6,000	150	80	2						6	200	120		100	100						
12 <u>Wintner John</u>					20		2		1				6	150										
13 <u>Kehl Valentine</u>	12			1,000	40		1						3	50			100							
14 <u>Wintner John</u>							1		1					30										
15 <u>Reit Leopold</u>	10	6		3,000	25	40	1							25										
16 <u>Gebhardt Michael</u>							2		1				5	150										
17 <u>Wintner John</u>													3	40										
18 <u>Koebel Peter</u>	25	11		3,500	100	100	3		1	2			12	100	140		30	95						
19 <u>Borgdorf Charles</u>	110			4,000	250	250	4		4	5			7	250	250		150	150						
20 <u>Van Selge Henry</u>	20			2,200	150	60	2		1				3	250	135		100	100						
21 <u>Wintner Henry</u>	4			1,000	50	250			2				4	60	30		50	50						
22 <u>Hilgeman Rudolph</u>	25			1,800	60	50	2		3	3			3	200	90		100	100						
23 <u>Kott Charles</u>	10			1,000													20							
24 <u>Wachter John</u>	20			2,000	25		1						2	40			30	30						
25 <u>Quarantine Simon</u>	20	20		5,000	300	400	2		5				14	200			30	75						
26 <u>Henderson Saml</u>	7			500	10	25	1		1					50										
27 <u>Grubert John</u>	7			500		25											20							
28 <u>Bruckhart Franz</u>	20			2,200	25		2		1				2	100			20	20						
29 <u>Zunk John</u>	10			1,000	50	20			2	3	1		3	150			10	20						
30 <u>Neuboff Herman</u>	12	15		1,200	30	30	1		3	2			2	100	50									
31 <u>Grubert Frank</u>	7	7		1,000					1					20			40	40						
32 <u>Miester John</u>	18			2,000	200	50	2		2	2			4	150			30	100						
33 <u>Schuetter Casper</u>	25	5		3,500	200	100	3		4	1			6	200	230		150	50						
34 <u>Laforch Anton</u>	65	15		6,000	200	80	4		4	2			10	300	120		400	100						
35 <u>Bolt Robert</u>	10	9		1,000	80	50	1		1	1			7	100	45			20						
36 <u>Brandli Joseph</u>	9			900	25	100	1		1				3	50			25							
37 <u>Davis Robert & Thomas</u>	28	25		6,000	100	100	4			2				225			100	100						
38 <u>Kromeyer William</u>	20			2,000	75	30	1		2	2			5	150	50		50	50						
39 <u>Bruckley Robert</u>	40	10		4,500	100	60	2						1	150				20						
40 <u>Rauer John</u>	7			1,500	150		1		1	1			3	150			20	25						

84 64
 6800 4565
 3625
 63 3 56
 51
 150 5575
 2150
 2675 1895

State of Massachusetts, enumerated by me on the 24th 25th 27th day of June, 1870.

H. J. Schultz, Ass't Marshal.

YEAR ENDING JUNE 1, 1870.

Cotton.	Wool.	Peas and Beans.	POTATOES.		Orchard products.	Wine.	Produce of Market Gardens.	DAIRY PRODUCTS.				SEED.				SUGAR.				BEES.		Forest products.	Value of Home Manufactures.	Value of animals slaughtered or sold for slaughter.	Estimated value of production, including percentages and additions to stock.		
			Irish.	Sweet.				Butter.	Cheese.*	Milk sold.	Hay.	Clover.	Grass.	Hay.	Heamp.	Flax.	Flax-seed.	Silk cocoons.	Maple.	Cane.	Molasses.					Wax.	Honey.
Bales (450 lbs.)	Lbs.	Bush.	Bush.	Bush.	Dolls.	Gallons.	Dolls.	Lbs.	Lbs.	Gallons.	Tons.	Bush.	Bush.	Lbs.	Tons.	Lbs.	Bush.	Lbs.	Hbds. (1,000 lbs.)	Gallons.	Lbs.	Lbs.	Dolls.	Dolls.	Dolls.	Dolls.	
25	26	27	28	29	30	31	32	33	34	35	36	37	38	39	40	41	42	43	44	45	46	47	48	49	50	51	52
1																											
2			80		175			50			3												150		100	845	
3			100		358			30			12											60		20	1046		
4			50		230			100			3											60		100	120		
5																									50		
6			50					50			1														50	137	
7			60		1300			100			7											20		75	1690		
8			80	10	740			200			5														50	1385	
9			80		30						6														80	380	
10			60		10						2											60				310	
11			20		10						5														100	410	
12																											
13			60		40																		10			125	
14			40																							20	
15																											
16																											
17																											
18			100		180						12														40	620	
19			30		60			150			1														100	620	
20			50				25	10			1													25	335		
21			10		50			100			2														30	335	
22			50					300			3														90	465	
23			20																							20	
24			30								1														10	80	
25			80		160		311	930			8														30	960	
26			90		5						2															50	
27																										10	
28			30								1															65	
29			50					250			2															180	
30			100					100			2															200	
31			75																						10	75	
32			60					180																		140	
33			50					200			7															80	
34			75					100			22														80	1815	
35			80					50			1														100	145	
36			90																						25	75	
37			400		75			180			22														40	910	
38			35		30			180			2														60	270	
39			100		100						10														80	290	
40			200	10	50		500	50			1														60	773	
			55	20	3665		500	50			15													360	1555	1584	

* This will include only such cheese as is made upon the farm. Milk sent to cheese factories will be regarded as milk sold off the farm.

State of Missouri, enumerated by me on the 28th 29th 30th day of June, 1870.

H. J. Schultz, Ass't Marshal.

YEAR ENDING JUNE 1, 1870.

Cotton. (Bales 450 lbs.)	Wool. Lbs.	Peas and Beans. Bush.	POTATOES.		Orchard products. Dolls.	Wine. Gallons.	Produce of Market Gardens. Dolls.	DAIRY PRODUCTS.			Hay. Tons.	SEED.		Hops. Lbs.	Hemp. Tons.	Flax. Lbs.	Flax-seed. Bush.	Silk cocoons. Lbs.	SUGAR.		Molasses. Gallons.	BEES.		Forest products. Dolls.	Value of Home Manufactures. Dolls.	Value of animals slaughtered or sold for slaughter. Dolls.	TOTAL VALUE. Dolls.		
			Irish. Bush.	Sweet. Bush.				Butter. Lbs.	Cheese.* Lbs.	Milk sold. Gallons.		Clover. Bush.	Grass. Bush.						Maple. Lbs.	Cane. Hhds. (1,000 lbs.)		Wax. Lbs.	Honey. Lbs.						
25	26	27	28	29	30	31	32	33	34	35	36	37	38	39	40	41	42	43	44	45	46	47	48	49	50	51	52		
			300				50																			100	350	1	
																													2
			100																									75	3
			60				25			6																35	240	4	
			800				200			8																125	1,295	5	
			130					50		2																	190	6	
			330			1400				100																	4300	7	
							500	50	50																	50	330	8	
			30							1																	80	9	
			30		20		200			1																40	265	10	
			100		15		100			3																50	410	11	
			10				100			3																40	290	12	
			100				100	50																		80	230	13	
			30	15	300		50			2																	400	14	
			15		20					1																5	45	15	
										1																	15	16	
			125				100			3																	165	17	
			200		400		200			20																	1,090	18	
			50		30					1																35	105	19	
																													20
			30							46,000																100	9,325	21	
			300				200			1																	260	22	
			20			100	200			1																50	260	23	
			30				100			1																30	225	24	
			200							1																100	285	25	
			500				100			3																15	580	26	
			100	10			100			2																30	290	27	
			150				30	50		1																40	240	28	
			90				150			2																50	410	29	
			150		750					60																	1,240	30	
			250																								225	31	
			25		500		100			50																30	1,350	32	
			100							15																25	140	33	
			100		10		150			14																25	405	34	
			60				230	100		2																100	425	35	
			100				250	500		1																120	645	36	
							50			5																20	60	37	
			70		15		50			3																50	410	38	
			30		40					2																15	260	39	
			200		50					2																40	400	40	

5235 25 2150 1400 730 2425 48100 293

* This will include only such cheese as is made upon the farm. Milk sent to cheese factories will be regarded as milk sold off the farm.

1570 27060

SCHEDULE 3.—Productions of Agriculture in Carondelet Township, in the County of Saint Louis, in the Post Office: Carondelet.

Name of Agent, Owner, or Manager.	ACRES OF LAND.			PRESENT CASH VALUE.		Total amount of wages paid during the year, including value of board.	LIVE STOCK, JUNE 1, 1870.								PRODUCE DURING THE									
	Improved.	UNIMPROVED.		Of farm.	Of farming implements and machinery.		Horses.	Mules and Asses.	Milch Cows.	Working Oxen.	Other Cattle.	Sheep.	Swine.	Value of all live stock.	WHEAT.			Indian Corn.	Oats.	Barley.	Buckwheat.	Rice.	Tobacco.	
		Wood-land.	Other unimproved.												Dolls.	Dolls.	Spring.							Winter.
	No.	No.	No.	Dolls.	Dolls.		Dolls.	No.	No.	No.	No.	No.	No.	Dolls.	Bush.	Bush.	Bush.	Bush.	Bush.	Bush.	Bush.	Lbs.	Lbs.	
1	2	3	4	5	6	7	8	9	10	11	12	13	14	15	16	17	18	19	20	21	22	23	24	
Dennis Michael	25	15		1,000	200	75	1	2	1	2		3	250		160		60							
Fried Philip	18	3		2,000	200	125		2	1	1		5	200		35		30	30						
Dennis Anton	40			2,500	125	150	3		1	2		5	250		235		150							
Friedrich Theodore	20	20		4,000	150	100	2		1			6	150		120		40	20						
Koll Jacob	30	10		2,000	200	350	2		4	2		6	250				100	75						
Walter Rudolph	50	30		5,000	250	100	2		3			8	300		50			50						
Herrings Adam	38	13		5,000	200	50	2		2	1		9	200		150			150						
Beck John	17			2,000	100	150	2						150		190		100	30						
Dreitman Joseph	33	11		2,000	100	150	3		4	2		11	300		70		100							
Ruff John	20	20		5,000	200	300	2		2	1		6	100		70		50	60						
Bauer Henry	20	12		2,200	25	50	3		5	1		4	250		100		75	100						
Coccius William	25	15		4,000	100		3		2	1		3	200											
Vanderal John	20			2,000		75	2		2	1			150		100		100							
Vanderal John	17	20		4,200											10		100							
Schmitz Henry		2 1/2		400					2			3	75											
Endsinger Frederick	38	10		3,200	100	100		2	2	1	4	4	200		65		100	50	20					
Guckert John	18	2		2,000	30	25	2		2	1		2	200		80	15	20	50						
Koll Henry	30	10		2,200	200	50	3		2	3		10	250		40		30	40						
Meyer Frederick	22	18		2,000	5	10	1		1			3	100		50									
Maternam Philip	12	8		1,000	40	50	2			6		3	150		125		125	50	50					
" Michael	50	60		7,000	150	50	2		4			5	200		200		120	100						
Wind Daniel	25	10		2,500	175	50	3		3	2	2	18	300		190		75	50	90					
Baumgartner Michael	30	27		6,000	100	125	6		3	1		13	350		140		150	100	110					
Schneider Barbara	30	44		7,000	250	175		2	2	5	2	8	200		140		50							
East Andreas	18	9		2,500	75	100	2		2	2		12	200				60	50						
Mueller John	26			1,200	100	50	3		1	2	2	10	200		115		100	50	25					
Haempel Michael	16	30		2,500	75		2		2			7	200				15	40						
Rander Julius	18			4,500	25			2	1	1		6	200				40							
Fried John							2		1			8	150											
Baddich Christian	18			4,500	40	20	4		3	3			200				250	50						
Kapfbaum Henry	28	2		3,000	300	20	2		2	1			200		20		100	60						
Dieds Sophia	30	10		4,000	50	20	2		1			1	100		40			60	10					
Waldorf Philip	1	6		1,200	50			2	1			3	150		30			20						
" Philip Louis	60	20		6,000	250	200	1	2	2	1		10	400		100		200	200						
Wannbradt Benedict	57	37		5,000	200	200	2		4	1		12	300		150		100	100						
Wilder Samuel	3			800	50	20	3		1	1		3	200				100	50						
Erbe Henry	36	30		3,500	150	15	3		2	1		7	300		80		150	100						
Gitz Christian	15			1,200	50	30	2		1	1		3	150		100		30	20						
Guckert Louis	30	10		1,500	25	20	2		1			5	100		100		25	15						
Emmerich Peter	25	11		3,600	300	150	4		3	1		10	400				200	75						
	1014	578		125300	4710	3215	82	14	77	48	10	224	8175		3125	15	2845	1945	305					

State of Missouri, enumerated by me on the 1st of 9th day of July, 1870.

H. J. Schulte, Ass't Marshal.

YEAR ENDING JUNE 1, 1870.																										TOTAL VALUE.			
Cotton.	Wool.	Peas and Beans.	POTATOES.		Orchard products.	Wine.	Produce of Market Gardens.	DAIRY PRODUCTS.			SEED.		Hops.	Flax.	Flax-seed.	Silk cocoons.	SUGAR.		Molasses.	BEES.		Forest products.	Value of Home Manufactures.	Value of animals slaughtered or sold for slaughter.	Estimated value of farm, including her-terms and addi-tions to stock.				
			Bales (450 lbs.)	Lbs.				Dush.	Bush.	Bush.	Dolls.	Dolls.					Dolls.	Lbs.		Lbs.	Gallons.					Tons.	Bush.	Bush.	Lbs.
25	26	27	28	29	30	31	32	33	34	35	36	37	38	39	40	41	42	43	44	45	46	47	48	49	50	51	52		
			30		50						1													40	40	380	1		
			60		10			50			2													20	30	220	2		
			200		250						3													75	76	850	3		
			300		90						2													40	30	800	4		
			150	10	20			200			12														30	538	5		
			30		200			200			4													90	70	575	6		
					25						3													15	25	350	7		
			60		140																				50	500	8		
			100		70			200			7													50	130	600	9		
			150		220			100			20														100	850	10		
			75		10		25	150			2														50	450	11		
					100			50			5													30	30	300	12		
			150		100			50			5																425	13	
			30																								100	14	
																													15
			20		20			50			2															20	310	16	
			15		10			100			2													10	30	275	17		
			20		10			50			2														50	275	18		
			25								1																90	19	
			40								2															30	358	20	
			120					200			5															50	600	21	
			100					100			7															75	648	22	
			150		10			100			2															60	838	23	
			250					50			6													40	70	490	24		
			80		50			50			2													30	60	350	25		
			40					50			2															50	360	26	
			200					50			2																	27	
			150					50																150	100	450	28		
																										30	140	29	
			25					250			6															100	475	30	
			300					100			4															100	525	31	
			25		25						3																100	32	
											1																	33	
			50		200			50			10																150	875	34
			50		50			150			20																100	800	35
			25																								15	150	36
			50		70			100			3																		37
			25								2																		38
			15								5																		39
			100		200			100			5																		40
			3250	10	1960			25	2600		166													675	1940	16250			

* This will include only such cheese as is made upon the farm. Milk sent to cheese factories will be regarded as milk sold off the farm.

SCHEDULE 3.—Productions of Agriculture in Carondelet Township, in the County of Saint Louis, in the Post Office: Carondelet.

1	ACRES OF LAND.			PRESENT CASH VALUE.		7	LIVE STOCK, JUNE 1, 1870.								PRODUCE DURING THE									
	Improved.	UNIMPROVED.		Of farm.	Of farming imple-ments and nu-tilery.		Horses.	Males and Asses.	Milk Cows.	Working Oxen.	Other Cattle.	Sheep.	Swine.	Value of All live stock.	WHEAT.		Rye.	Indian Corn.	Oats.	Barley.	Buckwheat.	Rice.	Tobacco.	
		Wood-land.	Other unim-proved.												Dolls.	Dolls.								No.
	No.	No.	No.	Dolls.	Dolls.		Dolls.	No.	No.	No.	No.	No.	No.	Dolls.	Bush.	Bush.	Bush.	Bush.	Bush.	Bush.	Bush.	Lbs.	Lbs.	
2	3	4	5	6	7	8	9	10	11	12	13	14	15	16	17	18	19	20	21	22	23	24		
1	Nicol John.	38	29		4,000	50		3					150		100		300	75						
2	Lottier Nicholas	29	2		3,100	100	35	2		1			8	200		40		100	80	35				
3	" Alexander	11	4		1,200	50		1		1			7	100				20	10					
4	Mueller August	30			3,000	100	40	3	1	3	1		8	300		115		100	100	25				
5	Wheff Herman	35	15		4,000	300	20	3		4	1		5	400		100		150	175					
6	Wagner John	35	21		4,000	400	75	2		2			6	300		110		150	130					
7	Williams William	12			1,500	125	50	9		4	5		7	400					150					
8	Wengel Elizabeth	20	8		2,500	50	60	2		3			1	250		165			35					
9	Zorder William	25	45		7,000	225	200	3		2	2		10	300		200		60	50					
10	Schmidt Nicholas	7			1,000													10						
11	Caspers Frederick	9			1,000	150			2	1	1		4	150				10	50					
12	Ehler Mathias	24			2,400	50	25	2		1			3	750		130		50	100					
13	Otte William F.	25	6		6,000	200	100	2		1			3	250		40		50	50					
14	Wahler August	10	27		2,500	50	75	2		2	1		8	250		30	35		60					
15	Wepfleberger Eliza	30			1,500	100		2		1			5	250				45	50					
16	Kocher Henry	26			2,600	100	40	2		3	1		7	250		80		150	75					
17	Edicker Henry	30	11		5,000	200	25	2		3	2	1	15	300		115		200	200					
18	Edicker Louise	24			2,500	25	75	2		2	1			150		80	48		20					
19	Barber Jonathan	60			6,000	100	100	3		3			4	300		200		200	200					
20	Schaefer Christian	20			3,000	25	50	2		2	2		3	200		90			60					
21	Holt Charles	40	13		5,000	100	100	4		2	5		6	300		150	20	40	50					
22	Dennis John	78			5,000	50	150	2		2	1		4	300		150		200	275					
23	Lang Caspar	39	28		4,000	100	150	3		2	3		3	250		130		50	50	20				
24	Stroph Academy	30	28		4,500	100	400	2		1	1			200		100			10	50				
25	Ruchler Louis	17	5		1,000	50	175	2		2	2			200					150					
26	Patterson James	45	65		7,500	100	30	6		2	2		7	250		120			25					
27	Lander George	10	10		4,000	60		1		1			1	100					30					
28	Limon John	29	5		3,500	125	150	2	2	4	6		12	400				200	40					
29	Schmaelg Nicholas	50			5,000	100	250	2	2	3	4		4	400		250		200	40					
30	Overhoff Christian	18	2		2,000	100	40	2		2			4	250		80	10	40	30					
31	Lohaus Henry	38			3,000	100	20	2		2			5	200		100		50	60					
32	Keller Jacob	38			3,000	100	115		2	3	2	4	4	300		100		100	100					
33	Koenig Albrecht Adm	20	25		6,000	100	200	1		3				200										
34	Hagemann Theodore	36	38		3,200	125	200	4		3	3		10	200		150		150	100	60				
35	Schneider August	35			2,500	75	40	3		4	1		8	250		100		30	150	10				
36	Fuchs Jacob	15	20		2,000	75	75	2		1			9	200		65		25	90					
37	Johannes William	35	33		5,000	200	200	2		2			6	200		200		50	70					
38	Naabe Martin	25			4,000		30	2		2			4	100		50		11	25					
39	Hegen Philip	25			1,200	40		1		3			8	150				100	35					
40	Rattier John	45	35		4,000	150	50	4		2	2	8	15	400		85		150	25					
		114	45		6600	4500	645	94	9	84	53	15	215	9800	54	25	105	30	25	30	25	210		

State of Missouri, enumerated by me on the 27th 6th 7th day of July, 1870.


H. J. Schultz, Ass't Marshal.

YEAR ENDING JUNE 1, 1870.

Cotton. (450 lbs.)	Wool. Lbs.	Peas and Beans. Bush.	POTATOES.		Orchard products. Dolls.	Wine. Gallons.	Produce of Market Gardens. Dolls.	DAIRY PRODUCTS.				SEED.			Hops. Lbs.	Hemp. Tons.	Flax. Lbs.	Flax-seed. Bush.	Silk cocoons. Lbs.	SUGAR.			BEES.		Forest products. Dolls.	Value of Home Manufactures. Dolls.	Value of animals slaughtered or sold for slaughter. Dolls.	TOTAL VALUE. Dolls.	
			Irish. Bush.	Sweet. Bush.				Butter. Lbs.	Cheese.* Lbs.	Milk sold. Gallons.	Hay. Tons.	Clover. Bush.	Grass. Bush.	Maple. Lbs.						Cane. Hhds. (1,000 lbs.)	Molasses. Gallons.	Wax. Lbs.	Honey. Lbs.						
25	26	27	28	29	30	31	32	33	34	35	36	37	38	39	40	41	42	43	44	45	46	47	48	49	50	51	52		
			10		50						8																460		
			200								5															50	388		
			200				25				1															20	175		
			50				50				5															100	425		
			100		200		50				15															80	840		
			80	50	200			150			8													60		100	930		
			10					300																			20	200	
			100	50				50																			30	330	
			20		25			100			7																50	475	
			10																								15	25	
			100				250	30																				295	
			200				50				3																50	460	
			20					100																			10	140	
			350	30				50			4																	400	
			30		75			100			5																50	310	
			100					50			5																10	360	
			100					150			4													15		110	650		
			230		10		50	100			2																15	310	
			50		200			200			12																100	1020	
			30		40			100			2																100	375	
			40	4	110			150			4																65	325	
			200	50				100			2													75		150	800		
			20		50			75			2																30	385	
			100		75	30					8																	420	
											4																	50	210
			50					100			10													50		30	475		
			60					50			5													15		10	200		
			50				150	200			3																100	525	
			600		200			50			4																40	950	
			50					150			2																30	270	
			100		50			100			4																20	410	
			250	25	70			100			2													30		60	600		
											3																	50	
			60								10																	60	665
			30		20			50			3																50	400	
			50								3													40		25	265		
			30								4																	15	370
			30					50			2																40	175	
			300		20			50			10																60	460	
			50					100			10																80	465	
			4110	195	1450	30	575	2825			181													30	60	1895	1260		

* This will include only such cheese as is made upon the farm. Milk sent to cheese factories will be regarded as milk sold off the farm.

SCHEDULE 3.—Productions of Agriculture in Carroll Township, in the County of Saint Louis, in the Post Office: Carroll



Name of Agent, Owner, or Manager.	ACRES OF LAND.			PRESENT CASH VALUE.			LIVE STOCK, JUNE 1, 1870.								PRODUCE DURING THE																							
	Improved.	UNIMPROVED.		Of farm.	Of farming implements and machinery.	Total amount of wages paid during the year, including value of board.	Horses.	Mules and Asses.	Milch Cows.	Working Oxen.	Other Cattle.	Sheep.	Swine.	Value of all live stock.	WHEAT.																							
		Wood-land.	Other unimproved.												Dolls.	Dolls.	Dolls.	No.	No.	No.	No.	No.	No.	No.	Dolls.	Spring.	Winter.	Rye.	Indian Corn.	Oats.	Barley.	Buckwheat.	Rice.	Tobacco.				
		No.	No.															No.	No.	No.	No.	No.	No.	No.	No.	Bush.	Bush.	Bush.	Bush.	Bush.	Bush.	Bush.	Lbs.	Lbs.				
1	2	3	4	5	6	7	8	9	10	11	12	13	14	15	16	17	18	19	20	21	22	23	24															
1 Wright Henry C.	120	120		18,000	650	800	10	4	7	2		3	3	1200		300	40	1200	300																			
2 Postle Peter	35	35		3,500	80	35	4		3		1		20	400		150		700		175																		
3 Hardegen Louis	30	30		3,300	100	50	2	1	2		3	10	4	300		80		150	20																			
4 Rehaus Jacob	50			3,300		100										200		450	75	150																		
5 " Jacob	40	8		3,000	200	100	4		5				13	500		25	75																					
6 Walter John	17			1,000	100	25		2	1		2	2	10	200		70		200		50																		
7 Hanebrink Ferdinand	29			1,200	75	30	2		2			3	5	200		160		100	25																			
8 Koeniger John	20	5		2,000	120	130	2		3		1	10	8	250		120		150	20																			
9 Becht Wolfer	25	3		4,000	30	15		2	2				9	200		150		10	50																			
10 Lantz Balger	3			300	20		1		1					100																								
11 Demelt Julius	16	40		3,000	50	50	2		1		1		5	200				100																				
12 Brellinger Peter	13	27		3,000	120		2		2			5	15	250		30		50	30																			
13 Eblen Caspar	25			2,500												30			30																			
14 Brellinger John	32	18		3,000	150	10		2	3		2		5	200		150		80	60																			
15 " John	18	70		1,000																																		
16 John Gottlieb J.	15	22		1,500	100	40	2		2		1			200		70		100	80																			
17 Gutz Friedrich	35	55		2,800	100	40	3		2		2	1	6	300		100		100	30	50																		
18 Duil Frank	30	39		6,000	100	30		2	2			3	10	200		180		200	175																			
19 Gwenter Joseph	45	7		500					1				9	30					20																			
20 Schmidt John	20	9		2,500	100	30		2	1		1		6	175		80		60	100																			
21 Hepp Daniel	40	7		3,500	100	20	3		2				4	300				50	70																			
22 Bast Martin	20	2		2,000	125	200	2		1				5	200		365			70																			
23 Danenbaum Christ	25			1,200		600												300																				
24 Goetz Adam	20	30		2,000	125	60	1	3	1		1		5	200				50	40																			
25 Duil Philip	13	13		1,200	90	25	2		1		2		7	125				30	40																			
26 Hageman Henry	10	18		2,000	75	60	2		4		3		2	200				100																				
27 " "	12	10		500															40																			
28 Dabray Henry	8			300	50		2		2		2		5	150				25	40																			
29 Quigley John	25			1,300	100	25	2		2		1		15	200				200																				
30 Hageman Christian	21	25		3,400	125	340	3		3		7		17	320				100	20																			
31 " Christian	30	73		2,500												120		40	40																			
32 Wacker Philip	16			1,200	40	30	5		2		1		9	250		150		300	10																			
33 Wolf Martin	60			1,000	50	75	4		4		3	20	50	600				1500	50																			
34 Tonkin Henry W.	125	29		9,000	500	200	5		4		5	4	20	1,000		500		1,100	800																			
35 Jenkinson Joseph	40	35		3,700	100	60	2		2		3		13	200		250	25	50	50																			
36 Hein Adam	20	5		1,000	100	10	2		3				4	150		36		150	190	50																		
37 Kleinckmidt Chas	20	20		1,500	100	10	2		2				4	200		40			50																			
38 Keller Barbara	35	17		2,500	100	100	1		3		2		4	150		130		100	100	50																		
39 Jurgense August	25	33		2,500	150		2		4				5	200		130		75	65	10																		
40 Danenbaum Christ	20			1,000	125	100		4	3		3		17	300		100			40	15																		
																1158	720		201400	4170	2110	74	22	80	2	59	61	211	9850		3686	140	8020	5030	550			

State of Missouri, enumerated by me on the 8th & 9th day of July, 1870.

H. J. Shultz, Ass't Marshal.

YEAR ENDING JUNE 1, 1870.

Cotton.	Wool.	Pens and Pens.	POTATOES.		Orchard products.	Wine.	Produce of Market Gardens.	DAIRY PRODUCTS.			SEED.			SUGAR.			BEES.		Forest products.	Value of Home Manufactures.	Value of animals slaughtered or sold for slaughter.	Estimated value of all firm production, including herds, including additions to stock.									
			Dales (450 lbs.)	Lbs.				Bush.	Doll.	Gallons.	Doll.	Lbs.	Lbs.	Gallons.	Tons.	Bush.	Bush.	Lbs.					Tons.	Lbs.	Dush.	Lbs.	Lbs.	Doll.	Doll.	Doll.	Doll.
25	26	27	28	29	30	31	32	33	34	35	36	37	38	39	40	41	42	43	44	45	46	47	48	49	50	51	52				
			300					150			20															200	1.925	1			
			100					100			8													100		80	1.080	2			
			80	30	100			150			2													40		90	540	3			
			150								3																	720	4		
			800					150			14													120		110	750	5			
			200					50			6																35	475	6		
			200								2														25		50	435	7		
			100		25			30			4													100		80	530	8			
			30								2																50	275	9		
			20																					50		60	125	10			
			20																									65	11		
			30					50			2																	150	12		
																												50	13		
			50					100			2																50	375	14		
					10						2																	45	15		
			20				10	50			8																40	380	16		
			50					75			5													50		40	450	17			
			100	20	75			150			9													100		70	875	18			
			50								1																25	70	19		
			50	50	50						1														75			400	20		
			200		25						4																	250	21		
			100		50						3																	600	22		
			20																										675	23	
			40	25																							75	35	210	24	
			60																										110	25	
			100					50																	100		30	275	26		
								50			10																		180	27	
			20																										20	100	28
			150								2																			475	29
			70					400			5														200		60	475	30		
											5																		260	31	
			80					50																						500	32
			100																											1,100	33
			200					300			20																			2,025	34
			50								7																		530	35	
			30	12	10			100			3																			420	36
			30					50			4																			220	37
			100		50			200			5																			600	38
			200					100			3																			440	39
			50	20				100			3																			340	40
			350	150	50		10	05			165																			1950	

* This will include only such cheese as is made upon the farm. Milk sent to cheese factories will be regarded as milk sold off the farm.

SCHEDULE 3.—Productions of Agriculture in Carondelet Township, in the County of Saint Louis, in the

Post Office: Carondelet



Name of Agent, Owner, or Manager.	ACRES OF LAND.			PRESENT CASH VALUE.			LIVE STOCK, JUNE 1, 1870.								PRODUCE DURING THE									
	UNIMPROVED.			Of farm.	Of farming implements and machinery.	Total amount of wages paid during the year, including value of board.	Horses.	Mules and Asses.	Milch Cows.	Working Oxen.	Other Cattle.	Sheep.	Swine.	Value of all live stock.	WHEAT.			Indian Corn.	Oats.	Barley.	Buckwheat.	Rice.	Tobacco.	
	Improved.	Wood-land.	Other unimproved.												Spring.	Winter.	Rye.							
No.	No.	No.	Dolls.	Dolls.	Dolls.	No.	No.	No.	No.	No.	No.	No.	Dolls.	Bush.	Bush.	Bush.	Bush.	Bush.	Bush.	Bush.	Lbs.	Lbs.		
1	2	3	4	5	6	7	8	9	10	11	12	13	14	15	16	17	18	19	20	21	22	23	24	
1. Russell Ada.	44			6,000	300	1,600	2		1				6	300										
2. Johnson Adolph.	21	75		5,000	100	20		2	2		1	4	5	200		55	5		30					
3. Keith Thomas.	31	5		3,000	150	30		2	1		3	2	7	250		170	15	75	60					
4. Liebert Henry.	80	40		7,000	200	120		4	3				4	400		650	70	30	50	30				
5. Fuchs George.	18	22		2,500	75	20		2	2				4	200		80		100	90					
6. Kraemer Henry.	21	13		3,000	100	30		2	3				2	200		100	15	50	75					
7. Bauer Anton.	30	18		3,500	200	20		1	2	3			6	300		70		60	150	20				
8. Anton.	90	30		2,200															50					
9. Keith Adam.	23	23		2,900	100	25		2		2	3	3	5	250		60	5		20	5				
10. Gussim Christina.	23	15		3,000	100	60		2	3		1	3	6	300		100		100	100					
11. Scherer Michael.	15	2		1,300	50			2	3		1	5		250				100	150					
12. Kerth Peter.	31	1		2,000	100	50		2		2			5	200		100			100					
13. Busch Frank.	23	12		2,000	200	150		3	2	2			7	350		50		125	75					
14. Berman John.	20	11		1,600	75	15		2		1			2	200		40		50	50					
15. Schmidt John.	6	21		500									1	5					45					
16. Klund John.	80	38		3,000	100	50		2	1		1		2	200		105		150	150					
17. Plunger George.	25	30		1,700	100	30		2		2			7	200		100		50	50					
18. Schuler Michael.	60	62		5,000	175	150		1	2	3		3	15	400		215			250					
19. Schuler John.	10	17		1,000	50			2	1				5	300					25					
20. Wagner John P.	6			600				1	1		1		7	150				100	90					
21. Kaempff Jockman.	28			1,400	50			2	1				2	200		20		15	30					
22. Crocimus Henry.	80	88		16,000	400	200		4		3		2	18	600		400		300	400					
23. Casmer Lawrence.	7			700	100			1		2			5	140										
24. Fuchs Ferdinand.	15	15		2,500	50	10		2	1		1		8	200		50		60	100					
25. " Andrea.	25	26		4,000	100			2	2		3	2	7	300				100	100	20				
26. Kerth George.	60	20		7,000	200	200		1	2	1			10	300		140		60	120					
27. Fischer John.	25	11		2,100	100	40		2	1				3	200		90		50	50					
28. Fuchs Frank.	30	28		4,500	300	150		1	2	2			6	200		50		40	50					
29. Bollman Valentine.	31	15		3,000	200	50		2	2				7	250					100					
30. Muller Gregor.	38	13		5,000	125	35		3		2		1	10	300		180		100	100	30				
31. Schuch John Sen.	33	25		4,500	150	40		3		2			8	200		80		200	150					
32. Thies John.	20	12		4,000	150	60		2		2			3	200		50		40	75					
33. " Henry.	20	12		2,300	100	150			2	2			7	200				100	50					
34. Ponsard Michael.	24	11		2,300	100	200		2		2			1	200				80	75	75				
35. Smith William.	40	48		6,000	100			1	2	1		1	2	400		60	25	175	200					
36. Adam Bernard.	7			500															30					
37. Schaefer Henry.	25	75		6,000	100	50		2		2			5	200		100		150	100	50				
38. Meyer Valentine.	18	12		3,000	125	100		2		2			6	200		150		25	100					
39. Westhaus Gotfried.	40	24		4,000	300	40		2		2			4	200		175		200	80					
40. Haust Justus.	60	20		600	200	125		3		4			9	400		150			200					
	1250	550		19,000	5125	520		40	12	14		31	50	210		3507	165	2725	12375	155				

State of Missouri, enumerated by me on the 11th 12th day of July, 1870.
H. J. Schulte, Ass't Marshal.

YEAR ENDING JUNE 1, 1870.																									TOTAL VALUE.				
Cotton. Bales (50 lbs.)	Wool. Lbs.	Peas and Beans. Bush.	POTATOES.		Orchard products. Dolls.	Wine. Gallons.	Produce of Market Gardens. Dolls.	DAIRY PRODUCTS.			SEED.			Hops. Lbs.	Hemp. Tons.	Flax. Lbs.	Flax-seed. Bush.	Silk cocoons. Lbs.	SUGAR.		Molasses. Gallons.	BEES.		Forest products. Dolls.	Value of Home Manufactures. Dolls.	Value of animals slaughtered or sold for slaughter. Dolls.	Estimated value of all farm produc- tion, including bet- terments and addi- tions to stock. Dolls.		
			Irish. Bush.	Sweet. Bush.				Butter. Lbs.	Cheese.* Lbs.	Milk sold. Gallons.	Hay. Tons.	Clover. Bush.	Grass. Dush.						Maple. Lbs.	Cane. Hbds. (1,000 lbs.)		Wax. Lbs.	Honey. Lbs.						
25	26	27	28	29	30	31	32	33	34	35	36	37	38	39	40	41	42	43	44	45	46	47	48	49	50	51	52		
			100		100		100				2															50	880	1	
			35		60						3													20		30	250	2	
			80		50						6															25	470	3	
			100	15				50			4													30		60	1,050	4	
			70		50			150			4															65	500	5	
			60		50			50			8															10	460	6	
											3																	230	7
			100		100			150			.													15		70	320	8	
			50		25						3															30	210	9	
			125					50			4													10		40	400	10	
			50	50	50			100			2															40	400	11	
			200	20				50			2															20	410	12	
			75	5				100			6													50		100	500	13	
			15		10			50			1															20	170	14	
			50					50			2															15	120	15	
			125		30			50			3															20	475	16	
			200		20			50			4															40	400	17	
			170		60			150			6													2	35	60	175	850	18
			60								1/2																40	90	19
			30		100																						15	200	20
			50	50	20						1/2																20	175	21
			150					400			15																150	1,400	22
			40	2																							75	100	23
			60		30						1																60	270	24
			50		140			50			2																40	375	25
			200	10	20			150			10																100	675	26
			200		300			50			2																10	600	27
			125		150						7																100	530	28
			100								22																	450	29
			30		25			50			4														80		90	610	30
			25	100	300			100			6														300		100	1,075	31
			20		50			150			4																35	335	32
			100		300						8														100		40	750	33
			30																									125	34
			400	35				150			3																80	675	35
			40		10						1																	65	36
			100	20	60			100			2																60	520	37
			100		75			50			4																40	475	38
			400					50			5																	705	39
			330	40	80			100			15																80	965	40
			2565	347	2505		100	2450			175												2	55	75	2010	18980		

* This will include only such cheese as is made upon the farm. Milk sent to cheese factories will be regarded as milk sold off the farm.

SCHEDULE 3.—Productions of Agriculture in Carroll County, Tennessee, in the County of Carroll, in the Post Office: Carroll



1	ACRES OF LAND.			PRESENT CASH VALUE.		7	LIVE STOCK, JUNE 1, 1870.								PRODUCE DURING THE								
	2	UNIMPROVED.		5	6		8	9	10	11	12	13	14	15	WHEAT.		19	20	21	22	23	24	
		3	4												16	17							
Name of Agent, Owner, or Manager.	Improved.	Wood-land.	Other unimproved.	Of farm.	Of farms, improvements and machinery.	Total amount of wages paid during the year, including value of board.	Horses.	Mules and Asses.	Milk Cows.	Working Oxen.	Other Cattle.	Sheep.	Swine.	Value of all live stock.	Spring.	Winter.	Rye.	Indian Corn.	Oats.	Barley.	Buckwheat.	Rice.	Tobacco.
	No.	No.	No.	Dolls.	Dolls.	Dolls.	No.	No.	No.	No.	No.	No.	Dolls.	Bush.	Bush.	Bush.	Bush.	Bush.	Bush.	Bush.	Lbs.	Lbs.	
1	Corcelius John H	40	22		7000	350	150	5	3	7		7	400		320			50	200				
2	Kramer George	8 1/2			1200	50	2	1	1				100					10					
3	Gebhardt Frederick	20			200	75		2	1				500					50	50				
4	Rollinger Frank	6			2000	75		1	2				300						80				
5	Wemeyer Rudolph	18	16		2000	100	50	3	2	1			600					50	50				
6	"	30	5		4000										150			50	100				
7	Will John	5			1000	250	30	1	1	1			50						15				
8	Koch John	24	1		2500	150	75		3	2			800		200			100	75				
9	Wirthoff Frederick	33	18		6000	200	200		2	3	1		600		85			50	150				
10	Buckhardt Joseph	30	10		4000	200	60	2	3				600		80			150	150				
11	Burgardt John	22	18		3800	75	50	2	2				400		60			50	50				
12	Keller Louis	45	14		5000	200			2	3	2		500		125			40	50				
13	Happel Harry	50	13		2000	100	200		2	2	1		1000		120			200	150				
14	Landel Otto	32	19		1000	200	200	3	1	3	1		700		120			100	100				
15	Theris Otto	25	6		4500	75			2	2		1	500					100	100				
16	Thorn Gaspar	26	38		4000	50		1		2	1		200					100	35				
17	Martens John	30	22		2000	200	100		2	3	2		700					230	240				
18	Wopelhaeger John	10	12		3000	100	50	2	1	1			150		30				100				
19	Glenz Louis	12			2000	25		1		2			100					70	15				
20	Hein Christoph	10			1400	150	100	1		1	1		700					100	100				
21	Schaedler George	17	3		2000	200	150	2		2	1		700		150			145	50				
22	Schultz Helena	2	0		1000					1			50										
23	" Adam	28	2		4000	250	100		2	2			300					100					
24	" Frederick	19	12		4000	100			2	1	1		150		35			75	50				
25	Heger Gertrude	60	100		10000	350	250	3	5	5		1400		140	30		100	150					
26	Michael John	60	45		9000	75	25	3	3	2			1500		100			150	150				
27	Reckert Charles	37	115		10000	250	220	2	3	1			1000		250			200	40				
28	Schubert Herman	70	40		2000	250	200	3	3	1			300		80			40	100				
29	Lindhorst Randolph	17	22		2000	120	30	2	3	2			200		70			60	40				
30	Knauer Leopold	85	96		5000	200	270	4	5	3			500		150			200	25				
31	Hiller John	6	9		700	10				1			30										
32	Connell Michael	18	40		4000	70	250	3	3	1	1		900		270			650	50				
33	Schubert John	33	65		6000	50			2	2	1		500		30			20	30				
34	Becker George	10	45		2000	40		2					100					20	10				
35	Lanham Christa	23	12		2500	120	100	4		1	1		300		20			200	100				
36	Lappington James	37	36		8000	100	100		3	2			1100		170			200	250				
37	" James C.	135	105		20000	100			2	1			300						300				
38	Kelsey Arthur	50	10		6000	250	75	5	1	2		3	500		225			200	100				
39	Hudson John	32	20		4000	10	10	3		2	1		100		210			30	100				
40	Nebe Frederick	25	2		3000	200	20		2	2			250		100			100	50				
		260	1002		200000	5000	3100	61	51	52		59	4	241	3320	30		3900	3445				

State of Missouri, enumerated by me on the 13th 14th 15th day of July, 1870.

H. J. [Signature], Ass't Marshal.

YEAR ENDING JUNE 1, 1870.

Table with columns for various agricultural products (Cotton, Wool, Peas and Beans, Potatoes, Dairy Products, Seed, Sugar, Bees, etc.) and rows numbered 1 to 40. Includes a 'TOTAL VALUE' column on the right.

This will include only such cheese as is made upon the farm. Milk sent to cheese factories will be regarded as milk sold off the farm.

SCHEDULE 3.—Productions of Agriculture in Carondelet Township, in the County of Saint Louis, in the

Post Office: Carondelet.



Main data table with columns for Name of Agent, Owner, or Manager; Acres of Land (Improved, Wood-land, Other unimproved); Present Cash Value (Of farm, Of farming implements and machinery); Total amount of wages paid during the year; Live Stock (June 1, 1870) including Horses, Mules and Asses, Milch Cows, Working Oxen, Other Cattle, Sheep, and Swine; and Produce during the year (Wheat, Rye, Indian Corn, Oats, Barley, Buckwheat, Rice, Tobacco).

Row numbers 1 through 40 on the right side of the table.

Handwritten summary totals at the bottom of the table, including values like 1030, 5109, 2500, 3500, 84, 2, 81, 2, 25, 165, 9970, 2535, 2555, 2105, 160.

State of Missouri, enumerated by me on the 25th - 30th day of July, 1870.

H. J. Schulte, Ass't Marshal.

YEAR ENDING JUNE 1, 1870.																									TOTAL VALUE.				
Cotton.	Wool.	Pens and Dema.	POTATOES.		Orchard products.	Wine.	Production of Market Gardens.	DAIRY PRODUCTS.			SEED.				SUGAR.				BEES.		Forest products.	Value of Home Manufactures.	Value of animals slaughtered or sold for slaughter.	Estimated value of all farm production, including betterments and additions to stock.					
			Irish.	Sweet.				Butter.	Cheese.*	Milk sold.	Hay.	Clover.	Grass.	Hops.	Hemp.	Flax.	Flax-seed.	Silk cocoons.	Maple.	Cane.					Molasses.	Wax.	Honey.	Dolls.	Dolls.
Bales (450 lbs.)	Lbs.	Bush.	Bush.	Bush.	Dolls.	Gallons.	Dolls.	Lbs.	Lbs.	Gallons.	Tons.	Bush.	Dush.	Lbs.	Tons.	Lbs.	Bush.	Lbs.	Hds. (1,000 lbs.)	Gallons.	Lbs.	Lbs.	Dolls.	Dolls.	Dolls.	Dolls.			
25	26	27	28	29	30	31	32	33	34	35	36	37	38	39	40	41	42	43	44	45	46	47	48	49	50	51	52		
			250																						20	210	1		
				200	150						2																570	2	
			200	60	50	10		200			12															80	1,140	3	
								50			4															60	575	4	
			400		50						1															20	100	5	
			100								2																180	6	
			90		50						2																	7	
			40								2															100	350	8	
			150		50	30		100			9												40		40	750	9		
			200		400						5															20	870	10	
			200				150	1250																		80	585	11	
			200	50			50	125			3															40	350	12	
																											130	13	
			150				200				8															37	570	14	
			75		20						2																	15	
			40		100						2															30	300	16	
			30		100			50			5																90	705	17
			20		100			50			4																20	310	18
			30		10		20																					80	19
			100	25			200	50			2															60	650	20	
			70	100	150		250	200			2															20	580	21	
			80								4																	125	22
			60	10			15																					100	23
			250				500				3																	975	24
							50	200																		30	200	25	
			40				100	150			1															30	250	26	
			40	25			800																			40	925	27	
																													28
			75	50			570																		4	100	60	700	29
			400	50			400	100			4																	800	30
			100																									100	31
			20																										32
			50					300			4																20	30	33
			50	50			20				4																		34
			100					50			2																		35
			250								40																		36
			300		400		50	500			30																		37
			100								2																		38
			1500	500				250			10															300	250	2,200	39
			600				40	5705			172														64	250	450	1582	40
			1120					3625																					41

* This will include only such cheese as is made upon the farm. Milk sent to cheese factories will be regarded as milk sold off the farm.

State of Missouri, enumerated by me on the 5th day of August, 1870.

H. J. John etc, Ass't Marshal.

YEAR ENDING JUNE 1, 1870.

Cotton.	Wool.	Peas and Beans.	POTATOES.		Orchard products.	Wine.	Produce of Market Gardens.	DAIRY PRODUCTS.			SEED.			SUGAR.			BEES.		Forest products.	Value of Home Manufactures.	Value of animals slaughtered or sold for slaughter.	TOTAL VALUE.								
			Irish.	Sweet.				Butter.	Cheese.*	Milk sold.	Hay.	Clover.	Grass.	Hops.	Hemp.	Flax.	Flax-seed.	Silk cocoons.					Maple.	Cane.	Molasses.	Wax.	Honey.	Dolls.		
Bales (450 lbs.)	Lbs.	Bush.	Dush.	Dush.	Dolls.	Gallons.	Dolls.	Lbs.	Lbs.	Gallons.	Tons.	Bush.	Bush.	Lbs.	Tons.	Lbs.	Dush.	Lbs.	Hds. (1,000 lbs.)	Gallons.	Lbs.	Lbs.	Dolls.	Dolls.	Dolls.	Dolls.				
25	26	27	28	29	30	31	32	33	34	35	36	37	38	39	40	41	42	43	44	45	46	47	48	49	50	51	52			
			100	50			500																			50	7200	1		
			50	500			450	100			4																60	1900	2	
			100	100			200																				40	475	3	
			50	50			600				2																60	800	4	
			40	60			300																					450	5	
			300	30			100				3																75	675	6	
			50	200			100	50			2																60	550	7	
			50	300			50	150			10																40	850	8	
			45	50							1																	150	9	
			100	300			50				12																30	140	10	
			150	400	200		100				6													80		60	1075	11		
			200	100																							30	250	12	
			40								1																20	75	13	
			50	50							1																30	185	14	
			100																									250	15	
			175	150							6																270	1025	16	
			300	3025			Money																				50	21,425	17	
																														18
			300	200	50		1500	50			5																70	2,175	19	
			30								2																30	160	20	
			75	100	40		5,000	50			2																80	5,550	21	
			40	20							1																	100	22	
			70	20			2,500	45			2																12	950	23	
			150	150			100				30																50	950	24	
			40								2																50	150	25	
			75	20			50				8																80	350	26	
			10	200	100		50				5																30	625	27	
			400	50			50				12																110	600	28	
			250				50				1																	200	29	
			70	20			100	100																			30	670	30	
			60	60			150	150			2 1/2																70	475	31	
			150	50			75	50			4																40	410	32	
							1750	2700			10																	5025	33	
			40				130				4																	400	34	
			100								7																	360	35	
			175	425	300		100				20													80		150	1,770	36		
			150				100	50			2																35	400	37	
			50	25			100				8																60	460	38	
			250	40	20		200	200			10																60	970	39	
			100		20		50	50			1																30	275	40	
			548	5475	5725		2700	9725	1805		189														160		1812	59360		

* This will include only such cheese as is made upon the farm. Milk sent to cheese factories will be regarded as milk sold off the farm.

SCHEDULE 3.—Productions of Agriculture in Carondelet Township, in the County of Saint Louis, in the Post Office: Carondelet.



1	ACRES OF LAND.			PRESENT CASH VALUE.		7	LIVE STOCK, JUNE 1, 1870.								PRODUCE DURING THE									
	Improved.	UNIMPROVED.		Of farm.	Of farming implements and machinery.		Horses.	Males and Asses.	Milk Cows.	Working Oxen.	Other Cattle.	Sheep.	Swine.	Value of ALL live stock.	WHEAT.		Eye.	Indian Corn.	Oats.	Barley.	Buckwheat.	Rice.	Tobacco.	
		No.	Wood-land.												Other unimproved.	Dolls.								Dolls.
2	3	4	5	6	8	9	10	11	12	13	14	15	16	17	18	19	20	21	22	23	24			
1	Mehl Charles	42		9,000	500	75	5	2	1		6	400					250							1
2	Nelson Monte	10		1,800	50		2					100					160							2
3	Young Charles	30	5	6,000	200	200	2	2				8	300											3
4	Van Alge Margant	30	18	6,000	200		2	2				6	300	70		150	60							4
5	Schultz John	15	3	2,500	150		1	1	1			150				50	40							5
6	Creselius Philip	40	28	7,500	350	30	2	3	1			14	300	100		100	80							6
7	Hempel Martin	30	10	6,000	125	50	2	5				13	400	90		100	50							7
8	Dresser Frederick	20		2,500	75		2	1				3	200			30	25							8
9	Schmaelig Henry	10	2	1,200	60		1	1				2	35			50	50							9
10	Jarris Joseph	24		4,000	100	20	2	1				200				50	75							10
11	Buster Bartlett	5	15	2,200	50		1					6	75			25	100							11
12	Miceller Caspar	9		1,000	75		1	2				150					50							12
13	Guth Sobald	30	10	6,000	150		2	4	1			5	350	100		80	50							13
14	Wagner Ferdinand	35	42	7,000	100		4	3	1			5	400	70		100	80							14
15	Eikman Fredrick	30	3	6,600	200		2	3	1			7	410			150	200	50						15
16	Hackman Henry	20		4,000	500		3	3				4	350	63		100	125							16
17	Stengel William	30	20	10,000	400	75	3	8	4			8	540	63		100	100							17
18	Franke Charles	20	5	5,000	200		2	2	1			3	200	50		75	75							18
19	Haselhorst Peter	70		18,000	75		1	1	2			4	230			10	50							19
20	Heish William	10			400		2	2	1			530												20
21	Armstrong Luther	60	36	27,000	300	600	2	2	3	1		7	600			250	250							21
22	" Rogers J.	10		6,000	100		1	2				2	250											22
23	Cayton Francis M.	17		17,500	100	150	1	2				6	200				150							23
24	Shaw William	10		6,000	100		2	1				4	225											24
25	Mottar John B.	4	46	25,000	150	100	1	1				200												25
26	Leighton George E.	27		10,000	350		2	3				700												26
27	Hanken Christopher	45	40	25,000	250	200	4	3				5	350			150	75							27
28	Christian Brothers	20		4,500	100		2	3				1	200				100							28
29	Tine John	10		1,500	25		1					20												29
30	Connolly John	10		1,500	25		1	1				1	100			35								30
31	Clamp Daniel	10		1,500	25		1	1				4	100			25								31
32	Dalton Thomas	46	20	4,000	150		2	2				10	270			100	100							32
33	Quin John	19		1,900	100		1	2				2	100			150	50							33
34	Nylah Michael	15		1,500	50		1		1			100				150	50							34
35	James Long Jr.	10		1,200				1				5	50			50								35
36	Mathers John	100	60	10,000	300	300	2	2	3	1	1	17	460			300								36
37	Long Harrison	100		24,000	150	150	1					150		130		700	300							37
38	Walsh Peter	68		10,000	100		3	6				6	450			200	60							38
39	Delrick William	20	9	3,500	50		2	1	1			200				150	30							39
40	Buntechal Charles	15	5	2,500	50		2	1				3	200			160	60							40
		105	57	157,000	6,450	1,970	28	6	22	12	1	167	10,065	756		3590	2,945	50						

State of Missouri, enumerated by me on the 9th day of August, 1870.

H. J. Smith, Ass't Marshal.

YEAR ENDING JUNE 1, 1870.

Cotton.	Wool.	Pens and Beans.	POTATOES.		Orchard products.	Wine.	Produce of Market Gardens.	DAIRY PRODUCTS.			SEED.			SUGAR.			BEES.		Forest products.	Value of Home Manufactures.	Value of animals slaughtered or sold for slaughter.	TOTAL VALUE.							
			Irish.	Sweet.				Butter.	Cheese.*	Milk sold.	Hay.	Clover.	Grass.	Hops.	Hemp.	Flax.	Flax-seed.	Silk cocoons.					Maple.	Cane.	Molasses.	Wax.	Honey.	Dolls.	
(450 lbs.)	Lbs.	Bush.	Bush.	Bush.	Dolls.	Gallons.	Dolls.	Lbs.	Lbs.	Gallons.	Tons.	Bush.	Bush.	Lbs.	Tons.	Lbs.	Bush.	Lbs.	Hds. (1,000 lbs.)	Gallons.	Lbs.	Lbs.	Dolls.	Dolls.	Dolls.	Dolls.			
25	26	27	28	29	30	31	32	33	34	35	36	37	38	39	40	41	42	43	44	45	46	47	48	49	50	51	52		
			35		125	20						15											1	120	100	750	1		
			10									2														60	190	2	
			200		20			200				10														70	440	3	
			100	7	10		50					7												50	50	550	4		
			50		75		200					7														20	550	5	
			60		40			150				5													20	50	500	6	
			50		90			200																	30	100	530	7	
			175		15		50	100				3														20	325	8	
			50	40	10		50																				175	9	
			100		180							1															250	10	
			100	10								2														50	200	11	
			50		25							3														20	175	12	
			40	10				400				2														60	475	13	
			60	30	10		50	250				4														20	475	14	
			75		25		25	100				6														45	580	15	
			100	100			900	150				2														60	1390	16	
			100	50			900	300				12														120	1565	17	
			100	100			300	150				3														35	700	18	
			50	100			450	100																		30	675	19	
					30		70	150																				170	20
			100	25	50		200	150				10														150	1675	21	
			50	50	100			100				2														50	300	22	
			10		40			250																				225	23
			75	2				60																				50	24
																													25
			50					500				3																275	26
			100	60	50			150				18														160	675	27	
			150	150	25																							300	28
			150	20																						80	125	29	
			100																									65	30
			400	10																						20	245	31	
			40	10				50				3														100	300	32	
			300	40																								295	33
			200	20																								225	34
			40									1															27	100	35
			60		120			150				100															130	2000	36
			1000	250	50			150				25														200	1950	37	
			600	10				250				25															112	1010	38
			150	20																								200	39
			200																								30	250	40
			5280		112	4	1760	20	2245	4060		271												1	220	1925	20850		

This will include only such cheese as is made upon the farm. Milk sent to cheese factories will be regarded as milk sold off the farm.

State of Missouri, enumerated by me on the 15th - 19th day of August, 1870.

H. J. Schulte, Ass't Marshal.

YEAR ENDING JUNE 1, 1870.

Cotton.	Wool.	Furs and Beavers.	POTATOES.		Orchard products.	Wine.	Produce of Market Gardens.	DAIRY PRODUCTS.			SEED.			SUGAR.			BEES.			Value of animals slaughtered or sold for slaughter.	TOTAL VALUE.								
			Irish.	Sweet.				Butter.	Cheese.*	Milk sold.	Hay.	Clover.	Grass.	Hops.	Hemp.	Flax.	Flax-seed.	Silk cocoons.	Maple.			Cane.	Molasses.	Wax.	Honey.	Forest products.	Value of Home Manufactures.		
(50 lbs.)	Lbs.	Bush.	Bush.	Bush.	Dolls.	Gallons.	Dolls.	Lbs.	Lbs.	Gallons.	Tons.	Bush.	Bush.	Lbs.	Tons.	Lbs.	Bush.	Lbs.	Hds. (1,000 lbs.)	Gallons.	Lbs.	Lbs.	Dolls.	Dolls.	Dolls.	Dolls.			
25	26	27	28	29	30	31	32	33	34	35	36	37	38	39	40	41	42	43	44	45	46	47	48	49	50	51	52		
			300	50	50			100			4													50	30	580	1		
			200	20	100			100			20													100	200	1,040	2		
			100	30				100			7													25	60	400	3		
			400	75				50			5													25	100	825	4		
			100	10				300			12														150	800	5		
			100		100						12															40	475	6	
			400	200				100			10													25	150	1,300	7		
			150	15							8															100	450	8	
			200	25			50				3															50	400	9	
			150					50			2													30	50	375	10		
			50					150			8															50	340	11	
			300	100	100						10															100	775	12	
			100																							10	60	13	
			250		300						6																660	14	
			100		50			150			8															100	900	15	
			50								5																200	16	
			50	20			25	50			3															40	300	17	
			50	35	50		25	50			2															40	275	18	
			25	25	50		25	75			1 1/2															60	260	19	
			50	10																							75	20	
			50	50	60			50			1															50	265	21	
			200	200																						30	960	22	
			20																							20	175	23	
			400		1,000			1,000			250															160	5,410	24	
																												25	25
																												26	26
																												27	27
			800	200	250			200			60													250	250	3,445	28		
			65	25				50			9														60	275	29		
			300																								175	30	
			200																								130	31	
			200																								275	32	
			150	20				100															200	40	530	33			
			30	10			10	200			4														30	320	34		
								1,000																		2,900	6,000	35	
			100	20	250		100	700			2														50	1,020	36		
			60	25				100			3												50	50	325	37			
			10	20		20	10				1																75	38	
			100								3															30	130	39	
			100								1															25	160	40	
			5910	1185	2360	20	245	4125			200												755	2085	29620				

* This will include only such cheese as is made upon the farm. Milk sent to cheese factories will be regarded as milk sold off the farm.

State of Missouri, enumerated by me on the 15th - 28th day of August, 1870.

H. J. Schulte, Ass't Marshal.

YEAR ENDING JUNE 1, 1870.

Cotton.	Wool.	Peas and Beans.	POTATOES.		Orchard products.	Wine.	Produce of Market Gardens.	DAIRY PRODUCTS.			SEED.			SUGAR.			BEES.		Forest products.	Value of Home Manufactures.	Value of animals slaughtered or sold for slaughter.	TOTAL VALUE.						
			Irish.	Sweet.				Butter.	Cheese.*	Milk sold.	Hay.	Clover.	Grass.	Hops.	Flax.	Flax-seed.	Silk cocoons.	Maple.					Cane.	Molasses.	Wax.	Honey.	Dolls.	
Bales (50 lbs.)	Lbs.	Bush.	Bush.	Bush.	Dolls.	Gallons.	Dolls.	Lbs.	Lbs.	Gallons.	Tons.	Bush.	Bush.	Lbs.	Tons.	Lbs.	Bush.	Lbs.	Hds. (1,000 lbs.)	Gallons.	Lbs.	Lbs.	Dolls.	Dolls.	Dolls.	Dolls.		
25	26	27	28	29	30	31	32	33	34	35	36	37	38	39	40	41	42	43	44	45	46	47	48	49	50	51	52	
			200	20																							200	
			400	50	360						4															50	810	
			600	250	50						4																920	
			200	50				150			12														100		850	
			250	60	20			300			12												130		20		720	
			100	30	50																					20	250	
			20		200		50				15															30	500	
			20		200		50				2																350	
			1000	50				900			36															780	3,350	
			50		50			50			10															150	420	
			200		200		50	50			10															15	600	
			50		3			50			1															10	110	
			200		50			50			35															60	820	
			500	50	50		20	20			11												60		120		900	
			100																							100	145	
			40	150	200																			20		80	550	
			300	300	850		250	1000			15															120	3,025	
			100		75			150			12															40	640	
			200		300						30																1,150	
			35	20	10			150			10															24	450	
			150	50	50			100			5															45	420	
			250								5															40	300	
			50				300	100			2															40	500	
					400			100			10																	625
			40		10						1															15	125	
			50	20																				300	10		375	
			200								3															20	235	
			150								4															30	275	
			50								3																75	
			200	20	200			300			75															70	2,000	
			10		30		50	100																				120
				60			50	100			30															40	650	
			200		50		50				5															30	380	
			5800	1200	2800	300	570	5650			346												60	550	2050		22100	

* This will include only such cheese as is made upon the farm. Milk sent to cheese factories will be regarded as milk sold off the farm.



SCHEDULE 3.—Productions of Agriculture in Carondelet Township, in the County of Saint Louis, in the Post Office: Carondelet

Name of Agent, Owner, or Manager.	ACRES OF LAND.			PRESENT CASH VALUE.		Total amount of wages paid during the year, including value of board.	LIVE STOCK, JUNE 1, 1870.							PRODUCE DURING THE																			
	Improved.	UNIMPROVED.		Of farm.	Of farming implements and machinery.		Horses.	Males and Asses.	Milk Cows.	Working Oxen.	Other Cattle.	Sheep.	Swine.	Value of All Live Stock.	WHEAT.		Rye.	Indian Corn.	Oats.	Barley.	Buckwheat.	Rice.	Tobacco.										
		Wood-land.	Other unimproved.												Dolls.	Dolls.								No.	No.	No.	No.	No.	No.	No.	Dolls.	Spring.	Winter.
		No.	No.												No.	Dolls.								Dolls.	No.	No.	No.	No.	No.	No.	No.	Dolls.	Bush.
1	2	3	4	5	6	7	8	9	10	11	12	13	14	15	16	17	18	19	20	21	22	23	24										
1 Gale Joseph E.	30	10		7,000	75		4		2		1		8	400				200	100														
2 Buchholz Julius	7	13		3,000	40		1		2					150				40	30														
3 Lacy Mike	14	6		4,000	75		1		1				2	80				300															
4 Brannon Thomas	13	40		7,000	300	150	2		1		1			300				100															
5 Ludwig John	8			3,000	50		1		1					150					30														
6 Whiteaker Felix	30			4,000	50		4							350				350															
7 Wieshoff Henry	45			6,000	150		2		2				7	275	60			100	100														
8 Schultz Fred.	30	90		3,000	50		3		2					310																			
9 Ehlers Frederick	40	30		4,000					1				3	40				150	200														
10 Wepman Louis	30	7		4,000	50		2		2				2	200				50	125														
11 Gasper Louis	8	1		2,000	50		1						1	75																			
12 Meyer Jasper	28	2		5,000	75				2		1		4	200				10	50														
13 Kneemiller Peter	20	25		1,500	75		2		2		2		1	200				40	50														
14 Gebhardt Peter	20	15		1,200	75			2	1				6	200				50	50														
15 Erb John	40	30		4,000	100		4		4				6	400				100	60														
16 Wernher John	40	20		3,000	100		2		2				6	250				500	100														
17 Louis Charles	25	15		3,500	80	25	2		2		1		4	225	110			50	40														
18 Haas Bernard	9			3,000	150	225	2		2				3	250					25														
19 Kueske John	17	5		4,000	100		3		1				6	300				50	25														
20 Kettler Bernard	8			2,500	100		2		1				5	200				10	20														
21 Dose Henry	8			3,000	100	100	2		3				2	250					20														
22																																	
23																																	
24																																	
25																																	
26 No. of persons owning Live Stock						20																											
27																																	
28 Total amt. of Live Stock							32	11	20		2		66	4805				174	2100														
29																																	
30																																	
31																																	
32																																	
33																																	
34																																	
35																																	
36																																	
37																																	
38																																	
39																																	
40																																	

472 319 89 500 1845 500 40 2 34 6 66 4805 174 2100 1025

State of Missouri, enumerated by me on the 23rd day of August, 1870.

H. J. Schulte, Ass't Marshal.

YEAR ENDING JUNE 1, 1870.

Cotton.	Wool.	Peas and Beans.	POTATOES.		Orchard products.	Wine.	Produce of Market Gardens.	DAIRY PRODUCTS.			Hay.	SEED.		Hops.	Tannin.	Flax.	Flax-seed.	Silk cocoons.	SUGAR.		Molasses.	BEES.		Forest products.	Value of Home Manufactures.	Value of animals slaughtered or sold for slaughter.	TOTAL VALUE.		
			Irish.	Sweet.				Butter.	Cheese.*	Milk sold.		Clover.	Grass.						Maple.	Cane.		Wax.	Honey.				Dolls.		
Bales (450 lbs.)	Lbs.	Bush.	Bush.	Bush.	Dolls.	Gallons.	Dolls.	Lbs.	Lbs.	Gallons.	Tons.	Bush.	Bush.	Lbs.	Tons.	Lbs.	Bush.	Lbs.	Lbs.	Hhds. (1,000 lbs.)	Gallons.	Lbs.	Lbs.	Dolls.	Dolls.	Dolls.	Dolls.		
25	26	27	28	29	30	31	32	33	34	35	36	37	38	39	40	41	42	43	44	45	46	47	48	49	50	51	52		
			200	5	150						3															100	608	1	
			100	50			10	150																				200	2
			50					100			2															13	275	3	
			25		50		25				8																	300	4
			80				20	50			2																	120	5
			1000					100																				650	6
			50				50	100			4															70	470	7	
			200					150			4															80	250	8	
			100								3															20	275	9	
			200				30	50			8															50	440	10	
			50																							30	55	11	
			50					50			4																150	12	
			50		300		20	50			2																450	13	
			50		25			50			3															50	225	14	
			100		25			150			4													20		60	350	15	
			100					100			3															100	608	16	
			40					50			6															50	350	17	
			50	10			800	50			1															30	930	18	
			100				500																			30	925	19	
			50				700				1															20	785	20	
			100				1000	250			2															60	1260	21	
																													22
																													23
																													24
																													25
																													26
																													27
																													28
																													29
																													30
																													31
																													32
																													33
																													34
																													35
																													36
																													37
																													38
																													39
																													40

I certify hereby that I have fully and correctly enumerated the population of my subdistrict and collected all other facts according to the tenor of my oath of office.

H. J. Schulte
Ass't Marshal

2745 65 550 8455 1500 60 20 715 9720

* This will include only such cheese as is made upon the farm. Milk sent to cheese factories will be regarded as milk sold off the farm.

State of Wisconsin, enumerated by me on the 3rd day of June, 1870.
E. B. Brewster, Ass't Marshal.

YEAR ENDING JUNE 1, 1870.

Cotton. Bales (50 lbs.)	Wool. Lbs.	Peas and Beans. Bush.	POTATOES.		Orchard products. Dolls.	Wine. Gallons.	Produce of Market Gardens. Dolls.	DAIRY PRODUCTS.			Hay. Tons.	SEED.		Hops. Lbs.	Hemp. Tons.	Flax. Lbs.	Flax-seed. Bush.	Silk cocoons. Lbs.	SUGAR.		Molasses. Gallons.	BEES.		Forest products. Dolls.	Value of Home Manufactures. Dolls.	Value of animals slaughtered or sold for slaughter. Dolls.	TOTAL VALUE.
			Irish. Bush.	Sweet. Bush.				Butter. Lbs.	Cheese.* Lbs.	Milk sold. Gallons.		Clover. Bush.	Grass. Bush.						Maple. Lbs.	Cane. Hhds. (1,000 lbs.)		Wax. Lbs.	Honey. Lbs.				Dolls.
25	26	27	28	29	30	31	32	33	34	35	36	37	38	39	40	41	42	43	44	45	46	47	48	49	50	51	52
			30		75		50	200																			700
																											100
																											290
																											490
			200					800																			1190
			400								13																560
											10																910
								70																			400
							100	100																			420
							100	150			3																420
								100			60																1320
											6																430
								720			30																1870
			100					400			50																2520
			250								20																2900
			100								2																1970
			200		180						30																1020
			300	15			100	80			2																1550
			90					250		1040	15																1070
											12																1340
			180					250			15																2840
			14	100							10																610
			100					320																			1010
			200		500			780			6																1660
			20	200				180																			690
			100																								1770
																											1090
																											500
			200																								320
			100																								300
			150																								630
											4																460
											12																950
			60								5																520
																											410
																											370
			200								15																790
			100								11																1140
			100																								980
			60								20																820
		34																									38,920
			3520	15	750		350			1040	351																38,920
			3520	15	755		350			1040	351																38,920

* This will include only such cheese as is made upon the farm. Milk sent to cheese factories will be regarded as milk sold off the farm.



SCHEDULE 3.—Productions of Agriculture in Central Township, in the County of St Louis, in the Post Office: Levee Locum

Name of Agent, Owner, or Manager.	ACRES OF LAND.			PRESENT CASH VALUE.		Total amount of wages paid to farm hands including value of board.	LIVE STOCK, JUNE 1, 1870.								PRODUCE DURING THE YEAR.									
	Improved.	UNIMPROVED.		Of farm.	Of farming implements and machinery.		Horses.	Mules and Asses.	Milk Cows.	Working Oxen.	Other Cattle.	Sheep.	Swine.	Value of All live stock.	WHEAT.		Rye.	Indian Corn.	Oats.	Barley.	Buckwheat.	Rice.	Tobacco.	
		No.	Wood-land.												Other unimproved.	Dolls.								Dolls.
1	2	3	4	5	6	7	8	9	10	11	12	13	14	15	16	17	18	19	20	21	22	23	24	
1 Simons Fredrick	31			8,000	200	200	3	1						300			80	80	80					
2 Keston Andrew	35			9,000	200	200	4	3					10	450				320	160					
3 Hughes James	30	70		25,000	130	800	4	3	3				15	600				720						
4 Langland Jas	6	50		10,000	150	450	3	1	10				5	500				400						
5 Bergler Margaret	30	50		30,000	100	600	6	1	1					600				480	120					
6 Burk John W	20	10		12,000	300	1200	8	4		1	25			900				520						
7 Heinrich Fredk	10			3,000	100	380	2	1						150				400						
8 Klate Christ	16	4		4,000	100		2		2					175				80	80					
9 Summers George	16			3,300	50	50	2		2					2 150				60	120					
10 Beald George	8			2,000	40	40	2		3					2 140					80					
11 Finney Mrs Jm	10			2,000			2		1					300				200	120					
12 Reilly Charles	44			8,800	200	300	3	2						2 320				480	420					
13 Morris J A	20	19		3,800	150	750	3	3						1 500				160						
14 Glasgow Wm H	35	60		35,000	400	3,000	6	3	6					1250				400						
15 Clark J K	150	175		64,000	400	3,000	6	2	9					1800				500						
16 Sanguinetti Chas	45	10		29,000	400	1,400	2	2	4		2			500										
17 Nassabaum Fred	4			800			1		3					2 250				120	180					
18 Keiley Patrick	4	4		2,400			1				1			100				100	40					
19 O'Fallon John J	26	137		65,000	450	2,600	6	2	9			25		1200				600						
20 Godfellow Joseph	40	3	1	6,500	450	480	3	2			2			400				180	190					
21 Alexander Kaschel	100	60		14,000	250	800	4		15				15	700				400	300					
22 Bush Wm	120			12,000	150	250		2	3					3 270				300	250					
23 Barry Hm T	130	40	6	17,600	300	540	1	4	5		3		8	560	900			300	200					
24 Turner Thos J	140	40		28,000	500	1,800	15	6	10			30		3,000				250		500				
25 Leonard Wm	12			2,400	100	150	2	2	2					400				250						
26 Dalton Pauline	6	14		3,000		250	2		2					400										
27 Labe Wm	8	2		1,600	100		1		2		1		8	170				200	100					
28 Gattman Christian	22		8	6,500	200	100	2		2					4 300				1000						
29 Hunt Annie S	100	50		30,000	200	1,300	2		2					300										
30 Lucas William	150	480		12,600	800	32,000	15	4	24			30	5	2,500				400						
31 Hyson Fred K	20			4,500	150	420	3		2		1		5	400										
32 Stephens John	220	30	2	30,000	300	2,800	12	9	1		2	40	56	1,800				2,000		430				
33 Rickett Rufus	20			2,500	100	300	1		1					3 100					200					
34 Luepfield Fredk	14			2,800	100	400	1		2					200										
35 Watson John S	12			3,400	100	300	3		3		2		2	300				380	80					
36 Seiger George	120			12,000	300	1,100	2	2	5			12		500				150	300					
37 Koelder Jochim	12			2,000	50		1		1					150				200						
38 Schimer Edmund	18			3,000	40	150	1		4					4 200				100						
39 Ober Samuel	65	30	6	10,600	300	1,300	4		11		5		10	1,200				400	150					
40 Schultzy Fred	8			6,000	100	50	1		1					150				100						
	1338	23		67,240	780	6,710	142	42	165			23	162	162	24,185			900	80	12,240	3,070	930		

State of Wisconsin, enumerated by me on the 17th day of June, 1870.
E. B. Brewster, Ass't Marshal.

YEAR ENDING JUNE 1, 1870.

Cotton.	Wool.	Teas and Beans.	POTATOES.		Orchard products.	Wine.	Produce of Market Gardens.	DAIRY PRODUCTS.			Hay.	SEED.		Tops.	Hemp.	Flax.	Flax-seed.	Silk cocoons.	SUGAR.		Molasses.	BEES.		Forest products.	Value of Home Manufactures.	Value of animals slaughtered or sold for slaughter.	TOTAL VALUE.
			Bales (450 lbs.)	Lbs.				Bush.	Bush.	Dolls.		Gallons.	Dolls.						Lbs.	Lbs.		Gallons.	Tons.				
25	26	27	28	29	30	31	32	33	34	35	36	37	38	39	40	41	42	43	44	45	46	47	48	49	50	51	52
			600				450	100			3																1380
			625								10																1440
			170					150			5																1500
								280		3650																	870
			100								15																1450
											15																1660
			300				200	100			6																1040
																											300
							100	90																			420
			40				150	150																			420
																											550
			200					400			5																1370
											14																810
																											1610
			200								40																2130
					1200			140																			1760
																											410
			160				40																				350
											15																2030
					100						45																1680
			200		250	60		1040			75																3600
								100			30																1320
								180			50																2930
	430		1400								50																6300
											6																730
			200								4																590
			100				100				4																650
																											1200
	90										120																2320
																											2860
					100		150																				650
			100		50						200																7300
			200								4																410
					300		100				10																790
			100								6																810
	35		50		1400						80																2760
			100																								380
			75				100	200			5																570
					400			1200			10																2610
							100																				340
555	490		2500	60	1490	4180		3650	824																		55290
																											62,290

* This will include only such cheese as is made upon the farm. Milk sent to cheese factories will be regarded as milk sold off the farm.

State of Missouri, enumerated by me on the 14th day of June, 1870.
E. B. Brewster, Ass't Marshal.

YEAR ENDING JUNE 1, 1870.

1	2	3	POTATOES.		Orchard products.	Wine.	Produce of Market Gardens.	DAIRY PRODUCTS.				SEED.		Hops.	Hemp.	Flax.	Flax-seed.	Silk cocoons.	SUGAR.			BEES.		Forest products.	Value of Home Manufactures.	Value of animals slaughtered or sold for slaughter.	TOTAL VALUE.
			Irish.	Sweet.				Butter.	Cheese.*	Milk sold.	Clover.	Grass.	Maple.						Cane.	Molasses.	Wax.	Honey.					
25	26	27	28	29	30	31	32	33	34	35	36	37	38	39	40	41	42	43	44	45	46	47	48	49	50	51	52
					100																	200	200				1830
			700								30																2630
											75																3450
																											300
			30				20																				200
					115																						515
			60		money																						5480
			50		5000						3																690
			100				200																				800
			100								15																770
			400								75																2330
			100		300						6																760
																											1920
											16																1490
			250	25				1500			80																3090
			40																								490
																											680
			1000																								1220
																											260
			25				200																				430
			25	20			330	100																			730
			100					130			25																1930
							130	180			3																630
			100				70																				240
			130																								390
			20				200																				490
											75																2040
											25																1010
							300																				750
			120								75																3170
			300		500						60																2630
			600								10																1530
			1000	100	25																						2125
					375			100			6																960
			20				500	30			8																650
					100		430				3																1020
											12																570
			130								50																1930
			300								10																1080
			100				250				3																720
			5860	45	6510		2890	2000			665											200	200				54250

* This will include only such cheese as is made upon the farm. Milk sent to cheese factories will be regarded as milk sold off the farm.

145



SCHEDULE 3.—Productions of Agriculture in Central Township in the County of St. Louis, in the Post Office: Creve Coeur

Table with 24 columns: Name of Agent, Owner, or Manager; Acres of Land (Improved, Unimproved); Present Cash Value (Of farm, Of farming implements and machinery); Total amount of wages paid during the year; Live Stock (Horses, Mules and Asses, Milch Cows, Working Oxen, Other Cattle, Sheep, Swine, Value of ALL live stock); Produce During the Year (Wheat: Spring, Winter, Rye, Indian Corn, Oats, Barley, Buckwheat, Rice, Tobacco).

24,495 130 24,140

SEP 5 1870

SCHEDULE 3.—Productions of Agriculture in Central Township in the County of St. Louis, in the Post Office: Creve Coeur

1	ACRES OF LAND.			PRESENT CASH VALUE.		7	LIVE STOCK, JUNE 1, 1870.								PRODUCE DURING THE YEAR									
	Improved.	UNIMPROVED.		Of farm.	Of farming implements and machinery.		Horse.	Males and Asses.	Milk Cows.	Working Oxen.	Other Cattle.	Sheep.	Swine.	Value of all live stock.	WHEAT.		Rye.	Indian Corn.	Oats.	Barley.	Buckwheat.	Rice.	Tobacco.	
		Wood-land.	Other unimproved.												Spring.	Winter.								
		No.	No.												No.	Dolls.								Dolls.
2	3	4	5	6	7	8	9	10	11	12	13	14	15	16	17	18	19	20	21	22	23	24		
1	Jefferson Alex	40	5-		9000	200	40	3		1			10	230				400						1
2	Howell Alisana	5-			1000	100		1		1			5-	125				200						2
3	McGinnis Charles	170			24000	250	1920	14	2	2	1			1200				3600	200	320				3
4	Schaup Peter	80			9000	100	100	4		1			6	450	100			500	200					4
5	Groff Leopold & Bros	65	40		16000	300	500	6		3	1		8	800	169			300	150					5
6	Bruno Frank	50	6		6000	200	530	2	2	3	2		1	400				150	160					6
7	Waltz William	80			10,000	250	450	4		2	1		15-	500	670			1200	440					7
8	Link Campbell G.	24			4000	40	60	2		2	3		10	350	100			300	210					8
9	Sappington David	80			16000	550	450	2	2	2	2		22	600	220			700	70					9
10	Snyder Thomas	30			1600	150	600	4		1			6	450				400						10
11	Weber A. H.	120			24000	500	1200	6	4	3	3		3	1200				300	200					11
12	Hawkins Jacob W	25			3500	75	70	2-		2	3		7	250				200	120					12
13	Gemmer Wm	7			1100	20		1		2			4	165				125						13
14	Watten James	100	9	2	16,650	90	700	5	1	3	4		19	800				400						14
15	Lutz Michael	22			5000	40	65	2		2				250				200	400					15
16	Snow Hannah	47			15000	160	300	5-		4	3		15-	700				300	250					16
17	Pice Isaac	5-			8100	120	100	1		1				150										17
18	Kibler John C.	26			5200	100	25-	2		1			6	220				200	160					18
19	Wagner John H	7	2		4000	40	90	2		4	1		6	300				50	40					19
20	Jones Wm	88			17000	150	840	5-		3	2		19	600				400	80					20
21	Wiken John F	200	50		50000	200	2500	3	5-	3			20	560				500						21
22	Heaps Wm W.	70	6		15,000	350	750	5-	2	2	1		16-	550				400	300					22
23	Groby John	80			18000	100	525	2	3	2			10	520	275			100	75					23
24	Groby Chas H	18	12		7,500	100	550	2	2	2			3	420				125						24
25	Wann Judy Jeff.	15			4,000	50	20	2		1			4	200				100						25
26	Groby Fred H	30	1		7500	100	440	2		2			8	300				300	75					26
27	Graham David	65			19,500	200	400	5-	1	9			13	1000				500	320					27
28	Underwood Jesse B	160	75		31,000	275	800	3	1	2	2		18	500				800	360					28
29	Feutenburg Franz	17	1		7500	40		2		3			2	250				100						29
30	Stork Elizabeth	8			4300	20	100	1		2	1			200				50	60					30
31	Rino August	20			16,000	40	250	2		2				260				200	160					31
32	Schrepper Peter	22			8,000	100	75	2		3			8	300				100	50					32
33	Fairham Isaac	9			4,500	50	90	2		1			4	220										33
34	Lamb Wm	63			7,000	140	150	21		5	4		12	500	400			250	160					34
35	Holeman & Sanders	50			30,000	200	4,000	2	2					400										35
36	Tedder Wm	5-			5,500	50	150	2		1				225										36
37	Labanne Jas S.	13			13,000	150	1800	4		2				500				200						37
38	Jay Wm T.	50	15-		68000	250	4000	5-	2	5-	1		27	1500				1100	700					38
39	Jay John H.	50			50,000	200	3400	9	3	7			20	1900				1200	300					39
40	Will Jas H.	8			12,000	40	1800	3		2			2	520				300						40
		1966	223	2	599950	6090	9990	135	32	99		35	328	20785	1934		16310	5240	320					

State of Missouri, enumerated by me on the 20th day of June, 1870.

E. B. Brewster, Ass't Marshal.

YEAR ENDING JUNE 1, 1870.

	Cotton. Bales (450 lbs.)	Wool. Lbs.	Peas and Beans. Bush.	POTATOES.		Orchard products. Dolls.	Wine. Gallons.	Produce of Market Gardens. Dolls.	DAIRY PRODUCTS.			SEED.					SUGAR.			BEES.		Forest products. Dolls.	Value of Home Manufactures. Dolls.	Value of animals slaughtered or sold for slaughter. Dolls.	Estimated value of all farm production, including betterments and additions to stock. Dolls.	TOTAL VALUE. Dolls.				
				Irish. Bush.	Sweet. Bush.				Butter. Lbs.	Cheese.* Lbs.	Milk sold. Gallons.	Hay. Tons.	Clover. Bush.	Grass. Bush.	Hops. Lbs.	Hemp. Tons.	Flax. Lbs.	Flax-seed. Bush.	Silk cocoons. Lbs.	Maple. Lbs.	Cane. Hhds. (1,000 lbs.)							Molasses. Gallons.	Wax. Lbs.	Honey. Lbs.
	25	26	27	28	29	30	31	32	33	34	35	36	37	38	39	40	41	42	43	44	45	46	47	48	49	50	51	52		
1				750		120						25-																	1505	1
2				300																									450	2
3				400		800						15-																	6620	3
4				250		25-						20																	1690	4
5				300						65-		24													220				2250	5
6				300						70		10																	1025	6
7				50		60				360		30																	3520	7
8				30								3-																	1093	8
9				100								35-													250				2545	9
10				300								130																	960	10
11				150																									4663	11
12				50								6															1000		1523	12
13												70																	375	13
14				130								3															14		2650	14
15				20																									740	15
16				56																						60			1210	16
17				120	12	1000						5-																	1350	17
18				100								6																	643	18
19				100				50	125-			100															15-		695	19
20				400								50																	3010	20
21				100		100						30																	2060	21
22				800		130						20															35-		2675	22
23				200								3																	1703	23
24				200								2																	690	24
25				150								7																	500	25
26				1000								30																	1260	26
27						100				600		35-															100		2740	27
28												10															70		2105	28
29												3																	540	29
30				100	20	20				50		4																	500	30
31				800								8																	1825	31
32				300		115-		20																					965	32
33			30	50				1000				15-																	1320	33
34				200																									1720	34
35				200		many 6000																			many 6000				12500	35
36								530																					775-	36
37												18																	840	37
38				200								10																	3210	38
39				100								15-																	3370	39
40				100								10																	1040	40
				30	845	32	8490	1620	1270			804															6470	1294	81005	

* This will include only such cheese as is made upon the farm. Milk sent to cheese factories will be regarded as milk sold off the farm.

State of Missouri, enumerated by me on the 24th day of June, 1870.

E. B. Brouster, Ass't Marshal.

YEAR ENDING JUNE 1, 1870.																									TOTAL VALUE.		
Cotton.	Wool.	Furs and Beavers.	POTATOES.		Orchard products.	Wine.	Produce of Market Gardens.	DAIRY PRODUCTS.			SEED.			SUGAR.			BEES.			Forest products.	Value of Home Manufactures.	Value of animals slaughtered for slaughter.	Estimated value of all farm production, including betterments and additions to stock.				
			Bales (450 lbs.)	Lbs.				Bush.	Bush.	Bush.	Dolls.	Dolls.	Dolls.	Lbs.	Lbs.	Gallons.	Tons.	Bush.	Bush.					Lbs.	Tons.	Lbs.	Bush.
25	26	27	28	29	30	31	32	33	34	35	36	37	38	39	40	41	42	43	44	45	46	47	48	49	50	51	52
			150								5-																965
			100								20																1540
			250		100						70																2965
			150								85														205		3755
											50																2235
			50																								765
			30				600																				925
			25		130						13-																765
			50																								330
			250					150			100																2460
			100		100			750			70														30		3470
					300						60																2940
			200								10																2340
			275																								955
																											580
			80				50																				650
			250																								585
			50																								355
			260								10																1020
			160		60						4																935
			300								4																805
			100								40																1325
			200		200						25-																1740
			100								6																1125
			160								2																460
			25-		25-						20																1215
			200		500			50			75-																2315
			300		500						120																5865
			25-								25-																900
			100																								465
			250																								635
			200								16																1180
			100								30																1140
			300					50			3																1035
			200								16																890
			1000																								770
			100								20																1490
			100																								640
			25-																								300
			200								36															43	3195
			6415		1915		650	1000			934															280	59635

* This will include only such cheese as is made upon the farm. Milk sent to cheese factories will be regarded as milk sold off the farm.

State of Missouri, enumerated by me on the 24th day of June, 1870.

E. B. Brewster, Ass't Marshal.

YEAR ENDING JUNE 1, 1870.																									TOTAL VALUE.		
Cotton.	Wool.	Peas and Beans.	POTATOES.		Orchard products.	Wine.	Produce of Market Gardens.	DAIRY PRODUCTS.			SEED.			SUGAR.			BEES.		Forest products.	Value of Home Manufactures.	Value of animals slaughtered or sold for slaughter.	Estimated value of all firm production, including on-hand and stock.					
			Irish.	Sweet.				Butter.	Cheese.*	Milk sold.	Hay.	Clover.	Grass.	Hops.	Hemp.	Flax.	Flax-seed.	Silk cocoons.					Maple.	Cane.	Molasses.	Wax.	Honey.
Bales (450 lbs.)	Lbs.	Dush.	Dush.	Dush.	Dolls.	Gallons.	Dolls.	Lbs.	Lbs.	Gallons.	Tons.	Bush.	Bush.	Lbs.	Tons.	Lbs.	Bush.	Lbs.	Hds. (1,000 lbs.)	Gallons.	Lbs.	Lbs.	Dolls.	Dolls.	Dolls.		
25	26	27	28	29	30	31	32	33	34	35	36	37	38	39	40	41	42	43	44	45	46	47	48	49	50	51	52
	260		100								25															130	3060
			200																								620
											15																2300
			100								50															260	3070
			50								10																1645
			400					600			35																3520
			30					100			50																1615
			300					300			40																2235
			50				40	600			25																1610
			100				300																				635
			20				2000																				2450
			200		450					24,000	35															2,800	15,710
										34,000	450																15,0640
			100							20,000																2300	10590
			40																								370
			100																								560
			50																								645
			50																								470
			50								10																745
			40		200						6																695
			300																						20		323
			125		50			300			4																723
					50						10																935
			30		30						6																463
			60				400																				730
							400																				690
			100								6																1185
			60							8,500																100	3313
								350																			560
			100								6																1205
										8,000																150	3500
																											450
			30								5																645
			100		500						13																1530
			50		100																						520
			40								6																625
											2																430
			200								30																1425
			40				60																				505
							300																				530
360			3115		1380		2400	2250		344500																20760	223420

* This will include only such cheese as is made upon the farm. Milk sent to cheese factories will be regarded as milk sold off the farm.

3500



SCHEDULE 3.—Productions of Agriculture in *Central Township*, in the County of *St Louis*, in the Post Office: *Creed Cour*

Name of Agent, Owner, or Manager.	ACRES OF LAND.			PRESENT CASH VALUE.		Total amount of wages paid to labor, including value of board.	LIVE STOCK, JUNE 1, 1870.								PRODUCE DURING THE YEAR.								
	Improved.	UNIMPROVED.		Of farm.	Of farming implements and machinery.		Horses.	Mules and Asses.	Milch Cows.	Working Oxen.	Other Cattle.	Sheep.	Swine.	Value of All live stock.	WHEAT.		Rye.	Indian Corn.	Oats.	Barley.	Buckwheat.	Rice.	Tobacco.
		No.	Wood-land.												Other unimproved.	Dolls.							
1	2	3	4	5	6	7	8	9	10	11	12	13	14	15	16	17	18	19	20	21	22	23	24
Lepore Martin	16		3	4000	40		2		1	2			1	300				160	100				
Barnes Pierre	30			6000	100	220	2		2				4	250				50					
Sartier Pierre	20			4000	45		2		1				3	250				80					
Miller Wendell	20			4000	40	160	2		2				3	250				150	140				
Kohring William	20			4000	25	30		2	1				3	250				160	160				
Kern Chas.	18	12		6000	20		3		1	1			9	350				120	50				
Engel John	26	3	1	7500	40		2		2				6	285				250	160				
Barker Edmond	3	3		3000	20		1	1	1	1			7	260				60					
Bohl Frederick	12	5		7000	25	420	2		2	1			5	290				150	50				
Wagner Jacob	60			14000	140	150	5		2	3			12	600	400			150	150	50			
Zeit Chas	3	3		2500	40		1							100									
Latham Arthur	35	8		16000	100	1000	2		3				3	300				300	300				
Stacy Wm F.	45	10		25000	250	3000	4		4					700									
Wielandt H. J.	55	38		15000	270	250	6		4	3			20	1000	450			240	300				
Wohmann George	11	5		2000	140	75	2		2				6	270				100	50				
Appel Henry	90	2	1	15000	200	500	4	1	3	3			13	650	600			400	260				
Causer Charles	36	5	1	9000	100	110	3		2	1			6	360	220			200	200				
Judah Chas.	30			10000	100		2		4				4	320				300	150				
Smith Knight	13		2	8000	100	430	3		2	1			1	420				150					
Sacote Chas. A.	40		12	25000	300	800	3		1	2				400					100				
Menker Gustave	13		2	8000	120	400	1		1				2	175					40				
Jones Jonathan	37		3	18000	200	800	3		3	1			5	450				150					
Mallinckroft Emil	22	18		12000	180	880	1		2					275				100	100				
Kuhn Martin	38		2	12000	125	150	2		1	3			11	340	297			100	75				
Krausnick Wernu	47	6		9000	140	100	2		2	1				300									
Frantz Jacob	33	7		9000	100	40	2		3					300	120			200	120				
Stoller Louis	15		1	12000	40	700	2		2					300									
Sachasse Edw	12	12	6	7000	20		2		1					250				280	100				
Arnold Nicholas	20			3000	40		1						5	120				400	160				
Braches Chas	20			10000	100	500	2		1				2	275									
Rielly John	50	44		10000	140	600	3		4				1	450				400	350				
Deaver Jas. A.	15	37		13500	60	760	3		3				4	420				40	50				
Lamm Dominick	107			16000	210	650	4		2				2	460				750	400				
Schultz Amos	45			15000	300	1980	6	4	3	1				1200				400	400				
Abley Jacob	340	225	35	125000	560	3400	9	13					25	3500				800	200				
Bieber Fred	13			4000	40		3		2					25-500				250	90				
Anthony Patrick	60			15000	160		2		3	1			3	320				150	160				
Cowan John P	31			9000	200	140	1	1	2				11	200				200	20				
English Patrick	20			4500	160	120	2		4				6	320				250	80				
Bensel Theobald	52			10400	200	125	3		4	1			6	420				250	200				
	1483	443	69	507400	5390	17990	105	112	94	26			213	18090	2087		7760	4795	50				

4080

State of Missouri, enumerated by me on the 6th day of July, 1870.
E. B. Brouster, Ass't Marshal.

YEAR ENDING JUNE 1, 1870.

	Cotton. Bales (50 lbs.)	Wool. Lbs.	Peas and Beans. Bush.	POTATOES.		Orchard products. Dolls.	Wine. Gallons.	Produce of Market Gardens. Dolls.	DAIRY PRODUCTS.				SEED.		Hops. Lbs.	Hemp. Tons.	Flax. Lbs.	Flax-seed. Bush.	Silk cocoons. Lbs.	SUGAR.			BEES.		Forest products. Dolls.	Value of Home Manufactures. Dolls.	Value of animals slaughtered or sold for slaughter. Dolls.	TOTAL VALUE. Dolls.				
				Irish. Bush.	Sweet. Bush.				Butter. Lbs.	Cheese.* Lbs.	Milk sold. Gallons.	Hay. Tons.	Clover. Bush.	Grass. Bush.						Maple. Lbs.	Cane. Hhds. (1,000 lbs.)	Molasses. Gallons.	Wax. Lbs.	Honey. Lbs.								
	25	26	27	28	29	30	31	32	33	34	35	36	37	38	39	40	41	42	43	44	45	46	47	48	49	50	51	52				
1																												305	1			
2				150				100																				575	2			
3				20				800																				1220	3			
4				100								2																570	4			
5				25				100				2																645	5			
6				200				100				5																790	6			
7				100		75			75			10																865	7			
8				150								3																410	8			
9				150								3																590	9			
10				100								25																1950	10			
11				150				100																				300	11			
12				200		20						50																1780	12			
13				175		75			70			5														110	1105	13				
14				100		50		50	90			5													12		2215	14				
15				70		50		150				43																3110	15			
16				150					50			8														40	2195	16				
17												5																1040	17			
18				100																								910	18			
19				300								3														10	775	19				
20				600		100	20					35														50	1630	20				
21				340								3																425	21			
22												25																1085	22			
23						60						4																465	23			
24				30		30			100			15														16	485	24				
25							5000																					6500	25			
26												12																940	26			
27						1600																						2600	27			
28				100																								610	28			
29				100								4																720	29			
30				100			2000					3																3025	30			
31				100								10																1270	31			
32				100																								535	32			
33				600					200			75																1925	33			
34				75								10																2035	34			
35				300								100																6400	35			
36				300			500		26300																	300	4065	36				
37				50								40																1375	37			
38				400					600			20																1395	38			
39				100					100			10																1895	39			
40				100					100			15																1165	40			
				5525			400	8700	1750	1535	36500	550																	12	526	60095	

*This will include only such cheese as is made upon the farm. Milk sent to cheese factories will be regarded as milk sold off the farm.

State of *Missouri*, enumerated by me on the *9th* day of *July*, 1870.
E. B. Brouster, Ass't Marshal.

YEAR ENDING JUNE 1, 1870.

	Cotton. Bales (450 lbs.)	Wool. Lbs.	Peas and Beans. Bush.	POTATOES.		Orchard products. Dolls.	Wine. Gallons.	Produce of Market Gardens. Dolls.	DAIRY PRODUCTS.				SEED.			SUGAR.				BEES.		Forest products. Dolls.	Value of Home Manufactures. Dolls.	Value of animals slaughtered or sold for slaughter. Dolls.	TOTAL VALUE. Dolls.				
				Irish. Bush.	Sweet. Bush.				Butter. Lbs.	Cheese.* Lbs.	Milk sold. Gallons.	Hay. Tons.	Clover. Bush.	Grass. Bush.	Hops. Lbs.	Hemp. Tons.	Flax. Lbs.	Flax-seed. Bush.	Silk cocoons. Lbs.	Maple. Lbs.	Cane. Hbds. (1,000 lbs.)					Molasses. Gallons.	Wax. Lbs.	Honey. Lbs.	
	25	26	27	28	29	30	31	32	33	34	35	36	37	38	39	40	41	42	43	44	45	46	47	48	49	50	51	52	
1				400																								765	
2												3																285	
3												4																610	
4												10																1420	
5				200								200																7950	
6				200				2300				6																3470	
7												10																1130	
8		500										20																1610	
9						170						3																1910	
10				200								60																2210	
11				200																								335	
12				200					40			26																1890	
13				50				850				1																1205	
14											126000	40														5000		49950	
15				100				100				75																3530	
16		50										15																1145	
17						200						5																520	
18				100		100	100	200																				900	
19				800		75						10																1330	
20				30								10																955	
21				50																					75			720	
22				100					100			35													150			1425	
23		300		200					50			40															70	2925	
24				100								16																1490	
25				100								6																1490	
26				100																								330	
27				100								3																575	
28				75		100		50				5																1385	
29				130					250			40														32		1535	
30				30																								1065	
31				600				125				30														30		1180	
32				250		90						12																1520	
33																												970	
34				175								5														22		950	
35				90								60															30	2965	
36				140								50															150	1840	
37												5																605	
38												3																520	
39								150																				360	
40				150				150				14															23	1033	
	850		4890			785	100	3875	690		126000	802															225	5349	108985

* This will include only such cheese as is made upon the farm. Milk sent to cheese factories will be regarded as milk sold off the farm.

State of Missouri, enumerated by me on the 14th day of July, 1870.

E. B. Prouster, Ass't Marshal.

YEAR ENDING JUNE 1, 1870.

Cotton. (Bales 450 lbs.)	Wool. Lbs.	Figs and Beans. Bush.	POTATOES.		Orchard products. Dolls.	Wine. Gallons.	Produce of Market Gardens. Dolls.	DAIRY PRODUCTS.			Hay. Tons.	SEED.		Hops. Lbs.	Hemp. Tons.	Flax. Lbs.	Flax-seed. Bush.	Silk cocoons. Lbs.	SUGAR.		Molasses. Gallons.	BEES.		Forest products. Dolls.	Value of Home Manufactures. Dolls.	Value of animals slaughtered or sold for slaughter. Dolls.	TOTAL VALUE.		
			Irish. Bush.	Sweet. Bush.				Butter. Lbs.	Cheese.* Lbs.	Milk sold. Gallons.		Clover. Bush.	Grass. Bush.						Maple. Lbs.	Cane. Hhds. (1,000 lbs.)		Wax. Lbs.	Honey. Lbs.				Estimated value of production, including bet- terments and addi- tions to stock. Dolls.		
25	26	27	28	29	30	31	32	33	34	35	36	37	38	39	40	41	42	43	44	45	46	47	48	49	50	51	52		
			50								10																800	1	
											300																	11200	2
											10																	730	3
			300		200						40																	2825	4
			120								5																	680	5
			250																									5335	6
											30																	1340	7
			130																									500	8
											20																	1045	9
																												790	10
			100								15																	1780	11
			200				40				4																	520	12
											80															62		2550	13
			50		150			150			10																	700	14
			300								50																	1600	15
			150		200		60				6																	705	16
			200				170				3																	740	17
	10		45		200						40															21		2180	18
			100																									500	19
			140								4																	745	20
			500					150			50																	4235	21
			100								60													80				4620	22
			150								30																	2930	23
			200								110																	3575	24
			150								15																	1033	25
			160					300			16														30			1225	26
			300				100	30			6																	980	27
			400				160				10																	1390	28
			50				200				12																	1350	29
			100					120			18																	1280	30
			30								10																	1575	31
			75					70			12																	765	32
			300				200				4																	1260	33
			100				250				4																	790	34
			200																									360	35
			100				40																					330	36
			100				40				3																	790	37
											8																	575	38
			100																									585	39
			200								50																	3170	40
10			5370		750		1200	820			1045														80	113	65235		

* This will include only such cheese as is made upon the farm. Milk sent to cheese factories will be regarded as milk sold off the farm.

1960

State of Missouri, enumerated by me on the 16th day of July, 1870.
E. B. Prouster, Ass't Marshal.

YEAR ENDING JUNE 1, 1870.																									TOTAL VALUE.						
Cotton. (Bales 450 lbs.)	Wool. Lbs.	Peas and Beans. Bush.	POTATOES.		Orchard products. Dolls.	Wine. Gallons.	Produce of Market Gardens. Dolls.	DAIRY PRODUCTS.			Hay. Tons.	SEED.			Flax. Lbs.	Flax-seed. Bush.	Silk cocoons. Lbs.	SUGAR.			BEES.		Forest products. Dolls.	Value of Home Manufactures. Dolls.	Value of animals slaughtered or sold for slaughter. Dolls.	Estimated value of all farm produc- tion, including bet- terment of stock. Dolls.					
			Irish. Bush.	Sweet. Bush.				Butter. Lbs.	Cheese.* Lbs.	Milk sold. Gallons.		Clover. Bush.	Grass. Lbs.	Hops. Lbs.				Hemp. Tons.	Maple. Lbs.	Cane. Hhds. (1,000 lbs.)	Molasses. Gallons.	Wax. Lbs.					Honey. Lbs.				
25	26	27	28	29	30	31	32	33	34	35	36	37	38	39	40	41	42	43	44	45	46	47	48	49	50	51	52				
			150																								350	1			
			30								25																	1350	2		
											40																	1330	3		
			140		100						40													350		85		3505	4		
			160																									1085	5		
			160		60			100			10																	1490	6		
			160								2																	1150	7		
			200								70																	3400	8		
			160								200															40		6990	9		
			300					20			100													175		60		5485	10		
			90								3																20	710	11		
			150		50			200			25															30		1430	12		
			300								200																		7010	13	
			50								10																		625	14	
			60				15				4																		260	15	
											15																20		935	16	
			25	25							10																		865	17	
			200								14																		855	18	
			120	60																									755	19	
			120								60																		1985	20	
			100								5																		970	21	
											40																		1890	22	
			25								25																85		1560	23	
			100		100																								1340	24	
			50								3																		565	25	
			150					240			5																30		1235	26	
			600																								15		910	27	
			300		40						5																		1085	28	
			70		10			200			7																8		940	29	
			600								60																		3780	30	
			160																										525	31	
			100								40																			2085	32
			2500					200			40																		1835	33	
			300								35																		1870	34	
			300								30																		875	35	
			400								8																		1470	36	
			100		200						14																		1110	37	
			300		160						5																		720	38	
			40			40					3																		365	39	
			50								6																			585	40
			8910	85	720	40	15	960			1157															525	468	65600			

* This will include only such cheese as is made upon the farm. Milk sent to cheese factories will be regarded as milk sold off the farm.

State of Missouri, enumerated by me on the 29th day of July, 1870.
E. B. Brewster, Ass't Marshal.

YEAR ENDING JUNE 1, 1870.

Cotton. Bales (50 lbs.)	Wool. Lbs.	Peas and Beans. Bush.	POTATOES.		Orchard products. Dolls.	Wine. Gallons.	Produce of Market Gardens. Dolls.	DAIRY PRODUCTS.			Hay. Tons.	SEED.		Hops. Lbs.	Hemp. Tons.	Flax. Lbs.	Flax-seed. Bush.	Silk cocoons. Lbs.	SUGAR.		Molasses. Gallons.	BEES.		Forest products. Dolls.	Value of Home Manufactures. Dolls.	Value of animals sold for slaughter. Dolls.	Estimated value of all farm produce, including bet- terments and addi- tions to stock. Dolls.	TOTAL VALUE. Dolls.
			Irish. Bush.	Sweet. Bush.				Butter. Lbs.	Cheese.* Lbs.	Milk sold. Gallons.		Clover. Bush.	Grass. Bush.						Maple. Lbs.	Cane. Hhds. (1,000 lbs.)		Wax. Lbs.	Honey. Lbs.					
25	26	27	28	29	30	31	32	33	34	35	36	37	38	39	40	41	42	43	44	45	46	47	48	49	50	51	52	
			150	75							8																	433
			150	15	60		15				7																	700
			150								5																	1315
			200		200	1000					5																	2170
			800								6																	1035
																												1000
			100		500																							1180
			150	75																								325
			100																									480
			80								5																	770
			150								20																	1280
			100		125						40																	2305
			75		500	2000					10																	8710
			150		600						12															100		2010
											80																	2450
											5																	550
			200								12																	1985
					600		3000																					3740
																										8000		8650
			150								16																50	1540
											4															120		960
			50				100																					430
			40		300																							480
			150								8																	355
			100								4																	650
			100		1000						2																	1635
			150								6																	1415
			150		100						3																12	790
			100								10																	1255
			150								5																	1025
			50		60																							345
			120								4																10	965
			75								5																	465
			150		75						1																	1140
			150				150				5																20	1780
			120								6																	1200
			200				20																	370				610
			700								30																	2590
			100								12																6	965
			75				100				2																	1170
			5385	90	8765	3000	3385				338															250	8318	63305

* This will include only such cheese as is made upon the farm. Milk sent to cheese factories will be regarded as milk sold off the farm.



SCHEDULE 3.—Productions of Agriculture in Central Township in the County of St. Louis, in the Post Office: Creve Coeur

Table with columns for Name of Agent, Owner, or Manager; ACRES OF LAND (Improved, Unimproved); PRESENT CASH VALUE (Of farm, Of farming implements and machinery); Total amount of wages paid to labor; LIVE STOCK, JUNE 1, 1870 (Horses, Mules and Asses, Milk Cows, Working Oxen, Other Cattle, Sheep, Swine); and PRODUCE DURING THE (Wheat: Spring, Winter; Bye; Indian Corn; Oats; Barley; Buckwheat; Rice; Tobacco).

1959 590 39 78600 6570 8925 92 29 117 69 64 394 1570 6865 8780 5850 200

State of Missouri, enumerated by me on the 1st day of August, 1870. C. B. Brewster, Ass't Marshal.

YEAR ENDING JUNE 1, 1870.

Table with 52 columns (25-52) and 40 rows (1-40). Columns include categories like Cotton, Wool, Peas and Beans, Potatoes, Dairy Products, Seed, Sugar, and Bees. Each row contains numerical data for these categories and a final column for 'TOTAL VALUE'. The table is filled with handwritten numbers and some empty cells.

* This will include only such cheese as is made upon the farm. Milk sent to cheese factories will be regarded as milk sold off the farm.



SCHEDULE 3.—Productions of Agriculture in Central Township, in the County of St Louis, in the Post Office: Crook Creek

Name of Agent, Owner, or Manager.	ACRES OF LAND.			PRESENT CASH VALUE.		Total amount of wages paid during the year, including value of board.	LIVE STOCK, JUNE 1, 1870.								PRODUCE DURING THE YEAR.									
	Improved.	UNIMPROVED.		Of farm.	Of farming implements and machinery.		Horses.	Mules and Asses.	Milch Cows.	Working Oxen.	Other Cattle.	Sheep.	Swine.	Value of all live stock.	WHEAT.		Rye.	Indian Corn.	Oats.	Barley.	Buckwheat.	Rice.	Tobacco.	
		No.	Wood-land.												Other unimproved.	Dolls.								Dolls.
1	2	3	4	5	6	7	8	9	10	11	12	13	14	15	16	17	18	19	20	21	22	23	24	
1 Deusinger Louis	35			3,500	750			2	2		1		12	300		200		200	100					
2 Sawyer Patrick	9	35		4,800	100			2	4		2		5	230				100						
3 Dauster A W	59	20		8,000	175	475		4	4				6	460		400		250	50					
4 Riedman Jacob	20			2,000	100			2	2				2	200				200	80					
5 Schneider Adam	80			3,000	120	275		2	2				13	200		105		400	240	35				
6 Schneider Jacob	15			2,500	100	125		1					6	100										
7 Struting Joseph	5			1,000	40			1	1					120				100	40					
8 Vanskikes Samuel	75	20		12,000	200	400		2	2	2			13	560		635		600	50					
9 Wilkinson J.	60			6,000	240	600		1	2	4			10	450				350	100					
10 Backman Henry	60	40		12,000	220	250		4	5				13	520		400		350	200					
11 Kunkel David	48	32		8,000	200	125		1	2	3			4	350		75		60	100	75				
12 Neff Rudolph	47	33		8,000	160	135		2	1	3			8	250		150		250	120					
13 Ohlhausen Jas M	19	11		3,000	100	420		3	2		1		6	300		200		100	125					
14 Jadelot Francis	40			3,000	120			2	2		1		10	280				150	45					
15 Mosley Thos	80	40		10,000	200	130		4	2	4			13	530		225		200	200					
16 Mosley Wm	45			4,500	100	120		1	1	1			28	300		325		200	100					
17 Mosley B F	35			3,500	300	200		1	2	2			10	320		200		250	60					
18 Mosley Joseph	35			3,500	300	130		2	4	1			14	475		300		150	60					
19 Pollus Paul	65			8,000	130			1	2	2	5		10	420		100		35	50					
20 Gearhardt Christ	20			2,000	100			2	1				4	240		120		45	75					
21 Brewster Carlton	35	5	34	6,000	50	400		2	1		1			240		385		350	120					
22 Vanost Wm	45	27	20	12,000	175	125		3	3				13	340		500		200	150					
23 Deschamps B F	14		1	4,500	100			1	2		1		12	200				40	30					
24 Deauser Geo P	12			1,800	120			1						100				100	100					
25 Geisler John	60	22		4,000	125			4	3		1		10	400		250		250	165					
26 Ryan Michael	100			10,000	150	130		2	2	3			12	375				350	100					
27 Brewster Geo W	16	7	4	5,000	130	90		2	2		1	30	2	250		150		100	200					
28 Brewster Geo P	90	32		18,400	290	800		4	1	4	1		8	650		255		850	300					
29 Brewster A P	6	7		1,500	60			1	1	1			2	200				125	100					
30 Elgasser Edw L	65	40		13,000	140	130		2	2	2	2		9	420		500		100	100					
31 Potan John A	6			800	30			1						20				50	100					
32 Mueller Chas	65			8,500	250	100		1	3	4			20	500		485		2150	50					
33 Boothe Chas.	16	4		3,000	100			2	2				1	200				200	200					
34 Schaefer Geo	48			4,800	120			2	1		2		8	250				400	350					
35 Niedringhaus Carl	30			3,000	100			1	1	1	1		4	240		240		120						
36 Lutham Felix	50			5,000	150			2	4				12	300		175		200	100					
37 Vossen Hubert	80			8,000	300	400		2	2	3	2		20	560		400		800						
38 Gropeter Henry	8	2		800	40			3	1		1		1	300				60						
39 Vall Ann & Son	43	10		6,500	180	60		2	2				6	350				100	120					
40 Gluhan Fred	40			4,500	100	200		2	3		2		7	320		150		75						
				163,387	25,294	6485	5780	71	40	89	25	30	340	12790	6925	9330	4080	110						

State of Missouri, enumerated by me on the 4th day of August, 1870.
E. B. Proctor, Ass't Marshal.

YEAR ENDING JUNE 1, 1870.

Cotton. Bales (450 lbs.)	Wool. Lbs.	Peas and Beans. Bush.	POTATOES.		Orchard products. Dolls.	Wine. Gallons.	Produce of Market Gardens. Dolls.	DAIRY PRODUCTS.			Hay. Tons.	SEED.		Hops. Lbs.	Hemp. Tons.	Flax. Lbs.	Flax seed. Bush.	Silk cocoons. Lbs.	SUGAR.		Molasses. Gallons.	BEES.		Forest products. Dolls.	Value of Home Manufactures. Dolls.	Value of animals slaughtered or sold for slaughter. Dolls.	TOTAL VALUE. Dolls.			
			Irish. Bush.	Sweet. Bush.				Butter. Lbs.	Cheese.* Lbs.	Milk sold. Gallons.		Clover. Bush.	Grass. Bush.						Maple. Lbs.	Cane. Hhds. (1,000 lbs.)		Wax. Lbs.	Honey. Lbs.							
25	26	27	28	29	30	31	32	33	34	35	36	37	38	39	40	41	42	43	44	45	46	47	48	49	50	51	52			
			70								2															15	835	1		
			100																									370	2	
			130								12																	1480	3	
			20					50			6																	583	4	
			100		190			50			6														63		1353	5		
			50				600																					725	6	
			200				50	50			2																	470	7	
			200								32															65		2725	8	
			250								35																45	1875	9	
			130					250			12															15		1910	10	
											12																10	890	11	
			100								12															15		1035	12	
			290								15																	1160	13	
			23								6																	535	14	
			100								30																	1570	15	
			80					60																		100		1110	16	
			100																								15	895	17	
			100																							700		1770	18	
											25																	1125	19	
					15						2																9	655	20	
			25		15																						9	1140	21	
			50								12																	1360	22	
			80				50	50																		20		400	23	
			150								4																	405	24	
			100					25			12																17	1360	25	
			300								30																	1230	26	
			50		170						4																13	1105	27	
					80			200			25																	2610	28	
			100																								70	500	29	
			80								70																	2635	30	
			75								45																20	1110	31	
			20																									7	1545	32
			100								15																		1030	33
			130								8																	10	1065	34
			30								10																		865	35
											12																	8	1060	36
			200								20																		2280	37
			200																								140		610	38
			250		500						40																	20	1955	39
			40								10																	6	795	40
			4085		960		700	735			500															210	1182	4835	4835	

* This will include only such cheese as is made upon the farm. Milk sent to cheese factories will be regarded as milk sold off the farm.



SCHEDULE 3.—Productions of Agriculture in Central Township, in the County of St Louis, in the Post Office: Grand Cour

Name of Agent, Owner, or Manager.	ACRES OF LAND.			PRESENT CASH VALUE.			LIVE STOCK, JUNE 1, 1870.								PRODUCE DURING THE YEAR.										
	Improved.	UNIMPROVED.		Of farm.	Of farming implements and machinery.	Total amount of wages paid during the year, including value of board.	Horses.	Mules and Asses.	Milk Cows.	Working Oxen.	Other Cattle.	Sheep.	Swine.	Value of all live stock.	WHEAT.										
		No.	Wood-land.												Other unimproved.	Dolls.	Dolls.	Dolls.	No.	No.	No.	No.	No.	No.	No.
1	2	3	4	5	6	7	8	9	10	11	12	13	14	15	16	17	18	19	20	21	22	23	24		
1	Foehr Martin	40			4000	180		3	3	2		11	440		130		200	160							
2	Kramer Jacob & Co	40			4300	200		9	9	6			6	375		225		230	260						
3	Mohr Elizabeth	30	1 1/2		3600	100	360	2		2			6	240		125		200							
4	Link James M	60			6400	60		1	1	1			12	200		100		200							
5	Lynn Thos.	30			3000	200	400	4		2	3		7	400				250	400						
6	Forbes C M	25			2900	100	250	2		3	1		20	270		100		100	50						
7	Moran Frank	46	14	12	6000	160		3		2			5	400		200		100	40						
8	Luckett H F	25			3500	120	200	2		2			2	250					150	40					
9	Craig Jesse	53			6000	100	300	2		2	1		1	250				100	75						
10	Wise Franklin	30			2800	100	150	1	1	1				200				200	40						
11	Craig A M	37			3000	200	300	3		1				300					50						
12	Grimm Frank	60	50		11000	160	240	3		2	1		8	300		190		400	100						
13	Neihans John F	70	67		16000	200	150	4		4			8	500		300		300	100						
14	Schulte John G	100	39		16800	200	800	2	2	4	2		5	320		600		200	50						
15	Santet John F	40	14		16000	240	800	1	1	3	2		8	450		250		200	300						
16	Sasley Fred	25	5		5000	100	30	2		2				240				100							
17	Barbee Polite	33	8		6000	130	100	2	1	2			1	250		190		175	40						
18	Musick James	60			6000	120	250	2	1	2			10	320		225		200	100						
19	Schulte Wm	55			2500	240	220	1	1	5	1		10	300		475		400	200						
20	Almann Fred	30			3000	170	120		3	4	1		7	420		300		320	250						
21	Butter David	15			1500	40		2					3	185				200	50						
22	Minker Fred	33	9		5000	160	40	2		5	1		1	300		300		200	1000						
23	Corsett Georgiana	15	63		18000	200	1600	5		3	3		20	600		1200		1400	1000						
24	Jenkins Richard	46			45000	160	250	3	1	1	1		7	500		390		60	150						
25	Moore Henry	34			4000	100		2		3	1		5	300				400	150						
26	Jefferson Edmund	20			2000	40		2		1			1	150				100	140						
27	Long John	45			4500	100	240	6		4			12	450				750	100						
28	Gorla August	46	38		8400	140		7		4			2	600		700									
29	Medaris Jas.	35			3500	60		3		1	2		9	275				300	525						
30	Shumate W. S.	140			11600	250		3	5	3	3		23	1000		1200		1600	1000						
31	Cox Jas.	84			8400	120	100	3	3	2				300		800		250	250						
32	Rauch Maurice	35			2500	200				2	1	2		20	250			250	200						
33	Juas John & Co	60			6000	150			2	3			21	300				800	400						
34	Adie Louis & Sons	130			14000	200	1800	11	3	5	3		10	1800		1150		100	100						
35	Brewster Simon	80	34		24000	300	1200	4		4	2		13	600				200	150						
36	Brewster Jas D.	100			2500	120	250		2	1			12	300				150	800						
37	Link Jas W	105	27		21000	150	2000	2	2	4	1		30	600		500		400	200						
38	Lewis R. A.	75			7500	300	250	3	1	3	4		23	700		500		1000	400						
39	Wright John	25			2500	50		2		1			3	250				750	200						
40	Meier John	50			5000	140	100	2		2			6	175		200		250	100						
		2136	371	12	324900	6260	12500	104	29	105	1	37	350	16200		10350		12855	9120						

State of *Missouri*, enumerated by me on the *8th* day of *August*, 1870.

E. B. Brewster, Ass't Marshal.

YEAR ENDING JUNE 1, 1870.

Cotton.	Wool.	Peanut and Beans.	POTATOES.		Orchard products.	Wine.	Produce of Market Gardens.	DAIRY PRODUCTS.			SEED.			SUGAR.			BEES.			Value of animals slaughtered and sold for slaughter.	TOTAL VALUE.							
			Irish.	Sweet.				Butter.	Cheese.*	Milk sold.	Hay.	Clover.	Grass.	Hops.	Hemp.	Flax.	Flax-seed.	Silk cocoons.	Maple.			Cane.	Molasses.	Wax.	Honey.	Forest products.	Value of Home Manufactures.	
Bales (450 lbs.)	Lbs.	Bush.	Bush.	Bush.	Dolls.	Gallons.	Dolls.	Lbs.	Lbs.	Gallons.	Tons.	Bush.	Bush.	Lbs.	Tons.	Lbs.	Bush.	Lbs.	Hds. (1,000 lbs.)	Gallons.	Lbs.	Lbs.	Dolls.	Dolls.	Dolls.	Dolls.		
25	26	27	28	29	30	31	32	33	34	35	36	37	38	39	40	41	42	43	44	45	46	47	48	49	50	51	52	
			120	60				100			12															20	1305	
			50	40							6															20	1260	
			150	75							8																	790
			25								8															10	690	
			100								14																	1195
					100						3															25	700	
			100		20						20															10	1250	
				50							10																	660
											2																	330
					100						8																	665
											3																	410
											4																	1040
			50								6															10	1340	
			75	50				50			20															8	2000	
			100	800							6															25	2110	
			100								5																	480
			30								10																15	900
											13																15	953
			75	150				150			8															50	1730	
			200					100			7																12	1523
			100								1																	430
											2																	1575
			200	20							30															20		4700
			20								9																	940
			80	90							3															8		950
			50								4																	430
											10																	1405
											6																	1610
			300																									1020
			250	200							60																	3705
											14																	1973
											12																	830
			50								30																	1885
			1000	2000							70																30	7310
			200	500							25																5	1973
			800																									1315
											30																	1360
			50								10																	2740
											7																	660
											2																	760

I hereby certify that the foregoing returns have been well and truly made and that the enumeration of population is full and correct and all the facts required by law have been fully collected according to the tenor of my oath of office. *E. B. Brewster* Ass't Marshal

* This will include only such cheese as is made upon the farm. Milk sent to cheese factories will be regarded as milk sold off the farm.

SCHEDULE 3.—Productions of Agriculture in Meramec Township, in the County of St. Louis, in the Post Office: Meramec

Name of Agent, Owner, or Manager.	ACRES OF LAND.			PRESENT CASH VALUE.		Total amount of wages paid during the year, including value of board.	LIVE STOCK, JUNE 1, 1870.								PRODUCE DURING THE YEAR.									
	Improved.	UNIMPROVED.		Of farm.	Of farming implements and machinery.		Horses.	Mules and Asses.	Milk Cows.	Working Oxen.	Other Cattle.	Sheep.	Swine.	Value of all live stock.	WHEAT.		Rye.	Indian Corn.	Oats.	Barley.	Buckwheat.	Rice.	Tobacco.	
		Wood-land.	Other unimproved.												Spring.	Winter.								
	No.	No.	No.	Dolls.	Dolls.		Dolls.	No.	No.	No.	No.	No.	No.	Dolls.	Bush.	Bush.	Bush.	Bush.	Bush.	Bush.	Bush.	Lbs.	Lbs.	
1	2	3	4	5	6	7	8	9	10	11	12	13	14	15	16	17	18	19	20	21	22	23	24	
January Thomas J. by James Richardson	40	207		12000																				
Bell James L.	80	45		8000	200	300	1	2	2			16	480		100		500	100						
Augustin Edward	300	130		32200	6000	4020	24	11	12		12	42	150	5000		80	2100	400	400					
Bay W. V. N.	40	56		9600	200	500	2		2		3		20	300		120		500	100					
Hooverly W. E. by Fredell Haery	40	38		4000	150	100	2		1		2		5	280		100		300	100					
Stoode Thomas V. by Wm. Brown	40	85		6250	120	200	2		4		2		10	300		150		400	120					
Basse Charles H. by Wm. Kiehoff	35			1750																				
Thackway by Joseph Dutton	26	14		1500	120	300	2	1	2		2	2	7	400		120		300	65					
Jacobs William B.	50	12		3000	120	100	3		1		1		10	300		200		600	100					
Wease John	80	59		6000	150	300	5	2	3		3		15	750		300		1000	200					
Hollenbeck Abel D.	35	17		3000	120	200	2		2		4	19	11	400		120		500	200					
Edwards Justin	40	54		4500	100	200	5		3		10		13	800		475		600						
Potterfield Martha	50	34		4200	100	100	4							300		350		200	100					
<p>I hereby certify that I have made a full and complete list of all the Products of Industry in my District and collected all other facts and statistics as required by Law according to the tenor of my oath of office.</p> <p style="text-align: right;">Hermann Steiner Ass. U. S. Marshal</p>																								
<p>8562751. 96000 7380 6320 52.16. 32. 41. 63. 2579310. 2035. 80. 7000. 1485. 400.</p>																								

2nd copy

State of Missouri, enumerated by me on the 23rd & 24th day of June, 1870. Hermann Steiner, Ass't Marshal.

YEAR ENDING JUNE 1, 1870.

Table with columns for various agricultural products (Cotton, Wool, Peas and Beans, Potatoes, Orchard products, Wine, Produce of Market Gardens, Dairy Products, Seed, Sugar, Bees, Forest products, Home Manufactures, Value of animals slaughtered or sold for slaughter) and rows numbered 1 to 40. Includes a 'TOTAL VALUE' column on the right.

* This will include only such cheese as is made upon the farm. Milk sent to cheese factories will be regarded as milk sold off the farm.

Handwritten totals at the bottom of the table: 470, 1190, 20, 1275, 1100, 1860, 109, 200, 2150, 275, 2430, 14940, 2630.

State of Missouri, enumerated by me on the fourteenth day of July following, 1870.
Hermand Steines, Ass't Marshal.

YEAR ENDING JUNE 1, 1870.																									TOTAL VALUE.		
Cotton. (450 lbs.)	Wool.	Fens and Hens.	POTATOES.		Orchard products.	Wine.	Produce of Market Gardens.	DAIRY PRODUCTS.			SEED.			Hops.	Hemp.	Flax.	Flax-seed.	Silk cocoons.	SUGAR.		Molasses.	BEES.		Forest products.	Value of Home Manufactures.	Value of animals slaughtered or sold for slaughter.	Estimated value of all farm produce, all farm products, and additions to stock.
			Bush.	Bush.				Dolls.	Lbs.	Lbs.	Gallons.	Tons.	Bush.						Bush.	Lbs.		Tons.	Lbs.				
25	26	27	28	29	30	31	32	33	34	35	36	37	38	39	40	41	42	43	44	45	46	47	48	49	50	51	52
	10		300					60			1															85	790
			80					50			1															140	505
			100	10				50			2															105	630
			100	10				50			1															60	410
			60	20				250			10															860	2980
			50					100																		80	420
			50					100																		100	310
			100					150			4															200	945
			30					100			2															100	440
			20	10							1															50	180
			50					50			2															100	320
								100																		70	150
			75					100			2															300	1080
			40	100				50			1															60	560
			50	50				50			1															100	510
			20					50																		50	360
			100	500				200			10															235	2170
	300		300	10	300			700																		550	3730
	300		100	25	50			100																		500	4980
			70	100				70			3			3												400	1480
			100					200			5															500	4700
			50					100																		300	2250
			50	50				200																		1040	2770
			10	120				200			10															630	2600
			10	50				100			3															250	1620
			40					100																		150	1014
	40		40					200			3											10	75		560	1985	
			10					40																		300	1430
			100	10				100											50				300		100	670	
			20	200				100																		625	1860
			100	100				300			2															600	2640
			100					100																		750	3310
			300					100			1															100	1190
			50	150				150			1															350	1595
			60	150				200			6															400	3200
			30					350			4															780	4130
			60	50				350			1															330	2770
			50	50				300			3															500	4275
			50	80				300			2															750	3150
			250					200																		845	2650
	650		375	45	2150			6170			82				3				50			10	75	300	14005	73759	

* This will include only such cheese as is made upon the farm. Milk sent to cheese factories will be regarded as milk sold off the farm.



SCHEDULE 3.—Productions of Agriculture in Meramec Township, in the County of St. Louis, in the Post Office: Melrose

Name of Agent, Owner, or Manager.	ACRES OF LAND.			PRESENT CASH VALUE.		Total amount of wages paid during the year including value of board.	LIVE STOCK, JUNE 1, 1870.								PRODUCE DURING THE YEAR.										
	Improved.	UNIMPROVED.		Of farm.	Of farming implements and machinery.		Horses.	Males and Asses.	Milk Cows.	Working Oxen.	Other Cattle.	Sheep.	Swine.	Value of All live stock.	WHEAT.		Rye.	Indian Corn.	Oats.	Barley.	Buckwheat.	Rice.	Tobacco.		
		No.	Wood-land.												Other unimproved.	Dolls.								Dolls.	No.
1	2	3	4	5	6	7	8	9	10	11	12	13	14	15	16	17	18	19	20	21	22	23	24		
Tyler Spencer Est by Hartmann Est	70			4000	400	540	2	1	2			15	500					1800	300	100					
Tyler Spencer Est by John Schiller	35	43		2500	300	300		2	4			8	10	400		500		500	150						
Hartung Louis	83	20		6000	300	540	3	2	4			7	60	1000		892		800	200	84					
Stoam Thaddeus	75	59		12000	600	720	2	2	4			7	11	30	1000		700		2000	250					
Andras Benjamin by Jacob Hoffman	42	10		3000	200	300	3		2			2	10	450		200		400	120						
Sanders Frank	40	42		4500	100	400		2	4			3	15	450		300		300							
Wardenburg Charles	66	34		5500	150	360	2		1			4	19	300		700		500	100	60					
Stevens Richard W. by Selvy Est	150			9000	350	1080	6		1			2	60	800		1480		800	150	90					
Howing Sophia	200	190		19500	700	1500	6	2	4			7	130	15	1350		1600		1500	600	175				
Ellis James	20	66		1320	80		2		1			1	6	120		112		150	30						
Tyler John S	45	42		4350	150	540	3	2	2			2	16	550		800		300							
Stevens Robert G	26	144		8000	120	200	3						3	300		250		200	50						
Sander Louis	50	79		6000	150	360	4		3			3	30	550		600		600	150						
Schulte Francis	35			2000	100		3		1			1	20	400		580		600	150						
Suermann Louis Jr	62	39		3600	300	500	4		3			3	25	550		770		1000	150						
Tyler Washington Est by W. P. Richard	50	118		6000	200	300	4		1			1	25	500		700		500	120						
Willmann John	50	57		6420	150	720	2	2	2			2	7	550		450		750	150	100					
Nickerson Edmond Est by Conrad Prosser Jr	125	86		10000	400	800	6	1	2			7	30	900		1700		800	100						
Stump John Est by Bailey & Williams	110	230		13500	500	1440	5	4	4			8	12	21	950		1300		2500	475					
Keller Jacob	60	66		3150	100	360	3		1			1	11	330		150		600							
Bates Martin	70	57		4000	500	720	4		4			5	4	36	650		525		800	150					
Edleston James R	75	126		6000	500	720	4		4			3	3	50	670		700		500						
Schulz Friedrich S	130	150		9000	300	1080	2	2	5			7	16	28	930		1100		700	200					
Ort Margarith	100	190		9000	400	720	6	1	3			2	30	970		1300		600	50						
Kramer William	40	100		3500	150	100	4		3			2	9	450		226		250	80						
Hockensmith John	75	134		7000	100	540	7		1			3	8	800		315		300							
Hilkenkamp John T	80	120		5000	500	540	5	2	4			6	8	14	800		700		1000	140					
Ball James	90	83		3000	150	540		2	1			3	10	250		440		200		40					
Gashle Henry	27	110		2800	150	100	3		3			5	5	380		100		400	50						
Glaser Joseph	50	52		2500	120	150	3		3			3	5	9	380		245		300	120		10			
Wardenburg Adam	60	90		3750	120	540	5		4			6	30	11	610		410		200	150					
von Gruben Charles	40	130		4250	120	540	4		3			5	6	14	520		125		400	120					
Suermann Louis sen	60	100		5000	100	720	3		3			3	3	4	350		300		150	100					
Fogel Christian	40	35		2000	120	400	3		4				12	9	380		230		300	60					
Hyde John	12	50		1800	100	200		2	1				4	220		130		200	30						
Friedrich Vincent	45	25		2100	120	150		2	2			2	22	350		250		200	120						
Micks Henry B	25	75		3000	150	360	1		2			1	3	250				400	100						
Olert Frederick	40	40		3000	150	200	2		4			2	24	380		290		250	120						
Steines Frederick W	40	85		3500	120	100	2		1			1	5	250		150		400	150						
Kaupf Edward J	90	300		30000	800	1440	4	2	3			4	86	7	1000		600								
				2583	3377	240540	10140	20820	125	33	104		134	326	730	22540		22720		24150	4685	679	10		

21920

2nd copy

45-3

State of Missouri, enumerated by me on the twenty first day of July & following, 1870.
Hermann Steiner, Ass't Marshal.

YEAR ENDING JUNE 1, 1870.

Cotton.	Wool.	Peas and Beans.	POTATOES.		Orchard products.	Wine.	Produce of Market Gardens.	DAIRY PRODUCTS.			Hvy.	SEED.		Hops.	Hemp.	Flax.	Flax-seed.	Silk cocoon.	SUGAR.			BEES.		Forest products.	Value of Home Manufactures.	Value of animals slaughtered or sold for slaughter.	TOTAL VALUE.								
			Irish.	Sweet.				Butter.	Cheese.*	Milk sold.		Clover.	Grass.						Maple.	Cane.	Molasses.	Wax.	Honey.					Dolls.	Dolls.						
Bales (450 lbs.)	Lbs.	Bush.	Bush.	Bush.	Dolls.	Gallons.	Dolls.	Lbs.	Lbs.	Gallons.	Tons.	Bush.	Bush.	Lbs.	Tons.	Lbs.	Bush.	Lbs.	Lbs.	Hhds. (1,000 lbs.)	Gallons.	Lbs.	Lbs.	Dolls.	Dolls.	Dolls.	Dolls.								
25	26	27	28	29	30	31	32	33	34	35	36	37	38	39	40	41	42	43	44	45	46	47	48	49	50	51	52								
			20		100			100																		45	1250	1							
			50					200																			50	950	2						
			20		60			120			6																500	2092	3						
	40		100		50			300																			650	2685	4						
			50					70																			90	600	5						
			50					100																			240	740	6						
			15					50																			185	1200	7						
			10		150			50																			180	2365	8						
	400		50		500			200			15																400	4050	9						
			20					50																			60	212	10						
			50					100																			40	1040	11						
			50					120																			10	60	440	12					
			50					130																			190	1215	13						
			30					50																			200	1180	14						
			120					100			3																360	1815	15						
			50					50																			100	1150	16						
			50		50			100																			620	1690	17						
			150		50			100																			540	2830	18						
	30		45		50			200																			385	2700	19						
			20		50			50			3																100	655	20						
	20		20		50			200																			390	1510	21						
	10		20					100			2																200	1220	22						
	50		50					200			2																420	2090	23						
			30					100																			200	1865	24						
			150		150			100			5																150	840	25						
			20					100			1																60	490	26						
	30		200		30			150			6																240	1770	27						
			60		150			50			1																30	85	870	28					
			15		30			50			1																	100	60	540	29				
			100		20			50			2																	10	135	695	30				
	50		20		50			100			2																	100	800	31					
	20		120		100			100			5																	90	120	785	32				
	10		40		100			100			4																	80	685	33					
	30		50		50			100			5																	120	695	34					
			50	10	30			50			1																	80	415	35					
			200		20			100			5																	40	120	760	36				
			150					50																				60	390	37					
			150		20			100			6																	150	805	38					
			10	100	50			50																				60	620	39					
	350		300		200			200			4																			1090	40				
1040	10	2395	10	2110				4160			79																				130	50	100	7825	49794

* This will include only such cheese as is made upon the farm. Milk sent to cheese factories will be regarded as milk sold off the farm.

State of Missouri, enumerated by me on the eleventh day of June following, 1870.

Hermann Steines, Ass't Marshal.

YEAR ENDING JUNE 1, 1870.

Main table with columns 25-52 for various agricultural products and a 'TOTAL VALUE' column. Rows are numbered 1-40. Includes handwritten data entries such as 130, 40, 150, 2, 36, 180, 970 for row 1.

* This will include only such cheese as is made upon the farm. Milk sent to cheese factories will be regarded as milk sold off the farm.

2nd copy

44-5

SEP 23 1870

State of Missouri, enumerated by me on the fifth day of July 6th 1870. Hermann Steines, Ass't Marshal.

YEAR ENDING JUNE 1, 1870.

Table with 52 columns (25-52) and 40 rows (1-40). Columns include categories like POTATOES, DAIRY PRODUCTS, SEED, SUGAR, BEES, and TOTAL VALUE. Rows contain numerical data for each category.

70. 3355 72. 1940. 2991. 200. 20. 50.400 4500. 27365.

* This will include only such cheese as is made upon the farm. Milk sent to cheese factories will be regarded as milk sold off the farm.

State of Missouri, enumerated by me on the 1st day of June, 1870.

Julius Walke, Ass't Marshal.

YEAR ENDING JUNE 1, 1870.

TOTAL VALUE.

Cotton.	Wool.	Figs and Hens.	POTATOES.		Orchard products.	Wine.	Produce of Market Gardens.	DAIRY PRODUCTS.			SEED.					SUGAR.			BEES.		Forest products.	Value of Home Manufactures.	Value of animals slaughtered or sold for slaughter.	Estimated value of all farm produce - all farm produce - terms and additions to stock.					
			Irish.	Sweet.				Butter.	Cheese.*	Milk sold.	Hay.	Clover.	Grass.	Hops.	Hemp.	Flax.	Flax-seed.	Silk cocoons.	Maple.	Cane.					Molasses.	Wax.	Honey.		
Dales (453 lbs.)	Lbs.	Dush.	Dash.	Bush.	Dolls.	Gallons.	Dolls.	Lbs.	Lbs.	Gallons.	Tons.	Bush.	Bush.	Lbs.	Tons.	Lbs.	Dush.	Lbs.	Lbs.	Ehds. (1,000 lbs.)	Gallons.	Lbs.	Lbs.	Dolls.	Dolls.	Dolls.	Dolls.		
25	26	27	28	29	30	31	32	33	34	35	36	37	38	39	40	41	42	43	44	45	46	47	48	49	50	51	52		
			150				50	100																		70	1530	1	
			175																								70	200	2
			100				100																				60	350	3
			300																									100	4
																											35	40	5
			250				200																				120	180	6
			300								40																200	300	7
			200																								50	250	8
																											60	600	9
			150								10																120	280	10
											3																50	700	11
																											30	1300	12
							1500																					400	13
			250				400																				60	320	14
			700					150			100																500	80	15
								150																			55	190	16
			50																									350	17
			50																									1500	18
																												160	19
																												340	20
																												280	21
																												100	22
																												190	23
			80								15																60	70	24
																												60	25
			300																								50	114	26
			500																									380	27
																												190	28
																											140	234	29
																											150	330	30
			200					200			30																200	190	31
			100																								80	260	32
			200																								100	340	33
			300																								200	180	34
			75					300																			350	260	35
			800																								100	190	36
			400					100																			250	194	37
			600					400			40																700	130	38
								200			20																600	160	39
			200								15																500	170	40
			8430				2200	1600			583															4950	13198		
																										4950	18148		

* This will include only such cheese as is made upon the farm. Milk sent to cheese factories will be regarded as milk sold off the farm. Add totals of cols 49+51 to Totals

State of Missouri, enumerated by me on the 20th day of June, 1870.

Julius Volk, Ass't Marshal.

YEAR ENDING JUNE 1, 1870.

Main data table with columns for various agricultural products (Cotton, Wool, Peas and Beans, Potatoes, Orchard products, Wine, Produce of Market Gardens, Dairy Products, Seed, Hemp, Flax, Sugar, Bees, Forest products, Value of Home Manufactures, Value of animals slaughtered or sold for slaughter, Estimated value of all farm production, including out-tions to stock) and rows numbered 1 to 40.

Summary row with handwritten totals: 1240, 6100, 1000, 500, 2162, 5530, 614, 1200, 10117, 52325

* This will include only such cheese as is made upon the farm. Milk sent to cheese factories will be regarded as milk sold off the farm.

State of Missouri, enumerated by me on the 22nd day of June, 1870.

Julius Kolbe, Ass't Marshal.

YEAR ENDING JUNE 1, 1870.

YEAR ENDING JUNE 1, 1870.																									TOTAL VALUE.				
Cotton. Bales (450 lbs.)	Wool. Lbs.	Peas and Beans. Bush.	POTATOES.		Orchard products. Dolls.	Wine. Gallons.	Produce of Market Gardens. Dolls.	DAIRY PRODUCTS.			SEED.			SUGAR.					BEES.		Forest products. Dolls.	Value of Home Manufactures. Dolls.	Value of animals slaughtered or sold for slaughter. Dolls.	Estimated value of farm implements and addi- tions to stock. Dolls.					
			Irish. Bush.	Sweet. Bush.				Butter. Lbs.	Cheese.* Lbs.	Milk sold. Gallons.	Hay. Tons.	Clover. Bush.	Grass. Bush.	Hops. Lbs.	Hemp. Tons.	Flax. Lbs.	Flax-seed. Bush.	Silk cocoons. Lbs.	Maple. Lbs.	Cane. Hhds. (1,000 lbs.)					Molasses. Gallons.	Wax. Lbs.	Honey. Lbs.		
25	26	27	28	29	30	31	32	33	34	35	36	37	38	39	40	41	42	43	44	45	46	47	48	49	50	51	52		
			300		500																						120	1250	
			250		400			150																			400	900	
			170		200			100																			100	900	
								200																			150	500	
	30		150					200																			200	700	
			100					200			15																300	1800	
	40							200			10																350	2500	
								250			5																125	1200	
			200					200			20																300	1800	
					200						25																300	1500	
			400																								100	200	
			250		100			150			40																250	2700	
			150																								100	300	
			400																									500	
								200			10																150	1300	
			200					100			6																400	1100	
								150																			50	800	
											8																165	700	
			75																									300	
			800					200																800		200	2400		
			100																								150	1800	
			300					200																			300	1200	
			100					300			8																250	1300	
			300					400			20																350	2000	
			200								5																1200	2700	
			400					300			15																200	1600	
								200			10																400	1300	
								150			6																50	500	
			400		150			100																				1000	
			200				100	200																			200	1100	
			200				200	300			8																400	1200	
								200																			200	2000	
								300			4																75	600	
								200			10																160	1100	
			200					250			8																200	2400	
								400			70																300	900	
					300						70																75	2400	
					250		100	200																			100	800	
			100					250			4																	600	
50			5945		1950	350	200	8050			377															800	8370	49950	
																												8370	58370
																												800	59170

* This will include only such cheese as is made upon the farm. Milk sent to cheese factories will be regarded as milk sold off the farm.

SCHEDULE 3.—Productions of Agriculture in St. Ferdinand Township, in the County of St. Louis, in the

Post Office: Baden



Table with columns: Name of Agent, Owner, or Manager; ACRES OF LAND (Improved, Undimproved); PRESENT CASH VALUE (Of farm, Of farming implements and machinery); Total amount of wages paid during the year; LIVE STOCK, JUNE 1, 1870 (Horses, Mules and Asses, Milch Cows, Working Oxen, Other Cattle, Sheep, Swine, Value of ALL live stock); PRODUCE DURING THE YEAR (WHEAT: Spring, Winter, Rye, Indian Corn, Oats, Barley, Buckwheat, Rice, Tobacco).

Summary row at the bottom of the table with totals for various categories.

State of Missouri, enumerated by me on the 24th day of June, 1870.
Julius W. McKee, Ass't Marshal.

YEAR ENDING JUNE 1, 1870.

Cotton.	Wool.	Fens and Demers.	POTATOES.		Orchard products.	Wine.	Produce of Market Gardens.	DAIRY PRODUCTS.			Hay.	SEED.		Hemp.	Flax.	Flax-seed.	Silk cocoons.	SUGAR.			BEES.		Forest products.	Value of Home Manufactures.	Value of animals slaughtered for sale for slaughter.	TOTAL VALUE.					
			Bales (450 lbs.)	Lbs.				Bush.	Bush.	Bush.		Dolls.	Gallons.					Dolls.	Lbs.	Lbs.	Gallons.	Tons.					Bush.	Bush.	Lbs.	Tons.	Lbs.
25	26	27	28	29	30	31	32	33	34	35	36	37	38	39	40	41	42	43	44	45	46	47	48	49	50	51	52				
								200			70															100	1500	1			
																											100	1800	2		
			200	175			150	200																			50	800	3		
			150	180			300	150																					700	4	
											120																300	2700	5		
								150			65																300	2500	6		
			50					100																					500	7	
																													350	8	
																											100	500	9		
			100					400			75																300	2300	10		
			300		100			1000	2000		70																300	1500	11		
			100					100																				50	400	12	
			200																									150	600	13	
																											200	500	14		
																													300	15	
			100					150			15																75	700	16		
			100								40																100	1200	17		
								200																			100	700	18		
								200			60																140	2200	19		
					200			200			20																200	1600	20		
			200					300			40																150	1500	21		
	160							300																			150	2400	22		
	200		200					150			10																150	1800	23		
			400		50						10																100	1500	24		
								300																			250	2000	25		
											8																300	1200	26		
	50							100																			300	700	27		
			150					250			9																400	1900	28		
			100					150																			250	1100	29		
			150																										1000	30	
			200																								250	700	31		
			100					200																			100	500	32		
	365																												500	33	
								150																				100	250	34	
											20																250	70	35		
			150					200			60																75	1250	36		
			250					200			40																150	1100	37		
								200			40																150	1100	38		
								100			20																90	1200	39		
	15				800						150																150	400	40		
	790		3500	355	1150		450	5650	2000		945															5950	45550		5930		
																														57450	

* This will include only such cheese as is made upon the farm. Milk sent to cheese factories will be regarded as milk sold off the farm.



SCHEDULE 3.—Productions of Agriculture in St. Ferdinand Township in the County of St. Louis, in the Post Office: Baden

Table with 24 columns: Name of Agent, Owner, or Manager; ACRES OF LAND (Improved, Woodland, Other unimproved); PRESENT CASH VALUE (Of farm, Of farming implements and machinery, Total amount of wages paid during the year); LIVE STOCK, JUNE 1, 1870 (Horses, Mules and Asses, Milch Cows, Working Oxen, Other Cattle, Sheep, Swine, Value of All Live Stock); PRODUCE DURING THE YEAR (Wheat: Spring, Winter; Rye; Indian Corn; Oats; Barley; Buckwheat; Rice; Tobacco).

1874370 76295700 567517125 733579 49 15 385 6740 8211 26350 600

SCHEDULE 3.—Productions of Agriculture in St. Louis Township, in the County of St. Louis, in the Post Office: St. Louis Missouri

Table with columns: Name of Agent, Owner, or Manager; ACRES OF LAND (Improved, Woodland, Other unimproved); PRESENT CASH VALUE (Of farm, Of farming improvements and machinery); Total amount of wages paid during the year; LIVE STOCK, JUNE 1, 1870 (Horses, Mules and Asses, Milch Cows, Working Oxen, Other Cattle, Sheep, Swine, Value of All Live Stock); and PRODUCE DURING THE YEAR (WHEAT: Spring, Winter, Rye, Indian Corn, Oats, Barley, Buckwheat, Rice, Tobacco).

M. Ryan

SCHEDULE 3.—Productions of Agriculture in St. Louis Township in the County of St. Louis, in the

Post Office: St. Louis, Missouri



1	ACRES OF LAND.			PRESENT CASH VALUE.		7	LIVE STOCK, JUNE 1, 1870.								PRODUCE DURING THE								
	2	UNIMPROVED.		5	6		8	9	10	11	12	13	14	15	WHEAT.		19	20	21	22	23	24	
		3	4												16	17							
	Improved.	Woodland.	Other unimproved.	Of farm.	Of farming implements and machinery.	Total amount of wages paid during the year including value of board.	Horses.	Mules and Asses.	Milk Cows.	Working Oxen.	Other Cattle.	Sheep.	Pigs.	Value of all live stock.	Spring.	Winter.	Rye.	Indian Corn.	Oats.	Barley.	Buckwheat.	Rice.	Tobacco.
	No.	No.	No.	Doll.	Doll.	Doll.	No.	No.	No.	No.	No.	No.	Doll.	Bush.	Bush.	Bush.	Bush.	Bush.	Bush.	Bush.	Lbs.	Lbs.	

1
2
3
4
5
6
7
8
9
10
11
12
13
14
15
16
17
18
19
20
21
22
23
24
25
26
27
28
29
30
31
32
33
34
35
36
37
38
39
40

Garbeck August 30 4,000 100 3 2 7 150 300 40
 Kruse Michael 16 14,000 150 2 3 5 250 60 100
 Godfrey William 50 25,000 150 2 3 7 300 500 75
 Welch Laurence 40 80,000 100 60 1 1 1 110 700 160
 Schlederbach Julius 7 10,000 150 2 1 3 50 20 20
 Connebrook Mary 16 15,000 100 500 2 2 7 250 250 40
 Franke John 6 10,000 110 200 2 1 200
 Behr Edward 6 10,000 100 1 5 80
 Verman Deidrick 6 10,000 150 400 2 2 1 220
 Dawson William 400 100 150,000 100 4,000 4 3 40 20 1,600 1,000
 Nitz Jacob 8 3,000 150 1 75
 Fara Christ 8 12,000 300 250 4 20 1,100 50 60
 Wright D. F. 3 10,000 150 400 1 1 200
 Weisbar Bernan 4 8,000 60 1 1 2 75
 Conrad Hans Sr. 7 1/2 15,000 100 500 1 1 75 5 10
 ——— Hans Jr. 7 1/2 15,000 100 500 1 1 75 5 10
 Foster Eli 30 60,000 300 500 2 200 100
 Latham Richard 4 4,000 75 1 2 50 70 50
 Mungford Edward 5 3,000 150 200 2 1 200 150 50
 Reike Henry 6 1 8,000 100 60 2 200 40
 Heusick Henry 7 9,000 100 300 1 1 180 40
 Rindfleisch Louis 5 10,000 200 1 100 7 18
 Hagen Henry 11 35,000 1,500 900 3 1 300 20 200
 Peters Louis 4 8,000 100 1 1 80
 Bramer William 4 9,000 200 600 3 4 2 400 20
 Papin P. M. 15 20,000 100 300 1 3 1 200 200
 Otto Fred W. 6 1/2 15,000 100 500 1 2 3 180
 Bradmeyer Henry 5 7,000 100 1 1 100
 Artkamp William 10 1 1 12,000 80 10 2 2 150 2 20
 Bregemann Jasper 5 1/4 6,000 80 1 1 100
 Folbe William 10 15,000 400 300 4 3 300 200
 Brown George 5 6,000 80 1 1 1 75 10 25
 Bentzen John 9 15,000 400 3,000 3 2 1 500
 Hunt D. D. 24 20,000 100 60 2 1 200 360 80
 Mead Michael 20 10,000 120 2 9 400 800
 Lagan Patrick 10 8,000 100 300 1 5 250 250 100
 Blectschmidt H. 9 3,000 100 140 2 1 150 12 400
 Taylor Herman 6 3,000 150 2 1 150
 Wea Jacob 6 3,000 90 2 100
 Hlortstutiff William 50 25,000 100 500 4 2 200 200 200 150

88,000 701 2 709,000 1,895 14,700 69 1 1/2 65 967 5 20 5481 1468

State of Missouri, enumerated by me on the 1st day of June, 1870.
J. P. Jordan, Ass't Marshal.

YEAR ENDING JUNE 1, 1870.

Cotton. Bales (50 lbs.)	Wool. Lbs.	Peas and Beans. Bush.	POTATOES.		Orchard products. Dolls.	Wine. Gallons.	Produce of Market Gardens. Dolla.	DAIRY PRODUCTS.			Hay. Tons.	SEED.		Hops. Lbs.	Hemp. Tons.	Flax. Lbs.	Flax seed. Bush.	Silk cocoons. Lbs.	SUGAR.		Molasses. Gallons.	BEES.		Forest products. Dolls.	Value of Home Manufactures. Dolls.	Value of animals slaughtered or sold for slaughter. Dolls.	TOTAL VALUE.		
			Irish. Bush.	Sweet. Bush.				Butter. Lbs.	Cheese.* Lbs.	Milk sold. Gallons.		Clover. Bush.	Grass. Bush.						Maple. Lbs.	Cane. Hhds. (1,000 lbs.)		Wax. Lbs.	Honey. Lbs.				Estimated value of all farm produce not included in the foregoing enumerations to stock. Dolls.		
25	26	27	28	29	30	31	32	33	34	35	36	37	38	39	40	41	42	43	44	45	46	47	48	49	50	51	52		
																											1200	1	
																												700	2
																												500	3
																												700	4
																												600	5
																												600	6
																												800	7
																												800	8
																												600	9
																												600	10
<p>11</p> <p>12</p> <p>13</p> <p>14</p> <p>15</p> <p>16</p> <p>17</p> <p>18</p> <p>19</p> <p>20</p> <p>21</p> <p>22</p> <p>23</p> <p>24</p> <p>25</p> <p>26</p> <p>27</p> <p>28</p> <p>29</p> <p>30</p> <p>31</p> <p>32</p> <p>33</p> <p>34</p> <p>35</p> <p>36</p> <p>37</p> <p>38</p> <p>39</p> <p>40</p>																													
<p>7100</p>																													

Whereby certify that the foregoing returns have been well and truly made, and that the enumeration of Population is full and correct, and all the facts required by law have been fully collected according to the tenor of my oath of office.

*J. P. Jordan, U.S. Deputy Marshal.
 St. Louis, Mo.*

* This will include only such cheese as is made upon the farm. Milk sent to cheese factories will be regarded as milk sold off the farm.

State of Missouri, enumerated by me on the between the 1st & 30th day of June, 1870.

E.H. Jamison, Ass't Marshal.

YEAR ENDING JUNE 1, 1870.

																										TOTAL VALUE.			
Cotton.	Wool.	Peanut and Beans.		POTATOES.		Orchard products.	Wine.	Produce of Market Gardens.	DAIRY PRODUCTS.			SEED.			Hops.	Hemp.	Flax.	Flax-seed.	Silk cocoons.	SUGAR.		Molasses.	BEES.		Forest products.	Value of Home Manufactures.	Value of animals slaughtered or sold for slaughter.	Estimated value of all farm production, including betterments and additions to stock.	
		Bales (450 lbs.)	Lbs.	Bush.	Dush.				Bush.	Dolls.	Gallons.	Dolls.	Dolls.	Lbs.						Lbs.	Gallons.		Tons.	Bush.					Bush.
25	26	27	28	29	30	31	32	33	34	35	36	37	38	39	40	41	42	43	44	45	46	47	48	49	50	51	52		
1																												1	
2																													2
3																													3
4																													4
5																													5
6																													6
7																													7
8																													8
9																													9
10																													10
11																													11
12																													12
13																													13
14																													14
15																													15
16																													16
17																													17
18																													18
19																													19
20																													20
21																													21
22																													22
23																													23
24																													24
25																													25
26																													26
27																													27
28																													28
29																													29
30																													30
31																													31
32																													32
33																													33
34																													34
35																													35
36																													36
37																													37
38																													38
39																													39
40																													40

* This will include only such cheese as is made upon the farm. Milk sent to cheese factories will be regarded as milk sold off the farm.

JUL 25 1870

SCHEDULE 3.—Productions of Agriculture in Division 6 (3rd Ward) St. Louis, in the County of Saint Louis, in the Post Office: Saint Louis Mo.

1	ACRES OF LAND.			PRESENT CASH VALUE.			LIVE STOCK, JUNE 1, 1870.							PRODUCE DURING THE															
	Improved.	UNIMPROVED.		Of farm.	Of farming implements and machinery.	Total amount of wages paid during the year, including value of board.	Horses.	Mules and Asses.	Milch Cows.	Working Oxen.	Other Cattle.	Sheep.	Swine.	Value of all live stock.	WHEAT.			Oats.	Barley.	Buckwheat.	Rice.	Tobacco.							
		No.	Wood-land.												Other unimproved.	Dolls.	Dolls.						Dolls.	No.	No.	No.	No.	No.	No.
	2	3	4	5	6	7	8	9	10	11	12	13	14	15	16	17	18	19	20	21	22	23	24						
Menzel Henry								3					100																
Robinson George L							2						200																
Appleton Geo D							3		1				500																
Ridgely Frank S							2		1				300																
Jay George L							7						150																
Over William C							3		1				500																
Broadhead James O							2		1				300																
McNeil John							4		1				500																
Starkweather C B							2						250																
Warren Will C							3						350																
Tower George J							4		1				600																
Shroeder Frank H							2						200																
Todd Albert							2		1				350																
Fitzsimmons Peter							2		1				250																
Brady Hugh								2	1				250																
Hudson W C							4		1				600																
S Walbr A							1						75																
O'bear Ephraim G							2						300																
O'bear William F							2						300																
Cads James B							4		2				850																
Total of stocks where no farms are reported							333	35	49				204750																
Number of persons owning this stock							43																						

I hereby certify that the foregoing returns have been well and truly made, and that the enumeration of population is full and correct and all the facts required by law have been fully collected according to the terms of my oath of office.

E. E. Jagnebon
 Post Marshal
 Subdivision No 6
 St. Louis Mo.

Total of stocks where no farms are reported }
 Number of persons owning this stock }
 333 35 49 }
 43 }

State of Minnesota, enumerated by me on the 1st & 30th day of June, 1870.

E. H. Jackson, Ass't Marshal.

YEAR ENDING JUNE 1, 1870.

Cotton. Bales (450 lbs.)	Wool. Lbs.	Peas and Beans. Bush.	POTATOES.		Orchard products. Dolls.	Wine. Gallons.	Produce of Market Gardens. Dolls.	DAIRY PRODUCTS.			Hay. Tons.	SEED.		Hogs. Lbs.	Hemp. Tons.	Flax. Lbs.	Flax-seed. Bush.	Silk cocoons. Lbs.	SUGAR.			Wax. Lbs.	Honey. Lbs.	Forest products. Dolls.	Value of Home Manufactures. Dolls.	Value of animals slaughtered or sold for slaughter. Dolls.	TOTAL VALUE.
			Irish. Bush.	Sweet. Bush.				Butter. Lbs.	Cheese.* Lbs.	Milk sold. Gallons.		Clover. Bush.	Grass. Bush.						Maple. Lbs.	Cane. Hhds. (1,000 lbs.)	Molasses. Gallons.						Dolls.
<u>25</u>	<u>26</u>	<u>27</u>	<u>28</u>	<u>29</u>	<u>30</u>	<u>31</u>	<u>32</u>	<u>33</u>	<u>34</u>	<u>35</u>	<u>36</u>	<u>37</u>	<u>38</u>	<u>39</u>	<u>40</u>	<u>41</u>	<u>42</u>	<u>43</u>	<u>44</u>	<u>45</u>	<u>46</u>	<u>47</u>	<u>48</u>	<u>49</u>	<u>50</u>	<u>51</u>	<u>52</u>

* This will include only such cheese as is made upon the farm. Milk sent to cheese factories will be regarded as milk sold off the farm.

SCHEDULE 3.—Productions of Agriculture in St. Louis Sub. 42, in the County of St. Louis, in the Post Office: St. Louis Mo.

Wm Drumhille, Asst. U.S.M.

Name of Agent, Owner, or Manager.	ACRES OF LAND.			PRESENT CASH VALUE.		Total amount of wages paid during the year, including value of board.	LIVE STOCK, JUNE 1, 1870.								PRODUCE DURING THE YEAR.								
	Improved.	UNIMPROVED.		Of farm.	Of farming implements and machinery.		Horses.	Mules and Asses.	Milch Cows.	Working Oxen.	Other Cattle.	Sheep.	Swine.	Value of ALL live stock.	WHEAT.		Rye.	Indian Corn.	Oats.	Barley.	Buckwheat.	Rice.	Tobacco.
		Wood-land.	Other unimproved.												Spring.	Winter.							
No.	No.	No.	Dolls.	Dolls.	Dolls.	No.	No.	No.	No.	No.	No.	No.	Dolls.	Bush.	Bush.	Bush.	Bush.	Bush.	Bush.	Bush.	Lbs.	Lbs.	
1	2	3	4	5	6	7	8	9	10	11	12	13	14	15	16	17	18	19	20	21	22	23	24
Merkel Wm	24			2400	150		2	3					3	200									
Heintzenhach H.	18			1820	100		1	2	2					9	300				50				
Walters Henry	15			400	50		3		2					4	200			100	24				
Ellerbeck Wm	25			1600	200			2	2					2	50								
Clark J.D.B.	376	176		47000	200		5	2	4			77	15	1000				1500					
Varel Henry	20			2000	100		2		1					4	150			50					
Lucking Wm	38			2000	100		3		2					4	100			90					
Noveller Herman	5			1750	100		2		1					2	200			50					
Moellner Rud.	44	2		4400	100		2	2	3					4	240			40					
Hukemeyer Rud.	28	2		4500	150		1	2	1						150			100					
Wolke John Henry	47	10		9400	200		3		3					4	235			200	50				
Schreiner Thos.	87	15		17400	400		3	1	2					25	700								
Lucking Henry	20			2000	100		2		3					4	145			100					
Christie Wm T	150			15000	500		6		6						500								
Brand Louis	6			6000	150		1		1					5	125								
Mallet Frank	11			1000	25		2		2					4	200			500					
Kyle Geo. Jr	10			15000			1		1						125								
Gusphettler M.C.	34			5000			1	2	3					6	100								

I hereby certify that I have carefully completed the Enumeration of population in the 2^d Subdivision & complied with the law & tenor of my oath of office in collecting such other statistics as required

Wm Drumhille
Asst U.S. Marshall

*Whole
population*

945 205 139650 2625 40 13 42 77 95470 2750 124

pl



SCHEDULE 3.—Productions of Agriculture in St Louis Subdiv No 21, in the County of St Louis, in the
 Post Office: 919 Webster St.

Name of Agent, Owner, or Manager.	ACRES OF LAND.			PRESENT CASH VALUE.			LIVE STOCK, JUNE 1, 1870.								PRODUCE DURING THE YEAR.								
	Improved.	UNIMPROVED.		Of farm.	Of farming imple- ments and ma- chinery.	Total amount of wages paid during the year, in- cluding value of board.	Horses.	Mules and Asses.	Milch Cows.	Working Oxen.	Other Cattle.	Sheep.	Swine.	Value of all live stock.	WHEAT.		Rye.	Indian Corn.	Oats.	Barley.	Buckwheat.	Rice.	Tobacco.
		Wood-land.	Other unim- proved.												Dolls.	Dolls.							
	No.	No.	No.	Dolls.	Dolls.	Dolls.	No.	No.	No.	No.	No.	No.	No.	Dolls.	Bush.	Bush.	Bush.	Bush.	Bush.	Bush.	Bush.	Lbs.	Lbs.
1	2	3	4	5	6	7	8	9	10	11	12	13	14	15	16	17	18	19	20	21	22	23	24
1 <i>Haggman Henry</i>	5	<i>Leased</i>		<i>10000</i>		<i>600</i>	<i>1</i>							<i>150</i>									
2 <i>Curran Thomas</i>	3	<i>do</i>		<i>3000</i>		<i>620</i>	<i>1</i>		<i>1</i>					<i>80</i>									
3 <i>Paley Cunningham</i>	8	<i>do</i>		<i>8000</i>		<i>228</i>			<i>1</i>					<i>30</i>									
4 <i>Beatty Wm L. W.</i>	7			<i>21000</i>		<i>1500</i>	<i>2</i>		<i>1</i>					<i>350</i>									
5 <i>Baker Henry</i>	5	<i>Leased</i>		<i>10000</i>		<i>240</i>	<i>2</i>		<i>1</i>					<i>150</i>									
6 <i>Farley Joseph</i>	5	<i>do</i>		<i>10000</i>		<i>240</i>	<i>1</i>		<i>1</i>					<i>30</i>									
7 <i>Atter William</i>	7	<i>do</i>		<i>14000</i>		<i>250</i>	<i>1</i>		<i>1</i>					<i>55</i>									
8																							
9																							
10																							
11																							
12																							
13																							
14																							
15																							
16																							
17																							
18																							
19																							
20																							
21																							
22																							
23																							
24																							
25																							
26																							
27																							
28																							
29																							
30																							
31																							
32																							
33																							
34																							
35																							
36																							
37																							
38																							
39																							
40																							
	40			76000	3678	3678	8		6					845									

St Louis July 29 1870

I hereby certify that this set of Returns was made according to law and instructions.

J. C. Woodruff
 Asst. Marshal

mm

