


SCHEDULE 3.—Productions of Agriculture in Cass Township, in the County of Stone, in the

Post Office: Galena Missouri



1	ACRES OF LAND.			PRESENT CASH VALUE.		7	LIVE STOCK, JUNE 1, 1870.								PRODUCE DURING THE									
	Improved.	UNIMPROVED.		Of farm.	Of farming implements and machinery.		Horses.	Mules and Asses.	Milch Cows.	Working Oxen.	Other Cattle.	Sheep.	Swine.	Value of ALL live stock.	WHEAT.		Rye.	Indian Corn.	Oats.	Barley.	Buckwheat.	Rice.	Tobacco.	
		No.	Wood-land.												Other unimproved.	Dolls.								Dolls.
2	3	4	5	6	7	8	9	10	11	12	13	14	15	16	17	18	19	20	21	22	23	24		
1	20	140		200	5		2	3				25	225											150
2	25	135		400	5		2	1	2	7	15		215	85			140	15						
3	8	30		250	10		2	1	1	1	15		206				20							
4	25	95		400	5		2	2	2	3	28		203	20			200							
5	80			300	10		2	3	1		25		250											
6	22	130		1000	20		2	2	2	19	10		275	215	35		150	75						
7	2	38		100	5		3	2	2		10		210											
8	30	130		1000	20		2	2	1		30		233	30			250							
9	15	65		300	10		7	1	1	4	8		117	17			150							
10	35	108		1500	15		4	3	5	9	30		560	10			250							
11					5		2	1					105											
12					1		1	2	1		10		165											
13	20	60		400	20		3	3	2	7	8		433			150	50							
14	21			31	5		1	1	2	2	6		156	45			300	25						
15	30	30		300			2				28		256				200							
16	12	35		1000	5		2	1	1		6		140				100							
17	85	83		500	10		2	2	1	10	14		257	40			410							
18	100	100		1500	50		5	6	2	12	21		787	60			1000	200						
19	75			750	15		3	4	10	19	60		618	20			200	150						
20	12			120	5		1	1	1		20		171				400	30						
21					5		2	1					175											
22	45	165		200	10		4	3	2	7	20		562	75			600	50						
23							1	2	2	2	8		202											
24	15			150	10		3	2	2		16		177				400							
25	130	194		2000	25		4	3	2	13	75		693	450			2000	600					500	
26					8		1	3	2		32		222				260	25						
27	25	50		500	10		7	3	2	16	26		288	29			100							
28	5			100	5						6		10											
29	40	40		800	10		1	1	2	5	20		170				300	20						
30								1	2		15		55											
31	30			300	20		3	1	3	2	4		481	210			300							
32	50			500	10		6	1	2	6	12		708	125			300							
33	75	175		2000	20		8	5	4	15	30		380	50			500	50						
34	15			150	10		3	2	5		10		220											
35	40	80		500	10		11	3	2	4	12		690	60			100	50						
36	30	60		500	10		3	2	3	5	15		238	35			100	20						
37	48	32		500	10		4	1	3	25	30		448				400							
38	30	180		250	5		3	3	3	13	30		340	195			100							
39	30	130		1000	10		2	2			10		245	25			500							
40	50	130		1000										12			200							
	1216	2465		21220	408		102	74	229	127	250		896	11459	1637	25	11060	1570						500

State of Missouri, enumerated by me on the 19th day of August, 1870.

W W Cushing, Ass't Marshal.

YEAR ENDING JUNE 1, 1870.

1	2	3	POTATOES.		Orchard products.	Wine.	Produce of Market Gardens.	DAIRY PRODUCTS.			SEED.					SUGAR.			BEES.		Forest products.	Value of Home Manufactures.	Value of animals slaughtered or sold for slaughter.	Estimated value of stock, including improvements and additions to stock.	TOTAL VALUE.							
			Irish.	Sweet.				Butter.	Cheese.*	Milk sold.	Hay.	Clover.	Grass.	Hops.	Hemp.	Flax.	Flax-seed.	Silk cocoons.	Maple.	Cane.						Molasses.	Wax.	Honey.				
																													Dolls.	Gallons.	Dolls.	Lbs.
			15				10	400																	30	31	203	1				
								200																			50	40	232	2		
								100																				10	35	20	3	
			20					200													25						30	84	287	4		
																											25	70	55	5		
	10							200																				75	141	409	6	
																												10	52	62	7	
			50					100																				60	119	374	8	
								150																				20	34	209	9	
			20					200													15							75	78	391	10	
																															11	
			20					200													10								105	200	13	
			10					50													25						10	28	338	14		
			17					100																				15	70	208	15	
			20		10			100																				50	40	175	16	
			20																		10							75	50	320	17	
	25		30					200		4											30						50	210	980	18		
	22		10					150																			50	329	1030	19		
			5					100																				20	42	295	20	
																															21	
			22	20	30			200													20							40	155	712	22	
																															23	
			20					100																					7	70	290	24
			40	20				200																					918	2619	25	
			10					200																					125	267	26	
			12					50													20							25	70	178	27	
																															28	
			10																										50	50	271	29
																															30	
			15					100																					84	454	31	
			10					200													10							40	115	467	32	
	30		25					200																				50	280	850	33	
																													42	42	34	
	12		27					100													10							50	100	328	35	
								100																					30	70	230	36
	30		20					100													6							50	102	455	37	
	10							30																					75	103	265	38
	20		10	20				50																					75	52	457	39
																													77	189	40	
	179		420	85	60		10	4100		4											200							1080	4105	14123		

* This will include only such cheese as is made upon the farm. Milk sent to cheese factories will be regarded as milk sold off the farm.

State of Missouri, enumerated by me on the 14th day of August, 1870.

W. W. Cushing, Ass't Marshal.

YEAR ENDING JUNE 1, 1870.

	YEAR ENDING JUNE 1, 1870.																					TOTAL VALUE.								
	Cotton. Bales (450 lbs.)	Wool. Lbs.	Peas and Beans. Bush.	POTATOES.		Orchard products. Dolls.	Wine. Gallons.	Produce of Market Gardens. Dolls.	DAIRY PRODUCTS.			SEED.			Hops. Lbs.	Hemp. Tons.	Flax. Lbs.	Flax-seed. Bush.	Silk cocoons. Lbs.	SUGAR.		Molasses. Gallons.	BEES.		Forest products. Dolls.	Value of Home Manufactures. Dolls.	Value of animals sold for slaughter. Dolls.	Estimated value of all farm produc- tion, including bet- terments and addi- tions to stock. Dolls.		
				Irish. Bush.	Sweet. Bush.				Butter. Lbs.	Cheese.* Lbs.	Milk sold. Gallons.	Hay. Tons.	Clover. Bush.	Grass. Bush.						Maple. Lbs.	Cane. Hhds. (1,000 lbs.)		Wax. Lbs.	Honey. Lbs.						
25	26	27	28	29	30	31	32	33	34	35	36	37	38	39	40	41	42	43	44	45	46	47	48	49	50	51	52			
1			20					100																			112	229	1	
2			20					100																			25	194	2	
3			10					100																			95	56	251	3
4	30		10					150																			95	50	290	4
5	20		10					150																			20	30	410	5
6																														6
7																														7
8																														8
9				10				100																				112	109	9
10																														10
11	24		20					150																			80	84	519	11
12																														12
13																														13
14								150																			100	140	400	14
15	20		10					50																			90	91	230	15
16	10		10					50																						16
17	10		10					500																				50	305	17
18	20		40	40				200																			95	180	557	18
19	20		20	30				211																			95	182	277	19
20	30		20	20				210																			15	50	305	20
21																														21
22																														22
23																														23
24																														24
25																														25
26																														26
27																														27
28																														28
29																														29
30																														30
31																														31
32																														32
33																														33
34																														34
35																														35
36																														36
37																														37
38																														38
39																														39
40																														40
	114		200	90				150																			610	186	1509	


* This will include only such cheese as is made upon the farm. Milk sent to cheese factories will be regarded as milk sold off the farm.

SCHEDULE 3.—Productions of Agriculture in Flat Creek Township, in the County of Stone, in the
 Post Office: Saler Missouri

Name of Agent, Owner, or Manager.	ACRES OF LAND.			PRESENT CASH VALUE.		Total amount of wages paid during the year, including value of board.	LIVE STOCK, JUNE 1, 1870.								PRODUCE DURING THE YEAR.								
	Improved.	UNIMPROVED.		Of farm.	Of farming implements and machinery.		Horses.	Mules and Asses.	Milch Cows.	Working Oxen.	Other Cattle.	Sheep.	Swine.	Value of all live stock.	WHEAT.		Rye.	Indian Corn.	Oats.	Barley.	Buckwheat.	Rice.	Tobacco.
		No.	Wood-land.												Other unimproved.	Dolls.							
1	2	3	4	5	6	7	8	9	10	11	12	13	14	15	16	17	18	19	20	21	22	23	24
1. <u>Ray or Stephen</u>	12			150	6		2	1				7	80				150						100
2. <u>Hawker John</u>							2						40										
3. <u>Blythe Absolom</u>	28			500	10		9	4	4	5	30	35	685		16		400						
4. <u>Esary Isham</u>	12	20		750	6		2					20	200										
5. <u>King Malinda</u>	50	70		2500	10	30	5	4	2	7	20	25	550		20		300	200					
6. <u>Gallagher Mrs</u>	10			60	6		1	1		1		10	125				100						
7. <u>King Joseph M</u>	27	115		900	12	15	3	4	2	3	12	40	514				300	150					
8. <u>Galloway Alex</u>	30			800			7	4		3	14	30	646		90		210	50					
9. <u>James David</u>	60	70		1800			4	2	1	4		30	290		136		200	150					
10. <u>Gardner David</u>								1		1			30										
11. <u>Moss John</u>	25			250	5		2	3	4	1	6	10	382				300						
12. <u>Gaster William</u>							2	1				8	95										
13. <u>Melton Elisha</u>	50	50		300	40	100	9	5	4	3	27	100	1211		55		1100	240					
14. <u>Williams James</u>	28			500				2		3		20	111		8		75						
15. <u>Henson William</u>	30			300	30	30	7	7	7			30	380				1000	150					
16. <u>Henson Elisha</u>							9	1					170										
17. <u>Henson Zachariah</u>	35	15		500	25		6	4	6	4	10	40	940		10		300	40					
18. <u>Hoffman Israel</u>	40	40		800	10		6		2	4	3	60	606				300	60					
19. <u>Drew James</u>							1	1		1			70										
20. <u>Gaster Eli</u>	35	15		600	35		9	5	4	9	24	34	837		50		800	100				200	
21. <u>Hanna Sarah</u>							1	1					30										
22. <u>Galloway Anne</u>	25	40		2500	15	95	2	1	2			75	350		120		200	200					
23. <u>Baird John</u>													35	50									
24. <u>James Joseph H.</u>							1	2	2	1		3	195										
25. <u>Wyles David</u>												1	10	25									
26. <u>Saylor James</u>													7	35									
27. <u>Saylor Zebedee</u>	35			500			3	3		5	7	15	242										
28. <u>Edwards Joshua</u>	10			300			5	2				30	15	355									
29. <u>Smith James</u>							1						8	30									
30. <u>Haynes Lazarus</u>	20			300	20	20	4	2		2	5	22	460		15		600	100				100	
31. <u>Saylor Zebedee</u>	20			300	10		7	6	6	4		20	600		25		200	100					
32. <u>Berry Zephaniah</u>	17			300	100		9	5	2	3		70	995				100	20				50	
33. <u>Saylor Sarah</u>							1	2		1		30	90										
34. <u>Collins Absolom</u>	40	77		150	25		8	7		5	24	50	788		100		300						
35. <u>Saylor Lucinda</u>	58			1000	10		3					10	125				100						
36. <u>Haynes Sarah</u>	30	25		1000			1	1		4		12	175				100						
37. <u>Carr Byron</u>							2	1	4	1	6	14	325										
38. <u>Haynes George</u>	4	156		1000	10		3	1		3		20	280		17		300	200				150	
39. <u>Hughes Sarah</u>													60	70									
40. <u>Haynes William</u>	8	152		1000	10		2	1		3		20	150				250	75					
				840	845		114	8	21	36	89	242	1798	11865	600		800	1755					600

SCHEDULE 3.—Productions of Agriculture in Wet Creek Township, in the County of Stovall, in the

Post Office: Galena Missouri



1	ACRES OF LAND.			PRESENT CASH VALUE.		7	LIVE STOCK, JUNE 1, 1870.								15	PRODUCE DURING THE YEAR.								24		
	Improved.	UNIMPROVED.		Of farm.	Of farming implements and machinery.		Horses.	Mules and Asses.	Milch Cows.	Working Oxen.	Other Cattle.	Sheep.	Swine.	Value of ALL live stock.		WHEAT.		Rye.	Indian Corn.	Oats.	Barley.	Buckwheat.	Rice.		Tobacco.	
		No.	Wood-land.													Other unimproved.	Dolls.									Dolls.
2	3	4	5	6	7	8	9	10	11	12	13	14	15	16	17	18	19	20	21	22	23	24				
1	Edwards William	20			400		4	3	2	3	10	15	400				200								1	
2	Owens William	30	10		500		2	2	2	4	16	20	280				1200								2	
3	Owens Daniel C.	25			R		1						6	34											3	
4	Taylor Thomas	20			200		2	1			4	13	150												4	
5	Matney Sarah	R			"		1	2	2		9	17	135				300								5	
6	Edwards Marion				"		2	2	2		8	8	264				100								6	
7	Edwards Sarah	18	14		500			1		1		13	92				150								7	
8	Elisha Edwards	30	40		1000	25	50	5	1	3	12	18	30	780		40	500								8	
9	Edwards James				"		2	2		2		30	240		10	250									9	
10	Carr Eliza	4			100		1	1					45												10	
11	Smith John						6	3					6	75											11	
12	Harper John						7						5	25											12	
13	Boley George	20	130		3500	45	300	3	2	5	44	45	360				325							30	13	
14	Milson Thomas						1						100												14	
15	Russell George				"		1					3	55				300								15	
16	Gutwiler Peter	40			800	5		2	3		4	17	224												16	
17	Miles John	27	110		800	10		4	1	2	5	35	220				300	210							17	
18	Edwards James	40			150			4	2			20	230				150								18	
19	Taylor Merty	4	16		200			1	2			10	115												19	
20	Taylor James A.	30			1000			4	2		4	20	430				200								20	
21	Kear Thos. Smith				"			2	1	2	2	4	295				150	35							21	
22	Edwards Eliza	21	18		600			4	3			15	18	200			300	20							22	
23	Welch James							2	1	4			25	250												23
24	Carney Burton	30	33		600	20		1	2	2		16	20	252			500	200							24	
25	Milson Leroy				"			1	3		3		25	280			250	50							25	
26	Rockwell Lewis	24	25		3000	30		3					25	251											26	
27	Hogarty Wm	25	50		7000	10		5	2	3			20	395			300								27	
28	Berry Patrick C.	100	135		2000	25		9	2		33	8	50	1495			400	150							28	
29	Potter Hester	120	200		3000	130	55	11			41	16	50	1682		220	1300	200							29	
30	Pitts Mexico	25	22		1400			5	5		3		150	690											30	
31	Cooney John W.	5			65			4	2				17	217											31	
32	Smith Samuel	14			100			1	2	2	4		9	291			200								32	
33	Baker James	8			200			2			2	7	10	150			200								33	
34	Smith James				"			2					150				300								34	
35	Shepherd Ada	25	15		250	5		5	6	2	4		25	657			200								35	
36	Milson James	25	35		800	10		1	1			24	17	192			600	20							36	
37	Clifton Thomas							5	5		3		17	1187											37	
38	Roberson Joseph							4	1	3				375											38	
39	Hampton Willis	20			400			1					100												39	
40	Smith Osham W.	5			50			1	1				100												40	
		965	949		24485	345	405	97	3	60	16	131	218	775	12105		270	9145	1385					20		

State of Missouri, enumerated by me on the 10 to 14th days of August, 1870.


W W Cushing, Ass't Marshal.

YEAR ENDING JUNE 1, 1870.																									TOTAL VALUE.									
Cotton. Bales (450 lbs.)	Wool. Lbs.	Peas and Beans. Bush.	POTATOES.		Orchard products. Dolls.	Wines. Gallons.	Produce of Market Gardens. Dolls.	DAIRY PRODUCTS.			SEED.			Hops. Lbs.	Heup. Tons.	Flax. Lbs.	Flax seed. Bush.	Silk cocoons. Lbs.	SUGAR.		BEES.		Forest products. Dolls.	Value of Home Manufactures. Dolls.	Value of animals slaughtered or sold for slaughter. Dolls.	Estimated value of all farm produc- tion, including bet- terments and addi- tions to stock. Dolls.								
			Irish. Bush.	Sweet. Bush.				Butter. Lbs.	Cheese.* Lbs.	Milk sold. Gallons.	Hay. Tons.	Clover. Bush.	Grass. Bush.						Maple. Lbs.	Cane. Hhds. (1,000 lbs.)	Molasses. Gallons.	Wax. Lbs.					Honey. Lbs.							
25	26	27	28	29	30	31	32	33	34	35	36	37	38	39	40	41	42	43	44	45	46	47	48	49	50	51	52							
								100																	410	98	253	1						
	30							30																		75	220	883	2					
																													3*					
																													4*					
																											70	220	5					
																											28	78	6					
																											35	110	7*					
	30		30	10				200													8					26	330	950	8					
											5											8				20	105	361	9					
																						15							10*					
																													11					
																													12					
																													13					
																						3						394	13					
																													14					
																											412	192	15					
																													16*					
			6	6																							20	70	356	17				
																											10	70	155	18				
																													19*					
	50		20					30																			20	70	376	20				
																												28	120	21				
								100																			210	105	320	22				
																													23					
	100	10						100														8					30	70	506	24				
				20				100														15					30	246	25					
																													26*					
			27	27				100			4											8					65	283	27					
	21		20		30			200			4											10					110	65	330	28				
			15	15				100																				300	1650	29				
																													785	30				
																												56	56	31				
																												70	120	32				
																											24	50	134	33				
				30																		3							200	34				
																						10					10	56	280	35				
								100														8								36				
																						10					140	1120	36	73				
																														37	142			
																														38				
																														39*				
																														40*				
100	141	24	118	81	50			1180			13									3												384	2221	9123

* This will include only such cheese as is made upon the farm. Milk sent to cheese factories will be regarded as milk sold off the farm.

SCHEDULE 3.—Productions of Agriculture in Flat Creek Township the County of Stone, in the

Post Office: Salina Mo



1	Name of Agent, Owner, or Manager.	ACRES OF LAND.			PRESENT CASH VALUE.		7	LIVE STOCK, JUNE 1, 1870.							PRODUCE DURING THE							24		
		2	UNIMPROVED.		5	6		8	9	10	11	12	13	14	15	WHEAT.		18	19	20	21		22	23
			3	4												16	17							
No.	Improved.	Woodland.	Other unimproved.	Dolls.	Dolls.	Dolls.	Horses.	Mules and Asses.	Milk Cows.	Working Oxen.	Other Cattle.	Sheep.	Swine.	Value of ALL live stock.	Bush.	Bush.	Bush.	Bush.	Bush.	Bush.	Bush.	Lbs.	Lbs.	
1	Stallins Ephraim	130	130		2500	10	50	4	1	2	2		2	30	519		50	30	1000	20				
2	Cleifton John	15	30		400	5		4		2	6			15	360				200					
3	Mills Matilda	27	27		3000	10		3		2	6	5	55	350					300	95				
4	McDowell James	15	1		400	12		1		1				12	124									
5	Cole Andrew							1		2	2			12	155									
6	Webster Wm	63	94		3500	40		10		4	1	25	60	675		210		200	300					
7	Summers Price	30	80		2500	10		5		2	4	14	25	2100		50		300	20					
8	Stone Woodrow	30	70		1200	10		3		2	4	21	30	467		20		150						
9	Carney David	15	70		700			2		1	4	4	20	244				75	25					
10	Stannis Elias	10	70		500			1		2	3			12	170				50	50				
11	Stone Wm J.	20	72		1000	15		3		4	4	20	30	518				350						
12	Saugton Mariah	17	63		400	5		2		3	2	2	18	20	575				100	25				
13	Taylor Valentin	30			800	10		4		3	4	14	25	478		110		300	100					
14	Stone John W.	60	72		2000	20		3		4	2	4	18	410	740		50		300	120				
15	Stone John S.	30	107		1500	10		1		2	2	20	25	223		60		250						
16	Stone Wm G.	RS			RS	10		5		3	4	8	30	387		30		400	100					
17	Sauter Joseph	20	14		2100	5				1				4	50			200						
18	Morris Cassa	"						1		1	1			20	134				100	20				
19																								
20																								
21																								
22																								
23																								
24																								
25																								
26																								
27																								
28																								
29																								
30																								
31																								
32																								
33																								
34																								
35																								
36																								
37																								
38																								
39																								
40																								

Handwritten totals at the bottom of the page: 418, 900, 11300, 172, 50, 65, 1, 39, 15, 45, 169, 433, 6652, 410, 5075, 855.

State of Missouri, enumerated by me on the 11th 16 day of August, 1870.

W W Cushing, Ass't Marshal.

YEAR ENDING JUNE 1, 1870.

Cotton. Bales (450 lbs.)	Wool. Lbs.	Peas and Beans. Bush.	POTATOES.		Orchard products. Dolls.	Wine. Gallons.	Produce of Market Gardens. Dolls.	DAIRY PRODUCTS.			Hay. Tons.	SEED.		Hops. Lbs.	Hemp. Tons.	Flax. Lbs.	Flax-seed. Bush.	Silk cocoons. Lbs.	SUGAR.		Molasses. Gallons.	BEES.		Forest products. Dolls.	Value of Home Manufactures. Dolls.	Value of animals slaughtered or sold for slaughter. Dolls.	TOTAL VALUE. Dolls.		
			Irish. Bush.	Sweet. Bush.				Butter. Lbs.	Cheese.* Lbs.	Milk sold. Gallons.		Clover. Bush.	Grass. Bush.						Maple. Lbs.	Cane. Hhds. (1,000 lbs.)		Wax. Lbs.	Honey. Lbs.						
25	26	27	28	29	30	31	32	33	34	35	36	37	38	39	40	41	42	43	44	45	46	47	48	49	50	51	52		
			10		25			200																	25	219	889	1	
			10		25																				20	50	170	2	
			10	30	10			100																	30	70	310	3	
																												121	4
																													5
	25		30	30				500		3											8				100	210	207	902	6
	12		10					100													8				15	25	84	352	7
	70							100																		75	105	325	8
																											105	155	9
				10				100													8				20	35	140	10	
	24		30																						60	154	410	11	
					10			50																		30	100	12	
	28							100		2																25	35	2144	13
	30		30					100		2																85	218	918	14
	25		20					100																		50	56	346	15
	12		10																							40	128	573	16
								100																			50	150	17
																										10	50	130	18
																													19
																													20
																													21
																													22
																													23
																													24
																													25
																													26
																													27
																													28
																													29
																													30
																													31
																													32
																													33
																													34
																													35
																													36
																													37
																													38
																													39
																													40
	220		120	100	45			150		9															475	1594	6105		

* This will include only such cheese as is made upon the farm. Milk sent to cheese factories will be regarded as milk sold off the farm.

SCHEDULE 3.—Productions of Agriculture in James Township, in the County of Stone, in the

Post Office: Galena Mo



Name of Agent, Owner, or Manager.	ACRES OF LAND.			PRESENT CASH VALUE.		Total amount of wages paid during the year, including value of board.	LIVE STOCK, JUNE 1, 1870.								PRODUCE DURING THE										
	Improved.	UNIMPROVED.		Of farm.	Of farming implements and machinery.		Horses.	Mules and Asses.	Milch Cows.	Working Oxen.	Other Cattle.	Swine.	Value of All live stock.	WHEAT.		Rye.	Indian Corn.	Oats.	Barley.	Buckwheat.	Rice.	Tobacco.			
		No.	Wood-land.											Other unimproved.	Dolls.								Dolls.	Dolls.	No.
1	2	3	4	5	6	7	8	9	10	11	12	13	14	15	16	17	18	19	20	21	22	23	24		
Bowman Andrew	40	30	100	1300	15		3		3	1	12	40	203				2100				8			1	
Bowman John G	10			200			4	1	1		2		20	160				200							2
Beal James	R			R					2				12	65				300							3
Williams John M							2	1	12	20	20		10	1380											4
Stely Elijah G	20			400	5		1				2		13	138											5
Bowman Jephtha							3				2	3	8	195				300	350						6
Hammill Jossie W							2							110											7
Cox Elizabeth	16			300			2		4		8	9	30	300				300	10						8
Kimberlin Wm W							2		2		4		12	304				400							9
Pinkley Rachel							2		2		2		12	162				100							10
Bowman China	60	80		1000	10	50	6		3		6	15	45	510				250	10						11
Slone Daniel	2	118		300									20	50				250							12
Kindall John W	20			800	10		4	2	1				15	410				400							13
Pitts Alfred							1		2	2		5	1	159											14
Adair Henry G	8			300					2	2			23	118		70		600							15
Adair James										2			10	30				200							16
Rice David	21	111		800	40		2		3		15	16	37	497				500						100	17
Pitts Martin V	25			300	10		6		2				25	400				300							18
Proter Benj G	37			300	20		2	1	2		2		30	330											19
Gore James	5			100			1							75											20
Goy Ephraim	22			132			2		1	4	4		70	420				300							21
Stewart Henry W	15	175		300	10				1	2	1		24	138		28									22
Allen Nathan	20			200	10		1	2	2			3	25	523				600							23
Slone Daniel	3	153		300									20	20				50						40	24
Petersen Thos W	40	132		1000	5		4		3		2		50	425		30		250							25
Bowman John L	40	80		1000	25		11	2	8		3	14	30	890		40		1100							26
Mason Richard							4		1					325				300							27
Emerson Asher	25	30		990	15		4		4		1		40	595				600							28
Bryant Rachel	10	29		300					1		1		10	50				100							29
Jones Heskiah	30	40		800	25	10	3		4		5	14	30	308				700						30	30
Jones Lewis					5		1		1		1	6	18	99				300						25	31
Bowman Jephtha G	10			105	5		2		2		2	9	35	239				300							32
Roberts McCoy	17			300	25		3	1	3		2	20	24	382				300							33
Roberts Wron							2							185				300							34
Hembree Wm		30		100	15		3		4			15	10	270											35
Woodsen Tho	14	43		300			5		2				12	364											36
Harding Isaac							2						2	125											37
May David	14			300	5		1						6	80											38
May James K.P	60	80		300	8		4		3		2		20	380		11		150							39
May John	7			90					1	1				50											40
		621		1405		65	88		10	68	10	68	104	816		199		1000		70		8		215	

State of Missouri, enumerated by me on the 19th to 25th days of July, 1870.

Mr. W. H. ..., Ass't Marshal.

YEAR ENDING JUNE 1, 1870.

Cotton.	Wool.	Pens and Decans.	POTATOES.		Orchard products.	Wine.	Produce of Market Gardens.	DAIRY PRODUCTS.				SEED.			SUGAR.				BEES.		Value of animals slaughtered.	TOTAL VALUE.							
			Irish.	Sweet.				Butter.	Cheese.*	Milk sold.	Hay.	Clover.	Grass.	Hops.	Hemp.	Flax.	Flax-seed.	Silk cocoons.	Maple.	Cane.			Molasses.	Wax.	Honey.	Forest products.	Value of Home Manufactures.		
Bales (450 lbs.)	Lbs.	Dash.	Bush.	Bush.	Dolls.	Gallons.	Dolls.	Lbs.	Lbs.	Gallons.	Tons.	Bush.	Bush.	Lbs.	Tons.	Lbs.	Dash.	Lbs.	Hhds. (1,000 lbs.)	Gallons.	Lbs.	Lbs.	Dolls.	Dolls.	Dolls.	Dolls.			
25	26	27	28	29	30	31	32	33	34	35	36	37	38	39	40	41	42	43	44	45	46	47	48	49	50	51	52		
	60																									100	334	1	
																											21	121	2
			100																								90	320	3
																											60	60	4
																												187	5
	12																											187	6
																													7
	15		10	10				100													15						80	389	8
			8	10				50																			60	294	9
	50																										30	105	10
	30				50			150																			120	342	11
																											50	175	12
			30	20				50																			90	800	13
																													14
																													15
																													16
			50	20	30			100																			180	522	17
			50	25				100																			120	270	18
																													19
																											100	100	20
																											50	200	21
																											36	61	22
																											96	396	23
																											25	60	24
			20					100																			90	325	25
			40					100			2																90	408	26
			10					50																			30	116	27
			40	10																							178	508	28
																											24	174	29
	25		50	50				100																			66	618	30
			12	12				50																			36	226	31
	3																											186	32
	36																										88	284	33
																												150	34
																													35
																												362	36
																													37
																													38
	50		25					50																			30	165	39
																													40
100	181		320	272	90			1000																				1920	8368

* This will include only such cheese as is made upon the farm. Milk sent to cheese factories will be regarded as milk sold off the farm.

SCHEDULE 3.—Productions of Agriculture in James Township, in the County of Stone, in the

Post Office: Calumet



1	ACRES OF LAND.			PRESENT CASH VALUE.		7	LIVE STOCK, JUNE 1, 1870.								PRODUCE DURING THE YEAR.									
	Improved.	UNIMPROVED.		Of farm.	Of farming implements and machinery.		Total amount of wages paid during the year, including value of board.	Horses.	Mules and Asses.	Milch Cows.	Working Oxen.	Other Cattle.	Sheep.	Swine.	Value of ALL live stock.	WHEAT.		Rye.	Indian Corn.	Oats.	Barley.	Buckwheat.	Rice.	Tobacco.
		No.	Wood-land.													Other unimproved.	Dolls.							
2	3	4	5	6	7	8	9	10	11	12	13	14	15	16	17	18	19	20	21	22	23	24		
1	Spurgeon Willis	16	144		600	10		5	3	3	20	28	440				200						50	
2	Snowden Joseph	10	150		300	10		2					10	110			30							
3	Snowden John	40	120		300																			
4	Snowden Chas.							3	1				2	150										
5	Wray John	40	150		1150	15		2	2	2			25	250			400							
6	Yunis Alex.							1	1				5	70										
7	Waterfall Saml.							2					5	125										
8	Lowb Berg		100		100			3					5	175										
9	Rhodes William								2	1	1		2	240										
10	Roberson Jacob							1	2	2	4			360			75							
11	Fox Chas. D.							6	3	3			10	415			100							
12	Tragier Curran							2	1				10	125										
13	Stanley John							2	1					125										
14	James Martin								1	1			4	55										
15	White Hannah							1	2	1			2	135										
16	Compton Oliver										8			300										
17	Johnson James							1	2					125										
18	Butler Albert N	20	50		1000	25		2	2	2		6	50	435		40	200						200	
19	Butler Wilson	75	105		3000	50		7	6	4	35	30	100	1885		125	300							
20	Butler James	10	64		1000	25		3	3	2	5	6	30	449		30	200						200	
21	Langley Robert B							1		2				120			150							
22	High Andrew J	3	135		100						3		12	48										
23	Switzer Henry B							2	2	1				180										
24	Anger Thos Wm							2	1					85										
25	Angler Edmund								2	6	2			260										
26	Kisch John W							3	1	4				305										
27	Aspier W W							1		2				150										
28	Clark John								2	1				130										
29	Berry Isaac							1	1	4	4			305										
30	Rhodes Sarah	35	125		800												400							
31	Mahery Reuben	35	25		1200	15		1	1			6	20	109			700							
32	Philibert Eliza	42	100		1300	25		4	5	4	1	32	40	586			800							
33	Philibert Joseph	70	70		3000	15		8	8	2	3		30	485			150							
34	Philibert Adolphe							3	3	1				20	160			200						
35	Horn Jacob	40	80		500			3	4	4			30	300			400							
36	Horn Malinda	20	60		900			2	1	4			12	165			100							
37	Roberson John							1	1					100	385									
38	Horn David SR	25			300			2	3	3	8		22	188			100							
39	Mercely James							2						130										
40	Hill Saml B								2	1				50										
		483	1065		1550	190		55	46	14	70	108	444	6628		195	495						450	

SCHEDULE 3.—Productions of Agriculture in James township, in the County of Stone, in the

Post Office: Galena



	Name of Agent, Owner, or Manager.	ACRES OF LAND.			PRESENT CASH VALUE.		Total amount of wages paid during the year, including value of board.	LIVE STOCK, JUNE 1, 1870.								PRODUCE DURING THE YEAR.										
		UNIMPROVED.			Of farm.	Of farming implements and machinery.		Horses.	Mules and Asses.	Milch Cows.	Working Oxen.	Other Cattle.	Sheep.	Swine.	Value of all live stock.	WHEAT.		Rye.	Indian Corn.	Oats.	Barley.	Buckwheat.	Rice.	Tobacco.		
		Improved.	Wood-land.	Other unimproved.												Spring.	Winter.									
		No.	No.	No.	Dolls.	Dolls.		Dolls.	No.	No.	No.	No.	No.	No.	Dolls.	Bush.	Bush.	Bush.	Bush.	Bush.	Bush.	Dash.	Lbs.	Lbs.		
1	2	3	4	5	6	7	8	9	10	11	12	13	14	15	16	17	18	19	20	21	22	23	24			
1	<u>Gates John P</u>	<u>20</u>	<u>18</u>		<u>225</u>	<u>5</u>		<u>6</u>	<u>2</u>	<u>3</u>		<u>15</u>	<u>318</u>												1	
2	<u>Bauman W. D.</u>	<u>21</u>			<u>21</u>			<u>4</u>	<u>1</u>	<u>5</u>	<u>5</u>	<u>5</u>	<u>155</u>													2 #
3	<u>Parker James D.</u>				<u>"</u>			<u>1</u>	<u>2</u>	<u>2</u>		<u>17</u>	<u>147</u>													3 #
4																										4
5																										5
6																										6
7																										7
8																										8
9																										9
10																										10
11																										11
12																										12
13																										13
14																										14
15																										15
16																										16
17																										17
18																										18
19																										19
20																										20
21																										21
22																										22
23																										23
24																										24
25																										25
26																										26
27																										27
28																										28
29																										29
30																										30
31																										31
32																										32
33																										33
34																										34
35																										35
36																										36
37																										37
38																										38
39																										39
40																										40
		<u>20</u>	<u>18</u>		<u>225</u>	<u>5</u>		<u>11</u>	<u>5</u>	<u>5</u>	<u>5</u>	<u>5</u>	<u>57</u>	<u>620</u>												

#

State of Missouri, enumerated by me on the 19 to 25th day of July, 1870.

W. H. Henshaw, Ass't Marshal.

YEAR ENDING JUNE 1, 1870.																															TOTAL VALUE.
Cotton. (Bales 450 lbs.)	Wool. Lbs.	Tans and Peas. Bush.	POTATOES.		Orchard products. Dolls.	Wine. Gallons.	Produce of Market Gardens. Dolls.	DAIRY PRODUCTS.			SEED.			SUGAR.					BEES.		Forest products. Dolls.	Value of Home Manufactures. Dolls.	Value of animals slaughtered or sold for slaughter. Dolls.	Estimated value of stock on hand, includ- ing additions and sub- tractions to stock. Dolls.							
			Irish. Bush.	Sweet. Bush.				Butter. Lbs.	Cheese.* Lbs.	Milk sold. Gallons.	Hay. Tons.	Clover. Bush.	Grass. Bush.	Hoys. Lbs.	Henp. Tons.	Flax. Lbs.	Flax seed. Bush.	Silk cocoons. Lbs.	Maple. Lbs.	Cane. Hds. (1,000 lbs.)					Molasses. Gallons.	Wax. Lbs.	Honey. Lbs.				
25	26	27	28	29	30	31	32	33	34	35	36	37	38	39	40	41	42	43	44	45	46	47	48	49	50	51	52				
1	200							200																		70	190	1			
2																										30	80	2			
3								200																			150	3			
4																												4			
5																												5			
6																												6			
7																												7			
8																												8			
9																												9			
10																												10			
11																												11			
12																												12			
13																												13			
14																												14			
15																												15			
16																												16			
17																												17			
18																												18			
19																												19			
20																												20			
21																												21			
22																												22			
23																												23			
24																												24			
25																												25			
26																												26			
27																												27			
28																												28			
29																												29			
30																												30			
31																												31			
32																												32			
33																												33			
34																												34			
35																												35			
36																												36			
37																												37			
38																												38			
39																												39			
40																												40			
	200							400																		100	1200				

* This will include only such cheese as is made upon the farm. Milk sent to cheese factories will be regarded as milk sold off the farm.

SCHEDULE 3.—Productions of Agriculture in Rice Township in the County of Stone, in the

Post Office: Galena Mo

SEP 12 1870

Name of Agent, Owner, or Manager.	ACRES OF LAND.			PRESENT CASH VALUE.		Total amount of wages paid during the year, including value of board.	LIVE STOCK, JUNE 1, 1870.								PRODUCE DURING THE									
	Improved.	UNIMPROVED.		Of farm.	Of farming implements and machinery.		Horses.	Mules and Asses.	Milch Cows.	Working Oxen.	Other Cattle.	Sheep.	Swine.	Value of all live stock.	WHEAT.		Rye.	Indian Corn.	Oats.	Barley.	Buckwheat.	Rice.	Tobacco.	
		No.	Wood-land.												Other unimproved.	Dolls.								Dolls.
1	2	3	4	5	6	7	8	9	10	11	12	13	14	15	16	17	18	19	20	21	22	23	24	
Anderson John	45	120		500	30	50	4	5	2	1	24	65	538		150		200							
Richard Albert	30	80	10	300	10		4	2		3	13	210	30		34		500	15						
Brown Rufus B.	100	60	21	1250		50	7	3	8	6		14	985		180		400	100						
Cumpley	16			500	5		3	3		3	7	5	256		62		130							
Rhodes Catherine							3	2		2	11	3	375				100							
Reynolds Henry	50	48		1000	5		2	3	4	3	12	20	307		110		300							
Howard Geo.	15	82		400	5		5	3		4	18	20	387		120		500							
Short John	200	20		1350	25		7	5	2	11	49	28	768		221		600	500						
Steel John	70	70		2000	10		4	4	2	4	213	40	550		133		900	130						
Houser James							2	1		1	10	40	280		42		150	100						
Murphy James	20			100	10		4	2			30	40	205		130		500	200					200	
Rapp James M.	45	20		500			2	3			18	20	241		25		900							
Stevens David					10		5	2		2		40	298				500	150						
Sanders Rena	40	60		500	25		5	3		2	9	14	573		46		200							
Caton Wm.	40			1100	15		3	3		2	9	14	375		50		200							
Long Joseph					10		6	5		3	20	30	518		60		300	50						
Henry Sarah	16	44		200	5		2	1	3	3	00	20	215				100	50						
Long Wm.	60	100		1000	5		3					20	190		105		650	150						
Dorothy John					5		4	1		2		10	290				100	50						
Henry Joseph	16			140	5		2	1		3	10	16	240				300	50						
Leibetter Lewis	15			150	5		1	1		3		19	120				250	50						
Sant Chas. M.	15			150	15					2		2	35	104										
Reid Samuel	20			200			2	3		2	7	25	250				100							
Hood Alex.	40	40		300	5		3	2	2	1	25	16	420		64		300							
Waldrup Maats	6			60	5				3	2		2	12	170			200							
Hudson Geo.	30	90		1200	10		5	1		2	16	20	359		225		800	100						
McCullah Mary							3	1	3		6		40	385										
Short Franklin	30	190		3000	10			2	3		9	30	30	455		86		200	100					
James Wm. J.	50	197		3000	10		1	1				1	130											
Short John W.	20	20		300	5								10											
Brown Daniels	15	65		300	5				1	7		2	11	124			100							
Crick Aaron P.	40	160		1200	25		5			3		22	324		105		200	100						
Seaman Wm.	12	138		1000	10		2	2		1	30		200		50		300							
Garrison Jeff.							2	1					5	104										
Garrison A.	30	150		1000	5		2	2		1	12	17	144		30		200							
Seaver Wm.					5		1	1					12	132			300	40						
Steel Wm.	60	189		600	30		6	1	3		6	20	25	564		80		200	200					
Heare Galt	8			80	10		4	2		4	19	29	360		126		500	100						
Peters Wm.	40			400	15		2	1		2	10	22	214		87		500	70						
Adams Monroe	13			200	10		2	1				5	16	195			60							

State of Missouri, enumerated by me on the 22 to 31st day of August, 1870.

J. W. Cushing, Ass't Marshal.

YEAR ENDING JUNE 1, 1870.

1	2	3	POTATOES.		Orchard products.	Wine.	Produce of Market Gardens.	DAIRY PRODUCTS.			SEED.		Hops.	Hemp.	Flax.	Flax-seed.	Silk cocoons.	SUGAR.			BEES.		Forest products.	Value of Home Manufactures.	Value of animals slaughtered or sold for slaughter.	Estimated value of property, including improvements and additions to stock.	TOTAL VALUE.	1		
			Irish.	Sweet.				Butter.	Cheese.*	Milk sold.	Clover.	Grass.						Maple.	Cane.	Molasses.	Wax.	Honey.							Dolls.	Dolls.
25	26	27	28	29	30	31	32	33	34	35	36	37	38	39	40	41	42	43	44	45	46	47	48	49	50	51	52	2		
	38		25	10	10			200																		50	425	1		
			12					50		1											10					100	105	422	2	
	40				5			150		1											30					300	108	804	3	
			10	10				150													15						63	225	4	
								100													15					20	15	105	5	
			14					100													8					75	112	313	6	
			30	30																	30					25	105	418	7	
	40		20	30				150													30					150	245	4100	8	
	100		15					100													18						141	402	9	
	0							50													13						63	211	10	
			25	20				50													25					30	84	548	11	
	20		20	34				100													40						105	283	12	
																					20					95	133	538	13	
	30		20					100													20					20		290	14	
			20	10	10			100													20					100	231	597	15	
																										20		20	16	
	40		25					100													30					75	210	685	17	
			15					50																		20	84	194	18	
																													505	19
			20					50													7						140	33	20	
			20					50																		40	70	307	21	
								50																		40	56	247	22	
																													150	23
			20					100																		30	24	129	24	
			30					100																		75	105	2119	25	
								100																		30	63	208	26	
	20		20		75			150		10																40	304	1246	27	
																													620	28
	110							100		3											40				75	140	536	29		
																													100	30
			10					50													10					56	120	31		
					15																					56	421	32		
			10					100													50				210		305	33		
																														34
			100					100													10					63	404	35		
			10					50																		10	50	250	36	
					15			50																	45	140	210	250	37	
	24		10					50																		150	84	580	38	
								50																		10	58	440	39	
			10					50																		15	50	120	40	
	400		181	164	130			2100		15											504				155	2261	14954			

* This will include only such cheese as is made upon the farm. Milk sent to cheese factories will be regarded as milk sold off the farm.

SCHEDULE 3.—Productions of Agriculture in Pierce Township, in the County of Stone, in the

Post Office: Salona Mo



1	Name of Agent, Owner, or Manager.	ACRES OF LAND.			PRESENT CASH VALUE.		Total amount of wages paid during the year, including value of board.	LIVE STOCK, JUNE 1, 1870.								PRODUCE DURING THE YEAR.								24	
		Improved.	UNIMPROVED.		Of farm.	Of farming implements and machinery.		Horses.	Mules and Asses.	Milk Cows.	Working Oxen.	Other Cattle.	Sheep.	Swine.	Value of all live stock.	WHEAT.		Rye.	Indian Corn.	Oats.	Barley.	Buckwheat.	Rice.		Tobacco.
			Wood-land.	Other unimproved.												Dolls.	Dolls.								
		No.	No.	No.	Dolls.	Dolls.		No.	No.	No.	No.	No.	No.	No.	Dolla.	Bush.	Bush.	Bush.	Bush.	Bush.	Bush.	Bush.	Lbs.		Lbs.
2	3	4	5	6	7	8	9	10	11	12	13	14	15	16	17	18	19	20	21	22	23	24			
1	Gold J. C.	25	95		570	10		3	3	3	20	15	320		48		50						1		
2	John William	20	60		370	5		2	1				10	150			200						2		
3	Horister Owen	20	60		370	5		4	1			4	10	230			100						3		
4	Daniel Doane	30	50		800	3		3	1	1		3	15	420		413	300						4		
5	Sloan Charles	22	58		800	5		3	1	1		7	12	209		34	100						5		
6	Guest James	30	50		800	5		4	2	2		20	15	310		50	150	50					6		
7	McGarnet W. A.	9	91		800	5		1		2		8	10	130		416							7		
8	Ellis James G.	7			100	3			2	2		4	7	125									8		
9	Smith Hugh M.	9			10			3	1			8	10	222			200						9		
10	Kelso W. A.	25	55		600	10		5	2	2	2	15	24	445			300						10		
11	Hurst Hardy	4	90		400								10	20			50						11		
12	Hurst Harrison	40	80		500	10		2	2	6		7	7	245			100						12		
13	Hurst Rufus	60	160		1000				1	1	4	2	50			400							13		
14	Howel Sarah	18			200			2	1	2	7	6	193		18	50							14		
15	Seyton Kolla R.				10			1				6	2	31		18	50						15		
16	Brown John H.	9	91		400			1	2				3	85			200						16		
17	Smith Miles	15	145		200	10		1	2	2		11	15	238			50						17		
18	Hastings Harley	11			200	10		2						180									18		
19	Holt Mary	20	60		200	5		1	1				13	100			100	50					19		
20	Murphy John	8	92		200			2					8	110									20		
21	Clark Elijah	105	20		4700	200		2	4	56		76	1000		113	600	40						21		
22	Slaughter George							2				5	5	145									22		
23	Howarth Saml												8	20									23		
24	Moose John P.	20	30		370	15		2	1	1	2		15	175		60	350						24		
25	Laciter Granish	30	50		450	10		3	1	2	1	1	15	20	360		33	300	50				25		
26	Neal Simon	40	40		800	10		3	2	1	9	20	290		40	200	20						26		
27	Lacety William	35	85		600	5		4	2	2		20	20	360		60	250						27		
28	Lacety Alex.	30	30		800	15		2	1	2	1	20	30	325		80	250	50					28		
29	Mason James M.	40	16		700	15		4	2		1	16	15	209		145	300	150					29		
30	Ellis John P.	40	40		600	10		2	1		1	14	20	278		129	300	100					30		
31	Hilton John A.	40			400	50		3	2		6	30	30	365		100	200	150					31		
32	Gaines James	10			100	5			2	2				65			100	50					32		
33	Cullton James W.	30	60		700	5		7	3		2	31	40	495		67	600	100					33		
34	Gardner John	20	40		400	10		3	1		3	8	14	240		55	100						34		
35	Crabtree W.							2	1					140			100						35		
36	Stevens David							4	2					20	260								36		
37	Leadbetter Wiley	35	85		370	10		2		2		3	20	258			300	50					37		
38	Moore James M.	85	85		3000	50		4	2	2		5	21	18	487			300	50				38		
39	Logan John A.	40	50		1500			2	3	2		12	20	264		40	100	100					39		
40	Lee Elizabeth	50	20		800	10		3	2		6	21	40	450		40	300	50					40		
		1053	1924		25250	528		92	5	29	14	110	221	1303	9931		1199	4250	1060						

State of Missouri, enumerated by me on the 22nd to 31st day of August, 1870.

W W Cushing, Ass't Marshal.

YEAR ENDING JUNE 1, 1870.

1 2 3 4 5 6 7 8 9 10 11 12 13 14 15 16 17 18 19 20 21 22 23 24 25 26 27 28 29 30 31 32 33 34 35 36 37 38 39 40	Cotton Bales (450 lbs.) 25	Wool Lbs. 26	Peas and Beans Bush. 27	POTATOES.		Orchard products Dolls. 30	Wine Gallons. 31	Produce of Market Gardens. Dolls. 32	DAIRY PRODUCTS.			Hay Tons. 36	SEED.			Hops Lbs. 39	Hemp Tons. 40	Flax Lbs. 41	Flax-seed Bush. 42	Silk cocoons Lbs. 43	SUGAR.			Wax Lbs. 47	Honey Lbs. 48	Forest products Dolls. 49	Value of Home Manufactures. Dolls. 50	Value of animals sold for slaughter. Dolls. 51	TOTAL VALUE. Dolls. 52	1 2 3 4 5 6 7 8 9 10 11 12 13 14 15 16 17 18 19 20 21 22 23 24 25 26 27 28 29 30 31 32 33 34 35 36 37 38 39 40		
				Irish Bush.	Sweet. Bush.				Butter Lbs.	Cheese.* Lbs.	Milk sold Gallons.		Clover Bush.	Grass. Bush.	Maple Lbs.						Cane Hhds. (1,000 lbs.)	Molasses Gallons.										
				28	29				33	34	35		37	38	44						45	46										
		20		16				50																	40	112	320					
								50																		50		210				
		8		10				100																		16	50	130				
								100																			76	284				
				8	10			100																			56	143				
																										75	133	358				
				30				6																			56	117				
				12				40																			20	50	83			
		28						100																			100	70	245			
		33		10		50		100																			20	84	339			
				20																								28	63			
				20				100																			40	56	171			
		10						50																				28	238			
		14		10				100																			20	150	219	179		
																														43		
				20				50																			20		200			
		25		30				200																			50	40	210			
																														150		
				20				50																			10	56	153			
																														200		
		22		60		100		340			2															40	20	262	940			
																														20	10	
				20				100																			15	20	419	338		
		11		8	8			50																			8	40	70	280		
				10				50																			15	30	105	210	7	
		50		30	40			50																			30	75	88	218	2	
		30			20	33		150																			10	40	84	554		
		20				40		100																				30	58	115	3	
		24		15				100																			20	50	50	217	2	
		25		10		50		100																			25	10	30	130		
		1		15				50																				50	147	786		
		30		25	20	100		100																			40	20	63	24	3	
		34		15				50																				40	21	71		
																															440	
																												20	131	367		
				12				100																				50		343		
		22		20				365																			20			904		
								50			1																10	30	98	278		
		25		15	10			150																			30	25	84	302		
		420		461	124	870		2125			3																8	419	919	2404	1144	

* This will include only such cheese as is made upon the farm. Milk sent to cheese factories will be regarded as milk sold off the farm.



SCHEDULE 3.—Productions of Agriculture in Pine Township in the County of Stone, in the
 Post Office: Salina Mo

1	ACRES OF LAND.			PRESENT CASH VALUE.			LIVE STOCK, JUNE 1, 1870.								PRODUCE DURING THE								
	Improved.	UNIMPROVED.		Of farm.	Of farming implements and machinery.	Total amount of wages paid during the year, including value of board.	Horses.	Mules and Asses.	Milk Cows.	Working Oxen.	Other Cattle.	Sheep.	Swine.	Value of all live stock.	WHEAT.		Rye.	Indian Corn.	Oats.	Barley.	Buckwheat.	Rice.	Tobacco.
		Wood-land.	Other unimproved.												Dolls.	Dolls.							
	No.	No.	No.	Dolls.	Dolls.	Dolls.	No.	No.	No.	No.	No.	No.	No.	Dolls.	Bush.	Bush.	Bush.	Bush.	Bush.	Bush.	Bush.	Lbs.	Lbs.
2	3	4	5	6	7	8	9	10	11	12	13	14	15	16	17	18	19	20	21	22	23	24	
1	<u>Russell James</u>						<u>1</u>	<u>1</u>	<u>1</u>	<u>1</u>		<u>12</u>	<u>100</u>										
2	<u>Wright S. R.</u>	<u>26</u>	<u>14</u>		<u>400</u>		<u>1</u>		<u>2</u>	<u>5</u>	<u>8</u>	<u>18</u>	<u>187</u>		<u>210</u>		<u>200</u>	<u>50</u>					
3	<u>Rickman Elisha</u>	<u>81</u>			<u>81</u>		<u>7</u>		<u>3</u>	<u>2</u>		<u>20</u>	<u>545</u>				<u>1000</u>						
4	<u>Chanin James G.</u>						<u>1</u>	<u>1</u>					<u>80</u>										
5	<u>Peters Alfred</u>	<u>20</u>			<u>1000</u>		<u>9</u>	<u>2</u>	<u>2</u>			<u>17</u>	<u>20</u>	<u>670</u>		<u>130</u>		<u>500</u>	<u>100</u>				
6	<u>Gipeon Granville</u>	<u>20</u>		<u>119</u>	<u>1000</u>	<u>50</u>	<u>2</u>		<u>3</u>	<u>1</u>	<u>11</u>	<u>18</u>	<u>30</u>	<u>4100</u>		<u>240</u>		<u>4100</u>	<u>2100</u>				
7	<u>Mingrove Henry</u>	<u>16</u>	<u>64</u>		<u>100</u>	<u>25</u>	<u>2</u>		<u>2</u>		<u>3</u>		<u>18</u>	<u>300</u>				<u>200</u>	<u>100</u>			<u>100</u>	
8	<u>Cooper D. G.</u>	<u>12</u>			<u>250</u>	<u>20</u>	<u>3</u>		<u>1</u>					<u>125</u>				<u>150</u>					
9	<u>Watkins Green</u>	<u>20</u>			<u>200</u>	<u>25</u>	<u>4</u>		<u>5</u>	<u>4</u>		<u>8</u>	<u>350</u>					<u>200</u>					
10	<u>Wister Peyton</u>	<u>25</u>	<u>55</u>		<u>300</u>	<u>25</u>	<u>5</u>		<u>1</u>	<u>2</u>	<u>3</u>	<u>4</u>	<u>20</u>	<u>4100</u>		<u>60</u>		<u>150</u>					
11	<u>Hare Benj.</u>	<u>10</u>			<u>100</u>	<u>10</u>			<u>1</u>	<u>2</u>			<u>20</u>	<u>150</u>				<u>130</u>					
12	<u>Saylor Larkin</u>	<u>60</u>			<u>300</u>	<u>25</u>	<u>9</u>		<u>2</u>	<u>2</u>	<u>4</u>	<u>12</u>	<u>2100</u>		<u>210</u>		<u>300</u>	<u>20</u>					
13	<u>Waister Wm.</u>	<u>30</u>	<u>50</u>		<u>800</u>	<u>25</u>	<u>5</u>	<u>1</u>	<u>4</u>	<u>2</u>	<u>5</u>	<u>18</u>	<u>32</u>	<u>350</u>		<u>69</u>		<u>500</u>					
14	<u>Triplet Wm A.</u>	<u>75</u>	<u>5</u>		<u>1200</u>	<u>20</u>	<u>8</u>		<u>2</u>		<u>21</u>	<u>20</u>	<u>30</u>	<u>350</u>		<u>150</u>		<u>600</u>	<u>150</u>				
15	<u>Humphill L M.</u>	<u>110</u>			<u>500</u>	<u>200</u>	<u>5</u>	<u>2</u>	<u>2</u>		<u>2</u>	<u>17</u>	<u>50</u>	<u>300</u>		<u>107</u>		<u>4100</u>	<u>200</u>				
16	<u>Gardner Elizabeth</u>	<u>18</u>			<u>200</u>		<u>3</u>		<u>1</u>			<u>24</u>	<u>25</u>	<u>150</u>		<u>62</u>		<u>150</u>	<u>20</u>				
17	<u>Garsull James</u>	<u>10</u>			<u>400</u>	<u>10</u>	<u>1</u>					<u>3</u>	<u>100</u>				<u>100</u>						
18	<u>Humphill A G.</u>	<u>80</u>			<u>1000</u>	<u>600</u>	<u>3</u>	<u>3</u>	<u>2</u>		<u>1</u>	<u>15</u>	<u>25</u>	<u>350</u>		<u>133</u>		<u>200</u>	<u>150</u>				
19	<u>McCullah James</u>	<u>130</u>	<u>301</u>		<u>6000</u>	<u>330</u>	<u>10</u>	<u>2</u>	<u>3</u>		<u>15</u>	<u>19</u>	<u>20</u>	<u>950</u>		<u>256</u>		<u>4100</u>	<u>500</u>				
20	<u>Whiler Benj.</u>	<u>20</u>	<u>20</u>		<u>1500</u>	<u>25</u>	<u>5</u>		<u>3</u>		<u>3</u>	<u>7</u>	<u>15</u>	<u>4100</u>		<u>105</u>		<u>200</u>					
21	<u>Gibson W S.</u>						<u>1</u>		<u>1</u>				<u>6</u>	<u>85</u>		<u>105</u>		<u>200</u>					
22	<u>King John W.</u>	<u>25</u>	<u>55</u>		<u>100</u>		<u>1</u>		<u>1</u>		<u>5</u>		<u>50</u>	<u>200</u>		<u>101</u>		<u>200</u>					
23	<u>Carter Neal</u>	<u>5</u>			<u>50</u>		<u>3</u>		<u>1</u>		<u>8</u>	<u>26</u>	<u>15</u>	<u>300</u>		<u>552</u>		<u>500</u>	<u>200</u>				
24	<u>Mitchell D. G.</u>	<u>60</u>			<u>1500</u>	<u>50</u>	<u>2</u>		<u>3</u>		<u>6</u>	<u>0</u>	<u>45</u>	<u>200</u>		<u>113</u>		<u>500</u>				<u>300</u>	
25																							
26																							
27																							
28																							
29																							
30																							
31																							
32																							
33																							
34																							
35																							
36																							
37																							
38																							
39																							
40																							
		<u>502</u>	<u>564</u>	<u>119</u>	<u>16800</u>	<u>1460</u>	<u>930</u>	<u>91</u>	<u>10</u>	<u>45</u>	<u>11</u>	<u>77</u>	<u>187</u>	<u>482</u>	<u>7312</u>	<u>2209</u>	<u>16980</u>	<u>1890</u>				<u>400</u>	

#

State of Missouri, enumerated by me on the 22nd 31st day of August, 1870.

W W Cushing, Ass't Marshal.

YEAR ENDING JUNE 1, 1870.

1	2	3	POTATOES.		30	31	32	DAIRY PRODUCTS.			36	SEED.		39	40	41	42	43	SUGAR.		46	BEES.		49	50	51	TOTAL VALUE.												
			28	29				Dolls.	Gallons.	Dolls.		Lbs.	Lbs.						Gallons.	Tons.		Bush.	Bush.				Lbs.	Tons.	Lbs.	Bush.	Lbs.	Hhds. (1,000 lbs.)	Gallons.	Lbs.	Lbs.	Dolls.	Dolls.	Dolls.	Dolls.
1																																							
2			50	10				100																	50	50	310												
3			20																		110				20	70	620												
4																																							
5			20					100													410				30	50	490												
6	35		25		25																		210			100	600												
7			10																		110				50	100	200												
8																					10					15	100												
9			40																		5					215	300												
10	60		25	25	80																15					50	350												
11	60	8																			15				10		150												
12	60	8			80																				30		350												
13		40																			35				20	150	4100												
14		30	10		25																35				40	150	600												
15		25	10	10																	1				25	100	500												
16		18	15																		10				25	60	200												
17			10																								20												
18		10	10																				40		40	100	500												
19		30	30	10	100						20												40		40	200	1197												
20		10	15								10										20				10	75	412												
21			20	20																						22	200												
22		30	12																		25					100	400												
23		30	12																							25	100	800											
24			8																							100	500												
25																																							
26																																							
27																																							
28																																							
29																																							
30																																							
31																																							
32																																							
33																																							
34																																							
35																																							
36																																							
37																																							
38																																							
39																																							
40																																							
	150	215	240	75	310			200			30									25	259	120		415	1637	7290													

* This will include only such cheese as is made upon the farm. Milk sent to cheese factories will be regarded as milk sold off the farm.

SCHEDULE 3.—Productions of Agriculture in Washington Township in the County of Stone

Post Office: Galena Missouri



Name of Agent, Owner, or Manager.	ACRES OF LAND.			PRESENT CASH VALUE.		Total amount of wages paid to hired hands, including value of board.	LIVE STOCK, JUNE 1, 1870.								PRODUCE DURING THE YEAR.									
	Improved.	UNIMPROVED.		Of farm.	Of farming implements and machinery.		Horses.	Mules and Asses.	Milch Cows.	Working Oxen.	Other Cattle.	Sheep.	Swine.	Value of All Live Stock.	WHEAT.		Rye.	Indian Corn.	Oats.	Barley.	Buckwheat.	Rice.	Tobacco.	
		No.	Wood-land.												Other unimproved.	Dolls.								Dolls.
1	2	3	4	5	6	7	8	9	10	11	12	13	14	15	16	17	18	19	20	21	22	23	24	
Baker John	0			0		50	2	1						415										
Cator John	30	130		800	50	100	3	2	5				40	300		40		2100						
Ross Isaac							2	1	1	7	1			1100										
Leopold Green	"			"			3	1					20	250				200						
Carr G M	93	80		1500	25	100	3	2	3	2	1	12	45	168	20			1000	180					
Baker William	40	100		1400	25	50	1		1				19	20	139	100		1000	50					
Clinkingbeard W	10	18	12	250	75		3		1					235				150						
Gibbs Cyrus M	1	39		100	10		1		1				5	100	30			100						
Goddard Elijah M	19			200					2				12	90	10			100					50	
Stephenson A W	28	92		600	10		2		2	3	2	8		199										
Evans Zebulon														110										
Harris Noah W	"			"					1	2	2		5	95				150						
Palmer M	6	74		150										10										
Porter William	14	64		200	20		3		1	2			20	230				200						
Stewart Henry	70	30		200	10		2						10	145				100						
Campbell Mark	15	135		200			1		1				10	90				140						
Austin Wisdom	15	134		300	3		1		1	1			7	110				150						
Stout Jacob	8	112		100	5					2			3	82										
King William							1		2					90										
Walter W D	3			200	50		2							200										
Pyatt W M	10			200	60		2		4	3	8	4		285										
Pyatt Frederic	6	321		100	50		2		1	1	2	10		129										
Heembree Lewis	20			300					2	2		14	30	150				200					50	
Heembree John B	12	25		200	5		5		2	1	21	14		150				200					20	
Butler James W	35	80		1000	10		4		3	6	35	15		384				300					20	
Cates John W	"			"	10		4		1	9			35	200				400						
Carr O Clinton	35	40		2000	25	40	4		3	2	6	13	25	535	40			800	200					
Ayers Wm C	28	16		1000	15		3		3	1			28	423		52		800					40	
Baker Sarah A	5			100					1	2		5	3	90				100						
Blackwood Henry	5			100					1	2				85										
Goff James W	22			200	15		2		1					230										
Waskins Hiram B	10			500			2		1					150										
Gentry Allen W	40	40		500	5		6		2	3	10	40		323				200	180					
Palmer Thomas	25	25		500	3		2						15	140				600	100					
McDowell Wiley	40			1200	7		1		3	3	10	10		225				1400	120					
McDowell Wm E	20			300			2			6				25	160			600	50					
McDowell Zachariah							1		1					9	145									
Painter George W	10			300	10		2		1	1				20	200			300	50					
Ayers Moses	"			"	10		2		2					20	170			400						
Wall Harney	10			200	5		2		1	1			15	240				200					50	
		656	1329	12	14700	573	340	72	2	48	16	56	134	532	7705	200	900	12190	930				200	

SCHEDULE 3.—Productions of Agriculture in Washington Township in the County of Stone, in the Post Office: Caleva Missouri



Name of Agent, Owner, or Manager.	ACRES OF LAND.			PRESENT CASH VALUE.		Total amount of wages paid during the year including value of board.	LIVE STOCK, JUNE 1, 1870.								PRODUCE DURING THE YEAR.									
	Improved.	UNIMPROVED.		Of farm.	Of farming implements and machinery.		Horses.	Mules and Asses.	Milch Cows.	Working Oxen.	Other Cattle.	Sheep.	Swine.	Value of all live stock.	WHEAT.		Rye.	Indian Corn.	Oats.	Barley.	Buckwheat.	Rice.	Tobacco.	
		Wood-land.	Other unimproved.												Spring.	Winter.								
	No.	No.	No.	Dolls.	Dolls.		Dolls.	No.	No.	No.	No.	No.	No.	No.	Dolls.	Bush.	Bush.	Bush.	Bush.	Bush.	Bush.	Bush.	Lbs.	Lbs.
1	2	3	4	5	6	7	8	9	10	11	12	13	14	15	16	17	18	19	20	21	22	23	24	
Gentry Allen	120	10		7500	410	1000	7	3	5	4	16	15	50	990		1440		1100	250					
Gentry Saml	30	39		1000	25		2		8		7	15	40	297		25		800					100	
Darrell Thos J	7	25		200	5		1		1		3		20	144										
Rhodes John	30	30		1000	10		8		4		5	4	30	248				600						
Darrell James M	9	10		200					2		1		9	55				100					50	
Brammer Wilson							3		1					185										
Cox James W	40	110	20	900	20	50	5		5		5	13	80	430		19		2100	75					
Melton Joel D	20			800	25				2	1			1	1307				800	125					
Jenkinsy Martha	R			R			1		1		4		18	100				500						
Hollerby Robert	30			1000	10	50	3		2					210										
Gahn Betsey A	"			"					1	2				70				200						
Parson Richard	35	105		1000	20	200	6	3	6	2	20	10	50	900		115		200						
Estes John W							1		2					75										
Nelson James	"			"					2		3	24	30	193				200						
Euchler Martin	13			1000	10		2		8	4	2		30	374				200					200	
Davis Thos	12	28		200			3		3	2	2		22	200				200					50	
James Jabery	5	33		200	25		8		3		5		25	200				250					25	
Gentry Margaret	20	20		250					1		1	10	33					200						
Harrison John	15	40		600	50		2		2		1		3	250										
Harrison Hiram	20	35		600	35		2		1				14	200										
Baker Henry	80	80		1500	25		1	2	2	2	18	20	35	400		70		800	100					
Harris Joshua	"			"			1		2				15	115				300	40					
Boachum Jacob	25			250	25		4		2	2	2	15	25	200		113		200					25	
Davis James	"			"			3		1	2			5	200				150						
Burkham Mary	30	80		1000	25		3		2				40	300		160		7000	100					
Wheler Orville	40	35		7000	25		6	2	2				5	300		37		200						
Kimberlin Benj	40	40		800	25		2		1				20	211				200						
Martin Green	40	45		5000	50		5		3			2	20	400		25		400						
Stockwell M							1		1				11	120										
Griger J A							1							75										
Childers Joel	"			"	250		2		2		4	8	12	200				200	30				60	
Russell John	"			"			2		3	7	2	19	20	200				200	75				20	
Bass John	62	47		7500			2	3	5		36	24	50	1000		65		600	600					
Nelson Mildred	62	47		1300	5		2	1	1	2	11	8	25	444										
Rhodes Riley	20	10		800	5		2	1	1	2	4	8	25	440		35		200	40					
Barton William							1						1	105										
Cox William B	90	150		8000	100	150	10		4	4	50	16	65	1241		100	50	7300	50					
Davis John	35	45		800	10		1		1				2	221				75						
Jenkins Alfred	30			1150	5		2		2	2	5		24	381										
Arthey James	10			200			4		1		2	8	40	250										

1055 981 25 22150 820 550 90 16 85 28 221 208 806 11544 907 50 11325 1135 530

SCHEDULE 3.—Productions of Agriculture in *Williams township*, in the County of *Stone*, in the Post Office: *Galena Mo*



Name of Agent, Owner, or Manager.	ACRES OF LAND.			PRESENT CASH VALUE.		Total amount of wages paid during the year, including value of board.	LIVE STOCK, JUNE 1, 1870.								PRODUCE DURING THE YEAR.									
	Improved.	UNIMPROVED.		Of farm.	Of farming implements and machinery.		Horses.	Mules and Asses.	Milch Cows.	Working Oxen.	Other Cattle.	Sheep.	Swine.	Value of All Live stock.	WHEAT.		Rye.	Indian Corn.	Oats.	Barley.	Buckwheat.	Rice.	Tobacco.	
		No.	Wood-land.												Other unimproved.	Dolls.								Dolls.
1	2	3	4	5	6	7	8	9	10	11	12	13	14	15	16	17	18	19	20	21	22	23	24	
1 Philibert Chas E	10	20		200	10		4	2	4	3	20	276					250							1
2 Micks Moses	R			R			4	1				2	329				1000	100						2 #
3 Micks Lewis	"			"	20		3	2	3			30	240				1000							3 #
4 Micks William	"			"			1						50				500							4 #
5 Benjamin Japh	33	100		1000	20		1	3				25	200				400							5
6 Reed Edward	"			"			9	2	3			10	400				300							6 #
7 Reed Miles	40	70		1000	15	100	10	2	2	8	7	10	1200				800							7
8 Moore Mary A	10			300	5	80	11	4	4			30	939				300							8
9 Moore Garrett	20	60		300	20		11	5	6	28	20	1010				200	100							9
10 Ruser Unity	15	65		500	10		3	4	2	8	10	30	455				150							10
11 High Geo W	10	30		250	5		2					15	100											11 #
12 High Elisha	4	76		200			2	4	2	1		10	315				150							12
13 Gregg Wm	13	67		300			2	3	1	17	20	256												13
14 Stanley Joseph							1	1				85	320											14
15 Garrison C C	9			150	10			1				16	82				200							15
16 Garrison Jesse	2	68		300	10		2			7	11	10	232				150	20						16
17 Garrison Mitchel	10			100					1			12	37				130							17
18 Evans Francis W	2			150			6	1	3			15	387				200							18
19 Warren Cyrenus	20	3		300	10		1	1	1			19	149				250							19
20 A Day Wm H	15	110		200	10		3	2	2	1	13	16	306				100							20
21 Hale W Thomas	10	10		200	10		2	3	2	3	13	13	270											21
22 Johnson Taylor	10			100					2				40											22 #
23 Hale Elias O	30	10		500	10		1	4	2	4	22	20	334				150							23
24 Gulion Noah							3	1	1	6	15	224												24
25 Baker Thomas	15	5		300				1	2			6	8	158			500							25
26 Anderson James	30	58		500	5		4	2	1				384											26 #
27 Walker Henry H	8	112		300	5		2	3				8	30	211			50							27
28 Watson Archibald	11	2148		500			1						8	58										28 #
29 Backman Young B							2	2		1	7	30	254											29
30 Howell Abraham	3			200	5		5	2	3			15	382											30 #
31 Hobbs James	20			600	12		1	3	2	4		40	392				40							31
32 Moulder Alfred	20			300	5		2	2	2			7	10	304			300							32
33 Moulder Fanstid C	6			50																				33 #
34 Johnson Henry	20			200	5		3	2	3			20	325											34 #
35 Leonard David	50	67		1000	20		8	2	5	2	20	10	50	860			100	60						35
36 Leonard Andrew	30	130		500	15		8	4	4	3	5	5	435				400							36
37 Hobbs Abner	18	19		300	5		4	2	4			5	350				500							37
38 Barnes John	20	30		300	10		3	3	2	10		11	330				300						50	38
39 Pierson John	10	80		100			2	1				6	70											39 #
40 Sanders John L							2	1				3	13	150			200							40 #
	615	1318		11000	252	150	123	8	77	26	104	144	666	1416			920	270						50

State of Missouri, enumerated by me on the 11th to 15th day of August, 1870.

W. W. Keating, Ass't Marshal.

YEAR ENDING JUNE 1, 1870.

	CULTIVATED PRODUCTS																								TOTAL VALUE.					
	POTATOES.				Orchard products.	Wine.	Produce of Market Gardens.	DAIRY PRODUCTS.			SEED.			SUGAR.			BEES.			Forest products.	Value of Home Manufactures.	Value of animals slaughtered or sold for slaughter.	Estimated value of all farm production, including borings from wells and additions to stock.							
Corn.	Wool.	Peas and Beans.	Irish.	Sweet.				Dolls.	Gallons.	Dolls.	Butter.	Cheese*.	Milk sold.	Hay.	Clover.	Grass.	Hops.	Hemp.	Flax.					Flax-seed.	Silk cocoons.	Maple.	Cane.	Molasses.	Wax.	Honey.
Rates (Est lbs.)	Lbs.	Bush.	Bush.	Bush.	Dolls.	Gallons.	Dolls.	Lbs.	Lbs.	Gallons.	Tons.	Bush.	Bush.	Lbs.	Tons.	Lbs.	Bush.	Lbs.	Lbs.	Hhds. (1,000 lbs.)	Gallons.	Lbs.	Lbs.	Dolls.	Dolls.	Dolls.	Dolls.			
25	26	27	28	29	30	31	32	33	34	35	36	37	38	39	40	41	42	43	44	45	46	47	48	49	50	51	52			
1																										84	234	1		
2								50																		60	550	2		
3								40																	10	97	593	3		
4																												400	4	
5	200			10				200																	100	70	432	5		
6																												150	6	
7																										100	600	7		
8																										50	70	270	8	
9	20							200																		50	120	340	9	
10	100	20		10				200																		50	100	270	10	
11																													11	
12																											5	125	12	
13																										20	50	13		
14																										117	117	14		
15																						5			10	40	165	15		
16								100																	10	20	132	16		
17																										5	63	138	17	
18																										10	35	140	18	
19																										10	70	260	19	
20				10				100																		50	90	140	20	
21																										25	50	75	21	
22																													22	
23								100																		25	50	165	23	
24																													24	
25								200																		1	112	382	25	
26																													26	
27		20						100																		50	35	150	27	
28																													28	
29																													29	
30																													30	
31								200																			52	102	31	
32																										21	171	32		
33																													33	
34																													34	
35	40		20		20			200																		25	50	705	590	35
36			15	14				100																		20	50	85	395	36
37			10					100																				56	326	37
38								200																			85	30	229	38
39																													39	
40																										25		115	40	
	400	110		65	24	20		2000																		50	145	9449		

* This will include only such cheese as is made upon the farm. Milk sent to cheese factories will be regarded as milk sold off the farm.

