

SCHEDULE 3.—Productions of Agriculture in Belleview Township, in the County of Washington, in the Post Office: Orange Missouri

Name of Agent, Owner, or Manager.	ACRES OF LAND.			PRESENT CASH VALUE.		Total amount of wages paid during the year, including value of board.	LIVE STOCK, JUNE 1, 1870.								PRODUCE DURING THE YEAR.										
	Improved.	UNIMPROVED.		Of farm.	Of farming implements and machinery.		Horses.	Mules and Asses.	Milch Cows.	Working Oxen.	Other Cattle.	Sheep.	Swine.	Value of ALL live stock.	WHEAT.		Rye.	Indian Corn.	Oats.	Barley.	Buckwheat.	Rice.	Tobacco.		
		Wood-land.	Other unimproved.												Of farm.	Of farming implements and machinery.								Spring.	Winter.
	No.	No.	No.	Dolls.	Dolls.		Dolls.	No.	No.	No.	No.	No.	No.	No.	Dolls.	Bush.	Bush.	Bush.	Bush.	Bush.	Bush.	Lbs.	Lbs.		
1. Hillman John J.	40		250	800			1	1	3			3	6	250		6		300	25						
2. Hillman Sarah	18		30	100			1	1	1			1	4	160				150							
3. Henderson Amos	12		200	200			2	1				1	10	9	200			70	40						
4. Tinsion John	100		300	2000	100		3	4	2			3	13	20	550			100	200						
5. Ramsey Alexander	15		165	400			2	1	2			2	10	15	300			100	75						
6. Kennison Wm H	30		60	700			4	3	2			1	7	15	450		87	200	100						
7. Thomas Wm M	30			1000			4	4	3			4	4	12	500		40	300	100						
8. Douglas Martha	80			500	100		2		1			2		10	150			300	60						
9. Hewitt Mrs C	35		65	1200	20		2	1	2			6	10	9	350		26	150	140						
10. Hewitt Wilkinson	27		75	500			2	1	1			1	5	2	300		33	100	96						
11. Farmer David	30		70	1000	75		1	1	2			3	8	3	200		60	150	100						
12. Horton John C	30		70	1000		75	6	1	3			4	7	15	500		30	220	80						
13. Horton David	70		200	1200	100		5		3			1	21	18	450		49	250	200						
14. Ramsey Theodore	40		140	1500	125	75	4		3			2	10	10	280		145	100	70						
15. Garrit John W	40		120	600	50		3		3			4	18	20	300		86	100	70						
16. Eaton John A	35		30	500	25	85	2		2			3	8	3	300		30	100							
17. Ramsey John P	25		66	1000	150		2	1	1			1	11	9	350			100							
18. Ramsey David C	35		85	1000	50	25	2	1	1			9	19	8	300		87	200	50						
19. Laddler Wm C	16			200			2	2	2			1		7	250		46	125							
20. Laddler James	70		160	1000	50		2		2			2	11	10	290		30	200							
21. Baley William	25			150			1	1	1			1	10	11	250			140	50						
22. Horton Christopher	35		85	800	50		6		3			5	19	12	600		55	400	50						
23. Adams Genes	30		90	500	55	75	2		3			2	10	7	265		160	200	30						
24. Hamilton Elizabeth	45			800	75		2		1	6	3			2	450			200	80						
25. Berger S H	100		125	1000	125		7	2	5			12	26	22	1500		210	600	200						
26. McSpadden Joseph	80		100	800	40		10		2	2	2	22	28	525		110		300	210						
27. Black John D	40		400	800	50		3	1	4	2	9	30	16	515		100		300	50						
28. Goforth James	60		20	800	55		4		3	2	3	10	6	500		37		300	190						
29. Goforth Allen	20		20	450			2		2			4	8	3	275		25	50	100						
30. Atchison R L	40		80	400			1		2			1	6	5	175		65	120							
31. Ker Patrick D W	25		55	400			1		2					6	150		62	150							
32. Jewell William	14								1			1		1	40			100	40						
33. Fragg Robert	35		155	500	50				2			8	2	115		17		50	50						
34. Gates John C	45		125	400	85	50	4		3			5	22	6	300		82	400							
35. Thomas John	80		434	2000	200	50	1	3	3	4	3	22	6	625		160		300	100						
36. Wolford George W	65						2		1					8	200		89	800	260						
37. Hays James	85		200	2500	200	75	5		4			3	3	20	525		75	300	350						
38. Tullock S L	55		250	1000		70	5		4			18	20	12	500		90	300	200						
39. Ruttin Joseph G	30			300			4	3	3			2	9	8	500		90	100							
40. Maxwell James	65		150	2500	80	100	8		3			3	3	20	700		187	500	450						
			1152	4441	32500	1810	480	120	33	91	16	133	413	407	15140		2289	8925	3811						

All Land unimproved in this County is Wood Land

State of Missouri, enumerated by me on the 13 to 16 day of June, 1870.

*Joseph B. Maxwell*, Ass't Marshal.

YEAR ENDING JUNE 1, 1870.																										TOTAL VALUE.					
Cotton. Bales (50 lbs.)	Wool. Lbs.	Peas and Beans. Bush.	POTATOES.		Orchard products. Dolls.	Wine. Gallons.	Produce of Market Gardens. Dolls.	DAIRY PRODUCTS.			SEED.			Hops. Lbs.	Hemp. Tons.	Flax. Lbs.	Flax-seed. Bush.	Silk cocoons. Lbs.	SUGAR.			BEES.		Forest products. Dolls.	Value of Home Manufactures. Dolls.	Value of animals slaughtered or sold for slaughter. Dolls.	Estimated value of all farm production including but- chings and additions to stock. Dolls.				
			Irish. Bush.	Sweet. Bush.				Butter. Lbs.	Cheese.* Lbs.	Milk sold. Gallons.	Hay. Tons.	Clover. Bush.	Grass. Bush.						Maple. Lbs.	Cane. Hhds. (1,000 lbs.)	Molasses. Gallons.	Wax. Lbs.	Honey. Lbs.								
25	26	27	28	29	30	31	32	33	34	35	36	37	38	39	40	41	42	43	44	45	46	47	48	49	50	51	52				
			6																							20	320				
			20	25																					20		135				
			30	15							1														30	56	200				
	30			50				100			20														20	200	650				
	20		20					100																	20	40	230				
	18							50																		25	75	366			
	11							50			5															15	70	408			
			12					100			6															25	35	375			
	30		10	100				100			2														40		80	600			
	15							50			1																56	355			
	18										2																	40	285		
	15							200			4																100	460			
	56							150			3																	88	525		
	17		17	100							6																	63	630		
	40			15				50			4															20	120	440			
	15							50			3																	60	280		
	30		12	100				50			5																	15	90	380	
	20		10					50			2																	15	100	435	
			6					50			1																	6	80	200	
	36							100																							
			8					50																							
	50			25				100																							
	22							100			10																				
			60	50				40																							
	60		20	25				200			5																				
	55		25	20				100			2																				
	50		50	50				300			2																				
	30		10																												
	15							100																							
	20							50																							
			40					50																							
			80																												
	20																														
	25		20					200			3																				
	50		10	20				100			3																				
								50			1																				
								25			4																				
	60		15								8																				
	15		10	20				200																							
	10		20	20				200			12																				
<b>855</b>			<b>511</b>		<b>610</b>			<b>3290</b>			<b>115</b>										<b>1209</b>				<b>336</b>	<b>3398</b>	<b>18001</b>				

\* This will include only such cheese as is made upon the farm. Milk sent to cheese factories will be regarded as milk sold off the farm.

SCHEDULE 3.—Productions of Agriculture in Belleview Township, in the County of Washington, in the Post Office: Osage Missouri



Name of Agent, Owner, or Manager.	ACRES OF LAND.			PRESENT CASH VALUE.			LIVE STOCK, JUNE 1, 1870.								PRODUCE DURING THE YEAR.								
	Improved.	UNIMPROVED.		Of farm.	Of farming implements and machinery.	Total amount of wages paid to hands and other persons, including value of board.	Horses.	Mules and Asses.	Milch Cows.	Working Oxen.	Other Cattle.	Sheep.	Swine.	Value of all live stock.	WHEAT.		Rye.	Indian Corn.	Oats.	Barley.	Buckwheat.	Rice.	Tobacco.
		No.	Wood-land.												Other unimproved.	Dolls.							
1	2	3	4	5	6	7	8	9	10	11	12	13	14	15	16	17	18	19	20	21	22	23	24
1 Shaw George	146			1000	150	306	2	3	2	6	7	360			34			825	250				
2 Townsend William H	70			1500	50		8	1	3			11	9	600		200		600	100				
3 Carney William	80			600	50	85	2	4	4			5	28	10	500		200		500	180			
4 Coop Nathan H	20	45		800			3		3				7	320				200	200				
5 Evans William M	22	93		400			2		1				6	140		15		150	50				
6 Lucas Philip	50	93		1000	40		1	1	2	2	5	13	25	350		60		300	300				
7 Ramsey F M	15	30		300	100		3	2	2				14	275		21		100					
8 McMurry Mary	70	70		1000	100	20	3	2	4			2	11	12	400		67		250	400			
9 Gragg Henry	15						1		2					100				200	75				
10 Ramsey Wm B	45	205		1500			2		4			3	18	26	300		90		300	100			
11 Philpot Samuel	70	80		1500			3	1	3			3	18	15	350		200		200	100			
12 Ramsey James	35			400			2		1			2	15	200		50		20	100				
13 Maxwell Thomas	15	100		250	60		2		2			2	11	8	300		20		30	33			
14 Barger Jacob	30				80		2		2			2	11	8	250		60		150	100			
15 Ramsey Jasper	30	71		500	50		3		2			1	7	8	150		31		150	55			
16 Fortune Stephen	10	63		300			2		2			2	8	8	260		25		200	28			
17 Garret A J	60	140		1500	100	700	3	1	2			3	25	24	500		130		350	225			
18 Johnson Silas	100	250		3000	700	100	3	2	4			4	8	13	600		157		400	300			
19 Adams D S	35	1		1000	130		4		1			1	4	17	300		89		300	110			
20 Relfe Simon	40	104		1200			3		2	2		1	12	12	400		30		200	224			
21 Evans Nancy	50	200		2600		85	4	2	4			6	25	9	700		84		350	415			
22 Seaburn James	90	260		1000	120		8		6			13	40	20	800		250		300	100			
23 Stephens Nathan	30	90		800			2		1					7	100		55		100	90			
24 Weeks Joseph	25			200			2	1	4			2	8	35	600				300	50			
25 French John N	35			250			2		2					16	300		56		600	70			
26 Besan Watson	17			200			1		4			2	12	14	200				100	40			
27 Turner Hugh	40			300			3		2			3	4	300		80		120	200				
28 Evans Hedy B	130			3000	100	300	5	2	3			2	25	15	1900		450		500	200			
29 Rutlage C D	50			2000	200		3	3	7			8		7	550		100		200	100			
30 Brackridge Smith	140			2000	300	315	8	6	5			11	23	30	1000		96	37	800	400			
31 Saile John	95	10		3000	300	25	6		4			5		15	800		100		250				
32 White Edwin	65	1060		2000	200	100	2	2	3			12	18	15	600		30		500	250			
33 Keely John	80	100		3000	200	30	6	4	5			11	31	37	1000		300		500	200			
34 Gallaher John	34			200					2			2	5	14	100		80		300	130			
35 Relfe Alexander	74	130		2000	100	55	2		5			1		10	350		75		200	350			
36 Owen Robert	51					65											150		340	532			
37 Hulman William	130	178		4000	200	60	4	3	4			8	14	60	1000		200		600	350			
38 Wright Thomas	40			800	30		4		2			3	21	8	300				50	50			
39 Dotson Samuel	8			400			1		2				15	9	700		20		400				
40 Bush John	25			300		80	4		2				15	9	400		130		200	75			

All land in this County is wood land if no improved.

2147 3514 46000 2710 1626 122 33 116 4 125 447 505 1755 3808 37 12435 6312

State of Missouri, enumerated by me on the 17 to 19 day of June, 1870.

Joseph B. Matwell, Ass't Marshal.

YEAR ENDING JUNE 1, 1870.

Cotton. Bales (450 lbs.)	Wool. Lbs.	Peas and Beans. Bush.	POTATOES.		Orchard products. Dolls.	Wine. Gallons.	Produce of Market Gardens. Dolls.	DAIRY PRODUCTS.			SEED.			SUGAR.			BEES.		Forest products. Dolls.	Value of Home Manufactures. Dolls.	Value of animals slaughtered or sold for slaughter. Dolls.	TOTAL VALUE. Dolls.								
			Irish. Bush.	Sweet. Bush.				Butter. Lbs.	Cheese.* Lbs.	Milk sold. Gallons.	Hay. Tons.	Clover. Bush.	Grass. Bush.	Hoops. Lbs.	Hemp. Tons.	Flax. Lbs.	Flax-seed. Bush.	Silk cocoons. Lbs.					Maple. Lbs.	Cane. Hhds. (1,000 lbs.)	Molasses. Gallons.	Wax. Lbs.	Honey. Lbs.			
25	26	27	28	29	30	31	32	33	34	35	36	37	38	39	40	41	42	43	44	45	46	47	48	49	50	51	52			
			70	50																	32				14	150	1150			
	20		25	15																	65					100	517			
	75			25																						90	960			
			15																			20				110	225			
			15																			5				80	175			
											2											40			10	170	500			
	20		13								1											5			10	200	300			
	30		18								2											10				65	650			
																											170			
	15		10								3											5				150	500			
	70			50							5															100	550			
	15			50							1											5				50	160			
	10		7																							75	130			
	30										1											5				67	260			
	15																									100	265			
	20		8					50			1															75	210			
	60			25				50			2											5				125	625			
	16		40					50			4															200	770			
	10										50															18	400			
	29		20					50			1											5				25	300			
	50		60					100			1															115	720			
	60		20					75			2											9				100	620			
																											150	190		
	13																										50	240		
			10																								60	570		
	20																										125	220		
			20								2																40	325		
	50		50	50				200			30											5				40	165	2000		
			20	10	20			200			6																200	600		
	75		15	50				300			30																220	1800		
				75				200			17											9					225	539		
	63		30	60				150			7	6			15	60						5					70	325	1000	
	60		20	25				160			5																80	100	915	
	12		90																								50	70	310	
	21		8	50				100			20																	145	800	
								100			6																50		633	
	35		50	50				200			6																50	230	1030	
	40										2																	40	110	
																													120	
	38		8	8	50			50																				75	270	
	940		65	33	630			2035			207	6			15	60					5				34	4404	21019			

\* This will include only such cheese as is made upon the farm. Milk sent to cheese factories will be regarded as milk sold off the farm.

SCHEDULE 3.—Productions of Agriculture in Bellvue Township, in the County of Washington

Post Office: Cage Missouri



Name of Agent, Owner, or Manager.	ACRES OF LAND.			PRESENT CASH VALUE.		Total amount of wages paid during the year, including value of board.	LIVE STOCK, JUNE 1, 1870.								Value of ALL live stock.	PRODUCE DURING THE YEAR.									
	Improved.	UNIMPROVED.		Of farm.	Of farming implements and machinery.		Horses.	Mules and Asses.	Milch Cows.	Working Oxen.	Other Cattle.	Sheep.	Swine.	WHEAT.		Rye.	Indian Corn.	Oats.	Barley.	Buckwheat.	Rice.	Tobacco.			
		No.	Wood land.											Other unimproved.									Dolls.	Dolls.	No.
1	2	3	4	5	6	7	8	9	10	11	12	13	14	15	16	17	18	19	20	21	22	23	24		
1. Bingard William	100		130	3500	50		2	2						200											
2. Hunt G F	23		40	2000	80	150	1	1	1	2	9	11	275					290	290						
3. Clarkson James S	50			1500	100	600	3	2	1				4	555											
4. Ames Leuch	400			2000	100	175	5	3	5	12	32	15	1000		500		1200								
5. Green Austin C	35		45	3000	150	100	1	3	4	2	17	13	750		220		1000	220							
6. Howard William	60		200	3000	150	75		2	3	2			20	500		270		600							
7. Breckenridge Jerry	400		300	3500	100	200	5	5	5	6	39	35	700		103		400	300							
8. Dent Cyrus	45		200	5000	200	160	5	1	4	9	19	15	787		240		450	200							
9. Byrd B Harry	26		47	1000	100		1	2	2	2	13	8	300		75		700	40							
10. Lucas Charles	20									2			1	65		21		200							
11. Evans A J	25			200			2	2	3	8	4	150					50	150							
12. Williams M J	30						3	3					250				150	100							
13. Byrd Wm S P	200		360	3000	150	100	7	3	3	6	20	25	760		200	50	300	350							
14. Sloan O G	42		83	3000	250	800	7	8	4	8	26	25	1800		193		800	180							
15. Sloan Thomas J	100		62	2500	300	400	4	1	4	10	50	18	644		400		700								
16. Waller Henry J	14																200								
17. Sloan Ferguson	70		120	2000	100	100	6	2	6	12	4	20	675		150		450	200							
18. Stockins H H	200		240	6000			7	3	7				40	500		240		800	300						
19. Sloan C H	135		180	1600	250	250	4	7	6	9			35	700		250		600	250						
20. Williams M F	35		700	1500	100	35	2	2	5	4	23	18	1000		43		250	200							
21. Sloan John	80		90	2500	100	300	4	2	4	6	20	20	800		200		600	150							
22. Hutchings Harry D	100		200	9000	100	100	1	2	3	2	5	43	11	900		70	60	400	413						
23. Reynolds O G	100		160	2500	290	100	7	2	6	15	20	25	1500		305		800	190							
24. Simpson G W	60		90	3000	100		2	6	7	31	70	635		124		600	150								
25. Hicks Charsten	70		90	1800	100		3	2	4	7	25	14	600		100		350								
26. Moore James	70		130	3000	150	250	5	2	4	9	14	28	850		140	40	400	100							
27. Hill Thomas	40		24	3000	31	30	2	1	3		8	9	400		100		500	60							
28. Hunter John A	100		400	6000	300	335	6	3	6	10	25	700		215		1000	125	75							
29. Arnold James R	14		110	2000	34		1	1	1	3			8	400											
30. Goodfellow J F	120		170	12000			4	3					35	500		300	60	600	300						
31. Huff John	60			43	300		5	1	2	1	8	14	800		190		200	150							
32. Carson James	40			1000	200		1	2	2	1			25	500		100		400							
33. Carr Albert	55		160	3000	50	400	4	1	4	4	3		14	800		170		500	170	170					
34. Patterson C O	30		70	700	100	100	5	4	2	30	14	190					200								
35. Goodlyheart George	90		50	3000	400	100	4	4	3	8	20	10	1200		300		600	500							
36. Anonnet John	125		220	4000	600	350	4	3	4	13			30	700		400		600	300						
37. Evans Charles	30						3	4	2				12	250											
38. Hill William	40		40	1000	60		6	1	4	2	18	20	600		58	15	500	20							
39. Sutherland A B	30						3	2	4				16	500		225		400	300						
40. Bouch John	20						1	1						80											

All unimproved lands in this County is wood land more or less

State of Missouri, enumerated by me on the 19<sup>th</sup> to 23<sup>rd</sup> day of June, 1870.

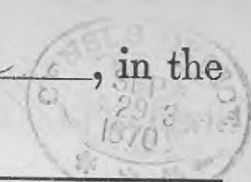
Joseph B Maxwell, Ass't Marshal.

YEAR ENDING JUNE 1, 1870.

Cotton.	Wool.	Peas and Beans.	POTATOES.		Orchard products.	Wine.	Produce of Market Gardens.	DAIRY PRODUCTS.			SEED.			SUGAR.			BEES.		Forest products.	Value of Home Manufactures.	Value of animals slaughtered or sold for slaughter.	Estimated value of stock, including betterments and additions to stock.								
			Irish.	Sweet.				Butter.	Cheese.*	Milk sold.	Hay.	Clover.	Grass.	Hops.	Hemp.	Flax.	Flax-seed.	Silk cocoons.					Maple.	Cane.	Molasses.	Wax.	Honey.			
																												Bales (450 lbs.)	Lbs.	Bush.
25	26	27	28	29	30	31	32	33	34	35	36	37	38	39	40	41	42	43	44	45	46	47	48	49	50	51	52			
			20		40																						50	120		
	15							200																			81	450		
			30	12				500			40																30	600		
	60		8					200			3											70					155	1680		
	40		30								5																108	1450		
			25					50			4																150	785		
	90		100		50			156			20															50	165	1000		
	50		10		15			200			1								m		5					40	200	1444		
	38		15					100			1										5					40	85	532		
											1										5						30	532		
	16				15																						70	155		
																													180	
	60							300			3															35	135	833		
	60										5																260	1533		
	140		15		50			100			5										5						100	1177		
																													150	
	20							50			6										5						200	930		
			40		30						5																		1120	
					20			200			12																	325	820	
	40		10		25			150			3										5						80	150	451	
	50		10		20			50			1																	171	674	
	125		70		100						3																	120	3107	
	40		15	10				150			8																	340	1035	
	70		30	10	10			300			3										5						160	677		
	30		15					150			2																20	262	992	
	30		10	10				200			3																	215	645	
	20		40	10	50			150			5	5															24	30	725	
	20		75					200			20																	20	310	1060
			15								12																	160	300	
											6																	75	1210	
	14										1																			420
			40																									200	716	
			30								3										5							40	910	
	50		20	12				250			4										5							125	365	
	30		40		40						10																	320	865	
											10																		185	1330
											5																		120	200
	30							300			3										5							120	620	
											2																		120	800
			4								2																		25	779
	1138		417	64	465			3950			214	5						m		100	319				309	5630	32,719			

\* This will include only such cheese as is made upon the farm. Milk sent to cheese factories will be regarded as milk sold off the farm.

SCHEDULE 3.—Productions of Agriculture in Bellview Township, in the County of Washington, in the  
 Post Office: Craig Missouri



All unimproved land is more or less wood land here

Name of Agent, Owner, or Manager.	ACRES OF LAND.			PRESENT CASH VALUE.			Total amount of wages and board, including value of board.	LIVE STOCK, JUNE 1, 1870.							PRODUCE DURING THE YEAR.									
	Improved.	UNIMPROVED.		Of farm.	Of farming implements and machinery.	Dolls.		Dolls.	Horses.	Mules and Asses.	Milch Cows.	Working Oxen.	Other Cattle.	Sheep.	Swine.	Value of ALL live stock.	WHEAT.		Indian Corn.	Oats.	Barley.	Buckwheat.	Rice.	Tobacco.
		No.	Wood-land.														Other unimproved.	Spring.						
1	2	3	4	5	6	7	8	9	10	11	12	13	14	15	16	17	18	19	20	21	22	23	24	
1. Ambrose Samuel	100		340	2000	60	150		9	1	5		11	18	20	712		196	19	800	311				
2. Dickerson J. J.	30			400	50			2		2	2				7	300			200					
3. Taylor Jesse J.	30			800	100			4	2	2		3	6	12	300			800						
4. McClary James	10							1		1		1	4	2	80			140	100					
5. Baker Joseph	40			300				2		2		1	15	3	180		20	10	50					
6. Oldham Thomas	20			300				2		2	2				9	225		36	16	300				
7. Hlemus David	25			400				3	2	2	2	1		16	400		80		100	100				
8. Skerlock Joseph	70		210	120	300	300		3		6		4		7	450		80	50	100	100				
9. Hughes William	60		16	800	75	90		5		5		3	45	20	448				300	280				
10. Robinson James	25		185	600		45		5		3	4	5	20	10	1010				400	300				
11. Moody W. A.	50			800				13	2	3		16	48	25	1100				300	100				
12. San James	10							1		2					6	150			75	75				
13. Young William	28		60	500	75			2		3	4	1	20	16	500				312	100				
14. Howard M. J.	140		840	1000	100	600		5	5	5	2	25	30	30	1300		100	40	600	500				
15. Spurman H.	35																		145	94				
16. Adkins William	20		100	700		90		3	1	2	2	4	12	16	400		50		100	13				
17. Sutton William	40			800				2		5		8	23	20	400		72		400	100				
18. Sutton Wm. J.	40		160	1800	50			3		1		5	8	12	300		32		300	130				
19. Jamison John	100		210	4000	250	60		6		5				25	440		200		900	100				
20. Green Moses	45		145	1500	50	30		2		4		5	40	30	550		63		500					
21. Jones William	9									2	4	1	5		240				200					
22. Chesson William	50				50			4		3	2	2		19	320				200	50				
23. Bodley Wm. J.	14		36	200				4		2		3		15	400				300					
24. Bennett J. F.	24		100	300	50	100		3		2		3	1	18	250		57	14	300					
25. Green J. O.	6							4		2				2	250				150					
26. Newcomb Lewis	10				50			6	2	4				12	550				150					
27. Smith August	720			500	50			2						3	350		170		200	500				
28. Hutchings Allen	200		140	2000	100	80		4	1	2	6	19		24	1500		25		600	80				
29. Johnson Henry	25		725	575	25			4	1	2		2		4	300		65		150	30				
30. Bryan Bennete	80		140	2000	100	80		9	1	6		10	14	21	500		108		500	350				
31. Davis Luke H.	100		200	3000	150			7	7	2		2	53	8	1200		204		700	560				
32. Cane Robert	30		60	500	50	20		1		2	2	3	10	20	300		97		100					
33. Woods Michael M.	60		40	600						2				15	250				300					
34. Bryan Leonard	30		7	1000				3	1	2		1		10	300		30		200					
35. Bryan Andrew	30				50	25		3	1	2				12	11	200		30	20	200				
36. Hutchings John	75		30	2000				1		2		1		11	175				150					
37. Benning Isaac G.	60		220	2500	100			4	1	4	4	3	13	13	600		110	20	250					
38. King Robert	40			800						2		1		9	60				350	90				
39. Brickmeyer J. R.	60			1000				2	3	3		2	22	12	450		60		300	150				
40. Goodson Rebecca	15							2		1	2			2	12	190			250	10				
	1950		3360	33795	1885	1620		138	34	103	38	146	421	525	17636		1945	189	11810	4198				

State of Missouri, enumerated by me on the 24 25 26 day of June, 1870.

Joseph B. Maxwell Ass't Marshal.

YEAR ENDING JUNE 1, 1870.

1	2	3	POTATOES.		Orchard products.	Wine.	Produce of Market Gardens.	DAIRY PRODUCTS.			SEED.				SUGAR.				BEES.		Forest products.	Value of Home Manufactures.	Value of animals slaughtered or sold for slaughter.	TOTAL VALUE.						
			Irish.	Sweet.				Butter.	Cheese.*	Milk sold.	Hay.	Clover.	Grass.	Hops.	Hemp.	Flax.	Flax-seed.	Silk cocoons.	Maple.	Cane.					Molasses.	Wax.	Honey.			
Bales (50 lbs.)	Lbs.	Bush.	Bush.	Bush.	Dolls.	Gallons.	Dolls.	Lbs.	Lbs.	Gallons.	Tons.	Bush.	Bush.	Lbs.	Tons.	Lbs.	Bush.	Lbs.	Hhds. (1,000 lbs.)	Gallons.	Lbs.	Lbs.	Dolls.	Dolls.	Dolls.	Dolls.				
25	26	27	28	29	30	31	32	33	34	35	36	37	38	39	40	41	42	43	44	45	46	47	48	49	50	51	52			
	42							100			6															250	1200	1		
																					\$						120	300	2	
	10							50																			50	550	3	
	10																										20	145	4	
	20										2																40	645	5	
																					\$						40	300	6	
			15	10	25																						48	200	7	
			50		25			200			20																530	965	8	
	90		15					100			6										\$						110	400	9	
	30							40																			75	40	645	10
	50		10		50						10																25	200	700	11
			10																										105	12
	30							50																			55	98	403	13
	50		10	6	20			300			7																500	1250	14	
			10																								6	150	15	
	15																										70	65	190	16
	30																										220	640	17	
	15		10			25																					120	380	18	
			15								4																160	1250	19	
	80		64								10																312	936	20	
	10																												125	21
								50																			50	285	22	
			20	7				50																			100	305	23	
			75					50																			120	280	24	
			10					100																			50	200	25	
			15					100													\$							50	227	26
			20																								72	422	27	
			40					50																			60	1573	28	
			8					30			2																35	289	29	
	36		90					200			14										\$						15300	1409	30	
	100		50		25			50			10																9	329	1446	31
	30		20								1																80	302	32	
			100		25																						56	370	33	
											2																64	265	34	
	40		100					200			2																170	670	35	
			30		200			150			18										\$							122	632	36
	40		20		20			130			10										\$							190	680	37
			10		6			50			5																	40	400	38
	40		10					100													\$							60	500	39
			10																		\$							70	250	40
			83	24	390	25		2170			129															315	189	5277	21,924	

\* This will include only such cheese as is made upon the farm. Milk sent to cheese factories will be regarded as milk sold off the farm.



SCHEDULE 3.—Productions of Agriculture in Bethel Township, in the County of Washington, in the

Post Office: Craig Mission



Name of Agent, Owner, or Manager.	ACRES OF LAND.			PRESENT CASH VALUE.		Total amount of wages paid to laborers, including value of board.	LIVE STOCK, JUNE 1, 1870.								PRODUCE DURING THE										
	UNIMPROVED.			Of farm.	Of farming implements and machinery.		Horses.	Males and Asses.	Milk Cows.	Working Oxen.	Other Cattle.	Sheep.	Swine.	Value of ALL live stock.	WHEAT.		Rye.	Indian Corn.	Oats.	Barley.	Buckwheat.	Rice.	Tobacco.		
	Improved.	Wood-land.	Other unimproved.												Spring.	Winter.									
No.	No.	No.	Dolls.	Dolls.	Dolls.	No.	No.	No.	No.	No.	No.	No.	Dolls.	Bush.	Bush.	Bush.	Bush.	Bush.	Bush.	Bush.	Lbs.	Lbs.			
1	2	3	4	5	6	7	8	9	10	11	12	13	14	15	16	17	18	19	20	21	22	23	24		
1 Fortune William	50	86	1000	75			3	3		5	9	10	400		150		550	30							
2 Tannison Solomon	60	10	1000	125			4	1	2		6	10	30	600		42		200	100						
3 Woods William	12	68	500	70			2	2	2		3	6	15	300				150	50						
4 Waddle Lucy Wm	12	68	500	70			2	1	5		13	25	19	400		50	14	600	100						
5 Woods Lucy	60	260	1000	100		50	6	5	3		5	29	25	750		47		500	175						
6 Brown Charles	50	140	2500	100			3	1	5	4	6	12	15	550		60		600	150						
7 Kemp J. Ellis	50	150	2500	200		50	4		4		6	6	20	300		88		300	150						
8 Bump Joseph	30									2				75				500	200				3000		
9 Bryant Robert	70	165	1750	100			4	3	6	2	6	30	20	600		70		160	260						
10 Fortune Thomas	30						2	2	1		1	3	8	400		22		200	132						
11 Graves Samuel	23	97	400						2		1		8	75		137		300							
12 Hornsey Wm D	80	120	3500	100	185		5	3	4	6	16	20	21	870		137		700	120	47					
13 Thomas J B	8								2	2	7			150				225							
14 Johnson Benjamin	74	525	4800	100			6	1	4	2	9		42	700				500	300						
15 Wolford Daniel	25	95	1000	50			3		3		3	10	15	300		25		300	40						
16 Hampton Andrew	8	40	400	50			3		1		1		10	300				150							
17 Martin William	110	260	6000				1		4	8	4		18	600				175							
18 Culman Catharine	10	30	500				2		3			6	10	300				250							
19 Lavis John W	60	340	1400	100			2		3		3	22	15	300		25		100	400						
20 Noble Rebecca	12	28	100				2		2			7	8	100				100							
21 Cressole William	10			100			3	18	4			23		3000											
22 Boas Wm H	6						1		2				4	125		60		150							
23																									
24	All unimproved land is more or less wood land in this County																								
25																									
26																									
27																									
28																									
29																									
30																									
31																									
32																									
33																									
34																									
35																									
36																									
37																									
38																									
39																									
40																									
	851	2257	28450	1340	285	58	35	65	26	95	215	313	11255		853	14	6710	2207	47				3000		

State of Missouri, enumerated by me on the 27 to 30 day of June, 1870.

Joseph B. Maxwell, Ass't Marshal.

YEAR ENDING JUNE 1, 1870.																										TOTAL VALUE.		
Cotton.	Wool.	Peas and Beans.	POTATOES.		Orchard products.	Wine.	Produce of Market Gardens.	DAIRY PRODUCTS.			SEED.			Hops.	Hemp.	Flax.	Flax seed.	SILK cocoons.	SUGAR.		Molasses.	BEEES.		Forest products.	Value of Home Manufactures.	Value of animals slaughtered or sold for slaughter.	Estimated value of all property including bet- terments and addi- tions to stock.	
			Irish.	Sweet.				Butter.	Cheese.*	Milk sold.	Hay.	Clover.	Grass.						Maple.	Hds. (1,000 lbs.)		Wax.	Honey.					Dolls.
Bales (450 lbs.)	Lbs.	Bush.	Bush.	Bush.	Dolls.	Gallons.	Dolls.	Lbs.	Lbs.	Gallons.	Tons.	Bush.	Bush.	Lbs.	Tons.	Lbs.	Bush.	Lbs.	Lbs.	Gallons.	Lbs.	Lbs.	Dolls.	Dolls.	Dolls.	Dolls.		
25	26	27	28	29	30	31	32	33	34	35	36	37	38	39	40	41	42	43	44	45	46	47	48	49	50	51	52	
	20		5	10	20			100			2										40			20	76	799		
	20		13	6	50			100			4										35				180	750		
	20							50																		135	397	
	60		20	10				100													40			7	138	672		
	60		10		20			300			5														33	122	674	
	33		40		10			100			3														30	207	681	
	10		25		5			100			1										10					160	540	
			20																								390	
	50		30		30			200			2															130	600	
	8		15					100																		32	311	
			30																							385	592	
	60		10					200			6										150	70				280	1451	
																										60	275	
			30		30			100			2										35					190	814	
	20		10					25													20					184	506	
			50	15				50			1										10					15	64	462
			30	5				200			2															340	900	
	16		15	5				200													17					15	80	333
	25		15		40			70			2										20					15	80	490
	21		5		7																						40	162
											15																	200
			4																								25	115
			4																									
	425		377	51	212			1995			45									150						132	2914	12048

\* This will include only such cheese as is made upon the farm. Milk sent to cheese factories will be regarded as milk sold off the farm.

1870  
29 3  
1870

SCHEDULE 3.—Productions of Agriculture in Bretton Township, in the County of Washington, in the Post Office: Grange Missouri

Name of Agent, Owner, or Manager.	ACRES OF LAND.			PRESENT CASH VALUE.		Total amount of wages paid during the year, including value of board.	LIVE STOCK, JUNE 1, 1870.								PRODUCE DURING THE								
	Improved.	UNIMPROVED.		Of farm.	Of farming implements and machinery.		Horses.	Mules and Asses.	Milch Cows.	Working Oxen.	Other Cattle.	Sheep.	Swine.	Value of ALL live stock.	WHEAT.		Rye.	Indian Corn.	Oats.	Barley.	Buckwheat.	Rice.	Tobacco.
		No.	Wood-land.												Other unimproved.	Dolls.							
1	2	3	4	5	6	7	8	9	10	11	12	13	14	15	16	17	18	19	20	21	22	23	24
Middleten John	40	200	3000				4	3	5	11	325			120	300	100							
Riehl William	65	400	4000	400	150		4	3	5	17	1355												
Sefler Frank	10						1	2	2	5	8	200					100	30					
Gipson Robert	30	90	1000	50			1	2	3	15	200						100	60					
Clarkson Joseph G.	50	100	1000	200	75		1	20	3	6	32	4100											
Smith W C	20						1					100					150	150					
Nepper A P	35		500	50			1	1	6	4	4	400					800						
Henson Elijah	12								2	6	4	4	9	300			150						
Turnbough Ivory	15						1	2	6	3	8	20	350	100		100							
Hight Lewis	60	20	2000	400	300		3	2	2	8	30	800					400	200					
Smith Hiram	30	50	800	100			3	5	6	8	10	400					100	40					
Robinson John F	190	600	3000	500	600		10	4	2	0	6	3	8	1600									
Smith William	40	300	4000	100			3	4	3	10	8	350		80		75							
Noos Malinda	20	30	300				1	1			25	4	75				50						
Campbell Neal	180	324	3000	100	150		5	4	15		15	700				200	100						
Pro Christopher	10		1000				4	1				320				250							
Maul Edward	10	30	200					2	2	2	10	300				60							
Downard Volney	18	60	400	50			2	5	8	6	2	250				150	50						
Hastetter C B F	25	130	3000	100	18		3	2	5	6	5	400				60	200						
Laclair Frances	10	50	500	30				1	2	3	15	150				150	40						
Scritter John	30	50	1500	60			2	1	1	3	2	330			10	150	40						
Bland Samuel	7						2	1	2		5	200				50	20						
Hughes John	20	20	500					3	2		3	100				50	20						
Selpe Isaac E	12			60				1	2			120		20		150							
Eaton Sauson	20	50	800	20			1	2	3		13	140				500							
Loone Henry	20	20	400				2	2	1	11	6	200		30		100	50						
Selpe Thomas	10						2		1	9		110				150	25						
McCabe Marian	15	145	600	50			4	1	3	2	12	400				150	100						
Grove William W	20	60	400	35			2	2	2	5	8	220				100							
Mosier Joel R	15						2	2	4	16	12	180				100							
Turpin Martin	12	48	400	40			1	2	2	3	18	12	260		25	50	25						
Mosier N C	15	45	250				1	2	2	2	4	3	160		75	100							
Bone Francis	30	30	500	20			1	3	2	3	10	14	350			150	50						
Martin Michael	40		200				1	1	2	1	21	8	125			30	40						
Burton Levi	30	95	1200	40			2	2	1		8	180		40		200	60						
Yeakley Joseph	24		200				2	3			9	210				150	75						
Evans James	12	100	3000				2	2	1		15	100				100							
Mason N C	12	68	1200					1	3		4	200				40	50						
Simpson Martha	29	70	1200				3	3	5		20	325				150	75						
Nicholson William	100	750	5000	400	75		4	3	8	5	30	30	1000		250	700	150						
TOTAL	1340	6	2958	45050	2805	1368	11	31	94	36	120	191	603	17594	740	10	6365	1410					

State of Missouri, enumerated by me on the 13<sup>th</sup> 14<sup>th</sup> 15<sup>th</sup> 16<sup>th</sup> day of July, 1870.

Joseph B. Maxwell Ass't Marshal.

YEAR ENDING JUNE 1, 1870.																									TOTAL VALUE.				
Cotton.	Wool.	POTATOES.			Orchard products.	Wine.	Produce of Market Gardens.	DAIRY PRODUCTS.			SEED.			SUGAR.			BETS.		Forest products.	Value of Home Manufactures.	Value of animals slaughtered or sold for slaughter.	Estimated value of all farm production, including betterments and additions to stock.							
		Bales (50 lbs.)	Lbs.	Bush.				Dush.	Bush.	Dolls.	Gallons.	Dolls.	Lbs.	Lbs.	Gallons.	Tons.	Bush.	Dush.					Lbs.	Tons.	Lbs.	Bush.	Lbs.	Hds. (1,000 lbs.)	Gallons.
25	26	27	28	29	30	31	32	33	34	35	36	37	38	39	40	41	42	43	44	45	46	47	48	49	50	51	52		
																											300		
	13		13					50			1														15	15	147		
								50			2														<del>64</del> 64	224			
				5																							309		
	18		10	5				150			10														420	773			
			30																								487		
	7		25																							38	200		
			15					100																		153	412		
			250	15				100			15														80	1400			
	25		70					200			7														25	300			
	10		50		100	250		360			140														520	4780			
					25			200			10										5	30			70	29	519		
			9	4				50			2															56	130		
	45		25					150			5														15	170	640		
			20																								150		
			30					50																			101		
			5	10				200																			236		
	13		60	5	150	10		400			3														10	190	980		
			25																							80	235		
			35	100							1															144	488		
			50					25																	5	38	136		
			<del>20</del>	25				100																		48	167		
			15																								128		
	20		25	10																						64	384		
	17		5	<del>10</del>				50																		56	200		
			20	<del>4</del>				50																		64	208		
	18		15					50																		15	205		
	28							100																		25	64	200	
	30							50																		72	80	257	
	6		20	30				50																		15	32	212	
	20																								5	27	40	240	
	33		50	10				50			1															25	60	280	
								<del>300</del>																		32	103		
			15					300			4														5	25	93	411	
			20					200																	5	40	80	360	
			8					100																			127	331	
			20					30																		5	28	105	
			25	7				50																	5	40	48	246	
			40	<del>8</del>																						35	89	673	
	75		60	50				200			2														5	45	144	1167	
578			110	55	500	260		3415			223															254	159	3154	18945

\* This will include only such cheese as is made upon the farm. Milk sent to cheese factories will be regarded as milk sold off the farm.



SCHEDULE 3.—Productions of Agriculture in Breton Township, in the County of Washington, in the Post Office: Page Missouri

Table with columns for Name of Agent, Owner, or Manager; Acres of Land (Improved, Woodland, Other unimproved); Present Cash Value (Of farm, Of farming implements and machinery); Total amount of wages paid during the year; Live Stock (Horses, Mules and Asses, Milch Cows, Working Oxen, Other Cattle, Sheep, Swine, Value of all live stock); and Produce during the year (Wheat: Spring, Winter; Rye; Indian Corn; Oats; Barley; Buckwheat; Rice; Tobacco).

State of Missouri, enumerated by me on the 18, 19, 20, 21 day of July, 1870.

Joseph B. Maxwell, Ass't Marshal.

YEAR ENDING JUNE 1, 1870.																									TOTAL VALUE.				
Cotton.	Wool.	Peas and Beans.	POTATOES.		Orchard products.	Wine.	Produce of Market Gardens.	DAIRY PRODUCTS.			SEED.			SUGAR.			BEES.		Forest products.	Value of Home Manufactures.	Value of animals slaughtered or sold for slaughter.	Estimated value of all farm production, including potatoes to stock.							
			Irish.	Sweet.				Butter.	Cheese.*	Milk sold.	Hay.	Clover.	Grass.	Hops.	Hemp.	Flax.	Flax-seed.	Silk coccons.					Maple.	Cane.	Molasses.	Wax.	Honey.		
Bales (450 lbs.)	Lbs.	Bush.	Bush.	Bush.	Dolls.	Gallons.	Dolls.	Lbs.	Lbs.	Gallons.	Tons.	Bush.	Bush.	Lbs.	Tons.	Lbs.	Bush.	Lbs.	Hhds. (1,000 lbs.)	Gallons.	Lbs.	Lbs.	Dolls.	Dolls.					
25	26	27	28	29	30	31	32	33	34	35	36	37	38	39	40	41	42	43	44	45	46	47	48	49	50	51	52		
		<del>15</del> 15			150			350			3															100	498	1	
	78	<del>20</del> 20			100			300			2										12					120	693	2	
	18	<del>20</del> 20						50																			88	742	3
		<del>20</del> 20			20			100																			80	763	4
																											<del>194</del> 194	194	5
		<del>50</del> 50						40			2																<del>80</del> 80	670	6
		<del>40</del> 40						100																			<del>140</del> 140	140	7
											1																<del>336</del> 336	336	8
	200	<del>40</del> 40	10					50			8																<del>853</del> 853	853	9
		<del>12</del> 12						100													5						<del>70</del> 70	70	10
																											<del>220</del> 220	220	11
																					5						<del>160</del> 160	160	12
																					25						<del>120</del> 120	120	13
	130	<del>15</del> 15						300			4																263	960	14
		<del>30</del> 30			100			50			10										30						155	798	15
	50	<del>30</del> 30			100			50																			<del>210</del> 210	210	16
		<del>20</del> 20			100			400			9																620	1040	17
	45	<del>30</del> 30			500			50			10																100	1273	18
	40	<del>20</del> 20			20			50			3										10					25	80	516	19
					40			100			3																	417	20
		<del>6</del> 6						20			<del>2</del>																	35	21
	11		<del>5</del> 5					50			2																<del>120</del> 120	120	22
	20	<del>80</del> 80						40																			10160	480	23
	70	<del>25</del> 25						100			2																35120	582	24
	30	<del>20</del> 20			50			150			9																120	520	25
	18	<del>15</del> 15			50			100			7																32	318	26
	7	<del>12</del> 12						50			2										20						56	252	27
	20	<del>10</del> 10			25			50			3										20						90	309	28
	16							50													15						665	152	29
	20	<del>20</del> 20			20			100			2										40						56	329	30
	50	<del>25</del> 25			50			100													60						80	472	31
	100	<del>20</del> 20			25			200			4																6160	719	32
		<del>25</del> 25						50			2										10						64	506	33
	37	<del>20</del> 20	20	20	20			100													60						172	485	34
		<del>20</del> 20			50			200			2																105	400	35
	57	<del>50</del> 50						100			2																90	594	36
	30				30			25													25							164	37
		<del>50</del> 50			30			100													10		40				111	660	38
		<del>100</del> 100	30	20				200			1										25						100	872	39
					50			50																				90	40
	1004		860	65	1520			1125			43									5	40					82	183	19,544	40

\* This will include only such cheese as is made upon the farm. Milk sent to cheese factories will be regarded as milk sold off the farm.



State of *Missouri*, enumerated by me on the *22 to 29* day of *July*, 1870.

*Joseph B. Maxwell*, Ass't Marshal.

YEAR ENDING JUNE 1, 1870.

Cotton.	Wool.	Peas and Beans.	POTATOES.		Orchard products.	Wine.	Produce of Market Gardens.	DAIRY PRODUCTS.			SEED.			SUGAR.			BEES.		Forest products.	Value of Home Manufactures.	Value of animals slaughtered and sold for slaughter.	Estimated value of all firm production, including bet-terments and addi-tions to stock.									
			Irish.	Sweet.				Butter.	Cheese *	Milk sold.	Hay.	Clover.	Grass.	Hops.	Hemp.	Flax.	Flax-seed.	Silk cocoons.					Maple.	Cane.	Molasses.	Wax.	Honey.				
Bales (50 lbs.)	Lbs.	Bush.	Bush.	Bush.	Dolls.	Gallons.	Dolls.	Lbs.	Lbs.	Gallons.	Tons.	Bush.	Bush.	Lbs.	Tons.	Lbs.	Bush.	Lbs.	Hds. (1,000 lbs.)	Gallons.	Lbs.	Lbs.	Dolls.	Dolls.	Dolls.	Dolls.					
25	26	27	28	29	30	31	32	33	34	35	36	37	38	39	40	41	42	43	44	45	46	47	48	49	50	51	52				
			300	6	50			250			1															110	1150	1			
			4					50			1															82	82	2			
			50					50													8					340	340	3			
			50								8															70	768	4			
			125		125						15															240	1002	5			
			30																								195		6		
			20					50																		40	140	7			
	50										6															140	450	8			
	33		40		100			200			9															190	1267	9			
	10		30																		5					16	135	10			
								100			6															195	605	11			
			130								1																235		12		
			40					100																		75	330	13			
			90		100			200			20															156	1120	14			
											4															88	160	15			
	14		25					50																		48	204	16			
			9					30																		16	100	17			
			20					400																		145	455	18			
					50						40															400	1350	19			
			21					80			6															50	525	20			
			50		100			100			6																520		21		
			20								1																88	263	22		
			30					75																			64	451	23		
			50		25						35																40	1060	24		
								100			3															102	167	25			
											50																	1995		26	
			12																							400	105		27		
																											48	104		28	
			15																								38	175		29	
											4															100	220		30		
	15		30					200			8															300	990		31		
			40					100			1															260	828		32		
			20					100																		120	440		33		
			20					40																			140			34	
	65		40		75			100			8															430	745		35		
			10					150			3															240	860		36		
																											64	325		37	
											1																32	125		38	
	75		50		50			200			7															33	300	1750		39	
	50		50					100																			35	750	633		40
	312		1401		615			2775			244															70	5177	22511			

\* This will include only such cheese as is made upon the farm. Milk sent to cheese factories will be regarded as milk sold off the farm.





State of Missouri, enumerated by me on the 30 day of July, 1870.

Joseph B. Maxwell Ass't Marshal.

YEAR ENDING JUNE 1, 1870.

TOTAL VALUE.

Cotton.	Wool.	PEAS AND BEANS.			POTATOES.		Orchard products.	Wine.	Produce of Market Gardens.	DAIRY PRODUCTS.			SEED.			Hemp.	Flax.	Flax-seed.	Silk cocoons.	SUGAR.		Molasses.	BEES.		Forest products.	Value of Home Manufactures.	Value of animals slaughtered or sold for slaughter.	Estimated value of all effects, fixtures, etc., including betterments and additions to stock.
		Bales (450 lbs.)	Lbs.	Bush.	Dush.	Bush.				Dolls.	Gallons.	Dolls.	Butter.	Cheese.*	Milk sold.					Hay.	Clover.		Grass.	Lbs.				
25	26	27	28	29	30	31	32	33	34	35	36	37	38	39	40	41	42	43	44	45	46	47	48	49	50	51	52	
			20					300			1															106	246	
	40		175		25			50																			281	1230
			12					50																			75	150
			10					150																			40	182
																											160	506
1																												
2																												
3																												
4																												
5																												
6																												
7																												
8																												
9																												
10																												
11																												
12																												
13																												
14																												
15																												
16																												
17																												
18																												
19																												
20																												
21																												
22																												
23																												
24																												
25																												
26																												
27																												
28																												
29																												
30																												
31																												
32																												
33																												
34																												
35																												
36																												
37																												
38																												
39																												
40																												
	40		<del>20</del> 217		<del>25</del> 217			550			1																662	2314

\* This will include only such cheese as is made upon the farm. Milk sent to cheese factories will be regarded as milk sold off the farm.



SCHEDULE 3.—Productions of Agriculture in Concord Township in the County of Washington, in the Post Office: Osage, Missouri

Name of Agent, Owner, or Manager.	ACRES OF LAND.			PRESENT CASH VALUE.		Total amount of wages paid during the year, including value of board.	LIVE STOCK, JUNE 1, 1870.								PRODUCE DURING THE YEAR.									
	Improved.	UNIMPROVED.		Of farm.	Of farming implements and machinery.		Horses.	Mules and Asses.	Milk Cows.	Working Oxen.	Other Cattle.	Sheep.	Swine.	Value of all live stock.	WHEAT.		Rye.	Indian Corn.	Oats.	Barley.	Buckwheat.	Rice.	Tobacco.	
		Wood-land.	Other unimproved.												Dolls.	Dolls.								Bush.
1	2	3	4	5	6	7	8	9	10	11	12	13	14	15	16	17	18	19	20	21	22	23	24	
Smith William B	10			500			2	1	1				5	205				300						1
Key Jasper	16			500			2		3				6	160				400						2
Cashlock John	18			500	50		3		2	3			18	200				500						3
Burrows James	9						1		2	6			9	175				500						4
Provine Wm Sr	20			500			3		2				10	150				175	75					5
Keapner J W	90	900		500	130		4		2	12	20	4	300		150		400	200						6
Hughes Armitage	35	70		700	50		2		2	4			7	200				300	30					7
Wood James	40	120		900			4		3	1			7	350				400						8
Calman C W	25	55		2000	50		3	X	1	2			15	230				100						9
Howard J C	65	135		2500	150		3	X	2	1			4	350				600	50					10
Robinson Mary	25			500			5	X	2	3	9	13	450					250	50					11
Maxwell Andrew	40	60		600	75		5	X	3	7	21	7	712		60	20	400	100						12
Thompson Wm	35	45		500	75		3	X	2	4	3		30	500		40		250	98					13
Bradley Alfred	35	42		400			3	X	4	3	20	16	350		35			200	20					14
Bradley Nathan	7	18		250			1	X	1	2			8	150				75						15
Hughes Riley	15						3	X	1	2	7	10	250					225	40					16
Wallen Henry	200	500		3000	250	150	3	7	6	2	8	12	20	1100	100		1000	300						17
Neal Loucy	25			800			1		5	3	3	40	300		18		100	98					100	18
Edwards Jesse	15			500			1		1				11	100				200						19
McFarland Felix	50	70		1000	100		2		2	2			16	250				225	216					20
Beard Felix	40	120		1500	120		3		5	3	28	4	500					300	300					21
Howard Felix	40			800			1						8	75			30	100	400					22
Prophet David	100	240		2000	140		3	2	4	2	25	13	600				400	900						23
Henderson E P	50	122		2500			2	2	3	2	30	10	100				400	100						24
Denton Stephen	35	125		1500	100	30	5		3	6	40	25	500		30		250	200						25
Wood Dennis	58	140		800	75		3		4	5	8	11	400				300	170						26
Ward James M	30	95		300	50		1	1	2	2	18	6	250		8		300							27
Sloan Thos F	132	250		8000	300	420	5	2	9	16	14	25	1257		200		500	580						28
Beattie James	35			800			3	1	1	3			4	260				400						29
McLoran William	45			800		75			4	2			400		134		500	414						30
Robinson Preston	15	15		1000	100		1		1	2			1	140				200						31
Smith Isaac C	85	30		2000			4		2	2	9	10	400				300	125						32
Step James H	16	25		700	20	25			2	3			2	100				100						33
Ward Joel R	30	80		500			2		1				3	200		13		130						34
Umphrey Wilson	25	40		500	75		2		2	1	10	18	300		75		250	50						35
Bush Alexander	54	68		2000	150		4		2	5	16	12	400		50		150	105						36
Wood John W	100	160		2500	150		5	2	1	3	15	5	450		75		500	20						37
Barrier Nancy	10			250					1				5	35				200						38
Wood Gibson	50	150		2000	75		3	2	2	2	19	14	500				250	70						39
Wigger Mary	60	63		2000	100	25	6		2	4	24	15	14	825		75		200	80					40
	1810	3668		52600	2385	650	107	24	94	10	143	339	453	14174	1083	50	12330	4791	10					100

State of Missouri, enumerated by me on the 29 June 1870 day of July, 1870.

Joseph B Maxwell, Ass't Marshal.

YEAR ENDING JUNE 1, 1870.

	Cotton. Bales (450 lbs.)	Wool. Lbs.	Peas and Beans. Bush.	POTATOES.		Orchard products. Dolls.	Wine. Gallons.	Produce of Market Gardens. Dolls.	DAIRY PRODUCTS.			SEED.					SUGAR.			BEES.		Forest products. Dolls.	Value of Home Manufactures. Dolls.	Value of animals sold for slaughter. Dolls.	TOTAL VALUE. Dolls.						
				Irish. Bush.	Street. Bush.				Butter. Lbs.	Cheese.* Lbs.	Milk sold. Gallons.	Hay. Tons.	Clover. Bush.	Grass. Bush.	Hops. Lbs.	Hemp. Tons.	Flax. Lbs.	Flaxseed. Bush.	Silk cocoons. Lbs.	Maple. Lbs.	Cane. Hhds. (1,000 lbs.)					Molasses. Gallons.	Wax. Lbs.	Honey. Lbs.			
	25	26	27	28	29	30	31	32	33	34	35	36	37	38	39	40	41	42	43	44	45	46	47	48	49	50	51	52			
1																											170	330	1		
2																												100	425	2	
3									50																			120	460	3	
4				85					100																			42	394	4	
5				35		50			40																			80	250	5	
6		50		25		50			40																			80	810	6	
7				30		15			200																			64	364	7	
8				30					100			4																186	560	8	
9				100					200																		80	64	394	9	
10				12		20																							460	10	
11		25		15	75	20			300																		30	1760	395	11	
12		60		15	15	10			100																		64	136	708	12	
13				20					100																			20	220	695	13
14				15	20				52																		15	10179	491	14	
15		40		10	5																							40	125	15	
16				25					50																			64	255	16	
17		20			15	30			200			15																180	268	17	
18		20							200																			20160	370	18	
19		10																										60	372	19	
20				35					100																			15	470	20	
21				25	8				200																			65	335	21	
22		75		15																								40	272	22	
23				30		40			200																			206	1066	23	
24		60		20	10	50			75			2															20130	667	24		
25		70		10	5	20			100			5															50	50145	727	25	
26		65				25			100			3															40	88	584	26	
27		20			5				25			4																32	412	27	
28		28		20		125			150			40															8	20360	1770	28	
29		60		100																							50	82	365	29	
30				100																									40	514	30
31																														265	31
32									100			20															15	650	544	32	
33		30		75	5				240																			20	210	33	
34				10	10				40																			66	319	34	
35				15	6				6																		40	7590	410	35	
36		20				50																					40	15108	450	36	
37		48		15								3															100	40157	839	37	
38		50		10	5				5																				20	200	38
39		30		15		50																							96	410	39
40		22							50			3	2														10	1092	437	40	
	803			437	109	485			3073	50		49															634	258	3786	19392	

\* This will include only such cheese as is made upon the farm. Milk sent to cheese factories will be regarded as milk sold off the farm.

SCHEDULE 3.—Productions of Agriculture in Concord Township, in the County of Washington, in the Post Office: Osage Missouri

Name of Agent, Owner, or Manager.	ACRES OF LAND.			PRESENT CASH VALUE.		Total amount of wages paid during the year for including value of board.	LIVE STOCK, JUNE 1, 1870.								PRODUCE DURING THE										
	Improved.	UNIMPROVED.		Of farm.	Of farming implements and machinery.		Horses.	Mules and Asses.	Milch Cows.	Working Oxen.	Other Cattle.	Sheep.	Swine.	Value of All live stock.	WHEAT.		Rye.	Indian Corn.	Oats.	Barley.	Buckwheat.	Rice.	Tobacco.		
		Wood-land.	Other unimproved.												Dolls.	Dolls.								No.	No.
1	2	3	4	5	6	7	8	9	10	11	12	13	14	15	16	17	18	19	20	21	22	23	24		
1 Lightfoot J. J.	20		40	500	125		3	1	2	2	1	10	16	300				600	100						1
2 Hughes Malen	85		655	4000	300	266	6	2	6	13			20	1000				750	400						2
3 Thompson Benj. F.	70			3000			3		2	2		10	12	300				300	75						3
4 Robinson Robert	10			500			2		2	2			14	220				130							4
5 Kirkpatrick David	55		65	600	50		3		3	2	4	6	20	300				250							5
6 Gregory Joel	18			400	60		2		2	2	2	16	8	300				300							6
7 Hall Nolan	40		40	800	50		1		2	2	1	8	3	200				100	50						7
8 Conaway John	15						3		2	2	1		13	225		20		100	60						8
9 Kirkpatrick James	12		45	500			2						9	130		50		60	20						9
10 Hughes George	33		37	200	80		1		3	2			8	150		50		225							10
11 Worthen D. S.	30		30	400	75	10	2		1	1	1		3	175		47		200	78						11
12 Worthen Wm.	40		80	800			2		2	2	2		10	300		36		200							12
13 Campbell Wm.	25								1	2			8	120		30		300	60						13
14 Kirkpatrick Wm. R.	12		108	300	50		1		2	2	2	7	7	250				150							14
15 Counselman Jacob	80		335	8000	150	150	5		10	10	8	20	12	900				500	400						15
16 Wilson Reubin	6						4		2	2			11	400				75							16
17 Forshoe Joseph	15			500			1	1	1				11	125				700							17
18 Jamison F. M.	15		105	2500			3	1	1		1		8	150				200							18
19 Mc Cormac John A.	125		175	5000	400	375	6	2	6		6	45	26	1100		235		600	200						19
20 Forshoe George	25						2		3		4		20	300				300	100						20
21 Robinson William	100		130	4000	60	200	4	2	4		5	23	30	600		225		1500	300						21
22 Forshoe Richard	32		76	3000	25		2		3		3	2	20	400				700	100						22
23 Downey Thomas	50		130	1700	100		2		3	2	4	7	14	450				100	75						23
24 Geargin Wesley	30		100	1500	100		3	1	4		4		10	500				150	50						24
25 Thompson Alexander	18		22	500			2		2			10	8	215		20		80							25
26 Jamison John	100		227	10000	160	150	4	4	4		9	30	20	1100		54		380	200						26
27 Thompson Albert	30		50	1000	25		1		2		5	13	12	300		22		150	60						27
28 Eaton Absalom F.	80		280	3000	250		4	3	4		7	12	17	1000		60		500	200						28
29 Edgar Mary	30		90	800	25		4	1	2		2	2	15	350				100	75						29
30 Conaway Thomas	25		95	600			2	2	2		2	8	2	250		15		100	50						30
31 Eaton James R.	50		110	3000	100		2	2	3		28	18	17	800		150		600	200						31
32 Forshoe James	30				75		4		2				16	290				300	50						32
33 Wills Frederick	35		125	10000	200	422	2		2		1		7	434				250							33
34 Clay Jane	8								2		6		8	120				100							34
35 Nickson William D.	25		40	1000	50		2		3		1		13	225				300	50						35
36 Becket Alexander	8			200			1			4	2	8	8	200				150							36
37 Williams Henry	25		15	1200	150		3		1		1		1	325				100	60						37
38 Higley Sarah	125		275	8000	100		4	3	4		12	20	30	990		75		500	200						38
39 Whaley James R.	10			300			2		2		4	5	11	250		25		300	100						39
40 Eaton S. A.	20		58	800	20		1		2		3	11	13	140				500							40
	1562		3679	48600	2780	1573	101	25	104	10	147	291	511	15984		1114		12900	3313						

State of Missouri, enumerated by me on the 5, 6, 7, 8, 9 day of July, 1870.

Joseph B. Maxwell, Ass't Marshal.

YEAR ENDING JUNE 1, 1870.																									TOTAL VALUE.					
Cotton.	Wool.	Fees and Esans.	POTATOES.		Orchard products.	Wine.	Produce of Market Gardens.	DAIRY PRODUCTS.			SEED.			Hops.	Hemp.	Flax.	Flax seed.	Silk cocoons.	SUGAR.		Molasses.	BEES.		Forest products.	Value of Home Manufactures.	Value of animals slaughtered or sold for slaughter.	Estimated value of all farm production, including additions to stock.			
			Irish.	Sweet.				Butter.	Cheese.*	Milk sold.	Hay.	Clover.	Grass.						Maple.	Cane.		Wax.	Honey.							
Bales (50 lbs.)	Lbs.	Bush.	Bush.	Bush.	Dolls.	Gallons.	Dolls.	Lbs.	Lbs.	Gallons.	Tons.	Bush.	Bush.	Lbs.	Tons.	Lbs.	Bush.	Lbs.	Lbs.	Hhds. (1,000 lbs.)	Gallons.	Lbs.	Lbs.	Dolls.	Dolls.	Dolls.	Dolls.			
25	26	27	28	29	30	31	32	33	34	35	36	37	38	39	40	41	42	43	44	45	46	47	48	49	50	51	52			
	15		50	50	80			50													5				20	160	1177	1		
			22	50				200			20														32	240	1370	2		
	25				12																						40	281	3	
																												40	125	4
	10		50					100																			96	305	5	
	34				40			100																		18	50	343	6	
	15		15					75														5					56	240	7	
								50																			48	155	8	
			20					100														5						175	9	
			10					150																			64	317	10	
			40					30																			56	434	11	
			50					180			2														20	80	380	12		
			12																			5					36	286	13	
			10					25			1																64	239	14	
	100		100		200			900			10																261	1311	15	
			20					100																			95	208	16	
			20																			5					56	506	17	
			10																								25	275	18	
	150		35	8	50			150			20											5					128	1361	19	
			40	10				100																			130	450	20	
	70		15	10				200														5					228	1596	21	
	15		25					100																			295	800	22	
	15		25		50						2																196	406	23	
	18		20					150																		10	200	450	24	
	35		15	8				100			2											5				56	308	25		
	90		25	10	100			150			20															12	192	935	26	
	25		25	10				50			1											5				20	68	365	27	
	30		10					200			2											5				25	145	790	28	
	10				30			150			2											5					64	272	29	
	15				50			50																			10	80	236	30
	38		20	15	50			100			4															30	206	934	31	
			20					50														5					40	309	32	
					100			150																			104	1339	33	
			15					50														5					72	196	34	
			20		70			160																			130	662	35	
	8																										24	135	36	
			200	10							X																94	724	37	
	35		10		200			200			10											5				10	224	835	38	
	12		16					100			1																72	448	39	
	20		25	10																							64	394	40	
	340		990	147	882			4120			95										532				208	4279	22,072			

\* This will include only such cheese as is made upon the farm. Milk sent to cheese factories will be regarded as milk sold off the farm.

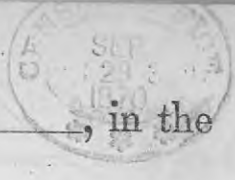
SCHEDULE 3.—Productions of Agriculture in Concord Township, in the County of Washington, in the Post Office: Crag Missouri

Name of Agent, Owner, or Manager.	ACRES OF LAND.			PRESENT CASH VALUE.		Total amount of wages paid during the year, including value of board.	LIVE STOCK, JUNE 1, 1870.								PRODUCE DURING THE YEAR.										
	Improved.	UNIMPROVED.		Of farm.	Of farming implements and machinery.		Horses.	Mules and Asses.	Milch Cows.	Working Oxen.	Other Cattle.	Sheep.	Swine.	Value of ALL live stock.	WHEAT.			Indian Corn.	Oats.	Barley.	Buckwheat.	Rice.	Tobacco.		
		No.	Wood-land.												Other unimproved.	Dolls.	Dolls.							No.	No.
1	2	3	4	5	6	7	8	9	10	11	12	13	14	15	16	17	18	19	20	21	22	23	24		
1. <u>Wiskow Jonathan</u>	15		25	300	75		1	1						5	25	50		500	100						
2. <u>Lyrel Abijah</u>	25		108	3500	75		2	1	2		5	6	6	400				200	80						
3. <u>Provens Joseph</u>	17			800			2		1		2			5	200			200							
4. <u>Perrman Philip</u>	25		125	1600	50		2	1	2		1			12	350			200	80						
5. <u>Forshee Valentine</u>	20			800			2		1		1	9	12	300		40		300	10						
6. <u>Whaley W.S.</u>	50		100	1000	100		3		3		6	16	8	400		25		300							
7. <u>Chamberlain Nathaniel</u>	60			900	75		2	1	2		1	6	8	250		10		300	75						
8. <u>Whaley Joel</u>	12						2		2	2	5	4	5	395				200							
9. <u>Doe William</u>	1095		61	2000			1	8	4	2	6			13	300			900							
10. <u>Jordan N.H.</u>	50		76	1000	100		2	3	4		4	19	13	500		43		250	116						
11. <u>Jorden Thomas</u>	140		303	5000	150		2		5	2	21	31	30	550		40		200	70						
12. <u>Rice Edward H.</u>	60		56	1000	75			2	6		14	30	12	500		80		150	200						
13. <u>Wmphy Robert</u>	10		77	600	100		2		3	2		16	20	350		75		300							
14. <u>Hardy Robert</u>	10			800			1		2	2	2			11	225		10		300						
15. <u>Selpe John S.</u>	40		65	1000	50		6		3	2	5			15	400		50		350	150					
16. <u>Harrison Edward</u>	200			3000	300	500	20	20	14					15	200		450		800						
17. <u>Mallen Haze</u>	50			1500	100		4	2	4		3			25	500		100		500	100					
18.																									
19.																									
20.																									
21.																									
22.																									
23.																									
24.																									
25.																									
26.																									
27.																									
28.																									
29.																									
30.																									
31.																									
32.																									
33.																									
34.																									
35.																									
36.																									
37.																									
38.																									
39.																									
40.																									
		879	996	24800	1250	500	52	80	45	26	16	137	200	21445	523	450	5350	1701							





SCHEDULE 3.—Productions of Agriculture in Harmony Township, in the County of Washington, in the  
 Post Office: Osage, Missouri



All lands improved are wood lands here

Name of Agent, Owner, or Manager.	ACRES OF LAND.			PRESENT CASH VALUE.		Tend amount of wages paid during the year, including value of board.	LIVE STOCK, JUNE 1, 1870.								PRODUCE DURING THE YEAR.									
	Improved.	UNIMPROVED.		Of farm.	Of farming implements and machinery.		Horses.	Mules and Asses.	Milch Cows.	Working Oxen.	Other Cattle.	Sheep.	Swine.	Value of all live stock.	WHEAT.		Rye.	Indian Corn.	Oats.	Barley.	Buckwheat.	Rice.	Tobacco.	
		No.	Wood-land.												Other unimproved.	Dolls.								Dolls.
1	2	3	4	5	6	7	8	9	10	11	12	13	14	15	16	17	18	19	20	21	22	23	24	
Blunt James P.	50	110	1000	25			5		4	2	4	12	27	570		66	<del>300</del>	300	75					
Mathews Thomas T.	75	785	6000	100	300		7		5		32	32	10	1200		50	<del>500</del>	500						
Moore Pearson	65	155	1500	100			6	1	2		8		33	700			50	1030	200					
Boles William	35	178	400	100	50		4		2		2	20	26	410		40		600	25					
Slaples Samuel C.	60	100	800	75	60		6	1	4		6	30	25	600				700	100					
Montgomery John	100	105	3000	100	100		2	1	4				23	325				800	400					
Wilkinson Elizabeth	30		600	25			5		3	2	2		34	522		21	45	180						
Gaughey Robert T.	40	154	800	25			4		3		8	9	23	400				200	40					
Bastin Sarah	10						2		1	2	1	10	7	120				170	50					
Mallow Barnabas	45	105	800	20			5		2		1	15	5	375				250						
Dicus Howell	10								2		2		8	75		20		200	<del>100</del>					
Crumpp Wendell	45	345	800	100	60		6	1	4		11		27	600		100		550	180					
Leadrine Morris	30	45	300	30			2		2	2	1		9	200		56		80	50					
Russ Thomas	30		400	100	40		2						20	300				500	100					
Bays James	30	160	500	100			4	1	5	6	7	33	20	600		65		350	60					
Beers Felo	45		500	40			3		3	4	1	22	20	400		40		300	50					
Beers Henry	19			10			1		1		1	12	8	147				100						
Turner Richard	35	75	700	<del>50</del>			1		1		4	3	11	250		25		200						
Bellfield Matilda	15						2				1		1	160										
Turner Dwyer	30	165	400	125			1		1	2	2	20	23	350		18		350						
Flowers Jesse	15	145	150	15			2				1		11	75		15		30	25					
Hensley Jesse F.	35		500		30		2	2	2		3	9	14	400		60		400	100					
LeGrand Jackson	30		1000	100	150		2		2		4		14	300		60		420						
Midgett James	25	55	500	150			4	2	3	2	4	27	12	700		40		500						
Turner Nathan	45	30	1000	40			4		2		4		12	500		10		500						
Cofman James H.	25			40			1		2	2	6	5	17	300		30		150						
Jarvis Marian W.	15	260	2000	50	100		6	1	3	2	9	16	40	750		80		200	20					
Loovis Charles	20	200	250				6	1		2	2		11	300				100						
Yuter Lafayette	9									2			11	100		15		170	40					
Dotson Matthew	15	190	200	10	14		1	1	1		2	9	3	100		35		200	40					
Mason George F.	45	260	500	75			2	1	2	2	4	14	12	500					40					
Beers Selia A.	10								1		2	7	3	55		10		30						
Dunlap Wm J.	10						2	1	1		1	3	3	150		<del>10</del>		420	18					
Saramone James	60	260	1000	60			4	2	6	2	4	20	32	1000		120		500						
Saramone Andrew	45	255	600	80	10		6	2	4		5	20	20	1200		<del>30</del>		300	120					
Wood John D.	22	138	400	100	15		1		1		3	13	27	225		21		400	50					
Robles Charles	27		400	100	15		3		1		2	6	11	260		60		300	30					
Finison Mary	68	115	1000	50	30		2	2	1		1	12	12	300		<del>75</del>		300						
Govett Clarinda	65	335	800	100	15		4		2		4	20	26	600		95		300	75					
McClain John	25	55	300	70			3		1		1		25	250		24		200						
		1405	4918	29100	2165	989	123	20	84	34	150	399	668	16669	1225	90	12700	1818						



SCHEDULE 3.—Productions of Agriculture in Harmony Township, in the County of Washington, in the Post Office: Cage Missouri



Name of Agent, Owner, or Manager.	ACRES OF LAND.			PRESENT CASH VALUE.		Total amount of wages paid during the year, including value of board.	LIVE STOCK, JUNE 1, 1870.									PRODUCE DURING THE YEAR.							
	Improved.	UNIMPROVED.		Of farm.	Of farming implements and machinery.		Horses.	Mules and Asses.	Milch Cows.	Working Oxen.	Other Cattle.	Sheep.	Swine.	Value of All Live Stock.	WHEAT.		Rye.	Indian Corn.	Oats.	Barley.	Buckwheat.	Rice.	Tobacco.
		No.	Wood-land.												Other unimproved.	Dolls.							
1	2	3	4	5	6	7	8	9	10	11	12	13	14	15	16	17	18	19	20	21	22	23	24
1 Mayfield John	15							3	2			10	3	150				100					
2 Kearns Andrew J	20				200			1	2		2			15	120			100	30				
3 Woodruff Elizabeth	12				200			2		2					150	53		100					
4 Gale John S	15				100			7	2	4					225	12		60	10				
5 Grant James	10							3			3	6	21	250		20		160					
6 Paine Edwin	40				600 75			4	4	2	5	30	13	400		12		400					
7 Grant Asariah	60	140			900 100			8	4		5		35	600		70		500	25				
8 Cole Watson	40	140			1200 100	80		5	2	2	2	25	25	600		80		500	25				
9 Cole George B	25	90			600 15	50		3	1		5	4	21	350		30		150	75				
10 Gillam Benjamin	75				245 1500 100			6	4	5	2	6	30	25 1000		130		500	35				
11 Gillam George	40	40			300 50			5	3	2	8	20	20	650		25		250					
12 Hewitt William	15				300 75	40		3	4	2	4	12	12	450		30		150	25				
13 Laramore Leuel	20				400			4	3		5	17	26	400		30		200	20				
14 Flowers John	12				100			2	3	2	2	10	18	300		15		50					
15 Rall Isaac	5				300			1	1	3			2	5	270			40					
16 Wilson James	18							2	1		1		10	200				400					
17 Dickey Robert	30				400 30			4	3		4	40	15	600				600	150				
18 Mallow Henry	100	500			1400 100	150		1	2	5	2	5	25	75 600		70		500	115				
19 Gregory Andrew	33				50			1	1	1		2		45 300				300	50				
20 Dicus George	10				100			4	2		1			15 400		27		200					
21 Dicus Belila	14				200			3	2					10 250		25		200					
22 Blunt Thomas	100	260			2500 50			2	2		2		30	400				200					
23 Maulsby Samuel	40				500 40				2	1				1 130				300					
24 Martin Simeon	40				500 200	150		8	5		8	8	41	600				300					
25 Crumpton Stephen	20	130			500			3	2		3		16	275				300					
26 Matthews Henry	30	98			400 40	36		3	2	3		2	5	23 300		20		150					
27 Wilson William F	12	28			200 100			4	1	2	2	2		17 400				80					
28 Blunt Lorman	15							2	2		2	7	25	300				130					
29 Martin George	35				300			2	2		3		12	250		24		275					
30 Zinkerson Ezekiel	17				70	60		2	2		5		23	300				200					
31 Wilkinson John	12				140 150	25		2	2		2	4	17	175		39		250					
32 Wilkinson Wm	25				300			2	1		3	10	17	200		29		250					
33 Duncan Marcell	13							2	2			2	24	200		25		100					
34 Jarvis Silvester	50	205			500 75			4	3		2	14	20	300				200					
35 Paine Maria	15							2	1		1	4	12	300		20		100					
36 Jarvis Permelia J	60	260			300 100			6	5		5	8	28	500		50		700					
37 Sitton Harry	65	555			2000 100	100		2	2	6		5	13	40 650		20		500	100				
38 Hill William	40	120			250			2	3	2	2	8	12	250		30		100	30				
39 Wright John	40				150			2	1	2		2	13	10 280				200	50				
40 Son William C	30	90			900 70	25		3	1	1		2	4	30 500		37		300	100				
	1268	2905			17640	1790	116	116	14	104	24	113	333	807	14545	998		10095	840				

State of Missouri, enumerated by me on the 4th To 6th day of June, 1870.

Joseph B. Maxwell, Ass't Marshal.

YEAR ENDING JUNE 1, 1870.

Cotton. Bales (450 lbs.)	Wool. Lbs.	Peas and Beans. Bush.	POTATOES.		Orchard products. Dolls.	Wine. Gallons.	Produce of Market Gardens. Dolls.	DAIRY PRODUCTS.			SEED.			SUGAR.			BEES.		Forest products. Dolls.	Value of Home Manufactures. Dolls.	Value of animals slaughtered or sold for slaughter. Dolls.	TOTAL VALUE. Dolls.									
			Irish. Bush.	Sweet. Bush.				Butter. Lbs.	Cheese.* Lbs.	Milk sold. Gallons.	Hay. Tons.	Clover. Bush.	Grass. Bush.	Flax. Lbs.	Flax-seed. Bush.	Silk cocoons. Lbs.	Maple. Lbs.	Cane. Hhds. (1,000 lbs.)					Melasses. Gallons.	Wax. Lbs.	Honey. Lbs.						
25	26	27	28	29	30	31	32	33	34	35	36	37	38	39	40	41	42	43	44	45	46	47	48	49	50	51	52				
	10							50													5					25	200				
								200														5					25	200			
																						5					40	150			
								30														5						100			
	13							50														5					75	250			
	40							80														5					100	355			
	25							200				2										5					170	575			
	40		40		100			200				2										5				30	200	800			
			5					100														5					8	150	350		
	70				10																	5					50	150	800		
	60		70		20			200				1										5					30	50	400		
	20				100																	5					20	85	630		
	25		15					200														5					15	100	350		
	25		20		20			200														5					10	105	350		
								200														5						30	150		
																						5						50	250		
	75		30					200														5					37	145	670		
	75		70		150			150				3										5					45	140	950		
	25		25									1										5					10		280		
																						5							125	250	
			15		100			100														5						40	250		
			15					100				4										5						70	350		
																						5						60	240		
	16		10	10				100														5						100	490		
			10					50														5						45	210		
	10		15					50														5						70	350		
			50					150														5						80	280		
	25		25	10				100														5						8	60	270	
	40		25					100														5						30	260		
			15					150														5						70	200		
								150														5						60	330		
	12		40		100			700				2										5						95	385		
			15					100														5							56	375	
	20		20		75			75				1										5						12	100	385	
	10		12					50														5						8	63	220	
	16		10					100														5						160	580		
	30		50		75			200				6										5						10	205	950	
	8											3										5						35	50	260	
	25		20					200														5							10	225	360
	8		12																			5							7	40	600
	720		584	21	750			3930				25									128					345	3444	15,405			

\* This will include only such cheese as is made upon the farm. Milk sent to cheese factories will be regarded as milk sold off the farm.

All unimproved land and wood lands

SCHEDULE 3.—Productions of Agriculture in Lamoy Township in the County of Washington, in the  
 Post Office: Osage Missouri



All unimproved land and wood lands not

1	ACRES OF LAND.			PRESENT CASH VALUE.		7	LIVE STOCK, JUNE 1, 1870.								15	PRODUCE DURING THE									24
	2	UNIMPROVED.		5	6		8	9	10	11	12	13	14	WHEAT.			19	20	21	22	23				
		3	4											16		17						18			
Name of Agent, Owner, or Manager.	Improved.	Wood-land.	Other unimproved.	Of farm.	Of farming implements and machinery.	Total amount of wages paid during the year, including value of board.	Horses.	Mules and Asses.	Milk Cows.	Working Oxen.	Other Cattle.	Sheep.	Pigs.	Value of all live stock.	Spring.	Winter.	Rye.	Indian Corn.	Oats.	Barley.	Buckwheat.	Rice.	Tobacco.		
	No.	No.	No.	Dolls.	Dolls.	Dolls.	No.	No.	No.	No.	No.	No.	No.	Dolls.	Bush.	Bush.	Bush.	Bush.	Bush.	Bush.	Bush.	Lbs.	Lbs.		
1 Scott George	40		180	400			5	1	2	2	2		15	400		32		250							
2 Scott Robert H	15			300	50		5	1	4	2	1	8	12	400				150							
3 Robinson Samuel	40		80	600	100		2	1	3	5	2		20	300				300							
4 Robinson Richard	40		240	800	20		2		1	1	9	16	250					200							
5 Compton Henry	15			200			1		1	2	2		4	150		13		125							
6 Guter Dolphus	15						5		4	3	5		24	550				100							
7 Martin Henry	14			300	75	40	2		3	2	2		17	400				100							
8 Dymon James	14				40				3	2	2	11	17	250				200							
9 Matthews Johnson	15		95	200	50		2		3	2			13	300				208							
10 Matthews Sidney	10						2		1	1			8	170				200							
11 Maxwell Thomas	60	140	2000	150	25	8	2	6		6	25	39	1500		100		500	200							
12 Robinson Yachan	30	240	500	60			1		3	2	4		34	230				150						1000	
13 Garner Green	20			300			2		1		2	12	16	200				100							
14 Pashin William	60	330	1500	80	30	4	1	4	4	3	17	18	640				500								
15 Smith Michiel	30				50	2		2	6	1			2	300				200	30						
16 Allen John W	40	74	1000				2		2	2	2		28	300				500							
17 Blunt John P	15	145	300	75	95	2		1	4	1			10	350				150							
18 Blunt Peter D	30			300			5		2	4	2	12	15	600					30						
19 Walton Andrew	15			15	28	1		2		3			12	200				200							
20 Hewitt James T	40		1000	150	30	4	1	4		3	21	30	700				400	40							
21 Walton Joseph	33			600	15	2		5		5	15	22	625				100								
22 Jinkins John W	30	90	500	50		1		3				10	240				150	25							
23 Silvy John	20	40	300	50	40	2	1	2		1	9	12	300				400	10							
24 League Wm S	34	200	1200	100	160	5		1		1	5	14	700				700								
25 Walton John	12			600		2		5	4	4	6	8	500				200								
26 Gibson Robert	27	60	700	150		3		3		4	14	25	400				300								
27 Jinkins David	30	50	800	100		5		3	4	6	17	13	700		10		200								
28 Silvy Wm	50	190	1500	75		3	1	4	4	4	13	13	600		100		350	20							
29 Hill Alfred	65		1000	150	80	2		1					14	300		85	85	200	100						
30 Day George	30			500	20	1	6	2	1				12	800				500	150						
31 Compton Henry	90	357	2000	150	150	7	2	4	6	13	7	40	1400		85		500	300							
32 Prafity William	10								2	4	2		18	250		85		150							
33 Keen James	25	125	1200	50		1	2	2		1			300				150	50							
34 Wilson George	10	150	300	15		2	1	2		1	11	6	200				150								
35 Sunness Wm	25	55	400			4	4	3		1	5	30	450			15	40	100							
36 Johnson Isaac	40	180	1000			4	2	2		3	4	26	400		52		400	100							
37 Hudson Thomas	18			75		2	1	3		4	8	21	350				200	100							
38 Maxwell Joseph B	25	60	600		30	3		3		1			20	430				300							
39 Silvy James	50	60	1300	100	100	3	1	3	6	5			25	600			100	300	20						
40 Gregory Richard	12					1							4	100				300							
	1200	3141	24200	1430	853	107	26	104	41	101	229	683	17855		477	115	10123	1275						1000	

State of Missouri, enumerated by me on the 7 to 12 day of June, 1870.

Joseph B. Moore, Ass't Marshal.

YEAR ENDING JUNE 1, 1870.																									TOTAL VALUE.					
Cotton.	Wool.	Peas and Beans.	POTATOES.		Orchard products.	Wine.	Produce of Market Gardens.	DAIRY PRODUCTS.			SEED.			Hops.	Hemp.	Flax.	Flax-seed.	Silk cocoon.	SUGAR.		Molasses.	BEES.		Forest products.	Value of Home Manufactures.	Value of animals slaughtered for slaughter.	Estimated value of all farm production, including betters and additions to stock.			
			Irish.	Sweet.				Butter.	Cheese.*	Milk sold.	Hay.	Clover.	Grass.						Maple.	Cane.		Wax.	Honey.					Dolls.	Dolls.	
Bales (450 lbs.)	Lbs.	Bush.	Bush.	Bush.	Dolls.	Gallons.	Dolls.	Lbs.	Lbs.	Gallons.	Tons.	Bush.	Bush.	Lbs.	Tons.	Lbs.	Bush.	Lbs.	Lbs.	Hds. (1,000 lbs.)	Gallons.	Lbs.	Lbs.	Dolls.	Dolls.	Dolls.	Dolls.			
25	26	27	28	29	30	31	32	33	34	35	36	37	38	39	40	41	42	43	44	45	46	47	48	49	50	51	52			
			8					20			2															80	260	1		
	18		15					50													5				10		100	2		
			40					150			✓																190	520	3	
	20		75		100			50													5					140	960	4		
			11					150													45					45	160	5		
								150																			120	270	6	
			10					150													30						100	280	7	
	20		30					100																			25	175	8	
			35					200													38						70	400	9	
			10																		5						50	225	10	
	40		10	20	150			200													30						400	1460	11	
																					5						140	300	12	
	25				50						4										20					60	300	13		
	25				100			100			2										25					150	750	14		
																					8						70	220	15	
					30			50			1										5						150	660	16	
			20		20																						106	236	17	
			8	20				150																			120	375	18	
			12					50																			75	265	19	
	40		12					200													75					15	75	505	20	
	40		10		40			200			30															20	105	900	21	
			50	15	50			150			2																135	470	22	
	20		10					50																			10	80	385	23
	16							50			3																56	570	24	
	14				250			200																			90	940	25	
	20							90			2										40					10	56	365	26	
	30		5								1															20	160	470	27	
	25		25		30			300			4										20						140	560	28	
	20		20		40			100																			45	140	460	29
	8		8					200			3																	600	30	
	15		30		25			150			3																189	320	31	
			20					100			1																35	200	32	
			10					100																			30	400	33	
	25		20	2																							25	200	34	
	5		5																								36	130	35	
	65		25	10	20			150																			136	950	36	
	25		50					100																			15	95	392	37
			25					100			10																75	450	38	
			25					200																			130	850	39	
																													200	40
516			634	67	905			3590			69									5					145	384	18,233			

\* This will include only such cheese as is made upon the farm. Milk sent to cheese factories will be regarded as milk sold off the farm.



State of Missouri, enumerated by me on the 13<sup>th</sup> to 15<sup>th</sup> day of June, 1870.

Joseph B. Maxwell, Ass't Marshal.

YEAR ENDING JUNE 1, 1870.

Cotton. Bales (450 lbs.)	Wool. Lbs.	Pens and Beans. Bush.	POTATOES.		Orchard products. Dolls.	Wine. Gallons.	Produce of Market Gardens. Dolls.	DAIRY PRODUCTS.				SEED.			SUGAR.				BEEES.		Forest products. Dolls.	Value of Home Manufactures. Dolls.	Value of animals slaughtered or sold for slaughter. Dolls.	TOTAL VALUE. Dolls.						
			Irish. Bush.	Sweet. Bush.				Butter. Lbs.	Cheese.* Lbs.	Milk sold. Gallons.	Hay. Tons.	Clover. Bush.	Cress. Bush.	Flax. Lbs.	Hemp. Tons.	Flax-seed. Lbs.	Silk cocoons. Lbs.	Maple. Lbs.	Cane. Hhds. (1,000 lbs.)	Molasses. Gallons.					Wax. Lbs.	Honey. Lbs.				
25	26	27	28	29	30	31	32	33	34	35	36	37	38	39	40	41	42	43	44	45	46	47	48	49	50	51	52			
1	15		15					200																		70	520	1		
2								100																			70	220	2	
3	50		6					200				3														35	160	675	3	
4								200				10									615						75	615	4	
5	80		15		100			200				10									75						700	2400	5	
6	50							50				1									60						60	650	6	
7	10		6		15			100				1									90					20	170	730	7	
8	25		15	10				100				+																150	8	
9	9		20	12				20				2									20						165	440	9	
10	21			15	15			150				2														25	100	225	10	
11	19		12					40				2									26						68	490	11	
12			60		50			100				2									40						28	270	12	
13			50					50																		30	150	230	13	
14	45		10					100																					194	14
15			05					100				1																	85	15
16	12		25					200				+															120	930	16	
17	12		25		20			100				2																		17
18																														18
19																														19
20																														20
21																														21
22																														22
23																														23
24																														24
25																														25
26																														26
27																														27
28																														28
29																														29
30																														30
31																														31
32																														32
33																														33
34																														34
35																														35
36																														36
37																														37
38																														38
39																														39
40																														40
	336		259		180			1810				28								236						110	1936	8824		

\* This will include only such cheese as is made upon the farm. Milk sent to cheese factories will be regarded as milk sold off the farm.



SCHEDULE 3.—Productions of Agriculture in Johnson Township, in the County of Washington, in the Post Office: Orange Missouri



46

22

Name of Agent, Owner, or Manager.	ACRES OF LAND.			PRESENT CASH VALUE.			LIVE STOCK, JUNE 1, 1870.								PRODUCE DURING THE YEAR.										
	Improved.	UNIMPROVED.		Of farm.	Of farming implements and machinery.	Total amount of wages paid during the year, including value of board.	Horses.	Mules and Asses.	Milch Cows.	Working Oxen.	Other Cattle.	Sheep.	Swine.	Value of All Live Stock.	WHEAT.										
		No.	Wood-land.												Other unimproved.	Dolls.	Dolls.	Dolls.	No.	No.	No.	No.	No.	No.	No.
1	2	3	4	5	6	7	8	9	10	11	12	13	14	15	16	17	18	19	20	21	22	23	24		
Rutledge John	25		55	500	25			X	1	2	3	8	20	150		20	<del>200</del>	200							
DeClue Paul	8						2	X	1		1	<del>1</del>	19	175			<del>100</del>	100							
Hulsey Charles	40		80	400	100		2	X	3	2	3	15	25	400			<del>200</del>	200							
Miller Jacob	6							X	2	2	1	4	4	125			<del>100</del>	100							
Northcut Susan	15		50	300			2	X	4	2		12	8	400		55	<del>200</del>	200							
Senter William	40		177	2000	100	60	5		4	2	7	11	70	700		150	<del>600</del>	600	60						
Baker David	30			300			4		4		2	7	33	400		50	<del>400</del>	450							
Hogan James	17				60		2		2		2	7	7	175		<del>100</del>	<del>175</del>	175							
Baker Catharine	20		20	200			2		2			12	15	210		100	<del>200</del>	200							
Goff Charles L	15		150	400	100		5		3	2	4	8	30	450		50	<del>200</del>	200	20						
Bryan Washington	8						3					5	7	130			<del>100</del>	100	40						
Bryan Belia	18		22	200	50				1	2	2	3	9	140			<del>50</del>	<del>100</del>	20						
Starvel Bernard	36		146	900	30		3	1	4	2	5	14	16	500		70	<del>550</del>	550	40						
Gipson J H	25						1		1					100			<del>100</del>	100	100						
Blanton Joshua	30		70	400			4					13	14	250		150	<del>40</del>	90	20						
Jackson Smith	30		90	500	75		3		4		4		30	350			<del>250</del>	250	40						
Hulsey William	80		757	4000	400	200	4	3	8	2	15	10	100	1100			<del>600</del>	600							
Hulsey John	10						1		1	2	1		15	200			<del>50</del>	50							
Boater Daniel	50		350	4000	50		3	3	6	4	10	15	50	1000		40	<del>300</del>	300	100						
Hale N S	12						2		3		6		16	300		24	<del>150</del>	150	40						
Muskgrove Simpson	13			200			1		1		1	2	7	125			<del>75</del>	75							
Crutcher O P	45		150	1600	60	100	5		5		7	20	44	700			<del>700</del>	700	400						
Farner Augustus	30		50	400	75		2		3		4	12	20	300		40	<del>200</del>	200	50						
Onions B F	12			600			4		2		2		14	300			<del>250</del>	250							
Rose C C	35			300			3		2	4			15	300			<del>400</del>	400							
Greenlee Rachael	21						1				1		10	100		24	<del>60</del>	60							
Rose James	10			500			1		1		1			80			<del>200</del>	200							
Bouchard Betal	20			200			2		2		1	5	14	200			<del>200</del>	200							
Hopkins Susan	40		140	300			2		1	2	2	13	20	770		20	<del>400</del>	400							
Smith John	40		240	600			2		4	2		34	30	300		36	<del>300</del>	300							
DeClue Paul	25		95	400			1		4	2	9	54	25	300		40	<del>100</del>	100	10						
Pelete Abraham	10			200			1		1	X	2	X	10	100			<del>100</del>	100	<del>10</del>						
Hinn Micheal	25			500			2		3	2	8	10	25	400		30	<del>200</del>	200	20						
Nicholson Belia	40		40	500			1		1	2	2	10	25	275			<del>200</del>	200	100						
Scott Noah	9		79	600	50		1		1	X	1	X	10	200			<del>100</del>	<del>100</del>	<del>100</del>						
Scott Thomas	30		57	700	100		1		2	2	2		9	150			<del>250</del>	250	40						
Jackson Richard	8		72	500			2		1			5	9	160			<del>100</del>	100	60						
McDonald John	5						X		1			5	6	50			<del>100</del>	<del>50</del>	<del>60</del>						
Nicholson J A	20		60	500			3		2		5	5	25	350			<del>150</del>	150	50						
Bass George W	50			1000	100		3	1	2		7	15	20	400			<del>100</del>	100							
TOTAL	1003		2343	23700	1145	360	86	8	92	41	116	285	825	12815		899		9100	1310						

Ab. Sill

State of Missouri, enumerated by me on the 11.12.18 day of August, 1870.

Joseph B. Maxwell, Ass't Marshal.

YEAR ENDING JUNE 1, 1870.

Cotton.	Wool.	Fens and Demus.	POTATOES.		Orchard products.	Wine.	Produce of Market Gardens.	DAIRY PRODUCTS.			SEED.			Hops.	Hemp.	Flax.	Flax-seed.	Silk cocoons.	SUGAR.		Molasses.	BEES.		Forest products.	Value of Home Manufactures.	Value of animals slaughtered or sold for slaughter.	TOTAL VALUE.					
			Irish.	Sweet.				Butter.	Cheese.*	Milk sold.	Hay.	Clover.	Grass.						Maple.	Cane.		Wax.	Honey.					Dolls.	Dolls.			
(450 lbs.)	Lbs.	Bush.	Bush.	Bush.	Dolls.	Gallons.	Dolls.	Lbs.	Lbs.	Gallons.	Tons.	Bush.	Bush.	Lbs.	Tons.	Lbs.	Bush.	Lbs.	Hbds. (1,000 lbs.)	Gallons.	Lbs.	Lbs.	Dolls.	Dolls.	Dolls.	Dolls.						
25	26	27	28	29	30	31	32	33	34	35	36	37	38	39	40	41	42	43	44	45	46	47	48	49	50	51	52					
	10		15																		25					48	260	1				
			12																			20					40	170	2			
	40		10	50	50			50																	30	120	440	3				
	10		15					50																		75	32	110	4			
	40		8					100			1															15	48	280	5			
	40		50					200			1											30				30	280	1120	6			
	23		15					100																		20	140	575	7			
	10		10					50																		15	25	200	8			
	25		20	15	15			50																		25	64	401	9			
	20		15					60																		9	170	424	10			
	15		10																							15	20	185	11			
	10		10																								16	75	12			
	30		36					50			4															36	12	138	714	13		
			6																								50	148	14			
	10																											65	15			
	40							100			2															40	30	120	757	16		
	20		10					50			1																160	603	17			
			6																								80	135	18			
	40		15	15				100			2															20	64	485	19			
			25					100																			15	50	289	20		
			80																									50	100	21		
	30		15					200																			80	25	144	934	22	
	25		15	25				50																			40	220	475	23		
			10					100																					188	24		
																												64	300	25		
			10																									64	123	26		
																												40	160	27		
																												46	171	28		
	20		10					100																			20	18	46	410	29	
	50		100					70																			70	15	160	575	30	
	19							50																				15	10	68	242	31
																													30	104	32	
	20		15																									40	200	33		
	15		15					50																				25	64	292	34	
																													64	187	35	
			100					40																				50	330	36		
	14		14																									20	24	185	37	
			10																										24	65	38	
	10							100																				20	30	240	588	39
	35							30																					88	405	40	
	621		682					1850																		50	329	3191	13400			

\* This will include only such cheese as is made upon the farm. Milk sent to cheese factories will be regarded as milk sold off the farm.

SCHEDULE 3.—Productions of Agriculture in *Johnson Township* in the County of *Washington*, in the  
 Post Office: *Orange Missouri*



1	ACRES OF LAND.			PRESENT CASH VALUE.		7	LIVE STOCK, JUNE 1, 1870.								PRODUCE DURING THE YEAR.								
	2	UNIMPROVED.		5	6		8	9	10	11	12	13	14	15	WHEAT.		19	20	21	22	23	24	
		3	4												16	17							
Name of Agent, Owner, or Manager.	Improved.	Wood-land.	Other unimproved.	Of farm.	Of farming implements and machinery.	Total amount of wages paid during the year, including value of board.	Horses.	Mules and Asses.	Milk Cows.	Working Oxen.	Other Cattle.	Sheep.	Swine.	Value of All Live Stock.	Spring.	Winter.	Rye.	Indian Corn.	Oats.	Barley.	Buckwheat.	Rice.	Tobacco.
No.	No.	No.	Dolls.	Dolls.	Dolls.	No.	No.	No.	No.	No.	No.	No.	Dolls.	Bush.	Bush.	Bush.	Bush.	Bush.	Bush.	Bush.	Libs.	Libs.	
Reynolds George	40		200	1500	25		1	5	2	10	16	30	650					300					
Stovall Thomas	15		250	1000	100		6	1	4				2	450	100			600					
Northcut John	50		117	800	150		7	1	4	4	9	6	50	950				150	100				
Mercer Isaac	16		144	400			3	2	2				8	225				150					
Whitby Joseph	40			500	75		3	1	4		1		12	350				120					
Jagrig Madison	40		100	800			7	2	5	2		25	30	700				400	200				
Metcalf Thomas	70		890	6000	60		2	2	7	2	6	55	40	900	100			500	300				
Fitzwater Robert	8						2		1			10	17	200				150					
Hulsey James	10			300			1						16	100				100	50				
Harper John A.	50		70	800	100		4	4	3		2	13	15	600				250	100				
Glover B. F.	18						3		2		2	5	15	250	19			100	75				
Pinson Emily	30		90	400	50		2	2	2		3	20	13	350	12			150	50				
Stanford Solomon	10		30	100			2		1		2		4	135				50					
Pharris Michael	30		50	500			1		1				9	85				150					
Summers William	40		120	1500	100		6	4	5		6	20	20	900	49			400	40				
Pinson John	40		40	1000	100		8	1	6	3	7	26	20	900	160			50	50				
Pinson Joseph	30		50	400	50													30					
Jinkinson Maria	4						2	1	2		1	10	225					60					
Pinson Joseph A.	30		70	1000	50		2		2		4	10	19	250	60			200	100				
Fitzwater Noah	25		17	600	40		4		2		4	12	20	375	41			250	30				
Grant Samuel	25		60	600	100		4		3	4	7		40	650				500					
Swan Charles M.	80		119	1800	100		2	1	2		2	11	15	350	65			500	100				
Morrison Lewis	8		300	1000	75		2		2	2	6		22	400	12			100	75				
Dickson David	20		60	700			1	1	2		1	10	10	240	32			125	10				
Anthony John M.	80		100	2000	200		7	2	3	2	30	3	30	900	200			900	50				
Harper Isaac	40		90	800	50				2	2	2	4	14	200	40			200					
Summers R. A.	60		20	800	50		6	2	3		4	12	35	775	100			600	125				
Kimberlin Jacob	20		40	500	40		4		4		3		34	408				300	70				
Jones John	50		150	1000	50		4		1		3	12	25	350	25			200	20				
Pratt James	43		77	1000	75	25	6	2	4		4		30	700	95			600	100				
Harmann Reubin	55		75	1500	100	75	5	1	7	2	8		30	700	50			700	150				
Dennock A. M.	25		15	400			1		2	6	4		6	400				200	60				
Taylor Preston J.	30		100	800	50				2	1	3	6	20	400				300	150				
Kimberlin Renard	30		50	800	100		2	2	6	6	5	19	30	800	125			300	40				
Record John W.	25		95	400	50		1		2	4	2		20	400				200	40				
Hill William F.	40		160	600			3		2				10	225	30			100	150				
Sappington Joseph	18		2	100					1			17	4	50	30			150	100				
Pratt Alexander	30		2	200	100		4		5	6	6	77	20	400	65			200	150				
Blanton Absalom	40		40	300			3	1	2				14	300	50			300	300				
Blanton Henry	5						2		1				4	125				150					
	1320		3525	33100	2040	100	123	33	113	44	149	329	765	17393	4600			10985	2785				

State of *Missouri*, enumerated by me on the *14, 15, 16* day of *August*, 1870.

*Joseph B. Maxwell*, Ass't Marshal.

YEAR ENDING JUNE 1, 1870.																									TOTAL VALUE.				
Cotton.	Wool.	Pean and Beans.	POTATOES.		Orchard products.	Wine.	Produce of Market Gardens.	DAIRY PRODUCTS.			SEED.			Hops.	Hemp.	Flax.	Flax-seed.	Silk cocoons.	SUGAR.		BEES.		Forest products.	Value of Home Manufactures.	Value of animals slaughtered or sold for slaughter.	Estimated value of all farm production, including herds, flocks, and additions to stock.			
			Dolls.	Gallons.				Dolls.	Lbs.	Lbs.	Gallons.	Tons.	Bush.						Bush.	Lbs.	Tons.	Lbs.					Bush.	Lbs.	Hhls. (1,000 lbs.)
25	26	27	28	29	30	31	32	33	34	35	36	37	38	39	40	41	42	43	44	45	46	47	48	49	50	51	52		
	50		40					150			8															79	469		
			15		60			100													5					96	737		
	13		6		25			100			1															160	380		
											8										5					48	220		
					25			200			3															50	80	444	
	75		25					100			12										5					40	120	630	
	120		75					500													5					80	160	1207	
	20		7					50																		25	56	236	
																										96	178		
	25		10					100			1										5					12	128	486	
	14		10					50													5					10	101	196	
	25							50													5					35	114	279	
																										40	72		
			10					25			3										5					80	335		
	60		40					100			8															50	120	684	
	60		40		40			300			3										5					70	96	942	
											8																	126	
								50																		8	58	118	
	20		18					100													5					25	96	450	
	15				40			100			5															150	586		
								100																			160	480	
	28				40			100			6															17	132	753	
					20			100																			72	320	
	27		11					50			1															20	109	309	
	9		20					100																			260	1202	
	8		14					50																			104	291	
	40		10					50			5															150	974		
	24		10					100																		50	80	467	
					50						2															95	350		
					10			50																			144	764	
								100			2															200	907		
			12					30																		96	337		
	12		25																							60	347		
	40		15					200																		25	64	559	
			10		25			100																			64	284	
			25																								72	284	
	25				10																						16	152	
	35							50																		20	80	423	
								30																			88	405	
			25																								16	124	
	445		473		345			3285			45									475					537	2940	18507		

All unimproved lands here are more or less wood lands

\* This will include only such cheese as is made upon the farm. Milk sent to cheese factories will be regarded as milk sold off the farm.



SCHEDULE 3.—Productions of Agriculture in Johnson Township, in the County of Washington

Post Office: Orange Missouri

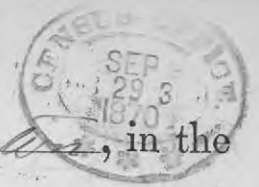
All unimproved lands here and more or less wood lands

Name of Agent, Owner, or Manager.	ACRES OF LAND.			PRESENT CASH VALUE.		Total amount of wages paid during the year including value of board.	LIVE STOCK, JUNE 1, 1870.								PRODUCE DURING THE YEAR.										
	Improved.	UNIMPROVED.		Of farm.	Of farming implements and machinery.		Horses.	Mules and Asses.	Milk Cows.	Working Oxen.	Other Cattle.	Sheep.	Swine.	Value of ALL live stock.	WHEAT.		Rye.	Indian Corn.	Oats.	Barley.	Buckwheat.	Rice.	Tobacco.		
		No.	No.												No.	Dolls.								Dolls.	No.
1	2	3	4	5	6	7	8	9	10	11	12	13	14	15	16	17	18	19	20	21	22	23	24		
1 <u>Garrett Levi</u>	10		70	250			4		2			12	15	300		10		150							
2 <u>Blanton Alexander</u>	40		40	500			2		2		1	16	10	350		105		300	65						
3 <u>Shalve Victor</u>	15		140	300	100		1		7	4	1	20		400		35		50							
4 <u>Leary David</u>	10		70	400			2		1			9		200		70		20							
5 <u>Maxwell James</u>	28			600	50		1		1		2	13	15	255				350	75						
6 <u>Doty Scott C</u>	9			1000			1		1			5		100				200							
7 <u>McKeon Mary</u>	30		150	500	40		4		3	2	8	14	20	550		60		300	60						
8 <u>McMin George</u>	20		220	800	50		1		2	2	1	13		240		39		220	10						
9 <u>Hill Jonas</u>	25		400	400	50		5		3		2	12		350				200	60						
10 <u>Mercer Catharine</u>	15		205	500			2		2			7		200				100	20						
11																									
12																									
13																									
14																									
15																									
16																									
17																									
18																									
19																									
20																									
21																									
22																									
23																									
24																									
25																									
26																									
27																									
28																									
29																									
30																									
31																									
32																									
33																									
34																									
35																									
36																									
37																									
38																									
39																									
40																									
		202	895	5250	290		23	1	24	12	17	55	126	2945		319		1890	290						



SCHEDULE 3.—Productions of Agriculture in Paradise Township in the County of Washington, in the

Post Office: Caledonia Mo.



Name of Agent, Owner, or Manager.	ACRES OF LAND.			PRESENT CASH VALUE.		Total amount of wages paid during the year, including value of board.	LIVE STOCK, JUNE 1, 1870.								PRODUCE DURING THE									
	Improved.	UNIMPROVED.		Of farm.	Of farming implements and machinery.		Horses.	Mules and Asses.	Milk Cows.	Working Oxen.	Other Cattle.	Sheep.	Swine.	Value of ALL live stock.	WHEAT.			Indian Corn.	Oats.	Barley.	Buckwheat.	Rice.	Tobacco.	
		Wood-land.	Other unimproved.												Dolls.	Dolls.	Spring.							Winter.
1	2	3	4	5	6	7	8	9	10	11	12	13	14	15	16	17	18	19	20	21	22	23	24	
1 Deering Richard 10							2	2	2		8	15	15	300		104		900	200					
2 Boyer Richard 10								1	2	1			4	80				100	10					
3 Ayers John 18					25			2	4	1	8	10	100		355			150	200					
4 Polite Lexie 5								1	2	1	18	4	100					20						
5 Deering Henry 40	50			1300	30		4	1	3	2	6	28	20	400		75		300	200					
6 Hawk King 7 25	25			200	100	240	2	8	4		10	34	80	1075		100		800	150					
7 New Bernard 10							1	1	3	3	14	17	200					250						
8 Polite Julie 5									2				1	50				25	70					
9 Mackay Larkin 10									2				34	100				25						
10 Polite Lewis 7							1	2					1	100				200						
11 Deles Lewis 10							2	1		2				150				100						
12 Devison Jasper 8							1						4	25				50						
13 Lane William 20									6	3	3		6	125				50	15					
14 Lane Jane 40							4	1	4	2	1	8	20	400				300	20					
15 Deles Antonine 20	200			400			1	2	2	6	1	15	250					20						
16 Robar Phil 20							1	2	2	8			5	150				45						
17 DeLune Frank 5									2					50				20						
18 Coleman Leon 10	134			150			2	1	1				4	125				50	25					
19 Corryt Virgil 4				140			1	2	2	1			6	175				20	20					
20 Deles Peter 25	125			500			3	1	2	5	10	15	250		50			600	50					
21 Boyer Dale 12	28			200			2	2	2	7			6	300				150	20					
22 Jackson Susan 25	125			1000			2	2	2	5	14	14	200					200						
23 Pratt James 20				1000														50	25	25				
24 Deles Adeline 15													1	5				25	25					
25 Deles Lewis 15	85			200			1	1	1		1		6	125				100	50	50				
26 Hinch John 24	88			2200			3	2	4	4	12	18	12	400		170		800	200	40				
27 Hinch W. G. 10							1	1	1	1	1	18	750					175	175	40				
28 Polite Phil 20							1	2	3	3	9	20	200					100	40	40				
29 Deles Adeline 10	20			600			1	3	4	3		12	200		20			100	10	10				
30 Coleman Charles 14							1	2	3	1			2	150				100	40	40	70			
31 Coleman Antonine 8									1	2			1	100				100	20	20				
32 Becket Julius 5								3	2	1			6	150				50	25	25				
33 Hinkley John 20				100	200				2				30	125				100	40	40				
34 Deles Patrick 4							2	1	1	1			7	150		50		50	50					
35 Deles Samuel 7									1	5	2	12	125					150	50	50				
36 Becket Edmund 60	20			400			1						9	60		200		50	50					
37 Deles Washington 22							2	1	2	3	13	13	200		100			200	200					
38 Deles Charles 4									1	3		8	10	75				50	50					
39 Becket Sarah 10							1		2					15	100			50	50					
40 Becket Joseph 5									1					2	20			20	20					

1488  
 10790  
 2555  
 440  
 43  
 16  
 67  
 53  
 88  
 194  
 427  
 330  
 888  
 25  
 1545





SCHEDULE 3.—Productions of Agriculture in Kingston Township in the County of Washington, in the Post Office: Calverton Md



1	ACRES OF LAND.			PRESENT CASH VALUE.		7	LIVE STOCK, JUNE 1, 1870.								PRODUCE DURING THE YEAR.									
	2	UNIMPROVED.		5	6		8	9	10	11	12	13	14	15	WHEAT.		19	20	21	22	23	24		
		3	4												16	17								
Name of Agent, Owner, or Manager.	Improved.	Wood-land.	Other unimproved.	Of farm.	Of farming implements and machinery.	Total amount of wages paid during the year, including value of board.	Horses.	Mares and Asses.	Milk Cows.	Working Oxen.	Other Cattle.	Sheep.	Swine.	Value of all live stock.	Spring.	Winter.	Rye.	Indian Corn.	Oats.	Barley.	Buckwheat.	Rice.	Tobacco.	
	No.	No.	No.	Dolls.	Dolls.	Dolls.	No.	No.	No.	No.	No.	No.	No.	Dolls.	Bush.	Bush.	Bush.	Bush.	Bush.	Bush.	Bush.	Lbs.	Lbs.	
1 Boyer Paul 20							1	1	2	3			20	175				400						
2 May Frank 15							3	3	2	2			11	12	225			175	20					
3 May John 10							1	1	2				12	10	150			150	40					
4 Coleman Dew 10							1	1	2	4				40	175			20	40					
5 Harriet 10							1	1	2	2				8	100			50						
6 Dulure LeRoy 7							2	1		2				5	125			40	10					
7 Coleman Arthur 20			20	250			1	1	2				4	2	125			150	25					
8 Coleman Joseph 40		160		800			2	3	2	2	3	4	10	225		40		100	50					
9 Boyer Moses 10		40		300			2		3				2	10	100			100	30					
10 Boyer Dew 8									2	2			2	1	100			60	50					
11 Boyer James 8									1					1	25			100						
12 Wood James 8									2	2	2	4	4	120			100							
13 Boyer James 8							1	1		2	1	6	100				60							
14 May Stephen 4							1		2	2			10	15	250			150	30					
15 Coleman Joseph 15							2	1					2	1	225			110	35					
16 Boyer Joseph 4							1	1	3	3			12	10	100			200	80					
17 Jacob 30							2	1						10	85			300	500					
18 Winton Dew 20							2	1		3	3	7	20					80	200					
19 Lewis Anthony 9							3	1		3	3	7	200					80	20					
20 Murphy P. S. 35		1450	500	1000	250	100	8	6	2		3	15	2	150		20		110						
21 Yates John 8		400		200					1	2				100				80	40					
22 White Joseph 50		170	200	100	80		4	7		6	15	30	900				500	100						
23 McKenyon J. 250		3650	18000	400	100		7	3	4		10	65	35	100				800	400					
24 Thomas 11		120	1500	240			2	3	2	2				600			850							
25 Colite Antonio 25							2	2	2	1	7	5	300		20		200	98						
26 Dunning John 15							2	1					4	6	125			50						
27 Dison James 30		100		500			1	2	3		2	7	10	100			150	50						
28 Guther Barney 15									1					10	40			150	10					
29 Parker Minnie 20		50		500			3	3	2	7	40	12	400		40		175	50						
30 Madgaly Frank 20		200		1500			2	1	2	4			60	300		140		600	100					
31 Miller James 15				25	400		1	2	3				6	15	200		50	200	30					
32 Coleman Frank 20		40		300					2	2	2	7	16	200				200	40					
33 Carter Port 18							1	1	2					5	80			90						
34 Biver William 10									2		3			6	60			50	60					
35 May John 12										4				6	110			175						
36 Wilson Samuel 15		170		300			5	5	2	10	55	38	800				1500	200						
37 Hurst J. M. 29		125		250			4	3	4		10	30	20	800				900	200					
38 Neal Charles 7		125		500			1	1						20	140			300	100					
39 Gibson Lucy 20		47		500			2	1	2	1	6	4	200					80						
40																								
	990	6257		8050	790	250	66	28	72	44	90	308	198	10760		462		9145						

State of Mo., enumerated by me on the 9 day of July, 1870.

James W. Merrill Ass't Marshal.

YEAR ENDING JUNE 1, 1870.

Cotton. Bales (50 lbs.)	Wool. Lbs.	Peas and Beans. Bush.	POTATOES.		Orchard products. Dolls.	Wine. Gallons.	Produce of Market Gardens. Dolls.	DAIRY PRODUCTS.			Hay. Tons.	SEED.		Hops. Lbs.	Hemp. Tons.	Flax. Lbs.	Flax-seed. Bush.	Silk cocoons. Lbs.	SUGAR.			BEES.		Forest products. Dolls.	Value of Home Manufactures. Dolls.	Value of animals slaughtered or sold for slaughter. Dolls.	TOTAL VALUE. Dolls.				
			Irish. Bush.	Sweet. Bush.				Butter. Lbs.	Cheese.* Lbs.	Milk sold. Gallons.		Clover. Bush.	Grass. Bush.						Maple. Lbs.	Cane. Hhds. (1,000 lbs.)	Molasses. Gallons.	Wax. Lbs.	Honey. Lbs.								
25	26	27	28	29	30	31	32	33	34	35	36	37	38	39	40	41	42	43	44	45	46	47	48	49	50	51	52				
			50								2										20					80	400				
																						20					80	125			
																												120			
											2																	125			
																												50			
			15																								25	60			
																											80	130			
			8								1																40	145			
																												100			
			5																									20	110		
			80																									25			
			10								2																	65	100		
			85																									20	100		
	10																											80	60		
																													50	125	
																													40	100	
			15																										20	125	
																													55	100	
			5																										100	125	
			85								2																		100	125	
																													100	125	
			80								2																		350	400	
																													120	400	
			20		350			350			12																	130	1350		
			10																										975		
																													80	825	
			35																										20	60	
																													60	150	
			20																										80	125	
																													100	200	
			15					100			1/2																		80	200	
			80					800																					80	200	
								100																					80	2125	
																													50	125	
																														25	
																														70	110
																														125	
			80					800																					200	1400	
			45					800																						180	1000
			100								4																		400	400	
			10																										80	110	
	12		580		550			1350																					1260	10500	

\* This will include only such cheese as is made upon the farm. Milk sent to cheese factories will be regarded as milk sold off the farm.

SCHEDULE 3.—Productions of Agriculture in Roxbury Township in the County of Washington, in the Post Office: Calderon, Md.

SEPT 29 3 11/70

Table with columns: Name of Agent, Owner, or Manager; ACRES OF LAND (Improved, UNIMPROVED); PRESENT CASH VALUE; LIVE STOCK, JUNE 1, 1870 (Horses, Mules and Asses, Milk Cows, Working Oxen, Other Cattle, Sheep, Swine, Value of All Live Stock); PRODUCE DURING THE YEAR (WHEAT, Rye, Indian Corn, Oats, Barley, Buckwheat, Rice, Tobacco).

661 5809 102150 800 1200 30 16 35 44 57 20 195 95 20 130 6205 1155

State of Ill, enumerated by me on the 4 day of Aug, 1870.

James M. Powell, Ass't Marshal.

YEAR ENDING JUNE 1, 1870.

Cotton.	Wool.	Peas and Beans.	POTATOES.		Orchard products.	Wine.	Produce of Market Gardens.	DAIRY PRODUCTS.				SEED.				SUGAR.			BEES.		Forest products.	Value of Home Manufactures.	Value of animals slaughtered or sold for slaughter.	TOTAL VALUE.														
			Bales (450 lbs.)	Lbs.				Bush.	Dush.	Doll.	Doll.	Butter.	Cheese.*	Milk sold.	Hay.	Clover.	Grass.	Hops.	Hemp.	Flax.					Flax-seed.	Silk cocoons.	Maple.	Cane.	Molasses.	Wax.	Honey.	Doll.	Doll.	Doll.	Doll.			
25	26	27	28	29	30	31	32	33	34	35	36	37	38	39	40	41	42	43	44	45	46	47	48	49	50	51	52											
			15																	40								100	1									
																												30	100	2								
			30					100													60							80	45	3								
			25					50													80							90	550	4								
			15																										120	5								
			30																									15	115	6								
			30																									10	115	7								
			90																									40	70	8								
			10																										100	9								
			30																										50	10								
																												65	90	11								
																													100	12								
			50																		30							100	13									
																												100	14									
																												475	15									
								50																				2305	16									
			30																									120	450	17								
																												8	160	18								
																													100	19								
								20																					75	175	20							
			18																										8	100	21							
																													995	22								
			40					100																					100	23								
			10																										25	100	24							
																													100	25								
																													70	26								
			15																										80	140	27							
			15																												28							
																															29							
																															30							
																															31							
																															32							
																															33							
																															34							
																															35							
																															36							
																															37							
																															38							
																															39							
																															40							
	18		420					50				50																						256	16	30	720	6675

\* This will include only such cheese as is made upon the farm. Milk sent to cheese factories will be regarded as milk sold off the farm.

SCHEDULE 3.—Productions of Agriculture in *Union Township*, in the County of *Washington*, in the Post Office: *Caledonia Mo*



Name of Agent, Owner, or Manager.	ACRES OF LAND.			PRESENT CASH VALUE.		Total amount of wages paid during the year including value of board.	LIVE STOCK, JUNE 1, 1870.								PRODUCE DURING THE									
	Improved.	UNIMPROVED.		Of farm.	Of farming implements and machinery.		Horses.	Mules and Ases.	Milch Cows.	Working Oxen.	Other Cattle.	Sheep.	Swine.	Value of All live stock.	WHEAT.		Rye.	Indian Corn.	Oats.	Barley.	Buckwheat.	Rice.	Tobacco.	
		Wood-land.	Other unimproved.												Dollars.	Dollars.								Spring.
	No.	No.	No.	Dollars.	Dollars.		Dollars.	No.	No.	No.	No.	No.	No.	Dollars.	Bush.	Bush.	Bush.	Bush.	Bush.	Bush.	Bush.	Lbs.	Lbs.	
1 Taylor Adam	25			\$150	50	4	1	2	4			5	750				700	160						
2 Smith Lizzie	5							2				3	70				50							
3 Scott Francis	15	35	40	200	10	1	2	2	2	13	19	215					100	40						
4 Anderson Howard	20						1	2	2	4	13	190					200	150						
5 Aubachon Timothy	45	39		280	300	45	4	5	2	3		30	960				150	300						
6 Aubachon Theodor	100	100		1500	50	25	3	2				23	300				300	175						
7 Duffey Lucy	4	2		700			1	2				5	150				40							
8 Kenner John	7							1	2	2	1	40					50							
9 Keatlet John	80	80		1250	285		3	4	4	2		13	870	40			200	60						
10 Dand Mikel	27			100			2	2		3		43	325				400	200						
11 Dacy Simon	39			70			1	4		5		1	350				700	100						
12 Wilkins Alexander	40	100		1600	135		2	1	5	5	25	13	550				400	240						
13 Wilkison James	35			25	15	3	1	2		3		14	300				100	150						
14 Jackson W. B.	75	95		3000	15		2	4		3		29	475	115			200	150						
15 Benchel Alfonso	10	70		800			2	2				4	200				20	35						
16 Shores Wash.	10						1	4				5	400				100	100						
17 Coombes S. A.	20	60		200	10		2	2		3	10	18	350				300							
18 Portell Charles	15	100		100			1	1		2		10	100				150							
19 Lattie John	80			250	850	2	5	4	2	20		75	1210	100			750	200						
20 Smith M. W.	25	55		800	60		2	2		5	45	8	350				100	50						
21 Boyer Antonio	40			50			5	1	2	4	10	30	220	32			400							
22 — Francis	75	125		1000	50		2	2	2		5	12	150	40			100	30						
23 Deunna Lewis	10			50			2	2		2	14	10	350	8			40	50						
24 Mathews M. J.	25	165		1800	60		1	2	2	2	6	15	250				300	20						
25 Golf William	8	73		500	10		3	1		2		7	165				35							
26 Bidst Robert	10	39		3000	75		2	1	2		1	35	400				50							
27 Morehouse Henry	20	90		2000	100			2	2			6	135		50		200							
28 Boyer Thomas	10			30	90		2	1	2	2	10	16	200				150	50						
29 Doria Alexander	15	28		200	15		3	2	2	3	16	20	200				150	30						
30 — Augustus	15	28		200	10		1	1	2			5	135				100	20						
31 Aubachon Garcia	45	75		2500	15		2	2	4	5	3	21	400		30		300	180						
32 Merwin Peter	8							1				3	80		80		35							
33 Reardo John	30	90		1000	75		2	2	2	1		15	175				100	100						
34 Bushi Mathews	10			10			1	1	2	1		7	150				50	50						
35 Hayes E. C.	16	41		800	250		2	1	2	2	13	11	800				25	43						
36 Wilkison J. J.	80	120		1500	60		4	5	2	7	25	17	700				200	150						
37 Cutton William	25	10		850	75		3	4	4	6		6	200				150	150						
38 Boyer A. P.	20	40		400	2		1	2	2	2		2	300				100							
39 Gulerat James	3			300				2					50				5							
40 Portell John	35	70		900	35		1	2	2	3		15	20				250	100						
		1105		30150	2362	1390	12	30	62	52	106	202	5725	325			7900	3115						
														110			7930							

State of Md., enumerated by me on the 23d day of July, 1870.

James H. Powell, Ass't Marshal.

YEAR ENDING JUNE 1, 1870.

Cotton.	Wool.	Pean and Beans.	POTATOES.		Orchard products.	Wine.	Produce of Market Gardens.	DAIRY PRODUCTS.			SEED.			SUGAR.		Molasses.	BEES.		Forest products.	Value of Home Manufactures.	Value of animals slaughtered for slaughter.	TOTAL VALUE.							
			Irish.	Sweet.				Butter.	Cheese.*	Milk sold.	Hay.	Clover.	Grass.	Hops.	Hemp.		Flax.	Flax-seed.					Silk cocoon.	Maple.	Cane.	Wax.	Honey.	Dolls.	
Bales (450 lbs.)	Lbs.	Bush.	Bush.	Bush.	Dolls.	Gallons.	Dolls.	Lbs.	Lbs.	Gallons.	Tons.	Bush.	Bush.	Lbs.	Tons.	Lbs.	Bush.	Lbs.	Hhds. (1,000 lbs.)	Gallons.	Lbs.	Lbs.	Dolls.	Dolls.	Dolls.	Dolls.			
25	26	27	28	29	30	31	32	33	34	35	36	37	38	39	40	41	42	43	44	45	46	47	48	49	50	51	52		
			50					200			7										50					155	645		
			100					150																			98	70	
	14		7					100																			80	190	
	13		20					20																			72	310	
			200		100			150			10																145	665	
			60					150			2																100	310	
			10					20																			640	40	
			20					15																				50	
			40		100						20																90	520	
			60					100																			44	320	
			35					150																			50	410	
			10		100			100			2																	400	
			15					250																				112	175
			20		50			100			2																194	325	
			5								10																	12	25
	40		25					150																			80	55	
			20					20																			80	195	
																											40	100	
			50					200			20																220	600	
	100		20		100			150																			80	155	
	15		12																		50						95	450	
	10		15					20			2 1/2										25						80	150	
	23		60																								25	100	
	19		25					50													60						10	185	
																											40	25	
			20					100																			990	60	
			10																								25	140	
	16		10					20																			20	175	
	21		10					50													20						80	175	
			12																		20						80	120	
	6		12					250			1										180						25	50	
																					20						130	165	
			50																									60	
								50																				65	110
			8					20																				40	25
	20							75			2																40	55	
	57		50					150																				190	375
			10					25			1																	65	275
			20								1																	40	100
			10								2																	80	50
	261		141		450			25			7										20						2438	85	

\* This will include only such cheese as is made upon the farm. Milk sent to cheese factories will be regarded as milk sold off the farm.

SCHEDULE 3.—Productions of Agriculture in Union Township, in the County of Washington, in the Post Office: Caledonia Mo.



Name of Agent, Owner, or Manager.	ACRES OF LAND.			PRESENT CASH VALUE.		Total amount of wages paid during the year, including value of board.	LIVE STOCK, JUNE 1, 1870.								PRODUCE DURING THE YEAR.										
	Improved.	UNIMPROVED.		Of farm.	Of farming implements and machinery.		Horses.	Males and Asses.	Milk Cows.	Working Oxen.	Other Cattle.	Sheep.	Swine.	Value of all live stock.	WHEAT.		Rye.	Indian Corn.	Oats.	Barley.	Buckwheat.	Rice.	Tobacco.		
		Wood-land.	Other unimproved.												Dolls.	Dolls.								Spring.	Winter.
	No.	No.	No.	No.	No.		No.	No.	No.	No.	No.	No.	No.	Dolls.	Bush.	Bush.	Bush.	Bush.	Bush.	Bush.	Bush.	Libs.	Libs.		
1	2	3	4	5	6	7	8	9	10	11	12	13	14	15	16	17	18	19	20	21	22	23	24		
Boyer Daniel	35			20			1		4	3		12		250				200	150					1	
Moses	20	33		400	40		2		3	4	4	10		150				100	40					2	
Charles	20	30		400	50		2		3	5	5	17		265				225	135					3	
Gill James	8						1					1		75				70						4	
Boyer Phelix	18								2	2		11		100				100	20					5	
Richardson William	30				100		2		2			21		200				200	75					6	
Penman David	20	33		1000	150	150	5		4	2	2	24		35	5000										7
Govers Joseph	12						1		1																8
Owens James	30			70	200	35	2		2			16		175		40		200							9
Nolan James	30			70	800	25	2		2			16		200		200		10							10
Owens James	100			60	2000	20	2		5		8	45		30	400		50		400						10
Comings James	30			120	2000	10	4		2	2	2	7		20	20500		112		600						11
Boyer Mitchell	35			17	600	55	4		3		2	12		4	300		2		350		50				12
Boyer Evania	10			12	18	4	2		1			4		8	150				50						13
Hibard C. H.	150			250	2000	200	3		2	2		3		12	500			100	500	100					14
Boyer John	10				75		4		1	4		8		450				100	100						15
Bolet Leo	13				35		1		2	2	2	10		10	200			150	30						16
Paul Francis	9			21	150		1		1			2		150				200							17
Valentine	4						1		1	2		6		150				75							18
J. B.	15				40		2		2			2		10	250			200	40						19
Moorehouse Henry	30			24	1500	30	1		2	2	2	6		250			20	100	20						20
Mumman Sarah	30			50	2000		2		1	2		3		14	400			400	100						21
Mayer Thomas	40						2		1	2		3		40	400		20	200	100						22
Boyer Gabriel	19				30		1		2	2	4	11		200		20		150	50						23
Boyer Richard	10								1	2	1	18		80				100	10						24
Pinson John	35						2		2	3		3		15	15	200		9		200	200				25
Renshaw William	24						4		2			10		200				200	80						26
Whaly Maston	9						1		1			3		14	150			250							27
Chase Sufferon	35				75		4		1	2		22		200		15		200	125						28
Boyer Joseph	10								2	1	2	12		300				50	30						29
Montgomery Lewis	18						2		1			28		175				100							30
Long Columbus	35						2		1		1	18		300		15		300	125						31
Dezunia Tiffilus	12								1	4		3		10	150		8		80	20					32
Long John	30	400		400	5000	150	300		1	4	3	7		25	215	650		200	100						33
Bursill Frank	30						3		1	2		3		8	250			200	100						34
Portell Coletti	20									2		5		75				200	30						35
Paul John	30	135		800	10		7		4	2	8	25		15	620		60		250	20					36
Portell John	5						1		2	2		24		150				80	40						37
Hartwell Samuel	15	3		400			1		3	1		3		40	25	200		200	100						38
Paria Lewis	12									2		10		50				20	25						39
Gibo Lewis	5									2				40				20	20						40

1061 400 3635 33668 1120 750 75 2 24 36 86 307 262 15110 450 120 2550 2095

State of Mo., enumerated by me on the 27th day of July, 1870.

James W. Howell, Ass't Marshal.

YEAR ENDING JUNE 1, 1870.																									TOTAL VALUE.							
Cotton. Bales (450 lbs.)	Wool. Lbs.	Peas and Beans. Bush.	POTATOES.		Orchard products. Dolls.	Wine. Gallons.	Produce of Market Gardens. Dolls.	DAIRY PRODUCTS.			SEED.			SUGAR.			BEES.		Forest products. Dolls.	Value of Home Manufactures. Dolls.	Value of animals for slaughter. Dolls.	Estimated value of all farm production, including bet-terments and addi-tions to stock. Dolls.										
			Irish. Bush.	Sweet. Bush.				Butter. Lbs.	Cheese.* Lbs.	Milk sold. Gallons.	Hay. Tons.	Clover. Bush.	Grass. Bush.	Hops. Lbs.	Hemp. Tons.	Flax. Lbs.	Flax-seed. Bush.	Silk cocoons. Lbs.					Maple. Lbs.	Cane. Hhds. (1,000 lbs.)	Molasses. Gallons.	Wax. Lbs.	Honey. Lbs.					
25	26	27	28	29	30	31	32	33	34	35	36	37	38	39	40	41	42	43	44	45	46	47	48	49	50	51	52					
			50																		20					60	9.35	1				
																						20					40	1.35	2			
	5		30																			40					60	9.50	3			
	15		30					50														50					20	1.00	4			
																						30							1.00	5		
																														6		
			50					50																			80	2.10	6			
																											120	50	7			
			10																								50	200	8			
								10																			80	50	9			
	100		100		100			200																			120	3.75	10			
	50		35		100			100																			30	1.12	500	11		
	15		35		50			25																					2.75	12		
																														75	13	
			150		300			100																				120	1.70	14		
			9																											200	15	
	10		25																											135	16	
			5		125																									200	17	
			5					30																						100	18	
								50																						200	19	
																															200	20
			50		5																									135	21	
	18				150			200																						4.25	22	
	9		15					50																						215	23	
	24							25																						300	24	
	27		10					75																						500	25	
								50																						200	26	
			10																											200	27	
			10					100																						250	28	
			10					100																						250	29	
			4																											75	30	
			10																											75	31	
			10																											100	32	
	50		40					100																						250	33	
	10																													175	34	
			11																											175	35	
	50		100					150																						400	36	
																														150	37	
	50																													200	38	
																														50	39	
								50																						50	40	

817 825

\* This will include only such cheese as is made upon the farm. Milk sent to cheese factories will be regarded as milk sold off the farm.

489 25

32 1005

9525



SCHEDULE 3.—Productions of Agriculture in Union Township, in the County of Washington, in the Post Office: Caledonia Mo.



Name of Agent, Owner, or Manager.	ACRES OF LAND.			PRESENT CASH VALUE.		Total amount of wages paid to laborers, including value of board.	LIVE STOCK, JUNE 1, 1870.								PRODUCE DURING THE										
	Improved.	UNIMPROVED.		Of farm.	Of farming implements and machinery.		Horses.	Mules and Asses.	Milch Cows.	Working Oxen.	Other Cattle.	Sheep.	Swine.	Value of All live stock.	WHEAT.		Rye.	Indian Corn.	Oats.	Barley.	Buckwheat.	Rice.	Tobacco.		
		Wood-land.	Other unimproved.												Dolls.	Dolls.								Spring.	Winter.
		No.	No.												No.	No.								No.	No.
1	2	3	4	5	6	7	8	9	10	11	12	13	14	15	16	17	18	19	20	21	22	23	24		
1 <u>Dasia Lewis</u>	12								2			10	50												1
2 <u>Gibo Lewis</u>	5										2		40												2
3 <u>Boyer J. B.</u>	20							1	3	4	7		18	200											3
4 <u>Balmer Eliza</u>	20		48	200	100			3	3		4		18	200											4
5 <u>Dean Thomas</u>	10		70	200				2	3	4		6	30	350											5
6 <u>Calvert Lewis</u>	30							1	3	3	4	17	15	200											6
7 <u>Polite Edw</u>	10								1	2			3	75											7
8 <u>Dezunia Josephine</u>	3									2			6	60											8
9 <u>Peter</u>	13			50				2	1	2		5	3	200											9
10 <u>Boyer Henry</u>	12							1	1	1	2	3	6	3	200										10
11 <u>Dean James</u>	10							1	1	2	2	1	10	3	200										11
12 <u>Portell Francis</u>	30			80	200	20			1	2	2	6		16	250										12
13 <u>Lony William</u>	125		1125	5750	500	280	35	16	8		12		10	300											13
14 <u>Boyer Elisha</u>	15									1			11	6	50										14
15 <u>Christopher James</u>	18							1	3					100											15
16 <u>White Thomas</u>	40		920	2000	95	400	8	3	7	4	10	12	20	900	168			600	400						16
17 <u>Boyer Stephen</u>	15							2	1		3		12	100	60			200	100						17
18 <u>Brace J. R.</u>	10			2500	75	284	2	3	3	3			5	500											18
19 <u>Portell Joseph</u>	22		30	480				1		2	4			38	200										19
20 <u>Madore</u>	8							1	2					100											20
21 <u>Bordeaux Lewis</u>	15							1	2		5			6	200										21
22 <u>Campbell P.</u>	200		200	5000	300	400	4	1	4	3	18		30	1000	150			1200	500						22
23 <u>Laman Antonine</u>	4									1				13	100										23
24 <u>Bordeaux Willis</u>	45		400	400																					24
25 <u>Martin Baly</u>	30			75				4	5		5			11	500										25
26 <u>Lou Martha</u>	5			75	500			1	2					8	100										26
27 <u>Coleman Jeffry</u>	6			95	800			2	1		4			3	200										27
28 <u>Boyer Fredric</u>	4			84	300						2	2		4	100										28
29 <u>Blafs John</u>	6									2	2			11	80										29
30 <u>Jenkins William</u>	7							1	2		2			4	300										30
31 <u>Coleman Adria</u>	60		488	8000	500	100	2	2	8		9			18	125										31
32 <u>Dally</u>	35		15	50				1	2	2	4	10	20	125											32
33 <u>Jarrell Robert</u>	4				95						2			3	100										33
34 <u>Rusan E. J.</u>	35																								34
35 <u>Boyer Lewis</u>	30			400				4	3		3	15	3	400											35
36 <u>Gibo Akam</u>	14							2	1	1		3	4	36	175										36
37 <u>McCroen Wm.</u>	45		144	1200				1	1	1	7	3	8	200											37
38 <u>Boyer Augustus</u>	6			94	600			2	2	2	2	10	6	200											38
39 <u>Dasia Simon</u>	15							1	1		5	6	10	125	8										39
40 <u>Bushie John</u>	7							1	2					150											40

1050 1560 80 555 1605 1264 10 26 81 42 119 124 385 8525 286 8415 2758

State of Mo., enumerated by me on the 28 day of July, 1870.

James M. Norvell, Ass't Marshal.

YEAR ENDING JUNE 1, 1870.

Cotton. Bales (450 lbs.)	Wool. Lbs.	Peas and Beans. Bush.	POTATOES.		Orchard products. Dolls.	Wine. Gallons.	Produce of Market Gardens. Dolls.	DAIRY PRODUCTS.			SEED.			Hops. Lbs.	Hemp. Tons.	Flax. Lbs.	Flax-seed. Bush.	Silk cocoons. Lbs.	SUGAR.		Molasses. Gallons.	BEES.		Forest products. Dolls.	Value of Home Manufactures. Dolls.	Value of animals slaughtered or sold for slaughter. Dolls.	TOTAL VALUE. Estimated value of all farm produc- tion, including bet- terments and addi- tions to stock. Dolls.		
			Irish. Bush.	Sweet. Bush.				Butter. Lbs.	Cheese.* Lbs.	Milk sold. Gallons.	Hay. Tons.	Clover. Bush.	Grass. Dush.						Maple. Lbs.	Cane. Hhds. (1,000 lbs.)		Wax. Lbs.	Honey. Lbs.						
25	26	27	28	29	30	31	32	33	34	35	36	37	38	39	40	41	42	43	44	45	46	47	48	49	50	51	52		
			8																								50		
																											20		
			20					50																			85	120	
			30					25																			100		
			37																								40	115	
			20																								20	335	
																											75		
																											50		
																										50	100		
																											175		
			15					35																			110		
			15					25													30						60	175	
			18					50																			60	185	
			20		250	50		500			135												50			240	9550		
			20					40													25						75	100	
			<del>20</del>					50																			40	125	
					50			100																			245	835	
			10					10																			40	375	
			95		500			75			4																40	450	
			20								2																100	350	
																											50	100	
																												200	
																												125	
			14					50			3																	300	
								50																				100	
								100																				65	105
			13																									60	
			20																									40	100
			20																									175	
			40					200			7																80	700	
			25					50			3																50	225	
			20																									60	
																												40	
																												105	
			20																									100	
			40								4																400	800	
																												190	
																												115	
																												210	
																												300	
																												1950	
																												10455	

\* This will include only such cheese as is made upon the farm. Milk sent to cheese factories will be regarded as milk sold off the farm.



State of Mo., enumerated by me on the 29 day of July, 1870.

James M. Cornell, Ass't Marshal.

YEAR ENDING JUNE 1, 1870.

Cotton. Bales (50 lbs.)	Wool. Lbs.	Peas and Beans. Bush.	POTATOES.		Orchard products. Dolls.	Wine. Gallons.	Produce of Market Gardens. Dolls.	DAIRY PRODUCTS.			SEED.					SUGAR.			BEES.		Forest products. Dolls.	Value of Home Manufactures. Dolls.	Value of animals slaughtered or sold for slaughter. Dolls.	TOTAL VALUE. Dolls.						
			Irish. Bush.	Sweet. Bush.				Butter. Lbs.	Cheese.* Lbs.	Milk sold. Gallons.	Hay. Tons.	Clover. Bush.	Grass. Bush.	Hops. Lbs.	Hemp. Tons.	Flax. Lbs.	Flax-seed. Bush.	Silk cocoons. Lbs.	Maple. Lbs.	Cane. Hhds. (1,000 lbs.)					Molasses. Gallons.	Wax. Lbs.	Honey. Lbs.			
25	26	27	28	29	30	31	32	33	34	35	36	37	38	39	40	41	42	43	44	45	46	47	48	49	50	51	52			
			20																								60	135	1	
																												60		2
			20																								25	875	3	
			6																								50	110	4	
																											30	105	5	
																											60	275	6	
																												100		7
			10																									100		8
																												60		9
			60																									200		10
			80					100			8																20	100	2400	11
			10					200																			40	100		12
																												100		13
			40																								60	45	450	14
																												40	100	15
			20								1																60	275	16	
								50																			30	150	17	
			10																									40	100	18
			20								1																	80	400	19
			35		95			100			10																10	120	500	20
			15		100			150			10																10	120	875	21
																														22
																														23
																														24
																														25
																														26
																														27
																														28
																														29
																														30
																														31
																														32
																														33
																														34
																														35
																														36
																														37
																														38
																														39
																														40
			285		175			200			30																230		920	4490

\* This will include only such cheese as is made upon the farm. Milk sent to cheese factories will be regarded as milk sold off the farm.

SEP 29 3 1870

SCHEDULE 3.—Productions of Agriculture in Liberty Township, in the County of Washington, in the Post Office: Osage Mo

Name of Agent, Owner, or Manager.	ACRES OF LAND.			PRESENT CASH VALUE.		Total amount of wages paid during the year, including value of board.	LIVE STOCK, JUNE 1, 1870.								PRODUCE DURING THE YEAR.										
	Improved.	UNIMPROVED.		Of farm.	Of farming implements and machinery.		Horses.	Mules and Asses.	Milch Cows.	Working Oxen.	Other Cattle.	Sheep.	Swine.	Value of all live stock.	WHEAT.			Indian Corn.	Oats.	Barley.	Buckwheat.	Rice.	Tobacco.		
		No.	Wood-land.												Other unimproved.	Dolls.	Dolls.							No.	No.
1	2	3	4	5	6	7	8	9	10	11	12	13	14	15	16	17	18	19	20	21	22	23	24		
Kimball J C	45			600	40	200	3	4						25	400				250						
Caroline Philip	45	195		1500	50		1	3	6	13	17			401				250	200						
Compton James H	8						1	2	1					4	125			50	30						
Nicholson Thomas	110			600	5000	400	6	3	8	12	23	50		1500		130		400	800						
Scott Thomas	30	130		1000	60		1	5	4	9	10			300		68		250	200						
Stuart Richard	30	121		1000			2	2				14	9	318				300							
Hudson William	64			1700	300		4	3	6	8	13	19		800		100		400	200						
Martin Noah	130	200		2000	250	500	4	7	6	8	11	17		880		395		500	500						
Stephens Joseph	60	300		2000			6	2	4	8	10	17		725		70		250	250						
Declue Antwine	40			500			5	2	2	3	9	9		400		40		300	40						
Shore Peary	40						2	2	2	2	3	16		350				100	60						
Shore Stephen	260	360		3000	150		4	4	2	3	5	3	30	700		30		200	100						
Hargis Isaac W	60	140		2000	100	100	5	4	4	15	60			800		80		300	450						
Shore William	30	90		1500		175	4	2	2					480		40		150	100						
Silvers Levi	150	510		3000	150	250	13	5	4	12	16	50		1300		150		550	200						
Parkinson Thomas	60	120		1500	75	380	4	8	19	16	23			400		50		400	100						
Duckworth Joseph	60	340		1000	50	150	3	1	4	5	4	18		450		65		200	150						
Sett Alfred W	40	175		1000	150	75	1	2	9	7	15			200		107		500	200						
Johnson Pleasant	100	500		9000	70	300	2	4	5	28	20			400				300	700						
Laye John P	25			1000			3	3	2	5				300				300							
Quins James	25	166		800			4	1	1					375				175	25						
Shadlum John	40	150		2000	100	180	3	1	4	6	10	20		545		90		250	300						
Evans Elizabeth	6			100					4	2	1			200				50							
Polite L B	5	36		300			2	2	2					150				15	20						
Boyer Godfrey	8						1	2						125				25	30						
Loyinch Michael	30	120		5000	100	180	5	3	4	2	6			30	1150			400	250						
Boop George	8						1	3	4					8	200			200							
Seamon John	8			800			1	2						8	125			200							
Hopkins John T	8			500			2	3	3					10	325			150	30						
Barisaw Paul	4			400					2	2	2			7	150			50	20						
Ross J B	3						3	2	1					6	200			70							
Ellis Thomas	10			400					4	2	5			8	250		40	100							
Declue Michael	14			500					2	2	1			10	210			150	25						
Page Leonard	4			300					1	2	2			8	150		25	60	20						
Pratt Alexander	4									2	1			19	90			50	10						
Colman Firmin	15			2000	100		3	2	2					15	350			100							
Declue Michael	20	20		200						2				17	75			250							
Grover Frank	8						3			3				9	200			200							
Lebo John	9						1	2	2					6	230			60	40						
Mcguire M G	10	7		75				1	2	1				7	250			100	25						
	1626	4256		51675	2145	20770	103	25	120	34	151	204	400	16579		1435		8605	4575						

State of Missouri, enumerated by me on the 1, 2, 3, 4, 5 day of August, 1870.

Joseph B. Matwell, Ass't Marshal.

YEAR ENDING JUNE 1, 1870.

Cotton.	Wool.	Peas and Beans.	POTATOES.		Orchard products.	Wine.	Produce of Market Gardens.	DAIRY PRODUCTS.			SEED.			SUGAR.			BEES.		Forest products.	Value of Home Manufactures.	Value of animals and for sale for slaughter.	TOTAL VALUE.													
			Irish.	Sweet.				Butter.	Cheese.*	Milk sold.	Hay.	Clover.	Grass.	Hops.	Hemp.	Flax.	Flax-seed.	Silk cocoons.					Maple.	Cane.	Molasses.	Wax.	Honey.	Dolls.							
Bales (450 lbs.)	Lbs.	Bush.	Bush.	Bush.	Dolls.	Gallons.	Dolls.	Lbs.	Lbs.	Gallons.	Tons.	Bush.	Bush.	Lbs.	Tons.	Lbs.	Bush.	Lbs.	Hds. (1,000 lbs.)	Gallons.	Lbs.	Lbs.	Dolls.	Dolls.	Dolls.	Dolls.									
25	26	27	28	29	30	31	32	33	34	35	36	37	38	39	40	41	42	43	44	45	46	47	48	49	50	51	52								
			10																							125	311	1							
	24		30					100																		12	130	497	2						
			8					50																			24	86	3						
	80		30		50			401												5	70				50	350	1295	4							
	23		8	8	10			100																		30	104	512	5						
	30				50						1															20		400	6						
	24		30		25			100			6															12	165	1005	7						
	26				100			150			8									5	40				20	210	1360	8							
	30							300			3									5	35				20	125	646	9							
	15		10					75												5	30					60	340	10							
			12																	5	15					64	155	11							
			40		20			75			1															480	867	12							
	50		30		25			200			1														30	290	923	13							
			30		100			75			10															280	608	14							
	45		80		10			100			2															400	1273	15							
	25		25					30			2															255	632	16							
	22		60					50												5	30				140	735	17								
	12		150	50				100																	5	105	943	18							
	75		30					100			20														20	120	980	19							
								50												5	40					80	325	20							
			8		20			100																		120	323	21							
	26		40					150												5	65					132	867	22							
			12					100																		40	115	23							
			5					50																			48	90	24						
																										40	70	25							
			8					100																		64	723	26							
								50																		60	206	27							
																										50	180	28							
			30																	5	60					72	260	29							
			10					30																		56	115	30							
																										56	66	31							
								100																		28	186	32							
																											126		33						
																										40	108	34							
																										20	65	35							
																										98	158	36							
																										20	180	37							
			7																	5	20					40	185	38							
																										20	85	39							
			10					25												5	20					64	225	40							
	507	507	413	58	410			276			54														425								219	4515	18,226

\* This will include only such cheese as is made upon the farm. Milk sent to cheese factories will be regarded as milk sold off the farm.

SCHEDULE 3.—Productions of Agriculture in *Liberty Township*, in the County of *Washington*, in the Post Office: *Osage Missouri*



Name of Agent, Owner, or Manager.	ACRES OF LAND.			PRESENT CASH VALUE.		Total amount of wages paid during the year, including value of board.	LIVE STOCK, JUNE 1, 1870.								PRODUCE DURING THE										
	Improved.	UNIMPROVED.		Of farm.	Of farming implements and machinery.		Horses.	Mules and Asses.	Milk Cows.	Working Oxen.	Other Cattle.	Sheep.	Swine.	Value of all live stock.	WHEAT.		Rye.	Indian Corn.	Oats.	Barley.	Buckwheat.	Rice.	Tobacco.		
		Wood-land.	Other unimproved.												Spring.	Winter.									
		No.	No.												Bush.	Bush.									
1	2	3	4	5	6	7	8	9	10	11	12	13	14	15	16	17	18	19	20	21	22	23	24		
Boyer Ferdinand	5			200				1	2	2				6	100										
Archambo Lewis	75	105		2000	150			2	6	3		2	18	19	1000			200	500						
Alison James	8							1	3	2	1	11	11	300				50	40						
Little Samuel H	7																	150	150						
Ochiltree James	40	16		600	50			1	3		3			7	210			200	50						
Bresswell James	20	20		500				2	6	4	6	16	15	600				200	10						
Bresswell George	100			5000	200	200		2	4	4	7	6		50	1000	90		500	80						
Letton William	6									1					25			100							
Hanson John	25	130		500	100			3	7	2	20	24	15	650				100	100						
Simpson Lovern	10	160		400					2		2	12	2	100											
Bresswell Alice	50	100		900	75	65		4	4	4	2	7	30	30	700			350	300						
Lumpkin G B	15			500	1500	100	30	2	4	8		1		9	185				200						
George B H	75	175		2000	200	35		2	1	1		2		5	200			200	100						
Compton Jonathan	90	310		1700	100	160		6	5		7			22	700	60		150	200						
Rafitz G C	10							2	1	1		1		1	200			150							
Farrer Joseph	7			100				2	2		2			7	200			40							
Barclay David	25	410		3000	100			1	2	4	1			6	225			20	20						
Manning Arthur	10	100		300					2	2	1			9	160			50							
Smith Hugh	10							2	3		4	11	16	200											
Bresswell Stephen	60	140		1700	100	100			3	5	2	7	34	25	1000	80		350	60						
Matlock Iron	40	180		600	75	50		3	1	4		12	25	20	500	90		150	70						
Summers Ruth	25	57		500	75			4	3					8	525			300	20						
Bass William M	30	130		800	50			3	4	2	3	21	15	450		80		100	60						
Laclair William B	25	46		800	75			2	3		5			19	300			200	50						
House J A	60	100		2000	100			2	3		2			19	250	20		200	50						
Ortes Peter	20							2	2		1	8		180				100							
Oster Daniel	25	53		850				2	3		3			15	300			300							
Parkinson Sarah	100	200		6000	30			2	1	3	2	5		25	700			1000	150						
Canada David	18			400					2	3		1		10	240			300	50						
More John	6							2	2					5	170			50							
Baker Calvin	40			500				3	4	2	2			8	375			400	60						
Finley Samuel	32			400				1	1					2	100			400	75						
Casey Richard	9							2	1		7			5	140			20	40						
Johnson Thomas	80	152		2000	200			7	5					25	20600	130		500	250						
Walser Martha	30	100		400				3	1	5		1	12	15400	60		100	60							
Smith William	10	30		300				2	1	5	1	4	14	24400			200								
Vodde Joseph	20	60		500				2	3		3			10	170	30		150							
Shore John	60	140		600	50			6	1	5	2	4	10	20530	50		300								
Boe George	7	33		100				2	2		2			16	226			60							
Love Joseph	5	35		100				1	3		1			6	140			100	25						
	1290	3484		50850	1830	600	83	30	127	36	13	27	517	15470	690		4790	2770							

State of Missouri, enumerated by me on the 6-8-9 day of August, 1870.

Joseph Billamuel Ass't Marshal.

YEAR ENDING JUNE 1, 1870.

1	2	3	POTATOES.		Orchard products.	Wine.	Produce of Market Gardens.	DAIRY PRODUCTS.			SEED.			SUGAR.			BEES.		Forest products.	Value of Home Manufactures.	Value of animals slaughtered or sold for slaughter.	Estimated value of stock, including terms and additions to stock.	TOTAL VALUE.	1					
			Irish.	Sweet.				Butter.	Cheese.*	Milk sold.	Hay.	Clover.	Grass.	Hops.	Hemp.	Flax.	Flax-seed.	Silk cocoons.							Maple.	Cane.	Molasses.	Wax.	Honey.
			10					40															20	65	1				
	50		50		100			100															120	669	2				
	40							40															20	88	3				
			32					50																157	4				
			20		10			100			3												72	374	5				
	21		8					100															70	295	6				
					50			100			15												210	980	7				
			20					50			7												15	100	8				
	40		20					200			7												325	670	9				
					10			40															40	71	10				
	80		20					100															140	625	11				
								200			10												175	455	12				
			10		50			25															24	312	13				
			20					100			4												2116	446	14				
			20																					100	15				
			20					25															40	107	16				
			20					50															20	160	17				
			13					30															35	92	18				
			15					100															15	50	119	19			
	40		15		100			200			2												70	145	837	20			
	30		10					100															20	130	516	21			
			8		20			20															150	64	528	22			
	50		25																				30	134	491	23			
			20					100															100	413	24				
			20					50															63	288	25				
			15																				42	120	26				
			40		20																		134	285	27				
			70					80			4												120	923	28				
			10																				48	262	29				
			10																				48	108	30				
								30															200	480	31				
			28					100																	424	32			
								50																	65	33			
	60		60		25			100			4												168	973	34				
	20		20					100															20	137	377	35			
	35		40					150			1												40	271	36				
			30					100			1												75	320	37				
	24		40					100			2												80	550	38				
			13					20															25	71	194	39			
								100																48	222	40			
490		442		385		2850		42153		100		395		3299		14520													

\* This will include only such cheese as is made upon the farm. Milk sent to cheese factories will be regarded as milk sold off the farm.





SCHEDULE 3.—Productions of Agriculture in Liberty Township, in the County of Washington, in the Post Office: Ozage Missouri

Name of Agent, Owner, or Manager.	ACRES OF LAND.			PRESENT CASH VALUE.		Total amount of wages paid during the year, including value of board.	LIVE STOCK, JUNE 1, 1870.								PRODUCE DURING THE YEAR.										
	Improved.	UNIMPROVED.		Of farm.	Of farming implements and machinery.		Horses.	Mules and Asses.	Milch Cows.	Working Oxen.	Other Cattle.	Sheep.	Swine.	Value of ALL live stock.	WHEAT.		Rye.	Indian Corn.	Oats.	Barley.	Buckwheat.	Flax.	Tobacco.		
		No.	Wood-land.												Other unimproved.	Dolls.								Dolls.	No.
1	2	3	4	5	6	7	8	9	10	11	12	13	14	15	16	17	18	19	20	21	22	23	24		
1. <u>Peckham Ann</u>	18		102	500			<del>7</del> 1	<del>2</del>	1				3	30				200	25						
2. <u>Silvers John</u>	30		170	1000	100		7		3	2	10	11	18	600		80		300	75						
3. <u>Trount William</u>	24		56	500	100		2	1	2	2			24	375		50		150	60						
4. <u>Declue John</u>	35		52	500	60		4		3	2	10	10	25	500				150	45						
5. <u>Compton Peter</u>	25		15	207					1	2			13	7 150				150	150						
6. <u>Tilson Levi</u>	80		320	1500	100		6	1	5		6	24	10	575		160		300	200				200		
7. <u>Leim Peter</u>	30		60	800			3	2	2				17	400				300	35						
8. <u>Kloss John</u>	30			200			2		2				2	150				100							
9. <u>Major James M</u>	40		200	1000	40		4	2	3		1	4	9	450				150							
10. <u>Guff Robert</u>	8		32	100			3		2				3	7 250				90							
11. <u>Declue Michael</u>	5								1		1		30	30		780		108							
12. <u>Springer Charles H</u>	90		300	3000	150		7		6		6	6	30	750		280		600	300						
13. <u>Johnson Jephtha B</u>	100		100	2000	250		7	1	7		9	4	28	1000		80		500	560						
14. <u>Lutton Patrick</u>	31		129	800	75		4	3	3	2	3	16	20	750		40		200	50						
15. <u>Fay Thomas</u>	35		165	800	100		6	3	2		10	5	20	850		40		100	50						
16-40																									
	621		1701	12904	975		55	13	43	10	61	96	220	6872		430		3598	1550					200	

State of Missouri, enumerated by me on the 10 day of August, 1870.

Ass't Marshal.

YEAR ENDING JUNE 1, 1870.

1	2	3	POTATOES.		Orchard products.	Wine.	Produce of Market Gardens.	DAIRY PRODUCTS.				SEED.				SUGAR.				BEES.		Forest products.	Value of Home Manufactures.	Value of animals slaughtered or sold for slaughter.	TOTAL VALUE.					
			Irish.	Sweet.				Butter.	Cheese.*	Milk sold.	Hay.	Clover.	Grass.	Hops.	Hemp.	Flax.	Flax-seed.	Silk cocoon.	Maple.	Cane.	Molasses.				Wax.	Honey.	Dolls.	Dolls.		
25	26	27	28	29	30	31	32	33	34	35	36	37	38	39	40	41	42	43	44	45	46	47	48	49	50	51	52			
																											130	1		
	24		60					50			1										5				20	80	602	2		
								50													5				80		512	3		
	20		50					50													20				80		416	4		
	48		12																						12	136	325	5		
	50		100	8	100			100			2										5				25	169	769	6		
					40																5				8	136	444	7		
								80													5				40	30	105	8		
	12		10		50			200													5				75	64	307	9		
	6		30																		5				15	15	107	10		
			15		1			50																		32	109	11		
	20		80		50			100			4															20	240	1262	12	
	12		40		20			100			11																23	112	958	13
	23		27	6				100			2										5						18	102	502	14
	7		80	20	20			100													5						10	60	315	15
																														16
																														17
																														18
																														19
																														20
																														21
																														22
																														23
																														24
																														25
																														26
																														27
																														28
																														29
																														30
																														31
																														32
																														33
																														34
																														35
																														36
																														37
																														38
																														39
																														40
																														40
222	504	14	250					980	1050	20											280				103	1336	6863			

\* This will include only such cheese as is made upon the farm. Milk sent to cheese factories will be regarded as milk sold off the farm.

SCHEDULE 3.—Productions of Agriculture in *Ridwood Township*, in the County of *Washington*, in the

Post Office: *Caledonia Mo.*

PRODUCE DURING THE

Name of Agent, Owner, or Manager.	ACRES OF LAND.			PRESENT CASH VALUE.		Total amount of wages paid during the year, including value of board.	LIVE STOCK, JUNE 1, 1870.								PRODUCE DURING THE									
	Improved.	UNIMPROVED.		Of farm.	Of farming implements and machinery.		Horses.	Mules and Asses.	Milch Cows.	Working Oxen.	Other Cattle.	Sheep.	Swine.	Value of ALL live stock.	WHEAT.		Rye.	Indian Corn.	Oats.	Barley.	Buckwheat.	Rice.	Tobacco.	
		No.	Wood-land.												Other unimproved.	Doll.								Doll.
1	2	3	4	5	6	7	8	9	10	11	12	13	14	15	16	17	18	19	20	21	22	23	24	
Joyner John	30	115	500				2	4	2	4	10	30	300		55		200	45						
Becket Theodore	60	20	500				2	1	2	3	5	10	14	200		20		400	195					
Fallett Charles	10						1		2	2	3		28	300		60		150	40					
Lepu Augustus	40	80	2000				3		4	2	13	30	40	500		100		200	100					
Asphy Baseline	35	5	400				2	2	3	4	12	12	17	1100		125		400	80					
Noll Noah	40	160	1500				10	1	3	4	8	9	30	1400		60		135	20					
Hayes Joseph	7								1	2			1	60		25		100						
Barb Augustus	20	20	24				1		4	2	5	8	12	300		40		100	25					
Flanigan Thomas	35	55	400				2		3		9	20	18	350		100		150	50					
Hunter Fredric	30	60	180				3	8	5	2	11	23	23	900		20		200	90					
Halsey Ediga	15	35	100				2	1	1				5	175		25		50	10					
Jarraw John	15						2		1				4	150		20		125	20					
Montgomery Peter	15						1		1				14	70		25		100	60					
Bluff John	14	144	200				3		3	3	4	10	15	600		40		160	50					
Parks Thomas	76						4		1	4	1		6	950				1100	505					
Lambert John	35	135	200				1		2	3	6	16	20	200		60		100	40					
Murah John	18	45	150				1		2	2	2		20	200				100	60					
Jellison Lewis	75	185	1500	200	40	4	4		3		4	14	23	200		100		200	110					
Cordia Polite	15	50	200				1		2	2			12	200		16		40	50					
Cotter John	35								2	2	1		6	90		50		30	25					
Baltes Francis	35	65	200						2	2			10	200		50		200	100					
Diamond	20								2	2		8	25	140		50		100	100					
Bourbon Francis	35	100	200						2	4	3		25	200		50		100	75					
Emily Antwine	30	50	200				3		2	5	20	20	20	800		25		75	50					
Mugger Victor	20	60	250				1	1	2				25	125				50						
Gerardia James	60	460	500	300	400	10	1	2	4	10	20	50	180		200		600	500						
Emily Munnell	35	75	600				2		4	4	2		20	400		150		100	80					
Horris Alaxand	55	20	5000	200	500	2	2	3	4	4	10	25	35	800		400		500	450					
DeLeon Antwine	20						1		1				30	135		25		200						
Cotter Philip	35								2	4			80	125		25		100	70					
Batis Fredric	35								1	3			5			40		250	240					
Dovey William	10						1		1		6	3	26	175				200	50					
Samper E. H.	40	310	2000		125	2			3	6	6		10	300				200	400					
Fallett Henry	14	30	300				1		4	4	4		20	250				200	40					
Parmer John	20						2		2		13	20	150		14			250	100					
Godak Eugene	35	70	700				4	1	5		22	25	20	600		150		500	500					
Bathie Joseph	13	118	100						1	3	3	1	20	9	180			70	80					
Bathie Robert	5								1				9	20				100						
John	40		200				1		1	4	3		20	190		40		200	50					
Wilkinson John	40	50	100	50	250	3	2	2	4	2	2	15	20	700		140		200	150					

State of Conn., enumerated by me on the 21 day of July, 1870.

James W. Arnold Ass't Marshal.


YEAR ENDING JUNE 1, 1870.

YEAR ENDING JUNE 1, 1870.																									TOTAL VALUE.				
Cotton. Bales (450 lbs.)	Wool. Lbs.	Peas and Beans. Bush.	POTATOES.		Orchard products. Dolls.	Wine. Gallons.	Produce of Market Gardens. Dolls.	DAIRY PRODUCTS.			SEED.			Hops. Tons.	Hemp. Tons.	Flax. Lbs.	Flaxseed. Bush.	Silk cocoons. Lbs.	SUGAR.		Molasses. Gallons.	BEES.		Forest products. Dolls.	Value of Home Manufactures. Dolls.	Value of animals slaughtered or sold for slaughter. Dolls.	Estimated value of all farm produc- tion, including but excluding stock ad- ditions to stock. Dolls.		
			Irish. Bush.	Sweet. Bush.				Butter. Lbs.	Cheese* Lbs.	Milk sold. Gallons.	Clover. Bush.	Grass. Bush.	Maple. Lbs.						Cane. Hhds. (1,000 lbs.)	Wax. Lbs.		Honey. Lbs.							
25	26	27	28	29	30	31	32	33	34	35	36	37	38	39	40	41	42	43	44	45	46	47	48	49	50	51	52		
			12																							100	400	1	
	18		25																								100	200	2
	37		20																								480	175	3
	6																										20	400	4
	124																										90	500	5
			10																								100	200	6
																												100	7
																											60	195	8
	20		40																								80	175	9
	30		30																								80	200	10
			30																								65	105	11
																											80	130	12
																											40	120	13
	18																										160	210	14
	30	20																									100	200	15
			15																								40	100	16
	40	20							50		4		4									100					90	250	17
											1		+														25	100	18
			20																								10	110	19
																											65	220	20
			10								1		+														20	200	21
			10																								80	200	22
			10																								80	200	23
			20								2		2														40	100	24
			100						100		10		10									100					200	250	25
			80								1		+														200	26	26
			100						300		3		3														80	1800	27
			20																								80	225	28
																											40	120	29
			30																								40	70	30
			10								1/2		1/2														65	200	31
																											120	300	32
									200																		100	200	33
																											100	280	34
											3		3														70	1000	35
																											30	110	36
																											100	100	37
																											24	250	38
									60		1		+														40	250	39
	200		562						785																		200	11825	40

\* This will include only such cheese as is made upon the farm. Milk sent to cheese factories will be regarded as milk sold off the farm.

267

SCHEDULE 3.—Productions of Agriculture in Richwood Township in the County of Washington, in the Post Office: Calderon Min.



Name of Agent, Owner, or Manager.	ACRES OF LAND.			PRESENT CASH VALUE.		Total amount of wages paid during the year, including value of board.	LIVE STOCK, JUNE 1, 1870.								WHEAT.										
	Improved.	UNIMPROVED.		Of farm.	Of farming implements and machinery.		Horses.	Males and Asses.	Milk Cows.	Working Oxen.	Other Cattle.	Sheep.	Swine.	Value of all live stock.	Spring.	Winter.	Eye.	Indian Corn.	Oats.	Barley.	Buckwheat.	Rice.	Tobacco.		
		No.	Wood-land.																					Other unimproved.	Dollars.
1 Coleman Mary	30		100	700			3	4	2	2	8	50	450		100										
2 Pusan Mary	18		100	400			1	2	2	3			24	225		55									
3 Mumister John	35		325	1200			2	1			4	21	100		30										
4 Cooke E. J. Jr.	14							1					25		30										
5 Bressly James	15								2			11	4	90											
6 Poe Charles	9						1	1		3			12	150											
7 Coleman John	88		133	175			4	1	4	1	18	15	400		40										
8 Bernier Eugene	15		125	400			2	1	2	1			18	200		30									
9 Marcell Anthony	14		84	800			1	2	2	2	9	5	100		50										
10 J. J. R. A. R.	60		180	900			4	1	7	3	16		50	400		300									
11 Page W. H.	13			200			1	1					5	60		40									
12 Pugh C. C.	110		340	9000	400	40	6	5		4	4	20	1600		350										
13 Gossett John	35		44	1600	25	80	3	3		4	15	15	1000		125										
14 Pusan John	25		200	1200	60		3	2		2			25	275		30									
15 Jobe Lewis	23		90	800			4	1	2	2	4	7	35	400		30									
16 Hor R. J.	200			9500			4	8	4		20	3	20	1000		100									
17 Jobe John	20						1	2					5	90											
18 Haden Samuel	60						1						7	100		125									
19 Mumby James	20		100	600			3	2	5		7	15	20	400		100									
20 Page Thomas	40						2	2	3		9	2	20	450		100									
21 Cardwell Melvin	30						2	1					8	175		200									
22 Young Charles	65		267	2000			6	6					125	1000		200									
23 Garner James	80		75	1000			2	4	2				27	40	400		100								
24 Mumby Phillip	6						1	1	3				80	200		84									
25 Smith John	8							2	2	3			7	125											
26 Patten William	20		90	500			3	4	3	4	1	20	400		80										
27 Josie Thomas	20						4	3					8	350		50									
28 Reynolds L. J.	18		25	300			2	1		2			30	300		40									
29 Lewis Martha	9		120	1500			1	2		2			12	150											
30 Clapole David	20							1	2	1			6	100											
31 Owenough Patrick	25		115	1000			3	10	3	10	40	10	500		30										
32 Mama Francis	20		60	1200			8	3	2	10	4	48	600		255										
33 Murphy Denis	14						2	1	3	2			20	250		15									
34 Flynn John	20					150	2	3					200												
35 Mickle	25		950	15000	10000	1500	10	3	6	13	60	50	200	2500		500									
36 Nicholson Joseph	20		60	150				2	2	4			80	200		50									
37																									
38																									
39																									
40																									

1418      3498      118525      1000      1770      87 18 99 46 17 22 22 6 15025      3321      9960      270

State of *Mo.*, enumerated by me on the *5th* day of *Aug*, 1870.

*James M. Merrill*, Ass't Marshal.

YEAR ENDING JUNE 1, 1870.

Cotton.	Wool.	Furs and Beavers.	POTATOES.		Orchard products.	Wine.	Produce of Market Gardens.	DAIRY PRODUCTS.			SEED.			Hops.	Hemp.	Flax.	Flax-seed.	Silk cocoons.	SUGAR.			BEES.		Forest products.	Value of Home Manufactures.	Value of animals slaughtered or sold for slaughter.	TOTAL VALUE.			
			Irish.	Sweet.				Butter.	Cheese.*	Milk sold.	Hay.	Clover.	Grass.						Maple.	Cane.	Molasses.	Wax.	Honey.					Dolls.	Dolls.	
Bales (50 lbs.)	Lbs.	Bush.	Bush.	Bush.	Dolls.	Gallons.	Dolls.	Lbs.	Lbs.	Gallons.	Tons.	Bush.	Bush.	Lbs.	Tons.	Lbs.	Bush.	Lbs.	Lbs.	Hhds. (1,000 lbs.)	Gallons.	Lbs.	Lbs.	Dolls.	Dolls.	Dolls.				
25	26	27	28	29	30	31	32	33	34	35	36	37	38	39	40	41	42	43	44	45	46	47	48	49	50	51	52			
	20		100					150																		100	400	1		
			15					20																			40	250	2	
								50																			65	100	3	
																												100		4
																											40	175	5	
			40																								40	115	6	
	20		40																								65	850	7	
			40																								50	115	8	
	8		20					40																			55	200	9	
			100					200																			400	1100	10	
			100																								40	1100	11	
	30		50					150																			180	650	12	
	45		30																								80	200	13	
			40																								80	850	14	
	10		7					8																			35	175	15	
			100					300																			220	8600	16	
			+																								15	145	17	
	2		15																									700	18	
	25		20					125																			160	300	19	
	28		60					100																			120	300	20	
																											40	550	21	
			25					125																			600	450	22	
	30		50					50																			200	250	23	
			10					50																			50	125	24	
			20																								35	100	25	
			15					100																			130	850	26	
																											60	120	27	
			35																								75	400	28	
																											60	100	29	
																											80	100	30	
			15					50																			80	175	31	
			4																								135	1400	32	
			10																								80	300	33	
			200																								100	500	34	
	200		250	100				250																			600	2800	35	
			100	25				200																			75	400	36	
																														37
																														38
																														39
																														40
	4+2		1551		175			1960																			4145	16615		

\* This will include only such cheese as is made upon the farm. Milk sent to cheese factories will be regarded as milk sold off the farm.



State of Wis., enumerated by me on the 8 day of Aug, 1870.

James W. Arnold, Ass't Marshal.

YEAR ENDING JUNE 1, 1870.																									TOTAL VALUE.				
Cotton. Bales (50 lbs.)	Wool. Lbs.	FEAS AND LEGUMS.			Orchard products. Dolls.	Wine. Gallons.	Produce of Market Gardens. Dolls.	DAIRY PRODUCTS.			SEED.			Hops. Lbs.	Hemp. Tons.	Flax. Lbs.	Flax-seed. Bush.	Silk cocoons. Lbs.	SUGAR.			BEES.		Forest products. Dolls.	Value of Home Manufactures. Dolls.	Value of animals slaughtered or sold for slaughter. Dolls.	Estimated value of all farm produc- tion, including per- manents and addi- tions to stock. Dolls.		
		Irish. Bush.	Sweet. Bush.	Butter. Lbs.				Cheese. Lbs.	Milk sold. Gallons.	Hay. Tons.	Clover. Bush.	Grass. Bush.	Maple. Lbs.						Cane. Hhds. (1,000 lbs.)	Molasses. Gallons.	Wax. Lbs.	Honey. Lbs.							
25	26	27	28	29	30	31	32	33	34	35	36	37	38	39	40	41	42	43	44	45	46	47	48	49	50	51	52		
			85							1																20	110	1	
			40						200	10																60	500	2	
			40						80	1																120	850	3	
			10							1																80	200	4	
			15						40	1																85	225	5	
			10																							20	175	6	
			20																							15	180	7	
									50																	40	120	8	
			20																							60	140	9	
																													10
																													11
																													12
																													13
																													14
																													15
																													16
																													17
																													18
																													19
																													20
																													21
																													22
																													23
																													24
																													25
																													26
																													27
																													28
																													29
																													30
																													31
																													32
																													33
																													34
																													35
																													36
																													37
																													38
																													39
																													40
																													40

I hereby certify that the following returns have been well and truly made and that the enumeration of population is full and correct and all the facts required by law have been fully collected according to the tenor of my oath of office

James W. Arnold

180

350 # 14

240 1950

\* This will include only such cheese as is made upon the farm. Milk sent to cheese factories will be regarded as milk sold off the farm.