

State of _____, enumerated by me on the 9th & 10th day of June, 1870.

W. H. Weaver, Ass't Marshal.

YEAR ENDING JUNE 1, 1870.

Cotton. (450 lbs.)	Wool. Lbs.	Pens and Beans. Bush.	POTATOES.		Orchard products. Dolls.	Wine. Gallons.	Fruit of Market Gardens. Dolls.	DAIRY PRODUCTS.			Hay. Tons.	SEED.		Hemp. Tons.	Flax. Lbs.	Flax seed. Bush.	Silk cocoons. Lbs.	SUGAR.		Molasses. Gallons.	BEES.		Forest products. Dolls.	Value of Home Manufactures. Dolls.	Value of animals slaughtered or sold for slaughter. Dolls.	TOTAL VALUE. Dolls.				
			Irish. Bush.	Sweet. Bush.				Butter. Lbs.	Cheese.* Lbs.	Milk sold. Gallons.		Clover. Bush.	Grass. Bush.					Maple. Lbs.	Cane. Hhds. (1,000 lbs.)		Wax. Lbs.	Honey. Lbs.								
25	26	27	28	29	30	31	32	33	34	35	36	37	38	39	40	41	42	43	44	45	46	47	48	49	50	51	52			
																									70	80	350	1		
																										300	300	380	2	
																										445	445	1133	3	
	10																									400	400	1456	4	
	20																											50	5	
	8														30			100								400	400	1860	6	
	9																											100	7	
	2																											150	8	
	35																											100	9	
	5																				12				127	127	853	10		
	5																								127	127	853	10		
	100																								100	100	282	11		
																												100	12	
																												265	13	
																										117	117	360	14	
	20																								100	100	225	15		
																										85	85	295	16	
																												225	17	
	10																									25	25	260	18	
																										150	150	185	19	
	30																									125	125	890	20	
	50																									120	120	745	21	
	20																									103	103	656	22	
	80																									385	385	469	23	
	20																									51	51	460	24	
	6																									25	25	315	25	
	4																									50	50	615	26	
	20																									85	85	575	27	
	10																									68	68	618	28	
	20																									229	229	633	29	
	30																									147	147	567	30	
	4																									102	102	648	31	
	20																									210	210	670	32	
	12																									228	228	331	33	
	8																									100	1018	1018	2373	34
	80																									25	25	150	35	
	20																									120	120	334	36	
	30																									120	120	290	37	
	10																									17	17	731	38	
	20	60																								100	100	170	104	39
																										30	30	40	115	40
	20	819													30		100									137	130	6764	21971	
	20	430													20		100										227	22014	20372	

* This will include only such cheese as is made upon the farm. Milk sent to cheese factories will be regarded as milk sold off the farm.

State of Missouri, enumerated by me on the 27th ~~of~~ 29th day of June, 1870.
W. H. Weaver, Ass't Marshal.

YEAR ENDING JUNE 1, 1870.

Cotton. (450 lbs.)	Wool. Lbs.	Peas and Beans. Bush.	POTATOES.		Orchard products. Dolls.	Wine. Gallons.	Produce of Market Gardens. Dolls.	DAIRY PRODUCTS.			SEED.			SUGAR.			BEES.		Forest products. Dolls.	Value of Home Manufactures. Dolls.	Value of animals slaughtered or sold for slaughter. Dolls.	TOTAL VALUE. Dolls.								
			Irish. Bush.	Sweet. Bush.				Butter. Lbs.	Cheese.* Lbs.	Milk sold. Gallons.	Hay. Tons.	Clover. Bush.	Grass. Bush.	Hops. Lbs.	Hemp. Tons.	Flax. Lbs.	Flax-seed. Bush.	Silk cocoons. Lbs.					Maple. Lbs.	Cane. Hhds. (1,000 lbs.)	Molasses. Gallons.	Wax. Lbs.	Honey. Lbs.			
25	26	27	28	29	30	31	32	33	34	35	36	37	38	39	40	41	42	43	44	45	46	47	48	49	50	51	52			
	20		20	10				100												100					250	400	800	1		
			15					50			2															150		540	2	
	40		20	20				100													35				60	120		725	3	
	54		10	10				100													44				20	100		400	4	
	20		15					100													400					150		700	5	
				10				50													20					20		190	6	
	20	1	12					80													20				50	60		410	7	
	33		12				5	50																	9			585	8	
	8		20	40				11													8				18	50		410	9	
	60	2		30				100													60				50	150		470	10	
	60		20	30				200													40				50	120		620	11	
	24		16					100													40				120	40		395	12	
			15					100													40				20	28		190	13	
	10							40													28				40			500	14	
	20		40	100				100													50				80	100		580	15	
	20	8	100	80				100													40				50	200		1480	16	
	20		100	15				50													37				250	200		800	17	
	20							50													80				20	100		520	18	
	24		10		16			100													43				28	50		330	19	
				38				50		1											44				18	80		320	20	
	22		25	60	62			20													44				10	35		270	21	
	10		5	20				100													60				38	150		480	22	
	25			15	10			100																	40			400	23	
			16	50				200			3										40				90	200		4422	24	
	50		40	40				50													12				250			425	25	
				50	40			200			1														50	800		1300	26	
	40		40	40	40																				60	120		1000	27	
																														28
																														29
																														30
																														31
																														32
																														33
																														34
																														35
																														36
																														37
																														38
																														39
																														40
	500	23	55	106	178		5	240		1	6									1285				1201	3983	16488				
	564	23	55	106	178		5	240		1	6									1285				1199	3983	16488				

* This will include only such cheese as is made upon the farm. Milk sent to cheese factories will be regarded as milk sold off the farm.

SCHEDULE 3.—Productions of Agriculture in Plac River Township in the County of Wayne, in the

Post Office: Greenwich Wayne County Missouri



Name of Agent, Owner, or Manager.	ACRES OF LAND.			PRESENT CASH VALUE.		Total amount of wages paid during the year, including value of board.	LIVE STOCK, JUNE 1, 1870.								PRODUCE DURING THE									
	Improved.	UNIMPROVED.		Of farm.	Of farming implements and machinery.		Horses.	Mules and Asses.	Milk Cows.	Working Oxen.	Other Cattle.	Sheep.	Swine.	Value of ALL live stock.	WHEAT.		Rye.	Indian Corn.	Oats.	Barley.	Buckwheat.	Rice.	Tobacco.	
		No.	Wood-land.												Other unimproved.	Dolls.								Dolls.
1	2	3	4	5	6	7	8	9	10	11	12	13	14	15	16	17	18	19	20	21	22	23	24	
1. Sloan Alexander	120	360		2000	20		5	6	2	2	15	55	800		100		600	100						
2. Babcock Smith	20	200		400	25		2	3	2	3		45	350		25		100							
3. Harry Samuel	25	275		800	20		6	4	2	6	16	40	900		45		800	50						
4. Biggenstaff Harry	30	90		1000	25		4	2		2	6	25	450		70		400							
5. Williams Ada	60	175		1200	100	50	2	5	2	7	8	40	820		75		600	100						
6. Tomlin George	60	120		600	10		2	2	2	6	5	20	450				400	20						
7. Maligan Thomas	25	25		200	20		1	1	2	2	10	8	160				400							
8. Copelan Samuel	30	10		250	15		1	2			12	3	200				200							
9. Jones Washington	50	110		2000	20		2	2	2	5	15	100	125		58		1200	100						
10. Woods Curtis	40	100		600	25		1	2	2	1	7	30	320		40		200	20						
11. Bollinger Daniel	20	20		200	10		2	1			3	15	200		20		200		75					
12. Copelan Green	20	230		400	10		1	2	1	4	10	7	270				150							
13. Morris Ellen	20	120		400	15		2	1	2	7	10	12	300				250							
14. Williams Ann	40	180		600	20		1	4	2	4		20	250				400	10						
15. Meen John	56	194		2000	25	100	2	5	2	8	13	30	600		125		1100							
16. Cook George	10	149		800	5		1	1					125				300							
17. Howard Elias	15			500	5	25	1	2			3	8	120		25		200							
18. Berkett George	20	60		500			1			2		24	130				140							
19. Alexander John	80	200		1500	25	100	2	8	2		12	15	750		30		200	20						
20. Alexander Richard	40	200		1500	25	40	3	2	6	2	12	26	38	700		600		1000	25					
21. Carpenter Eliebert	100	220		1200	40	20	3	2		4	14	15	450				2000							
22. Haynes John	40	300		1200	25		3	1	2	2	3	24	40	525		60		800	25					
23. Harmon Patrick	75	525		1500	125	400	6	6		9		40	400		80		500	100						
24. Woolf George	35	15		160	35	20	1	2	2	2	11	42	350		80		400	200						
25. Nelson James	20	60		400	10		3	1				20	450		15		200							
26. Rucker John	25	100		350	60		1	4			10	10	700		40		200	18						
27. Stephenson John	45	440		1200	45	100	4	2	5	2	4	20	40	750		100		600	100					
28. Christie Verden	20	140		300	10		2	2		1	8	4	310		10		200							
29. Price James	20	40		400	25		3	1		2	4	18	450				200							
30. Ray John	15	25		160	20		1	2	2		10	13	300				250							
31. Watson John	40			400	30		2	2		1	14	6	350				100	20						
32. Morgan Ulrich	40	200		1000	400		4	3	2	2	20	40	500		52		400	40						
33. Jones Mary	15	25		160	20						10	10	250		20		150							
34. Carroll Andrew	25	15		200	35		2	1				8	200				400							
35. Carrot Samuel	20	20		160	20		1					8	60		25		200						800	
36. Morrison Joseph	20	10		250	30		3	2		2	6	60	400				350	60						
37. Whitt Richard	50	200		1200	50	60	6	7	2	16	20	40	750		50		800							
38. Doran Jonathan	35	15		200	20		1	1				20	200				200							
39. Whitt Stephen	30	130		800	30		2	2		14	10	30	350		40		400							
40. Davidson Josiah	50	160		1000	50	80	2	2			12	40	325				500							
	1481	5658		30991	1120	1055	90	5	103	39	127	164	1066	15796	1285		18590	1148	75					800
	1481.5658			30991.1120	1055.90		5	103	39	127	164	1066	15796	1285			18590.1148	75						800

State of Missouri, enumerated by me on the 15th 16th 17th day of August, 1870.

W. H. Woodruff, Ass't Marshal.

YEAR ENDING JUNE 1, 1870.

TOTAL VALUE.

Cotton.	Wool.	Peas and Beans.	POTATOES.		Orchard products.	Wine.	Produce of Market Gardens.	DAIRY PRODUCTS.			SEED.			SUGAR.			BEES.		Forest products.	Value of Home Manufactures.	Value of animals slaughtered or sold for slaughter.	Estimated value of all farm production, including bet- tings to stock.	Dolls.						
			Bales (450 lbs.)	Lbs.				Bush.	Bush.	Bush.	Dolls.	Dolls.	Dolls.	Lbs.	Lbs.	Gallons.	Tons.	Bush.						Bush.	Lbs.	Tons.	Lbs.	Bush.	Lbs.
25	26	27	28	29	30	31	32	33	34	35	36	37	38	39	40	41	42	43	44	45	46	47	48	49	50	51	52		
	25		20	20	40			200			1										60				120	450	1905	1	
		2	10		5			200													32				10	48	542	2	
	32				45		6	200			2										42	100		100	145	1806	3		
	12	1	20	10	12			100			1														15	150	920	4	
	20	1	15	15	15			200			3										30	20		50	200	1841	5		
	10		10		12			100													25			400	84	388	6		
	14		20					50										50			10			60	50	550	7		
	15		20					100													8			40	35	419	8		
	25		10		15			200			1										40			45	160	1490	9		
	8		8					100													100			70	35	695	10		
	6	2	15	18	5			50													40			20	40	265	11		
	20		28	4				100													32			35	40	456	12		
	20		20					50													28			15	65	520	13		
			14	10	10			200													20	25		14	100	665	14		
	40	1	15					100													20					125	1575	15	
																										25	225	16	
	8							50													12					40	304	17	
			20					150													20			20	35	290	18		
	50		25					200													15			50	160	1060	19		
	50		12	8	8			200			1										10			60	400	1825	20		
	25							200													60			40	400	2040	21		
	80	6	10	10				150													80			60	180	1160	22		
		3	100	2				200			25										20			20	285	1921	23		
	4	2	25		40			25			2										150			25	200	1220	24		
	10	2			10			100													20			10	60	455	25		
	40	3	10					50													20			12	100	500	26		
	20	1	25	7	4			200													40			40	240	1420	27		
	14		10					100													35			35	100	600	28		
			7	40	20			50													27			27	40	450	29		
			7	3	18			150													14			14	68	500	30		
	10	1	11		10			500													10			10	72	475	31		
	28	1	20		20			100													30			20	100	900	32		
	10		14	7				100			1										20			20	58	525	33		
								50													20			20	45	475	34		
		1		15				50													6			6	25	428	35		
	8		20		10			100													20	40		20	160	954	36		
	12		15	6				200			1										60			60	300	985	37		
	20	1	14	5				50													50			15	200	1715	38		
	25	2	20		10			100													14			14	65	731	39		
	2	1	20					100													16			16	200	1170	40		
	743	31	630	144	309		6	5325			38									50			1256	195	1188	5295	27975		
	643	31	630	144	309		6	5325			28										50			1286	195	1188	5295	27975	

* This will include only such cheese as is made upon the farm. Milk sent to cheese factories will be regarded as milk sold off the farm.

365 75

State of Missouri, enumerated by me on the 18. 19 & 20th day of August, 1870.

W. H. Weaver, Ass't Marshal.

YEAR ENDING JUNE 1, 1870.

Cotton.	Wool.	Peas and Beans.	POTATOES.		Orchard products.	Wine.	Produce of Market Gardens.	DAIRY PRODUCTS.			SEED.			SUGAR.			BEES.		Forest products.	Value of Home Manufactures.	Value of animals slaughtered or sold for slaughter.	Estimated value of all farm production, including petroleum and additions to stock.	TOTAL VALUE.								
			Irish.	Sweet.				Butter.	Cheese.*	Milk sold.	Hay.	Clover.	Grass.	Hops.	Tump.	Flax.	Flax seed.	Silk cocoons.						Maple.	Cane.	Molasses.	Wax.	Honey.	Dolls.	Dolls.	Dolls.
25	26	27	28	29	30	31	32	33	34	35	36	37	38	39	40	41	42	43	44	45	46	47	48	49	50	51	52				
1	20	20	8					400			1										12	100	100	560	2365	1					
2	10		12					50																	25	150	620	2			
3	20	1	25					200			1														25	1000	1100	3			
4	40		20					100																	40	400	1480	4			
5	30	1	16	7				200														16	35		35	900	700	5			
6	18	2	14					100																	100	70	400	6			
7	10		8		20			50																	40	675	1050	7			
8	14		25	4	18			50															20		35	45	750	8			
9	7	3	8					100			2														25	84	656	9			
10	8		7					200																	160	72	972	10			
11	10	2	12					200																	200	120	663	11			
12	32		22	2	10			40																	120	32	800	12			
13	4	1	15		12			50			1														100	100	758	13			
14								50																		120	1420	14			
15		1	11	10				50																	35	80	1100	15			
16			2					100																	35	100	480	16			
17			10					150			2														25	100	200	922	17		
18	26		50		25			150																	50	100	700	2815	18		
19		1	8					50																	30	65	250	19			
20			10	3																					24	45	200	20			
21		1	14					50																	36	56	178	21			
22			10					100																	75	80	875	22			
23	21		16					100																	75	150	800	23			
24		1	25					150			2														65	165	1000	24			
25		1	10					150			1														145	160	700	25			
26		1	12					100																	18	85	650	26			
27			20	4				100																	65	120	900	27			
28	25		20	15	20			200																20	10	75	50	80	1400	28	
29	30							250																	40	65	100	126	1876	29	
30	25		20		20			50																	25		25	240	2000	30	
31	27		10	10	20			100																	22		40	375	31	31	
32																													32	32	
33																													33	33	
34																													34	34	
35																													35	35	
36																													36	36	
37																													37	37	
38																													38	38	
39																													39	39	
40																													40	40	
377 16 471 55 156 3294 10 657 10 325 2058 6093 28505																									1						
377 16 471 55 156 3290 10 657 10 325 2058 6093 28505																									2						
377 16 471 55 156 3340 10 657 10 325 2058 6093 28505																									3						
377 16 471 55 156 3340 10 657 10 325 2058 6093 28505																									4						
377 16 471 55 156 3340 10 657 10 325 2058 6093 28505																									5						
377 16 471 55 156 3340 10 657 10 325 2058 6093 28505																									6						
377 16 471 55 156 3340 10 657 10 325 2058 6093 28505																									7						
377 16 471 55 156 3340 10 657 10 325 2058 6093 28505																									8						
377 16 471 55 156 3340 10 657 10 325 2058 6093 28505																									9						
377 16 471 55 156 3340 10 657 10 325 2058 6093 28505																									10						
377 16 471 55 156 3340 10 657 10 325 2058 6093 28505																									11						
377 16 471 55 156 3340 10 657 10 325 2058 6093 28505																									12						
377 16 471 55 156 3340 10 657 10 325 2058 6093 28505																									13						
377 16 471 55 156 3340 10 657 10 325 2058 6093 28505																									14						
377 16 471 55 156 3340 10 657 10 325 2058 6093 28505																									15						
377 16 471 55 156 3340 10 657 10 325 2058 6093 28505																									16						
377 16 471 55 156 3340 10 657 10 325 2058 6093 28505																									17						
377 16 471 55 156 3340 10 657 10 325 2058 6093 28505																									18						
377 16 471 55 156 3340 10 657 10 325 2058 6093 28505																									19						
377 16 471 55 156 3340 10 657 10 325 2058 6093 28505																									20						
377 16 471 55 156 3340 10 657 10 325 2058 6093 28505																									21						
377 16 471 55 156 3340 10 657 10 325 2058 6093 28505																									22						
377 16 471 55 156 3340 10 657 10 325 2058 6093 28505																									23						
377 16 471 55 156 3340 10 657 10 325 2058 6093 28505																									24						
377 16 471 55 156 3340 10 657 10 325 2058 6093 28505																									25						
377 16 471 55 156 3340 10 657 10 325 2058 6093 28505																									26						
377 16 471 55 156 3340 10 657 10 325 2058 6093 28505																									27						
377 16 471 55 156 3340 10 657 10 325 2058 6093 28505																									28						
377 16 471 55 156 3340 10 657 10 325 2058 6093 28505																									29						
377 16 471 55 156 3340 10 657 10 325 2058 6093 28505																									30						
377 16 471 55 156 3340 10 657 10 325 2058 6093 28505																									31						
377 16 471 55 156 3340 10 657 10 325 2058 6093 28505																									32						
377 16 471 55 156 3340 10 657 10 325 2058 6093 28505																									33						
377 16 471 55 156 3340 10 657 10 325 2058 6093 28505																									34						
377 16 471 55 156 3340 10 657 10 325 2058 6093 28505																									35						
377 16 471 55 156 3340 10 657 10 325 2058 6093 28505																									36						
377 16 471 55 156 3340 10 657 10 325 2058 6093 28505																									37						
377 16 471 55 156 3340 10 657 10 325 2058 6093 28505																									38						
377 16 471 55 156 3340 10 657 10 325 2058 6093 28505																									39						
377 16 471 55 156 3340 10 657 10 325 2058 6093 28505																									40						

* This will include only such cheese as is made upon the farm. Milk sent to cheese factories will be regarded as milk sold off the farm.


SCHEDULE 3.—Productions of Agriculture in Cedar Creek Township in the County of Wayne, in the

Post Office: Crowsville Missouri



Name of Agent, Owner, or Manager.	ACRES OF LAND.			PRESENT CASH VALUE.		Total amount of wages paid during the year, including value of board.	LIVE STOCK, JUNE 1, 1870.								PRODUCE DURING THE YEAR.															
	Improved.	UNIMPROVED.		Of farm.	Of farming implements and machinery.		Horses.	Mules and Asses.	Milch Cows.	Working Oxen.	Other Cattle.	Sheep.	Swine.	Value of all live stock.	WHEAT.			Indian Corn.	Oats.	Barley.	Buckwheat.	Rice.	Tobacco.							
		No.	Wood-land.												Other unimproved.	Dolls.	Dolls.							No.	No.	No.	No.	No.	No.	No.
1	2	3	4	5	6	7	8	9	10	11	12	13	14	15	16	17	18	19	20	21	22	23	24							
Parkes Richard J.	50	110		2000			2	2	2	2	20	25	365					600						700						
Warefield Chas B.	66	84		250	10			1	1				8	75		18		100						1200						
Warefield John B.	20	100		500	10		2	2	2	2	4	26	250					300												
Bennett William G.	12	68		200	10		1		2				10	200		25		200												
Miller William G.	30	260		2000	25		3	3	2	5	15	9	400		31	10	200	50						1700						
Paulier James C.	50	190		1000	20		4	2	3	4	8	30	38	1000		72		1000	75											
Rayd Edward B.	10	70		600			1		1				10	200				200	60											
Paulier Isaac B.	60	180		1000	25		4	2	3		10	40	35	600		60		1400	75											
Miller Thomas H.	60	140		2000	25		6	4	2	7	16	40	400		25	12	500	50						2000						
Ellis John	90	190		3000	10	125	7	3	2	6	35	35	1000					150												
Dowry James F.	5			200					1	1			7	200				200												
Head Emanuel	20	60		600	15		1	1						220		47		500	75											
Wilmore John B.	60	200		1000	10		3	3	2	3	14	37	500					400	200											
Vinyard Isaac B.	5			150			4	1	2					190				200												
East Josephus	15	30		150	10		1	1	2	1	13		200		20		125	30												
Smith Daniel W.	9	31		600			1	1		2	12	50	200					250						700						
Gregory James H.	40	195		1600	15		5	5	4	7	20	50	600		76		100	100						2200						
Parker Arabella	50	150		1000	15		1	2	2	5	5	32	18	450		35		700						1300						
Harcoss John W.	45	24		1000	20		4	4	2	6	13	17	988		25		300	100						1000						
Bennett Larkin	45	75		1000	10		1	2		2	2	10	20	700		26		200	40					2000						
Bennett Larkin J.	60	100		2000	20	200	3	3	2		4	15	25	1200		60		800	200											
Reese Henry C.	20	20		500	15		2	2		10			20	600		60		150												
Bennett William C.	21	19		400	10		1	2		3	7	23	400		33		250	50												
Gifford Elizabeth C.	30	100		1500	10		2	3	2	2	1	12	25	900				400						3000						
Jones William	30	60		1500	10		2	2	2	3	11	21	600		190		200	30												
Gentry James S.	20	60		500	10		3	3	2	2			8	325		58		200												
Bayless William F.	20	20		400	5		1	2		1			13	350		21		250												
Warefield James B.	40	160		1000	20		2	1	2	4	10	30	550		19	25	200	100												
Carter Andrew	20	331		4000	50	150	4	6	3	2	6	31	35	1600		220	9	1400	100											
Warefield William B.	30	70		1000	15		4	3	2	4	10	21	600		11		300	20												
Davis John W.	25	135		800	15		3	1	1	2	3	21	25	860				500						1400						
Bennett John S.	20	100		1000	10		2	2	2	2	8	12	575		47		300	100						200						
Warefield Eldad B.	21	59		300	8		1	1	2	2	2	4	14	575				200	15											
Porter Thomas H.	10	30		200						2			5	125				250						300						
Kelly William	80	110		2000	25		1	4	2	8	8	35	575		83		400													
Dement James	20	40		200									3	8																
Parker Daniel M.	35	285		600	10		2	2	2	4	10	12	450		25		300	100												
Lewis Joel D.	20	60		1000	15		2	2		8			20	200				350	10											
Botlinger Elizabeth	40	40		1500	125		2	1		3	16	20	325				300	35												
Tidwell Garret	60	260		4000	125		6	7	2	10	7	7	830				800													
															13144314	44050608	1426	91	26	52	59	142	444	819	20696	1285	66	16025	1865	15100
															13244317	44050608	1426	91	26	52	59	142	444	819	20696	1285	66	16025	1865	15100

SCHEDULE 3.—Productions of Agriculture in Cedar Creek Township in the County of Waynes, in the Post Office: Greenville Mo



1	ACRES OF LAND.			PRESENT CASH VALUE.		7	LIVE STOCK, JUNE 1, 1870.								PRODUCE DURING THE										
	2	UNIMPROVED.		5	6		8	9	10	11	12	13	14	15	WHEAT.			19	20	21	22	23	24		
		3	4												16	17	18								
Name of Agent, Owner, or Manager.	Improved.	Wood-land.	Other unimproved.	Of farm.	Of farming implements and machinery.	Total amount of wages paid during the year, including value of board.	Horses.	Males and Asses.	Milch Cows.	Working Oxen.	Other Cattle.	Sheep.	Swine.	Value of ALL live stock.	Spring.	Winter.	Eye.	Indian Corn.	Oats.	Barley.	Buckwheat.	Rice.	Tobacco.		
	No.	No.	No.	Dolls.	Dolls.	Dolls.	No.	No.	No.	No.	No.	No.	No.	Dolls.	Bush.	Bush.	Bush.	Bush.	Bush.	Bush.	Bush.	Lbs.	Lbs.		
1 Wakefield David	40	340		1500	60		2	2	4	3	8	18	300		24			300	110						
2 Spumett Elias	25	55		500	10		1	2	2	3	2	16	245					200	10						
3 Satten Catherine	50	146		2000	20		2	2	2	6	27	28	535		29			700	40						
4 Bennett Joseph	25	55		500	15		2	2	2	6	4	35	583		47			250							
5 Taylor Eudemou	50	74		2000		10	1	1		3	12	20	289					450							
6 Sewille L Houston	250	257		7000	75	200	5	6	4	10	6	35	50	1780				1200							
7 Settle Edward	20	40		1500				2	2	1	4		400					300	200						
8 Taylor Wm F	60	149		2500	15		2	2	2	5	10	36	425		21			400	25						
9 Williams David	15	156		400	10		2	1		1		2	180		52										
10 Pertle Precila	30	130		2000	20		2	2		3	5	19	288		58			200					1800		
11 Creasy Charles W	45	257		1500	25			2	2	2		8	400					500						4400	
12 Cobb Jtati Volal	80	270		2000	25		5	2	2	4	3	24	22	733		90		450	150						
13 Wilson John F	18	88		666	20		3	1		3	14	20	517			2	250	40							
14 Short Powhatten B	144	306		6000	600	150	6	2	7	6	10	40	100	1475		200		1000	400						
15 Naglan Nathaniel	50	600		2000	25		3	2		4	20	90	774		50			1400	25						
16 Costner Emanuel	200	500		4000	50		5	3		12	19	57	899		115			500	300		7				
17 Milwore William	22	20		400			2	1		1		7	189		20			150							
18 Powers Pincney C	40	120		1000			3	4	8	7	10	28	876												
19 Bazner John R	25	50		600	10		2	1		2	5	26	240		35			400	20				800		
20 Meier Harris	40	84		2000	50		2	2	2	4	11	30	600		5			500	8				2500		
21																									
22																									
23																									
24																									
25																									
26																									
27																									
28																									
29																									
30																									
31																									
32																									
33																									
34																									
35																									
36																									
37																									
38																									
39																									
40																									
	1228	2248		47066	530	460	50	19	44	46	47	287	622	1162	749	2		9160	1328					9600	
	1228	2248		47066	530	460	50	19	44	46	47	287	622	1162	749	2		9160	1328					9600	

1228 2248 47066 530 460 50 19 44 46 47 287 622 1162 749 2 9160 1328 9600
 1228 2248 47066 530 460 50 19 44 46 47 287 622 1162 749 2 9160 1328 9600
 3301

State of Missouri, enumerated by me on the 23rd August day of August, 1870.

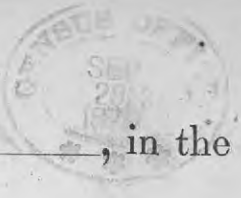
W. H. Weaver, Ass't Marshal.

YEAR ENDING JUNE 1, 1870.

Cotton. Bales (50 lbs.)	Wool. Lbs.	Peas and Beans. Bush.	POTATOES.		Orchard products. Dolls.	Wine. Gallons.	Produce of Market Gardens. Dolls.	DAIRY PRODUCTS.			Hay. Tons.	SEED.		Hops. Lbs.	Hemp. Tons.	Flax. Lbs.	Flax-seed. Bush.	Silk cocoons. Lbs.	SUGAR.			BEES.		Forest products. Dolls.	Value of Home Manufactures. Dolls.	Value of animals slaughtered or sold for slaughter. Dolls.	TOTAL VALUE. Dolls.					
			Irish. Bush.	Sweet. Bush.				Butter. Lbs.	Cheese.* Lbs.	Milk sold. Gallons.		Clover. Bush.	Grass. Bush.						Maple. Lbs.	Cane. Hhds. (1,000 lbs.)	Molasses. Gallons.	Wax. Lbs.	Honey. Lbs.									
25	26	27	28	29	30	31	32	33	34	35	36	37	38	39	40	41	42	43	44	45	46	47	48	49	50	51	52					
			15																						20	60	140	1				
	25		75								1														24	160	1223	2				
											1														20	40	250	3				
	25		20																						50	405	972	4				
	53																							100	285	725	5					
																									40	18	56	332	6			
																									25	208	363	7				
			15		5			25			3																720	1389	8			
																												91	9			
																										16	56	124	10			
	30		20	20	10			20			2														35	100	80	600	11			
	6																											12	94	217	12	
																												20	89	186	13	
				10																								4	40	109	14	
	12																									20	10	40	56	295	15	
	10																										80	24	370	1890	16	
	15		10																							20	12	129	263	17		
	15		19																										25	282	526	18
			20	20																										280	19	
																																20
																																21
																																22
																																23
																																24
																																25
																																26
																																27
																																28
																																29
																																30
																																31
																																32
																																33
																																34
																																35
																																36
																																37
																																38
																																39
																																40
191	191	191	50	15				55			47														205	10	125	415	3140	9176		
191	191	191	50	15				55			47														205	10	125	415	3140	9176		

* This will include only such cheese as is made upon the farm. Milk sent to cheese factories will be regarded as milk sold off the farm.

SCHEDULE 3.—Productions of Agriculture in Logan Township, in the County of Wayne, in the Post Office: Grenville Mo



1	ACRES OF LAND.			PRESENT CASH VALUE.		7	LIVE STOCK, JUNE 1, 1870.								PRODUCE DURING THE YEAR.								24	
	Improved.	UNIMPROVED.		Of farm.	Of farming imple-ments and ma-chinery.		Total amount of wages paid during the year, in-cluding value of board.	Horses.	Mules and Asses.	Milch Cows.	Working Oxen.	Other Cattle.	Sheep.	Swine.	Value of ALL live stock.	WHEAT.								
		No.	Wood-land.													Other unim-proved.	Dolls.	Dolls.	No.	No.	No.	No.		No.
2	3	4	5	6	7	8	9	10	11	12	13	14	15	16	17	18	19	20	21	22	23	24		
1	Thompson John	30	70		800	23		3	1				10	320		100		200						200
2	Esther King William	40	37		1200	20		4	2			5	10	370				200	20					
3	Shorman Henry	8	12		200	6		1	2				1	150				20						
4	Street Samuel	50	278		800	50		1	2	3	4	4	130		20		400	40					100	
5	Henson John C.	60	61		1000	20		3	3	2	12	24	400		63		400	200						
6	Henson Andrew	20	50		500	12		1	1	1	8	16	150				200	25						
7	Eaton Susan	30	40		400	12		1	2	2	3	11	1	200				250	60					
8	Woodson Jesse	21	70		400	10		3	3			8	12	200		3		200	200				50	
9	Henson William	50	31		400	25		2	2			13	13	300				200	200					
10	Eaton James	50	110		1500	20		6	2	3		7	14	800		20		300	20					
11	Eaton Albert	10			400	5		1	1	2	4	10	200					240	10					
12	Williams John	25	200		1000	20		2	3	2	2	9	20	300		20		240	25					
13	Graham Alfred	25	120		800	50		2	2	2	2	2	10	200			8	300	75					
14	Graham Richard	14	67		500	20			1	1	5	7	50					75	25					
15	McCallister Stephen	30	70		1200	20		3	2	4	18	25	240		20		600	100					400	
16	McGee Samuel	30	90		800	60		2	2	2	15	18	200		51		350	100						
17	Harris Setshiel	80	340		2000	200		4	4	2	5	27	15	800		171	20	600	200					
18	Hawter Daniel	10	70		400	40			1	2	2	6	2	100				200					200	
19	McCallister Arch	10	120		2000	100		6	2	2		18	30	450		100		200	45					
20	Rhodes Joseph	50	120		1200	40		3	3	3	15	20	500		5		300	200					200	
21	Ray George W	40	40		600	5		5	2	1		24	300				600	600						
22	Muse Markham	20	40		400	8		1	1				115				400	50						
23	Logan James	30	50		600	20			2	2			100				200	20						
24	Dale John	20	20		200	5		2	1	1		6	150		20		160	20						
25	Kerr John C.	15	35		400	8		1	1	4		9	120				400							
26	Dale James	30	50		1000	12		1	2			18	7	160				400	50				100	
27	Pipkin John	25	65		600	12	45	2	2	2		8	25	450				200	100					
28	Eades John	20	20		400	20		3	2			6	200		140		800	25					200	
29	McCallister James	20	20		300	12		1	2	2		20	150				500							
30	Clark Elizabeth	20	20		400				1	2		8	3	100				500	20					
31	Morgan William	30	80		600	12	20	3	2		9	12	35	400		140	24	400	200				1200	
32	Dudley John	7	7		150	10		2	2	2	1	6	10	200				200					240	
33	Taylor Thomas	30	70		600	50	600	2	2	2	4	16	12	250		50		200	100					
34	Crow William	20	20		400	10	100	2	2		4	10	12	200		230	60		25					
35	Cowan Nancy	20	80		300	12		2	2		3	4	8	220				200						
36	Clark Francis	50	150		1000	14		4	3	2	4	22	10	600				400	250					
37	Crow James B.	50	220		1500	20		1	3	1	5	22	20	250		80		500	100				1500	
38	Juston Thompson	40	9		1000	16		2	2	3	7	12	270		80		200	33						
39	Clark James	40	110		1000	20	40	1	3	2	3	12	8	200		69		200	50					
40	Clark David	11	20		150	100	100	5		2	2	2	6	8	150		25		100					
		298	3052		29200	999	913	58	2	87	31	76	368	485	11255	1437	112	12445	2828					4561

State of Missouri, enumerated by me on the 6th Feb + 8th day of July, 1870.

W.A. Stewart, Ass't Marshal.

YEAR ENDING JUNE 1, 1870.

No.	Cotton. Bales (450 lbs.)	Wool Lbs.	Peas and Beans Dush.	POTATOES.		Orchard products Dolls.	Wine Gallons.	Produce of Market Gardens. Dolls.	DAIRY PRODUCTS.				SEED.				SUGAR.			BEES.		Forest products Dolls.	Value of Home Manufactures. Dolls.	Value of animals slaughtered or sold for slaughter. Dolls.	Estimated value of all farm produc- tion, including bor- rowments and addi- tions to stock. Dolls.	TOTAL VALUE. Dolls.			
				Irish. Dush.	Sweet. Dush.				Butter. Lbs.	Cheese.* Lbs.	Milk sold. Gallons.	Hay. Tons.	Clover. Bush.	Grass. Bush.	Hops. Lbs.	Hemp. Tons.	Flax. Lbs.	Flax-seed. Bush.	Silk cocoons. Lbs.	Maple. Lbs.	Cane. Hhls. (1,000 lbs.)						Molasses. Gallons.	Wax. Lbs.	Honey. Lbs.
1				16					50											14				200	605				
2	20			30					200											40				100	220	365			
3									20											20					42	167			
4	4			6					50															50	60	321			
5	20			15	25				100															18	520				
6	12								50																70	371			
7	10					16			60											52				50	100	217			
8	10			15	25				150											25	12	150		50	120	487			
9	25			8	8			5	100															30	200	407			
10	14			10	12				120											20				60	170	278			
11	3			4	10				50															20	50	222			
12	18			10	10				100											8				16	60	273			
13	4			10					50											120	5			20	75	268			
14	5																			80				7	30	119			
15	20			40	20				100											120				50	200	790			
16	14			20	20	8			75											60				20	120	462			
17	78			50	75	20			200											50				60	200	986			
18	12								20		1									22				50	80	326			
19	28	4		3	15				200		2									180	7			100	200	545			
20		10		20					100		4													30	200	600			
21	40								10											20				16	300	21			
22				10	15				50											20				60	200	22			
23									100											40				20	40	240	23		
24	40	40		10					50															16	50	264	24		
25	2	2		2					50											16				20	10	240	25		
26	40	2		25					80															80	40	377	26		
27	16	40		15	18				100											200				25	100	400	27		
28				16	20				100											40				20	80	590	28		
29	12			20	12				50															20		298	29		
30	9	12		10					50											20				20	56	267	30		
31	25	9		40		10			100											60				35	230	729	31		
32	10	25							200											10				28	80	342	32		
33	25	10																						20	200	720	33		
34	14								50															25	20	332	34		
35	9	2							100															60	40	227	35		
36	40			12					100											20				40	150	563	36		
37	20			20	10				100		2									28				20	64	649	37		
38	10			8					108											25				75		287	38		
39	25			8	15	10			50											20				20	200	285	39		
40	8			7	10				50											20				7	100	262	40		
	665	171		459	288	121		5	3723										1300	24	150		1249	3936	16097				
	674								3703		9															16121			

* This will include only such cheese as is made upon the farm. Milk sent to cheese factories will be regarded as milk sold off the farm.

SCHEDULE 3.—Productions of Agriculture in Logan Township, in the County of Wayne, in the Post Office: Greenville Mo.



Name of Agent, Owner, or Manager.	ACRES OF LAND.			PRESENT CASH VALUE.		Total amount of wages paid during the year, including value of board.	LIVE STOCK, JUNE 1, 1870.								PRODUCE DURING THE YEAR.									
	Improved.	UNIMPROVED.		Of farm.	Of farming implements and machinery.		Horses.	Mules and Asses.	Milch Cows.	Working Oxen.	Other Cattle.	Sheep.	Swine.	Value of all live stock.	WHEAT.		Rye.	Indian Corn.	Oats.	Barley.	Buckwheat.	Rice.	Tobacco.	
		No.	Wood-land.												Other unimproved.	Dolls.								Dolls.
1	2	3	4	5	6	7	8	9	10	11	12	13	14	15	16	17	18	19	20	21	22	23	24	
Warren Rodney	100	200		500	40		5	5	8	40	40	800		400	800	400								
Warren Martin	40	80		900	60		2	4	2	6	20	50	475			400	50							
Bromelow Samuel	120	70		1400	20	50	2	2	1	10	12	200		50	200									
Clark William	20	210		372	10			2				30			150								150	
Gorey Rebecca	100	500		2000	20	120	4	3	2	3	10	20	500		124	34	600	100						
Smith Henry	40	58		1000	10	60	2	2	1	2	5	7	400		75	100								
Wilson Lavinia	10	65		300	10			2				3	100			50								
Smith Francis	10	30		200	8		1	2	5	10	7	200			250									
Kines David	40	60		800	12	80	3	3	6	10	20	400		160	200	100								
English James	45	120		4000	10		1	2	2	5	20	15	300		60	150	100							
Brown John	60	110		1000	20	100	2	2	4		25	450			500	250								
Aldrich James	10	163		400	10		1	2	2		12	200		16	200	25								
Fulton James	60	364		2000	100	50	4	5	2	6	19	1000		135	600	200								
Gross William	13	100		800			1	1	1	2	2	150		60										
Lee James	65	140		4000	40	40	4	4	2	8	8	40	500		100	300	200							
Duncan William	10	30		600	25		2	3	8	8	15	450		108	300									
Patterson William	85	364		2000	50		4	7	2	10	5	80	700		150	1000	200							
Fulton John	28	100		1000	80		2	2	4	14	20	350		55	400	75								
Woods James	20	170		4000	100	25	8	6	6	10	40	26	890		139	400	400	200						
Cory Thomas	40	80		1500			1	2	2		20	400			600	250								
Andrew Samuel	60	360		2000	40	100	1	2	3	12	5	200		150	200	150								
Fulton Mary	80	500		3000	20	7	7	6	10	24	14	800		100	600	500								
Charter Augusta	20	20		400				2	2		4	100			200									
Bishop Philip	20	390		800	6		2	4			14	200			250	20								
Thompson Francis	40	80		1750			1	1	2			200			600									
Dunnegan Thomas	20	170		800	20		1	2	3	14	20	150			400	50								
Govette Sallie	40	220		400	10		2	1	2	8	12	320			100	285								
Kennel Saml	80	120		700	6		1	2	7		16	160			48	200	40							
Dunnegan William	25	130		500	12		3	4	10		4	300			52	400								
Stanley Viva	20	40		540	7		2	1	1	4	7	340			71	200	10							
Harris Simeus	20	20		400	20		2	1			20	200			200	100								
Brewington Nancy	20	20		300		60	1	2	4	2	9	250			300									
Bennett Mary	20	40		300	18	75	3	3	3	9	8	300		60	250									
Bennett James	115	80		1800	20		3	1	2	1	20	20	500			200	35							
Montgomery Clayton	40	600		4000	120		2	5		3	7	15	200			400	40							
Hickelle Wiley	28	18		1400	10		2	3	2	1	28	7	300			200	16							
Eldridge John	34	60		400	20		1	2			12	180			400	20								
Whiteall John	70	100		400	35		2	3		2	13	15	400			150	35							
Pardeau William	45	40		400	16		3	1	1	2	1	11	27	200			175	40						
Woodward Frank	10	30		300	11		1		2			200			170									
				45462	1022	722	94	5	13	48	149	352	663	1411	1762	853	3710	216						150

State of Missouri, enumerated by me on the 13. 14. 15 16th day of June, 1870.

W. A. Meacham Ass't Marshal.

YEAR ENDING JUNE 1, 1870.

	Cotton. <small>Bales (450 lbs.)</small>	Wool. <small>Lbs.</small>	Fees and Hens. <small>Bush.</small>	POTATOES.		Orchard products. <small>Dolls.</small>	Wine. <small>Gallons.</small>	Produce of Market Gardens. <small>Dolls.</small>	DAIRY PRODUCTS.			SEED.			SUGAR.			BEES.		Forest products. <small>Dolls.</small>	Value of Home Manufactures. <small>Dolls.</small>	Value of animals for sale or slaughter. <small>Dolls.</small>	TOTAL VALUE. <small>Dolls.</small>							
				<small>Irish.</small>	<small>Sweet.</small>				Butter. <small>Lbs.</small>	Cheese. <small>Lbs.</small>	Milk sold. <small>Gallons.</small>	Hay. <small>Tons.</small>	Clover. <small>Bush.</small>	Grass. <small>Bush.</small>	Hops. <small>Lbs.</small>	Flax. <small>Tons.</small>	Flax-seed. <small>Lbs.</small>	Silk cocoons. <small>Lbs.</small>	Maple. <small>Lbs.</small>						Cane. <small>Hhds. (1,000 lbs.)</small>	Molasses. <small>Gallons.</small>	Wax. <small>Lbs.</small>	Honey. <small>Lbs.</small>		
	25	26	27	28	29	30	31	32	33	34	35	36	37	38	39	40	41	42	43	44	45	46	47	48	49	50	51	52		
1		60		40	15	20			200			4										120			60	150	841	1		
2																												250	2	
3		20		70	10				50																	40	400	340	3	
4		20		10					50																		61	400	960	4
5		20		8	12	25		2	100			4														61	124	760	5	
6		37		100					20			2															40	280	6	
7				8					50																		40	60	250	7
8		16		15					50													10				26	280	500	8	
9									120																	40	100	500	9	
10		35		14					100													15				35	80	832	10	
11				25	25	50			100													50				15	25	439	11	
12				10	2				100			20										10					87	225	12	
13		40		40		40			100			6	6									20				160	725	13		
14		10							100													75						340	14	
15		10							50													40				50	476	15		
16		8	4	25	50	6			250													40				35	688	16		
17									250													90				100	888	17		
18		40	2	20					250			1										90				140	592	18		
19		80		40	10			2	100			3										90				160	792	19		
20		20		15					150													20				60	400	20		
21		20		15		6			50			4										20				60	287	21		
22		56		20		6			200			4										20				80	200	807	22	
23									75																			120	23	
24		16		12	16	4			50																	40	200	700	24	
25									100																			420	25	
26		7		4					75																			474	26	
27		2		20					140													40				10	160	327	27	
28		4		32					100													40				15	95	400	28	
29		6		18					100													28				28	112	505	29	
30				75					100													40				42	48	700	30	
31																						80				60	121	347	31	
32																										40	28	2.20	32	
33		12	2	16	25	12			50																	33	160	263	33	
34		80							100																	50	100	485	34	
35		20		10		16			100																	12	80	372	35	
36		40		4					200													20				16	100	345	36	
37		70		10					50													16				7	200	485	37	
38		20							40						4	75						7				9	150	247	38	
39		20		19					100													40				12	40	296	39	
40		20		10																						20	100	400	40	
	829	864	516	185				4210				48	6			24	75					1024				882	3746	18022.		

* This will include only such cheese as is made upon the farm. Milk sent to cheese factories will be regarded as milk sold off the farm.

SCHEDULE 3.—Productions of Agriculture in Sogan Township, in the County of Wayne, in the

Post Office: Greenlee Mo

Name of Agent, Owner, or Manager.	ACRES OF LAND.			PRESENT CASH VALUE.		Total amount of wages paid during the year, including value of board.	LIVE STOCK, JUNE 1, 1870.									PRODUCE DURING THE YEAR.									
	Improved.	UNIMPROVED.		Of farm.	Of farming implements and machinery.		Horses.	Mules and Asses.	Milch Cows.	Working Oxen.	Other Cattle.	Sheep.	Swine.	Value of ALL live stock.	WHEAT.		Rye.	Indian Corn.	Oats.	Barley.	Buckwheat.	Rice.	Tobacco.		
		Wood-land.	Other unimproved.												Spring.	Winter.									
		No.	No.												No.	Dolls.								Dolls.	No.
1	2	3	4	5	6	7	8	9	10	11	12	13	14	15	16	17	18	19	20	21	22	23	24		
1 Richards James	56	4		400	17		2	3	1			6	45	200				150							
2 Woodward Philip	20	20		300			1		2				40	200				200							
3 Sawyer Caroline	35	25		400	25		3		2		4	40	9	500				200							
4 Pease Milton	98	52		300	50		3		3			12	15	418				300	250						
5 Shelton John	125	600		3000	100	50	8	3	5	2	16	20	20	1000		94	20	800	200						
6 Shelton William	50	160		1600	50	20	3	1	4			5	12	450				500	200						
7 Clark William	30	102		400	20	12	1		2		2	6	14	250		50	25	200	50						
8 Kerr Jane	25	75		400		40	3		3	2	3	8	7	200				200	20						
9 Shottwell Edwin	95	295		2000	20	150	1		3	6	6	7	19	500				1000							
10 Paulus James	40	48		1000	25		4	2	3	4	4	22	20	700		52		2000	20						
11 McInore William	20	20		200	10		2		1	1		11	20	200		50		100	20						
12 Rothiger James	40	160		1500	10		2		2	3	6	30	200				500	16							
13 Harrison William	110	180		4000	300	25	6	3	10	2	10	35	25	1780		60		1400							
14 Tidwell Garrett	10	30		140	20		6		6	1	11	40	2	340				500	50						
15 Harrison Benjamin	50	250		2000	18		2	1	6	4	4	19	20	400		25		200	20						
16 Davis James Sr.	50	110		2000	20		6		5		12	30	25	700		65		1500	50						
17 Criver Michael	25	75		200	20		2		2					220		100		100							
18 Shearer James	70	90		3000	20		4		6		7	20	20	600		10		400	20						
19 Shearer John	30	60		400	18		3		3		4	20	15	500		80		200							
20 McFadden Andrew	80	285		2400	100	60	7		7	2	12	20	42	700		140		500	200						
21 Montauk David P.	100	300		4000	20		1	2	2	2	4	10	10	450		50		500	50						
22 McConnae William	120	150		2000	15		4	2	2		9	10	20	800		100		1000	100						
23 Davis James	100	400		7000	100	20	4	2	6		12	18	20	800		200		500	100						
24 Grisham James	40	55		900	20		2	1	4		6	12	20	425		88		400	20						
25 Long John J.	40	100		2000	20	75	2		2		2	7	8	350		74	20	250	20						
26 Hill Sarah	120	1000		6000	250	15	2	3	3		5	14	10	400		123		250	600						
27 Buggs Dennis	25	100		4000	18		3		1	2	1		10	300		200		200	20						
28 Black Samuel	258	1400		5000	500	150	15		7	7	25		50	1000		520		2000	900						
29 Meadows Joseph	35	210		1000	20		1		3	4	2	20	16	300		208		1200							
30 Hunter William	50	121		2000	150	10	2		4	2	1	11	21	450		80		350	200						
31 Hunter Eliza	40	115		1800	100	15	2		1	2		2	11	20	400		118		500	75					
32 Myer David	45	235		1000	50	50	4		2		1	20	18	200		26		200	50						
33 McCreel Phineas	35	125		900	20	40	3		2		16	9	30	400		100		400	35						
34 McChesbain	56	280		2000	60		7	2	4		28	11	25	500		200		600	120						
35 Maxwell Edward	75	900		2000	100	240	2		4		10	25		400		90		750	150						
36 Harvey Rufus	20	20		353	20									180				250							
37 Steele Thomas	50	220		300	35	10	2		3		1	20	10	218		100		200	250						
38 Farmer Jesse	45	150		1000	50		4		3		1	13	7	118		25		200	25						
39 Vincent Eliza	25	75		250	10		1		2		1	18	4	220				200							
40 Meadows Austin	40	240		1000	25		3		3	4	2	5	20	400		20		200	50						

23008773 1143 2606 1002 269 30 131 34 229 552 679 18966 3058 75 22404 2351

State of Missouri, enumerated by me on the 20th day of July, 1870.
W. H. Weaver, Ass't Marshal.

YEAR ENDING JUNE 1, 1870.

Cotton. Bales (450 lbs.)	Wool. Lbs.	Peas and Beans. Bush.	POTATOES.		Orchard products. Dolls.	Wine. Gallons.	Produce of Market Gardens. Dolls.	DAIRY PRODUCTS.			SEED.			SUGAR.			BEEH.		Forest products. Dolls.	Value of Home Manufactures. Dolls.	Value of animals slaughtered or sold for slaughter. Dolls.	TOTAL VALUE. Dolls.							
			Irish. Bush.	Sweet. Bush.				Butter. Lbs.	Cheese.* Lbs.	Milk sold. Gallons.	Hay. Tons.	Clover. Bush.	Grass. Bush.	Hops. Lbs.	Hemp. Tons.	Flax. Lbs.	Flax-seed. Bush.	Silk cocoon. Lbs.					Maple. Lbs.	Cane. Hhds. (1,000 lbs.)	Molasses. Gallons.	Wax. Lbs.	Honey. Lbs.		
25	26	27	28	29	30	31	32	33	34	35	36	37	38	39	40	41	42	43	44	45	46	47	48	49	50	51	52		
			30	10	5			100																	100	15	397	1	
	40				25			150													56				15	40	1568	2	
								100																	16	60	450	3	
	20		3	6	3			200													60				12	80	268	4	
	26		20	25	15			20			9										260				50	200	1145	5	
	48	1	12	18				50			3										50				25	161	638	6	
	19							50																	20	60	514	7	
	45		16	50				150													60				100	50	1420	8	
	40			50				150			3										40				75	200	1685	9	
			15	24				50													40				10	65	673	10	
					5			50			3										20				20	20	397	11	
			16					50													27					60	345	12	
			14					50													25					40	269	13	
	7		5					25													22				8	20	355	14	
	16				5			50													40				10	20	195	15	
	8		18	1				50			2										25				20	66	542	16	
																													17
																													18
																													19
																													20
																													21
																													22
																													23
																													24
																													25
																													26
																													27
																													28
																													29
																													30
																													31
																													32
																													33
																													34
																													35
																													36
																													37
																													38
																													39
																													40
	249	1	179	184	58			1195			20									825				481	1327	10961			
	279		179	174	58			1205			20									825				481	1327	10961			

* This will include only such cheese as is made upon the farm. Milk sent to cheese factories will be regarded as milk sold off the farm.

SCHEDULE 3.—Productions of Agriculture in St Francis, in the County of Lawrence, in the Post Office: Greenville Mo.



Name of Agent, Owner, or Manager.	ACRES OF LAND.			PRESENT CASH VALUE.		Total amount of wages paid to laborers including value of board.	LIVE STOCK, JUNE 1, 1870.								PRODUCE DURING THE YEAR.									
	Improved.	UNIMPROVED.		Of farm.	Of farming implements and machinery.		Horses.	Mules and Asses.	Milch Cows.	Working Oxen.	Other Cattle.	Sheep.	Swine.	Value of all live stock.	WHEAT.		Rye.	Indian Corn.	Oats.	Barley.	Buckwheat.	Rice.	Tobacco.	
		No.	Wood-land.												Other unimproved.	Dolls.								Dolls.
1	2	3	4	5	6	7	8	9	10	11	12	13	14	15	16	17	18	19	20	21	22	23	24	
1. Atkins James H.	120	250		5000	100	100	2		6	4	6	10	20	800				1500						
2. Gentry Jonathan	25	20		400	20	20	2		2		1			14	125			300						
3. Saylor Isaac	10	59		200	10		2	1	1					2	250									
4. Gentry Eric	60	140		1000	10	40			1	2				10	140			300						
5. Jovier William	20	100		200	8	10			1		1			10	50			400						
6. Will James	15	25		600	10		1			2	4	15	15	300				100	40					
7. Cradick William	20	35		200	20		2		2	2	3			14	240	10		400						
8. Green Fenest	40	40		800	20	100			2	2	4			8	200		84	200	20					
9. Sutton William	10	33		200		12	1		1		1	3	6	200				150	450					
10. Mc Gill Thomas	15	185		300	10	50			1	2	6			12	150		15	200					500	
11. Miller Henry	35	10		800	6		2		2	2	2	3	20	350				600	100					
12. Duncan Henry	30	120		800	10		3		2	2	2	12	20	200				600						
13. Hughes John	70	170		2000	40		6		4	6	3	20	20	995		90		1000	50					
14. Layne John	10	20		250	10		1		1		1	6		150				150						
15. Speer Frank	10	30		250	10		1		1					10	125									
16. Mason Seander	3	77		600	10		1		2					4	15	175		100						
17. Wood Jonathan	15	65		500	10		2		2					5	20	225		200						
18. Williams William	15	65		500	10				1					12	5	75		100						
19. Hughes Joseph	15	60		600	10		2		2		2	5	15	350		30		300						
20. Wilson Jason	5	75		300	10		1		1	2				6	10	200		150						
21. Hughes William E.	50	120		800	10	60	3		3	2	10	20	50	400				400	25					
22. Dutton Oliver	50	240		4000	35	120	2		2	2	13	10	25	450		110		2000	50					
23. McBride Alexander	10	250		1500	5	300	4		2					7	300			100						
24. Pennington Sa. August	25	270		2000		75	9		6	2	7	40	25	910		109		1000	100					
25. Polinger James	20	60		600	5		1		1		4	10	30	150				400	40					
26. Wilson William	70	300		4000	50	25	4	3	3	2	6	30	50	700		440		1000						
27. Allen Charles H.	20	140		400	5		1		2	2	4	8	7	200		24		150						
28. Allen William	12	62		250	5		1		1	2	2	10	10	925		15		140						
29. Watkins Daniel	25	260		400	10		1		1	2	1	16	20	350		130		125						
30. Wilcox Henry	20	240		1000	10		2		5	4	5	10	40	400		12		500	20				25	
31. Short Washington	20	400		4500	100	100	3	3	9	6	25	40	100	1335		160		2500	100					
32. Fish Woodrow	15	25		250	10		2	2	2					5	10	200		300						
33. Payne Josiah	10	70		400	25		3	2			3	8	5	400				150	50					
34. Kinder Eligebert	30	520		1000	20		4		6	2	6	16	60	700		104		900	100					
35. Attrip Matilda	20	200		400	10		2		2		2	10	10	260				400						
36. Thornburg William	20	20		200	10		3		2		2			20	320		50		150					
37. Meadows Job	40	200		800	20				2	4		5	4	20	200		100		300					
38. Ramsey Marcus	12	25		300	20		1		2					6	10	150		150						
39. Jancey Joseph	30	90		1000			2		2	2					300			400						
40. Veach Jackson	20	20		375											30			250					500	40
1282 5451 39775 404 1012 77 13 90 54 131 334 400 10260 1233 18665 1145 1025																								

State of Michigan, enumerated by me on the 21st of 2nd day of July, 1870.
W.H. Kew, Ass't Marshal.

YEAR ENDING JUNE 1, 1870.

1	2	3	POTATOES.		Orchard products.	Wine.	Produce of Market Gardens.	DAIRY PRODUCTS.			SEED.					SUGAR.			BEES.		Forest products.	Value of Home Manufactures.	Value of animals slaughtered or sold for slaughter.	TOTAL VALUE.																																	
			Irish.	Sweet.				Butter.	Cheese.*	Milk sold.	Hay.	Clover.	Grass.	Hops.	Tump.	Flax.	Flax-seed.	Silk cocoons.	Maple.	Cane.					Molasses.	Wax.	Honey.																														
																												Dolls.	Gallons.	Dolls.	Lbs.	Lbs.	Gallons.	Tons.	Bush.	Bush.	Lbs.	Tons.	Lbs.	Bush.	Lbs.	Hhds. (1,000 lbs.)	Gallons.	Lbs.	Lbs.	Dolls.	Dolls.	Dolls.	Dolls.								
1							156				4																15			50	850	1																									
2		2	20					200																			20			15 60	345	2																									
3		4			10			20																			30			17 60	387	3																									
4		6	10		2			200																			35			19 40	277	4																									
5	25							200																						20 125	535	5																									
6	25		12	6				200																			12			25 35	666	6																									
7	30	1	15		20			100																			40			50 160	632	7																									
8	10	1	6	4	12			50																		40	35		10 125	512	8																										
9		1	10	4				50																		40	10		10 100	450	9																										
10	8		6	9	2			50																		20			60 186	863	10																										
11	20		15	6				50																		25			75 150	494	11																										
12	30		30	20				200					1													40			50 240	2065	12																										
13	10		20					50																		20			10 25	300	13																										
14		2	12	7	3			50																					10 25	400	14																										
15	15	3	10		2			100																					15 40	275	15																										
16	12	1	30	10				150																		20			20 50	347	16																										
17	12	2	28		4			50																		25			25 120	450	17																										
18	12	20	40	15	10			200																		30			30 25	600	18																										
19	12		25		7			50																		18			20 35	578	19																										
20	20		10		6			100																		20			10 80	200	20																										
21			6	2	7	7		50																		40			10 60	572	21																										
22		1	15	2	5			50																		40			20 60	1495	22																										
23	40		50	20	50			200				10																	100 450	2220	23																										
24	21	1	3		2			100																					20 120	900	24																										
25	40				16			100																					20 160	1600	25																										
26	16		10		50			100				1																	25 75	891	26																										
27			60		10			100																					20 100	355	27																										
28		1	100	25	20			50				4																	10 160	613	28																										
29	20	2	10	10	40			20				1																	30 125	498	29																										
30	75	5	40	30	20			200				5																	20 60	396	30																										
31								50																		20			150 600	3260	31																										
32								50																		20			20 60	280	32																										
33	20	1						50																					10 70	255	33																										
34	27		10	15	30			200				4														40			30 60	973	34																										
35				15				200																							216	35																									
36			20	10				100																		25			80	260	36																										
37	10		20	120				150																		20			25 160	650	37																										
38		10	10					200																	25				20 80	455	38																										
39																														50	300	39																									
40			25																											60	350	40																									
																											570	62	588	326	338	7	156	4046				26													25	665	35	985	4321	27679	
																											510	62	588	326	338	4	156	4046				26													25	665	35	985	4321	27685	

SCHEDULE 3.—Productions of Agriculture in St. Francis Township in the County of Wayne, in the Post Office: Greenville Mo



Name of Agent, Owner, or Manager.	ACRES OF LAND.			PRESENT CASH VALUE.		Total amount of wages paid during the year, including value of board.	LIVE STOCK, JUNE 1, 1870.								PRODUCE DURING THE YEAR.																			
	Improved.	UNIMPROVED.		Of farm.	Of farming implements and machinery.		Horses.	Mules and Asses.	Milch Cows.	Working Oxen.	Other Cattle.	Sheep.	Swine.	Value of all live stock.	WHEAT.		Oats.	Indian Corn.	Rye.	Barley.	Buckwheat.	Rice.	Tobacco.											
		Wood-land.	Other unimproved.												Dolls.	Dolls.								No.	No.	No.	No.	No.	No.	No.	Dolls.	Spring.	Winter.	Bush.
1	2	3	4	5	6	7	8	9	10	11	12	13	14	15	16	17	18	19	20	21	22	23	24											
Wight Caroline	40	200		1200	40		1	3	2	12	18	20	250				300																	
Alexander Sebe	60	300		1000	25	200	3	2	7	4	25	40	200	1540			800																	
Whitesell William	50	110		2000	20		1		4	16		10	200																					
Croath George	20	200		600	200	200	2	3	4	8	20	40	400				1500	50																
Byrne Rush	15	210		500	25		2	3					25	350	100		200	50																
Pettit Lee M.	150	2000		1500	600	500	6	1	4	6	60		50	2500			2000	200																
McCarry Jane	10	10		250	40		2		2	1	16	2	300				200																	
Carpenter John	20	174		500	10	50	1	2	2	1			20	250	20		200																	
Dees David	50	250		800	10		9	3	2	8	20	15	1500			22	42	250	40															
Dees Elijah	60	120		2000	75		2	1	3	4	4	7	34	400	100		1000	100																
Bates George	50	110		1500	200	150	2	1	3				20	300																				
Wright Mary	20	600		600			2	1	2	6	20	18	360				200																	
Dees Artline	22	600		600	30		2	1	2	5	27	20	320		20		100	40																
Leach William	20	600		600	20		4	1	2	4	20	10	450				100	20																
Manning George	10	30		350	5				1				5	600			200	20																
Faulkner James	60	250		1200	12		2	2	2	2	21	25	400		30		900	25																
Ganter Susan	6	300		700	20	20			2	2	1	5	34	150			100																	
Manning David	15	125		1800	50		1	1	2		16	22	250		33		400	40																
Wattson Elijah	40	180		700	20		1	2	2	3	6	8	175				250																	
Morrison Thomas	80	220		2500	40		4	4	2	7	5	50	700		105		800	120																
Bates Peter	10	30		250	5				3				3	80			250																	
Blalock John	30	200		600	50		4	1	2		6	14	10	650		35	600	100																
Mitchell George	45	235		800	100		2	1	2		10	20	320		60		200																	
Wiggle George	10	30		200			1	1	2		1		15	300			200																	
Hamil Sarah	30	160		600	75	25	2		2		4	12	17	400			400	35																
Borunda Stephen	25	600		500	50		1	2	2		16	32	250				250																	
Ward Meshack	20	380		1200	20		4	3		4	26	8	500				400																	
Doaton J. Berry	20	100		400	10		4	2		2	10	20	450				600																	
Eates John	100	200		2000	50	100	4	4	4	4	10	8	535				2500	50																
Strickland John	40	40		400	50		2	1		2	3	20	200				200																	
Belcher William	20	260		260	40		2	1					31	250			100																	
Garrison Rebecca	5	75		200	40		1	1	4	2	4	12	200		173		100	20																
Epley David	20	80		500	40		5	3	4	8	10	4	480		50		200	15																
Gorman Levi	100	200		1500	100	25	3	2	4	6	8	18	50	700		100	1000																	
Epley Jason	10	110		400	20		1	1	2	1	4	18	200				200																	
Jones John	35	20		1500	40		3	3	4	18	5	60	500				1200																	
Hite James	40	200		2000	40		1	3	2	4	16	25	400		60		600	20																
Midgit George	20	100		500	40			2	2	3	3	25	350				600	10																
Eates Jesse	12	40		250	40		1	2	1				5	60			250	12																
Wilson Rubin	20	60		200	40		1	1	4				6	100			200	35																
Total															89	13	75	80	44	322	911	1425									848	42	2005	1102

Handwritten notes at the bottom of the page: 580, 9, 1610, 829, 46500, 1522, 1270, 89, 13, 91, 80, 144, 1459, 1120, 1794, 948, 42, 2005, 1102.

State of Missouri, enumerated by me ^{from} on the 29th 28th day of July 1870.

W.H. Weaver, Ass't Marshal.

YEAR ENDING JUNE 1, 1870.

YEAR ENDING JUNE 1, 1870.																									TOTAL VALUE.			
Cotton.	Wool.	Peas and Beans.	POTATOES.		Orchard products.	Wine.	Produce of Market Gardens.	DAIRY PRODUCTS.			SEED.			Hops.	Hemp.	Flax.	Flax-seed.	Silk cocoons.	SUGAR.		BEES.		Forest products.	Value of Home Manufactures.	Value of animals slaughtered or sold for slaughter.	Estimated value of all farm production, including belt-ferments and additions to stock.		
			Irish.	Sweet.				Butter.	Cheese.*	Milk sold.	Clover.	Grass.	Maple.						Cane.	Molasses.	Wax.	Honey.					Dolls.	Dolls.
(450 lbs.)	Lbs.	Bush.	Bush.	Bush.	Dolls.	Gallons.	Dolls.	Lbs.	Lbs.	Gallons.	Tons.	Bush.	Bush.	Lbs.	Tons.	Lbs.	Bush.	Lbs.	Hbds. (1,000 lbs.)	Gallons.	Lbs.	Lbs.	Dolls.	Dolls.	Dolls.	Dolls.		
25	26	27	28	29	30	31	32	33	34	35	36	37	38	39	40	41	42	43	44	45	46	47	48	49	50	51	52	
1	20	1	20	6	10			200													20			10	96	202	1	
2								200															100	100	100	100	2010	2
3																									20	100	320	3
4	40		10	10				50			3										40				200	1490	4	
5			13	15				100													40	100		6	70	775	5	
6			50	40				200			4															400	2235	6
7	12		6					100													16			25	100	227	7	
8			4	7				100													16			10	125	615	8	
9	36		20	20	29			200													40			40	350	2140	9	
10	30		20	35	15			100													60			50		1485	10	
11								50													20			20		705	11	
12	22			6	10			100													40				200	125	12	
13				6	10			100													40			20	250	655	13	
14			5		10			50													20			25	60	610	14	
15			8					50													25			25	50	204	15	
16	34		30		6			100													20			50	170	1047	16	
17	4	1	11					100													15			20	75	250	17	
18	12		18					100													25			40	48	697	18	
19	12		8					150													18			20	64	554	19	
20	10		25		10			200			4										20			10	280	1735	20	
21			35		12			150											80		60			20	75	260	21	
22	36	4	20		10			100													20			20	80	1200	22	
23	30		4					150											100						20	68	673	23
24	30				10			50													20			28	47	450	24	
25	20		25	25				100													40			24	85	472	25	
26	16							100																20	57	381	26	
27	30							150																40	80	805	27	
28	20		15					100													60			20	48	977	28	
29	30		150	10	18			200																100	100	2000	29	
30	40							200																10	45	400	30	
31	28							200																15	28	250	31	
32	8	2	10					25													40			15	60	250	32	
33	15		4		20			100											18		40			50	88	790	33	
34	20							50											50		50			25	160	1410	34	
35			8					25																12	107	375	35	
36	15			20				100																35	160	1320	36	
37	20		25		57			150													40			40	112	842	37	
38								100													40			20	72	700	38	
39			25		10			100																20	60	350	39	
40			30					200													20			25	90	390	40	
<div style="display: flex; justify-content: space-between; font-size: small; margin-top: 5px;"> 188 6 477 278 225 480 11 15 875 200 1020 1500 </div> <div style="display: flex; justify-content: space-between; font-size: small; margin-top: 5px;"> 590 8 598 200 231 4500 11 248 635 200 1060 </div>																												

* This will include only such cheese as is made upon the farm. Milk sent to cheese factories will be regarded as milk sold off the farm.

SCHEDULE 3.—Productions of Agriculture in St Francis Township, in the County of Wayne, in the

Post Office: Greenwich Mo



1	ACRES OF LAND.			PRESENT CASH VALUE.		7	LIVE STOCK, JUNE 1, 1870.								PRODUCE DURING THE								
	Improved.	UNIMPROVED.		Of farm.	Of farming imple-ments and ma-chinery.		Horses.	Mules and Asses.	Milch Cows.	Working Oxen.	Other Cattle.	Sheep.	Swine.	Value of ALL live stock.	WHEAT.		Rye.	Indian Corn.	Oats.	Barley.	Buckwheat.	Rice.	Tobacco.
		No.	Wood-land.												Other unim-proved.	Dolls.							
2	3	4	5	6	7	8	9	10	11	12	13	14	15	16	17	18	19	20	21	22	23	24	
1	Rainwater Casareo	40	40		800 75		1		2	1	12	15	200		50		150						
2	Atrip Hester	40	260		800 10		1		2	1			10 100				200						
3	Epley James	20	60		900 100		3		2	2		12	200 350		60		400						
4	Masterson Genrd	40	40		400 150		2		2	3	1	11	300				75						
5	Walker Robert	50	30		1000 10		1		1	2		1	13 150				150						
6	Riger John	35	60		1000 20		2		3	1		13	20 400		40		250 20						
7	Bishop William	30	120		1000 40		2		2	3	22	70 300				450						1500	
8	Bowds Isaac	10	64		400 5							10	7 150				400						
9	White Volantini	25	70		600 20		1	1	2		1	10	25 500		55		250 100						
10	Atrip John	25	75		350 11		1		2			4	9 160				600						
11	Sutton Simpson	50	120		1250 20	25	3		1		1	10	9 200		12		400 50						
12	Craws John	20	90		800 10		2	1	2			12	12 275				100 20						
13	Corvelius Martin	20	110		850 5		2		1			1	200				200 10						
14	Leech Henry	20	100		400 10		1		1	2		7	20 200		50		200						
15	White James	65	100		500 60		4		2			5	18 400		60		200 25						500
16	White Martha	15	100		200				2	2	1	12	20 100		60		20						
17	White William	15	65		500 50		1		1			12	15 200				250 50						
18	White Hampton	35	225		800 8	5	2		1	2	2	6	13 250		50		200 50						
19	Richardson James	15	65		400 10				1	2		1	6 5 125				150						1500
20	Twidwell William	40	200		1000 100		4		4	4	4	14	24 500		80		800 75						
21	Matthews Daniel	25	110		600 125	25	2		2				225		10		200 75						
22	Smith Alexander	20	60		600 20		3		3	2	3	21	20 450		40		250 20						
23	Lutes Joseph	40	40		1000 11		4		2	4	2	8	8 45 600		100		400 50						
24	Lutes William	15	25		300 10		2	1	2			2	6 10 350		20		200 25						
25	Montgomery Ruth	35	182		1000	10	3		2		1	11	18 350				300 50						
26	Montgomery Benjamin	50	240		2000	20	4		4	2	5	40	60 700				1600 60						
27	Holmes Lewis	45	300		2000 60	40	4	1	2		1	21	25 700		25		400 100						
28	Bennet William	50	350		1000 20		3		3	2	10	20	25 700				1000 75						
29	Lloyd Areston	20	100		600 25		1		3	2	3	14	8 350				400						
30	Short Joseph	20	80		700 10	35	1		1	2	7	7	9 250				200 40						1500
31	Veel William	25	60		500 20		1		3	2		2	5 125				200						1500
32	Mansfield James	40	180		4000 40		2	5	2	4		10	10 800				800 25						
33	Rebottom Thomas	40	120		2000 20		1		3	2	4	12	60 450		100		1500						
34	Swann John	20	60		400 10		2		2			4	9 200				200						
35	Daggott Daniel	20	80		1000 120	16	2	1	1			7	20 250		50		250 200						
36	Epley John	30	240		800 25		1		1	2	6	10	25 400		145		250 35						
37	Twidwell Adam	40	240		1900 25		3	1	2	2	7	20	19 450		60		200 20						
38	White Moses	20	100		600 10		1		1	2	1	7	10 200		50		250						
39	Ward William	10	70		100 5		2		2		3	5	10 250				200 20						
40	White George	30	120		500 11		2	1	3		3	12	25 400		100		400						
		12354701		36550278	146	45	14	81	38	93	405	950	13520		1217		13250/1300						6800
		12254701		36550278	176	70	17	81	38	93	405	950	13520		1217		13250/1300						6800

Handwritten checkmarks and notes at the bottom of the page.

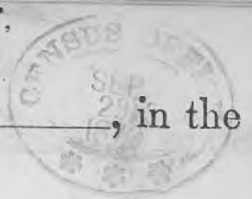
State of Missouri, enumerated by me ^{from} on the 28 July to 1st day of August, 1870.
W. H. Weaver, Ass't Marshal.

YEAR ENDING JUNE 1, 1870.																									TOTAL VALUE.					
Cotton. (Bales 450 lbs.)	Wool. Lbs.	Figs and Beans. Bush.	POTATOES.		Orchard products. Dolls.	Wine. Gallons.	Produce of Market Gardens. Dolls.	DAIRY PRODUCTS.			SEED.					SUGAR.			BEES.		Forest products. Dolls.	Value of Home Manufactures. Dolls.	Value of animals slaughtered or sold for slaughter. Dolls.	Estimated value of all farm produce not included in the terms and addi- tions to stock. Dolls.						
			Irish. Bush.	Sweet. Bush.				Butter. Lbs.	Cheese.* Lbs.	Milk sold. Gallons.	Hay. Tons.	Clover. Bush.	Grass. Bush.	Hops. Lbs.	Hemp. Tons.	Flax. Lbs.	Flax-seed. Bush.	Silk cocoons. Lbs.	Maple. Lbs.	Cane. Hhds. (1,000 lbs.)					Molasses. Gallons.	Wax. Lbs.	Honey. Lbs.			
25	26	27	28	29	30	31	32	33	34	35	36	37	38	39	40	41	42	43	44	45	46	47	48	49	50	51	52			
	20	6			20			100																		10	120	576	1	
		2	2					100														10					25	45	200	2
		2		20				150														40					47	120	700	3
		12																									20	50	525	4
		12	10	20	5			100																			20	50	256	5
	20		50	25				100														10					25	160	445	6
	25		12	9	20			100														20					400	120	845	7
			16	5				50														8					20	60	248	8
	20	2	20	5				100			1							15				19					20	100	870	9
	10		8					100														30					10	60	627	10
	20		8	4	20			50																			15	120	782	11
	24		20	25	5			100														15					20	60	622	12
			25	9				50																			25	20	312	13
	18		5					50																			25	40	390	14
	26		10		2			100																			15	75	650	15
	26		10		14			100																			25	75	423	16
	20		10					50			2											20					16	75	535	17
	12		8		5			50			1											3					35	107	640	18
	12		10		10			100														20					10	56	520	19
	30		20					100														200					60	200	1406	20
			50					100			12											200					10	20	530	21
	20		25	7				150														40					17	100	220	22
	20		10					200														25					20	160	685	23
	24			12				100														35					35	72	572	24
	10		72	10	12			50														60					25	120	807	25
	30	1	25	50	5			200			3											60					20	160	1040	26
	30		20		15			100														60					100	160	1465	27
	40		10					150														20					100	100	1500	28
	26		10					100														40	8				35	78	733	29
			8					50														50	23				25	80	741	30
	4							150																			20	48	750	31
	30	3		25	6			100														25	60				25	160	1495	32
	16		30		3		8	100														40					20	160	1535	33
		1	4		1		1	150			2																70	84	645	34
			25	6				100			3																20	200	796	35
	25		20	16	12			100			4											18	100				38	160	1025	36
	30		10	4				100			3											15					12	68	940	37
		2	25	35	5		1	50																			50	100	560	38
	10	2	12		10			50														20					16	100	375	39
	20	20	5	80	10			12	150		2											20	50				25	80	1385	40
	663	65	564	367	180			22	4000		32							130			1149	150				1106	3927	29745		
	744	65	567	371	187			22	4000		32							130			1149	150				1106	3927	29745		

* This will include only such cheese as is made upon the farm. Milk sent to cheese factories will be regarded as milk sold off the farm.

SCHEDULE 3.—Productions of Agriculture in St. Francis Township, in the County of Wayne, in the

Post Office: Greenville Wayne Co. Mo



Name of Agent, Owner, or Manager.	ACRES OF LAND.			PRESENT CASH VALUE.		Total amount of wages paid during the year, including value of board.	LIVE STOCK, JUNE 1, 1870.								PRODUCE DURING THE YEAR.											
	Improved.	UNIMPROVED.		Of farm.	Of farming implements and machinery.		Horses.	Mules and Asses.	Milch Cows.	Working Oxen.	Other Cattle.	Sheep.	Swine.	Value of all live stock.	WHEAT.		Rye.	Indian Corn.	Oats.	Barley.	Buckwheat.	Rice.	Tobacco.			
		No.	Wood-land.												Other unimproved.	Dolls.								Dolls.	Dolls.	No.
1	2	3	4	5	6	7	8	9	10	11	12	13	14	15	16	17	18	19	20	21	22	23	24			
1 <u>Wint Patrick Wall</u>	20	20		1000	50		4		2	2	5	20	25	600		40		400	40						1	
2 <u>Cartter Samuel</u>	6.35	114		1000	100		3		2	2			30	450				200	40						2	
3 <u>Sutherland Charles</u>	60	250		1000	75		5		2		7		20	500				900							3	
4 <u>Whitt Green</u>	6	30	60	800	10		4		3	2	6	6	20	700				200	10						4	
5 <u>Quinn Mary</u>	25	24		200	5		3		2	2	1	11	7	450				100							5	
6 <u>Holmes John</u>	40	200		1200	10		2	2	3	2	4	14	20	450		100		200	20						6	
7 <u>Parker Washington</u>	10	30		300	10		1		1		2		12	150				100							7	
8 <u>Hawkins Timothy</u>	25	115		500	40		2			2	1		4	220				300	20						8	
9 <u>Perkins Matilda</u>	50	70		400	10				1		1		7	75				200							9	
10 <u>Allard John</u>	40	120		1000	50		1			4	2	6	32	250				1200							10	
11 <u>Roberson Benjamin</u>	10	110		100	5		3		1		4	14	25	325				250							11	
12 <u>Jones Alexander</u>	10	150		500	20		1		1	2	2		25	200				800							12	
13 <u>Reedy Hugh</u>	20	140		300	15		2		1		2	6	25	260				200							13	
14 <u>Maligan John</u>	20	30		600	10					2	2		10	100				280							14	
15 <u>Craft David</u>	20	20		100	10					2	2	10	20	150				200							15	
16 <u>Hill Dow</u>	10	30		300	10		2		2		4	12	25	275				150							16	
17 <u>Hill Daniel</u>	10	30		240	15		1		1	2			18	150				200							17	
18 <u>Song Washington</u>	20	160		275	55		3	1	2		3	11	25	450				200							18	
19 <u>Davis William H.</u>	200	450		4000	400	50	4	8	6	2	15	25	150	2205		310		1000	500						19	
20 <u>Davis Francis</u>	30	10		200	50		2		3		8	10	20	400		25		200	20						20	
21 <u>Davis George</u>	35	275		1000	50		1	2	1				40	500				500	50						21	
22 <u>Davis John</u>	25	275		1000	50		1	5	2		2	2	40	600				500	50						22	
23 <u>Neighbors Francis</u>	20	60		500	15		1		1			10	25	150				150							23	
24 <u>Thornton Stephen</u>	20	140		500	20		3	1	2	2	10	12	50	500				300							24	
25 <u>Morgan Mary</u>	20	190		200	10			3	2	2	6	10	50	400				200							25	
26 <u>Huedle Elizabeth</u>	20	60		700	15		2		3	2	4	10	16	255				200	20						26	
27 <u>Childers John</u>	25	55		600	20		2		2		4	9	20	250		60		600							27	
28 <u>Childers Jesse</u>	15	65		400	10		1					3	10	100		45		200							28	
29 <u>Song Samuel</u>	40	100		500	20		3		3	2	3	7	20	450		20		800							29	
30 <u>Holmes James</u>	25	75		400	40		2		2	2	3	19	25	425		40		400							30	
31 <u>Holmes Thomas</u>	15	67		200	10		2		1		4	14	32	375		100		200							31	
32 <u>Meadows Levi</u>	20	20		200	10		1		2	2	2	10	10	200				200							32	
33 <u>Meadows Thomas</u>	25	275		700	20		2		1	2	4	7	3	400		60		200	40						33	
34 <u>White Alexander</u>	20	120		300	10		2	1	2		3	11	20	450		100		150	35						34	
35 <u>Bennett William</u>	40	320		2000	25		4	2	2		7	14	25	625		20		400	40						35	
36 <u>Ward Iron</u>	25	75		500	40		3		3	2	6	17	16	450		75		350	25						36	
37																										37
38																										38
39																										39
40																										40
Total	1198	4405		23685	1325	50	72	25	64	40	129	300	952	14790		1005		13130	930							
Total	1198	4405		23685	1325	50	72	25	64	40	129	300	952	14790		1005		13130	930							

