

SCHEDULE 3.—Productions of Agriculture in Benton Township, in the County of Wabasha, in the Post Office: Haystack and Men



Name of Agent, Owner, or Manager.	ACRES OF LAND.			PRESENT CASH VALUE.		Total amount of wages paid during the year, including value of board.	LIVE STOCK, JUNE 1, 1870.								PRODUCE DURING THE YEAR.									
	Improved.	UNIMPROVED.		Of farm.	Of farming implements and machinery.		Horses.	Mules and Asses.	Milk Cows.	Working Oxen.	Other Cattle.	Sheep.	Swine.	Value of all live stock.	WHEAT.		Eye.	Indian Corn.	Oats.	Barley.	Buckwheat.	Rice.	Tobacco.	
		No.	Wood-land.												Other unimproved.	Dolls.								Dolls.
1	2	3	4	5	6	7	8	9	10	11	12	13	14	15	16	17	18	19	20	21	22	23	24	
Smith Mackells H	95	75		600	80		4		4	8	31	15	480		50	70	150	60						
Bates John P	12			125					3				75				75							
Grier William	11			175	50		5						250				200						60	
Embrey John A	40	100		600	200	90	4	1	2	7	26	20	420		81		50	150						
Gettman Jonas	10			70	30		2	1	1	1	9	9	200				100							
Shaver William	10	120		500	10	20	1		2	2	4	7	180		16		150	15						
Housinger George	8			250			3		2		3	11	180				80	60						
Wright Salinda P	10	48		125					1	2			4	81										
Coanwell Thomas	60	337		2750	75	25	6	2	6	4	8	31	60	970		90		300	75					
Woodruff Francis	40	120		800	60		5		4	4	22	30	520		63	15	200							
Stafford William	35	105		800	60		4		2	1	17	18	325		80		200							
Rogue Martha	11	37		50			1					4	60			40								
Watson William	12	70		200	5		1				6	6	120		18		75	20						
Swet Robert	30	50		400	50		1		3			13	150		44		150						40	
Sartin Jesse	15			120	60	5	4		2	1		10	200		9		180							
Sartin Norman	44	173		2000	80	25	4		3	5	12	11	385		86		1200							
Payte James H	30	90		1000	35	30	3		3	2	9	14	480		84		350						25	
Heshe Knoll A	27	115		400	50		2					6	160				150	50					50	
Vanzant James R	75	165		1000	125		6	5	3	8	8	22	950		80		500						50	
McDaniel Huston	40	160		750	25		1		1	2	1	20	162		100		200						75	
Denny James	70	143		3000	160		7		4	2	7	30	34	691		267		1000					50	
Lee Elizabeth	30	10		200	40		3		2	2	1	11	32	405		18		250	25					
Clwinger Louis	20	60		600	80		3	2	2	4	8	12	400		30		380							
Clwinger McDonald	45	35		900	60		5		3	2	5	12	25	400		35		300	150					
Hoagland Schmitt	9			150	5				2	2		12	145				40							
Meel Sarel	9			100	65		2	1	1	2	1	10	3	225				200						
Brown William C	19	185		700	40		1	4	2	2	6	8	30	325		50		80						
Sersell John	31	100		400	50		4	1	2	2	5	20	320		36									
Brown Elisha P	28	182		1000	40		4		2	2	7	8	16	350		33		75						
Partle Royal	12	68		200	40				2	1		6	115											
Jones John M	5	75		100	50		2		1		8	9	185		33		100							
Green Noel	10	70		100	15				2	3	2	8	10	225		12		60						
Adair William	15	65		160	10		1	1	1	3		20	240		25		60							
Blankenship Jacob	1	113		250	25				1	2	1		2	85			100							
Green William	10			60	40		1		1	2	2	2	8	150		22		100						
Banks Smith & Green Dan	65	150		800	100	12	4	1	4	2	8	28	30	560		90		300	200					
Burke Eli	60	100		800	150		9		4	8	17	60	380		125		500	150						
Hoik Isaiah	40	180		1200	75	12	6	2	4	6	18	25	631		23	20	500	150					100	
Hoik William	20	72		200	5		1		1	1	3	15	150		30		30	75					20	
Reed Robert J	20	100		300	5		3	1	3		27	15	400		11		150	40						
	1070	3343		24075	1980	219	113	18	84	35	121	398	649	13460	1673	95	8655	1320						470

3243



State of Missouri, enumerated by me on the 8<sup>th</sup>, 10<sup>th</sup>, 11<sup>th</sup>, 12<sup>th</sup> day of August, 1870.  
William H. Young, Ass't Marshal.

YEAR ENDING JUNE 1, 1870.																											TOTAL VALUE.	
Cotton.	Wool.	Peas and Beans.	POTATOES.		Orchard products.	Wine.	Produce of Market Gardens.	DAIRY PRODUCTS.			SEED.			Hops.	Tannin.	Flax.	Flax seed.	Silk cocoons.	SUGAR.		BEES.		Forest products.	Value of Home Manufactures.	Value of animals slaughtered or sold for slaughter.	Estimated value of all farm produce, all farm products, all farm manufactures and additions to stock.		
			Bales (450 lbs.)	Lbs.				Bush.	Bush.	Bush.	Dolls.	Dolls.	Lbs.						Lbs.	Gallons.	Tons.	Bush.					Bush.	Lbs.
25	26	27	28	29	30	31	32	33	34	35	36	37	38	39	40	41	42	43	44	45	46	47	48	49	50	51	52	
	40		12					65													20			25	85	400	1	
			6	5				25																15		65	2	
	1		20					60																18		425	3	
	44		15		40			175			2													35	100	500	4	
	15		20					30																6	35	100	5	
	10			3	10			70																15	40	235	6	
	9		15		16			20														8		16	56	269	7	
																											30	8
	78		12	8	20			150														8	6	20	50	144	700	9
	63		8	4	10			95			2											8		30	80	550	10	
	40		20					175														8		85	200	535	11	
			10																								59	12
	6		15					45																13	40	193	13	
			20																			8		10	70	235	14	
			8					25														8		12	48	240	15	
	23		6					150														8		50	712	1060	16	
	24				5			100														8		30	80	565	17	
			20					45														8		12	45	260	18	
	14		20		5			130														8		35	65	756	19	
			20		20			75														8		25	20	60	388	20
	47	5	30	20	10			150														8		75	300	1587	21	
	16							175														8		30		285	22	
	10		6		50			100														8		21	48	485	23	
	16		15		15			150														8		75	120	640	24	
			20	3				85														8		10		70	25	
	18		10																			8		20	50	230	26	
	17		20		10			250														8		30	125	545	27	
	6		3					90			1											8		15	25	60	225	28
	12		12		15			60														8		25	80	370	29	
																											25	30
	12							45														8		12	12	60	218	31
	14		10					80														8		45	40	265	32	
			10					40																	40		200	33
			4																			8		24		125	34	
	8		20					75																15	32	175	35	
	50		40	20	15			200														8		80	145	845	36	
	44		30					150														8		30	20	140	825	37
	40		10	5	5			125			1				20							8		10	110	100	795	38
	15		5					40																	20		214	39
	25							100														8		50	40	545	40	
	1766	5	512	68	246			3300			6				20			176		327	14	167	62	1049	2696	15804		

\* This will include only such cheese as is made upon the farm. Milk sent to cheese factories will be regarded as milk sold off the farm.







State of Missouri, enumerated by me on the 13<sup>th</sup>, 15<sup>th</sup>, 16<sup>th</sup>, 17<sup>th</sup> day of August, 1870.

William H. Long, Ass't Marshal.

YEAR ENDING JUNE 1, 1870.

No.	YEAR ENDING JUNE 1, 1870.																									TOTAL VALUE.																
	Cotton.	Wool.	Peas and Beans.	POTATOES.		Orchard products.	Wine.	Produce of Market Gardens.	DAIRY PRODUCTS.			SEED.			Hops.	Hemp.	Flax.	Flax-seed.	Silk cocoons.	SUGAR.		Molasses.	BEES.		Forest products.	Value of Home Manufactures.	Value of animals slaughtered or sold for slaughter.	Estimated value of all farm production, including buttermilk and additions to stock.														
	Bales (50 lbs.)	Lbs.	Bush.	Bush.	Bush.	Dolls.	Gallons.	Dolls.	Butter.	Cheese.*	Milk sold.	Tons.	Bush.	Bush.	Lbs.	Tons.	Lbs.	Bush.	Lbs.	Lbs.	Hhds. (1,000 lbs.)	Gallons.	Lbs.	Lbs.	Dolls.	Dolls.	Dolls.	Dolls.														
25	26	27	28	29	30	31	32	33	34	35	36	37	38	39	40	41	42	43	44	45	46	47	48	49	50	51	52															
1		22		10					45																			15			12	55	360	1								
2		22		10					40					1																	25	112	445	2								
3				5					45													20			15							120	375	3								
4				10																													60	208	4							
5		14		20	4				60													30									25	78	305	5								
6		40		10		50			200													24									30	320	1170	6								
7		45		10					50													15			40	20					55	138	600	7								
8		6		3					20													20				12	10				25		150	8								
9		25		5		12			75					1								7									15	72	475	9								
10		25		15					60					5																		60	270	10								
11		16		8					30																							10	50	125	11							
12		22		10		25			65																							35	100	645	12							
13		28		10	10				200																5	20						25	100	575	13							
14		11		5					35					1								15										25	145	554	14							
15		26		15					150													55										50	80	640	15							
16		30							100													10										85	160	820	16							
17		30							60													15										20	88	607	17							
18		40			15	20			150					1								20										50	90	681	18							
19																																			105	19						
20		50		12		5			120					5																		90	215	1107	20							
21									60																								15	80	470	21						
22		8							55																								10	80	442	22						
23		48		20		10			100													40											100	80	586	23						
24		5		20		75			150													55											25	130	692	24						
25		55		30	20	25			250																								50	120	850	25						
26				25																														16	390	26						
27		45		125		25			250					4																				250	1190	27						
28		80		50		50			200					1								18											25	200	1177	28						
29				12		10			100													10												120	465	29						
30																																					30					
31				15																		40												100	416	31						
32		15		5					60					2								10												10	72	390	32					
33		28		10		25			40													40												50	100	675	33					
34				6		10			60																										20	305	34					
35		25		15					50													20												15	60	239	35					
36		10		7																		20												4	56	330	36					
37																																					30	37				
38		18		6	10	10			50													5												12	50	432	38					
39				30		15			70					5																					50	310	39					
40		15		8					50													7												10	45	300	40					
		784		542	59	367			3030					26																						291	3	40	47	89	367	19366

\* This will include only such cheese as is made upon the farm. Milk sent to cheese factories will be regarded as milk sold off the farm.



SCHEDULE 3.—Productions of Agriculture in Benton Township, in the County of Missouri, in the

Post Office: Hayward Mo



1	ACRES OF LAND.			PRESENT CASH VALUE.		7	LIVE STOCK, JUNE 1, 1870.								PRODUCE DURING THE									
	Improved.	UNIMPROVED.		Of farm.	Of farming implements and machinery.		Horses.	Mules and Asses.	Milk Cows.	Working Oxen.	Other Cattle.	Sheep.	Swine.	Value of all live stock.	WHEAT.		Rye.	Indian Corn.	Oats.	Barley.	Buckwheat.	Rice.	Tobacco.	
		Wood-land.	Other unimproved.												Spring.	Winter.								
	No.	No.	No.	Dolls.	Dolls.		Dolls.	No.	No.	No.	No.	No.	No.	Dolls.	Bush.	Bush.	Bush.	Bush.	Bush.	Bush.	Bush.	Lbs.	Lbs.	
2	3	4	5	6	7	8	9	10	11	12	13	14	15	16	17	18	19	20	21	22	23	24		
1	Watts James	70	290		1400	30		5	8	4		6	26	20	988		123		500	100				
2	Watts James M	30	10		150	115			2	1		1	11	11	280		21		250	50				
3	Watts John J	16	24		50	15		2	7	1				12	627		50		100	40				
4	Watts William	30	246		800	50	18	1	1	3		14	14	30	432		39	12	200	75				
5	Watts John	50	170		1000	30	60	7		3	4	14	27	30	665		65		300	100				
6	Wright John B	28	80		350	3						2	2		4	9	110		10		150	25		
7	Bryant John W	25	115		800	40	20	2	4	2		1		30	442		58		100	50				
8	Reek Braxton B	90	204		1500	75	110	5	6	2		5	22	23	810		85		450	200				
9	Sichler Elias	52	110		1500	50		5		1		3	11	7	380				200					
10	Williams Curtis	30	154		500	90		3		2		3		20	320				150	125				
11	Burleson Henry	25			250									1	3									
12	Victory Edwin	18	40		400	40		3	1	1		3		10	249		40		100	25				
13	Simmerman David S	40	80		700	50		4	2	3		2	20	20	460		100		100				50	
14	Casper John	50			500	40		2		2		2	17	21	260		54		200	40				
15	Smyers Hiram W	45	115		800	300	40	2	2	1		1	14	12	315		40		200					
16	Williams Hosebird	16			200	5									25									
17	Haggard Newton	16			200	70		2		1					225				100					
18	Breedlove William	14	600		2500	50		3	1	2	2	7	18	30	425		140		200					
19	Kicks Albert	20			250	3		1						1	45		40		50	40				
20	Andrews Jesse	14			200	75				3	1		1		335				150	60				
21	Andrews John M	12			150	75				1	1		1		175									
22	Breedlove William D	18			200	12		2		1		1	4	8	155		65		250	30				
23	Breedlove John H	24			300			2							100		72							
24	Dalyell Andrew	40	190		1300	75		4		4		3	15	25	410		80	15	350	100				
25	Simmerman Abert	30	70		600	35	100	3	3	2	2	10	6	15	518		95	10	250	150			150	
26	Rose Lucinda	20	100		600	5			1	1		1		12	120		24		25	100				
27	Simmerman Thomas	35	165		850	75		2	2	2	2	5	12	19	420		65		100	100				
28	Simmerman William	18	65		400	5		2	1	1		3	9	3	203		19		100	40				
29	Lider William	36	150		850	15		3		4	2		20	10	345		28		700					
30	Pursley William	44	186		800	50	40	1		2	2	2	1	9	250		84	25	250					
31	Ince John	12			100	20		1	1	1				2	170		100		150					
32	Watson John M	44	120		1000	15		2	1	3	4	7		15	530		27		200	200			1800	
33	Forbes Alex Anden	40	120		1000	15		5		2	2	4	12	15	440		46		150	100				
34	Coranpd Wesley	18	170		350	7			3	1	2	2	14	14	425		35			30				
35	Daniels Walter H	20	148		250	15		1		1	2		6	10	185		33		150					
36	Dillion John	26	34		500	30		4		2		2	6	24	335		74		200					
37																								
38																								
39																								
40																								
		433	3656		23250	1640		388	79	50	61	26	104	254	453	12197	1720	62	5815	1800				2000









SCHEDULE 3.—Productions of Agriculture in Dallas Township, in the County of Webster  
 Post Office: Marshfield Mo.

1	ACRES OF LAND.			PRESENT CASH VALUE.		7	LIVE STOCK, JUNE 1, 1870.								PRODUCT DURING THE YEAR											
	Improved.	UNIMPROVED.		Of farm.	Of farming implements and machinery.		Horses.	Mules and Asses.	Milch Cows.	Working Oxen.	Other Cattle.	Sheep.	Swine.	Value of all live stock.	WHEAT.				Oats.	Barley.	Buckwheat.	Rice.	Tobacco.			
		No.	Woodland.												Other unimproved.	Dolls.	Dolls.	No.						No.	No.	No.
2	3	4	5	6	8	9	10	11	12	13	14	15	16	17	18	19	20	21	22	23	24					
Jacob Justis	35	45		500	75	50	3	2	2		7	20	260		90		200	100								
William Justis	17	63		300	75		3	2		2	8	17	250		12		200	20								
Henry Hawk	7	33		200	85		2	1	2	1		8	250				125									
J. Black & J. F. Rhodes	60	40		1000	125		15	1	4		4	20	50	600		140		300	200							
William C. Holdaway	30	130		500	50		2	2	2	3	10	9	200		55		200									
William Hamlin	6	154		50	75	10	2	1	2			12	200		40											
Andrew Gross	15	105		800	100		3	1		1	7	2	160					30								
Joseph G. Lea	60	60		1500	100		5	1	2		2	30	35	500		107		300	200						60	
William J. Lea	11	149		500	40		2	1			7	9	260		30		150									
Alvarious McTimmel	40	43		1200	10	55	1	1		1			140		298		100	20								
John Rhodes	50	110		1500	150	30	4	2		3	14	23	500		76		300	250								
Duncan Medley	15	65		250	50		2	1	2	2	11	16	250				250	40								
Frederick Brantlett	40	120		500	100	60	4	2	2	2	6	40	25	600		109		500	175						100	
Merced McDonald	30			300	100		2	2	2		6	14	250		80		250	60								
Richard Martin	16	64		500	100	6	2	3	2	4	6	8	250		44		200									
Whitwid Baggio	24	56		500	10		1	2		3	14	13	150		76		7	150								
Milton Medley	6	114		250	35		2	1	2	1		9	120				75									
Micajah Aldridge	100	40		2600	400	600	6	10	3	2	8	30	30	800		300	30	800							6000	
Benj. F. Brantlett	10	70		200	10		1	1	1		2	4	15	200		55		125							75	
Samuel V. Harrison	10	150		300	10		3	1			2	7	20	250				150								
Stephen Butcher	30	170		600	10	107			1		9	9	40		46		150									
Martha J. Felker	35	125		1300	40				3	2	1	7	18	175		24		200								
John Stroud	8	32		200					1		3	3	8	100				100								
Meritt Stroud	30	50		500	10		5	2	2	1	14	15	350		65	10	250									
James Barnett	25	55		700	30				2		2	16	18	150				360	200							
Samuel K. Daniels	85	155		3500	75	75	5	1	4	2	15	26	50	775		387		500								
Ozias Armer	45	115		1000	20		3	1		2		12	255		17		250	50								
Houston G. Gover	35	125		1000	50		8		5	2	3	10	25	700		40		200	75							
Henry Robinson	65	135		2500	150	800	10		5	2	11	12	16	900		155		300	100			2				
John B. Hale & King	37			500	50		1	1	2	2	1	22	14	325		42		400							6000	
William E. & W. P. Ballou	75	225		1600	100	100	8	12	4	4	11	10	13	1200		88		300	200						1500	
James Lelay	60	220		3600	100	116	3	1	3	2	3	25	12	350		75		350	10							
William L. Alsop	45	65		3000	200	75	6	2	5		5	23	15	700		70		400	200							
Ezekiel J. Farr	25			220	10		1	1		1		12	130		56		100									
Albert G. Byrd	80	80		2000	30	300	4	2	2	4	2	8	40	500		200	10	500	300						1500	
John W. Farr	60	180		2000	100		7	1	3	6	9	25	30	1000		75		500	100						700	
Joseph Williams	30	70		2000	70		2	3	2	5	15	15	550		56		300	50								
Joseph A. Bingham	100	113		2800	250	650	11	4	3		3	13	20	1390		130	25	120	250							
Sarah Bell	21	50		1200	10	300	3	1	3	2	2	4	20	420		36		20	15							
William D. Jack	10	70		200	100		1	2	4	1	17	4	200				300									

This schedule contains the list of farms in Dallas Township, Webster County, Mo., for the year 1870. (Sub. Dist. No. 88)



State of Missouri, enumerated by me on the 26<sup>th</sup> day of July, 1870.

James Martin, Ass't Marshal.

YEAR ENDING JUNE 1, 1870.

Cotton.	Wool.	Peas and Beans.	POTATOES.		Orchard products.	Wine.	Produce of Market Gardens.	DAIRY PRODUCTS.			SEED.			Hops.	Hemp.	Flax.	Flax-sted.	Silk cocoons.	SUGAR.		Molasses.	BEES.		Forest products.	Value of Home Manufactures.	Value of animals slaughtered or sold for slaughter.	TOTAL VALUE.	
			Irish.	Sweet.				Butter.	Cheese.*	Milk sold.	Hay.	Clover.	Grass.						Maple.	Cane.		Wax.	Honey.					Dolls.
Bales (50 lbs.)	Lbs.	Dush.	Bush.	Dush.	Dolls.	Gallons.	Dolls.	Lbs.	Lbs.	Gallons.	Tons.	Bush.	Bush.	Lbs.	Tons.	Lbs.	Dush.	Lbs.	Lbs.	Hhds. (1,000 lbs.)	Gallons.	Lbs.	Lbs.	Dolls.	Dolls.	Dolls.	Dolls.	
25	26	27	28	29	30	31	32	33	34	35	36	37	38	39	40	41	42	43	44	45	46	47	48	49	50	51	52	
1	10		20		10		15	200			6														50	80	710	1
2	17							60																	10	90	350	2
3								40																		32	300	3
4	30		20					150													30				20	80	800	4
5	18		10		10			200																	50	64	500	5
6			16					200																	10	135	400	6
7	20		14					30			1														35	64	150	7
8	70		20					200			5										40		50		60	160	920	8
9	23		10					150													15				20	84	340	9
10			15		10			60													15					76	530	10
11	40		50	20	25		5	100													60				75	125	1050	11
12	21		15					50													18				50	72	433	12
13	40		30		100			50																	100	150	1058	13
14	12		4					75													10				25	64	370	14
15	14		20					100													25				50	56	450	15
16	14		10					100													18				30	64	375	16
17			10					60													15				10	88	235	17
18	60		10	8	25			150			8										20					160	2252	18
19	5		5					40													10				15	32	330	19
20	12		10					60																40	10	64	350	20
21	20							60													14				25	56	350	21
22	12		10		20			50			1										20		25		35	48	325	22
23	11		3					40													9				10	40	200	23
24	30							20																	40	80	565	24
25	20		20		200			180													40				50	85	750	25
26	50		20		5			300													10	5	40		60	160	1485	26
27			15					30			2														10	24	600	27
28	21		25		5			150			2										35				30	96	635	28
29	25		40		25			400			10														25	132	2033	29
30	26		15					50													10				15	48	1050	30
31	20		25		100			100			5	4									20				10	200	800	31
32	50		15		25			150			1 1/2										10				50	130	750	32
33	40		10	3	10			60																	100	350	1100	33
34								50																	10	20	175	34
35	24		15					100			1										15				10	160	1300	35
36	50				50			100			7 1/2										25		50		60	187	1325	36
37	18		50					150													40				50	180	775	37
38	30		30		25			150			1														30	176	1650	38
39	40		10		25			100													4				15	84	600	39
40	32	5	50					25													20			100	30	60	600	40
	905	5	641	31	670	20		4400			149									548	5	165	140	215	4030	28973		

\* This will include only such cheese as is made upon the farm. Milk sent to cheese factories will be regarded as milk sold off the farm.





SCHEDULE 3.—Productions of Agriculture in Dallas Township, in the County of Webster

Post Office: Marshfield Mo.

Name of Agent, Owner, or Manager.	ACRES OF LAND.			PRESENT CASH VALUE.		Total amount of wages paid during the year, including value of board.	LIVE STOCK, JUNE 1, 1870.								PRODUCE DURING THE YEAR.									
	Improved.	UNIMPROVED.		Of farm.	Of farming implements and machinery.		Horses.	Mules and Asses.	Milch Cows.	Working Oxen.	Other Cattle.	Sheep.	Swine.	Value of all live stock.	WHEAT.			Indian Corn.	Oats.	Barley.	Buckwheat.	Rice.	Tobacco.	
		Woodland.	Other unimproved.												Dolls.	Dolls.	Spring.							Winter.
	No.	No.	No.	Dolls.	Dolls.		No.	No.	No.	No.	No.	No.	No.	Dolls.	Bush.	Bush.	Bush.	Bush.	Bush.	Dush.	Dush.	Dush.	Lbs.	Lbs.
1	2	3	4	5	6	7	8	9	10	11	12	13	14	15	16	17	18	19	20	21	22	23	24	
Louisa Schoffin	20	17		2000	25		3	3	4	7	35	400		60		400								
Wm H & Jos Talbot	28	116		1200	80	8	5	3	2	1	1	14	450			400	60						2760	
Nancy L Lambeth	25	136		1200	65	4	2	2	4			25	450	95		275	75						2300	
Madison H. Sifter	70	150		2500	120	85	10	3	2	8		30	850	50		300	200							
William Lane	80	160		3600	150	478	4	3	4	8	10	16	50	1200	450		600							
James Morris	190	300		2500	175	360	9	4	4	12	25	22	900	336		600	250						5000	
John Skoleman	60	100		4000	50	675	3		3			30	400	152		200								
Campbell H. Swan	35	85		600	100	15	1	2	2		5	15	27	425	78		400						500	
William Moore	25	25		600	50	45		2	2		2	3	15	200	104		350						530	
George G. Galbraith	18	102		1000	20	160	1					5	110			320	50						440	
Arthur A. Medley	25	57		300	40	25	1	1	2		5	10	200	64		100	8							
Thomas J. Jones	48	80		880	15		3	2		3	4	9	300	52		65	30							
Bethuel McDonald	20	100		400	100		5	4	4		16	25	400	25	10	200								
James W. Burkes	100	380		3000	120		10	5	4	5	38	50	970	273	20	1215	88							
Cyrus H. Johnson	25	72		700	25		5	1	1	2	2	10	14	400	120		100							
Smith S. Burkes	12			120	5		2	2		3	3	5	200	30		75								
Levi Burkes	20	35		400	75		6	3	2	3	13	18	300	63		300								
Willis Burkes	50	159		1500	75	160	4	3	2	12	14	13	450	110		300	100							
Samuel B. Lewis	50	215		1500	25		1	4	2	3	1	5	230	60		300	40							
Lydia V. Smith	30	70		600	20	7	1	2	2	2		12	225	80		260							1000	
James Brecklove	75	85		800	80		4	4	2	4	20	5	300	150	50	400								
Nathan Hargis	75	165		200	50	10	6	5	2	6	16	30	900	159		600	50							
Hiram Lyden	15	25		400	10	64	3	1		1		10	210	45		120								
Thomas Simpkins	30	50		650	30	10	2	2	2	2	4	12	10	350	42		150	12						
James M. Forbes	5	75		150		10	1	2				6	135	9		25								
Richard Grigger	32	88		700	20	50	1	2	2	2	16	24	150	79		200	100						2000	
William Hargis	15	105		500	10		2	2		2	5	8	200	20		200								
James Grigger	40	80		1000	100		3	2			7	8	300	100		150								
William H. Wells	28	92		1300	100	170	3	1	2		3	4	5	300	125		350	34						
George W. Weston	20	25		1000	15		1	2		1	8	3	125			200								
George W. Weston	40	160		500	100	215	4	1	3		2	5	25	300	216		300	60						
Robert J. Johnson	45	195		1000	30	190	1		1		4	7	13	200	66		250	35						
William G. Dutton	23	40		650	150	50	4	2	2		2	17	15	600	175		300							
H. P. D. J. Barnard	44	36		900	15	65	2	1	4	2	3	14	18	400	115		300	60						
John C. Barnard	60	120		1200	100	386	2	2	4		4	19	22	300	275		400	100					1600	
Jacob S. Stinson	5	65		500	100		1	3	2	2		14	300	20		100								
William Hooton	25	120		650	100		4	2		1	8	9	300	33		250	120							
Oliver H. Scott	18			300	10		2	1				4	175	60		100								
John W. White	15	32		400	10		1	1			6	7	80	19		40								
Robert M. Standage	16	64		800	10			1			4	8	100	32		100							700	

Handwritten totals and corrections at the bottom of the page, including numbers like 155, 398, 2228, 125, 18, 98, 44, 124, 345, 660, 14955, 340, 80, 44, 14, 12, 16856.



State of *Missouri*, enumerated by me on the *3rd* day of *August*, 1870.  
*Just M. Martin*, Ass't Marshal.

YEAR ENDING JUNE 1, 1870.

1	2	3	POTATOES.		Orchard products.	Wine.	Produce of Market Gardens.	DAIRY PRODUCTS.			SEED.			SUGAR.					BEES.		Value of Home Manufactures.	Value of animals slaughtered or sold for slaughter.	TOTAL VALUE.						
			Dolls.	Dolls.				Dolls.	Lbs.	Lbs.	Gallons.	Tons.	Bush.	Bush.	Lbs.	Tons.	Lbs.	Bush.	Lbs.	Hds. (1,000 lbs.)				Gallons.	Lbs.	Lbs.	Dolls.	Dolls.	
																													Irish.
25	26	27	28	29	30	31	32	33	34	35	36	37	38	39	40	41	42	43	44	45	46	47	48	49	50	51	52		
	20				50			30													15					40	132	610	
			25	8				30													40					10	64	1240	
			10					100													18					25	153	1325	
			60		25			100			4												10	40		50	380	1165	
	35		60	6	15			140			5															30	96	1700	
	60		75	50				180			2										60					20	278	2118	
			30	30	100			175			1/2															100	320	1912	
	23		15	12				120													36					60	80	860	
	6		30				6	100																		10	56	700	
																											74	440	10
	8		23	10				40													25					30	60	300	11
	16		15					200													20					40	56	485	12
	26		4					80													10					50	74	570	13
	100		25		10			350													80					200	324	2200	14
	20		20																		25		36			30	126	533	15
	10							50																		10	40	140	16
	24		25					100													53					50	120	640	17
	21		15		10			100			6										20		20			50	120	950	18
	2		5		25			140			1/2															3	56	475	19
			10		25			125													18					10	36	600	20
	80							100			1										30					50		730	21
	24		10	8				120													20					50	180	1100	22
			16					100			1										13		12				32	210	23
	25				5			120			6										20					50	64	430	24
								40																		6	20	90	25
	26							100																		40	72	800	26
	10							60													8					20	40	253	27
	14							60													20						90	350	28
	11		15	15				100			3										12					20	80	650	29
								30													5						16	178	30
	8							60			1										16					20	100	850	31
	21		12	6				250			1/2										12		24			40	258	980	32
	40		10	6				60													5					60	160	573	33
	30		20	25				100			1												6	24		35	160	700	34
	35		15	8	75			150			1										25					50	114	1250	35
			5					100													7						12	180	36
	16		12					40													8					40	42	250	37
			12	3				20													8						40	200	38
	17		10	10				50																		35	64	300	39
	9		10	3				40																		30	56	550	40
	16							30													62					135	42	29600	

\* This will include only such cheese as is made upon the farm. Milk sent to cheese factories will be regarded as milk sold off the farm.



SCHEDULE 3.—Productions of Agriculture in Dallas Township, in the County of Webster  
 Post Office: Marshfield Mo.



Name of Agent, Owner, or Manager.	ACRES OF LAND.			PRESENT CASH VALUE.		Total amount of wages paid during the year, including value of board.	LIVE STOCK, JUNE 1, 1870.								PRODUCE DURING THE YEAR.								
	Improved.	UNIMPROVED.		Of farm.	Of farming implements and machinery.		Horses.	Mules and Asses.	Milch Cows.	Working Oxen.	Other Cattle.	Sheep.	Swine.	Value of ALL live stock.	WHEAT.		Rye.	Indian Corn.	Oats.	Barley.	Buckwheat.	Rice.	Tobacco.
		Wood-land.	Other unimproved.												Dolls.	Dolls.							
1	2	3	4	5	6	7	8	9	10	11	12	13	14	15	16	17	18	19	20	21	22	23	24
James Barton	25	45		800	40		1	1	2		1	7	8	175		54		65	40				650
John Gaudin	90	140		2350	100	50	5	6	3		21	50	25	850		150		650					
Samuel Gaudin	15	78		600		15	3		2		3		7	250		66		200					
Oliver Ewing	20	100		350	25		2		2	2	2		17	275		50		250	12				
James Ewing	35	35		1600	150		2		3		2	12	30	350		230	4	400	75				1750
Jacobs S. Hicks	32	88		500	50		2		1		2		10	150				175					600
W.A. Ewing & S.H. Willison	75	305		4000	30		3		3		1	6	22	350		223		300	30				
James H. Williams	70	100		4500	50	436	5		5		6	5	11	500		160		600					
Abner McCompton	30	100		500	20	190	3		2		2	15	12	300		20		150					1000
John Pogue	30	170		450	50	65	2	1	3		4		20	275		126		300	150				1125
George J. Lawson	7	63		100	10		1		1		1		7	100				40					
James J. Lawson	13	67		100	10		1		2		2		9	100		20							600
Jacob Newcomer & Son	40	120		1500	150		9	3	6		2	17	12	800		250	7	400					2700
Damascus A. Medley	70	90		1800	125	20	6	4	3	2	4	28	15	750		172		800	50				4100
James N. Samson	45	221		1500	100	550	5	2	2		6	22	24	700		208		600	100				4775
C.W. Brooks & Bro.	75	139		3000	125	20	7	2	6	4	15	38	13	1075		336		600	40				3608
James Florence	65	115		1500	120		2	3		2	20	14	300		200		300						1500
Elijah T. Ford	75	52		2000	150	15	12	1	5		3	20	20	800		202		400	200				3000
George Bouldin & Son	60	140		3000	200	350	5		4	2	2		12	650		80		600	100				2700
Aquila Barton	50	72		3000	100		3		1		1	9	5	200				150	160				1400
Thomas Kensler & Son	235	170		8000	500	2600	11	6	7		4	60	75	3000		1080		3600					11000
James B. Heitton	45	50		800	25	425	1		2		1	3	2	150		100		400					1200
William B. Compton	30	130		500	50		3		2	2	1	9	8	275		80		75	75				1440
Nathan J. Smith	40	40		900	150	150	5		2		7		10	500		100		600	100				4000
B.C. Kensler & Son	35	90		1500	100		3	1	4		6	26	23	550		50		175	40				100
John S. McSmith	50	110		2000	100	140	6	2	5		9	20	15	750		85		500	160				3000
William L. Kensler	13			340					1			2	4	30				75	40				980
Franklin M. Turner	75	370		600	100		5		2				25	400		140		600	150				
Nathan J. Turner	20			400	150	10	2		2		2			200				300	25				
John R. Compton	25	55		800	25	60	2		1				6	200				350					1250
William H. Lane	37	83		1800	100		5		2		2	21	450		46		150	100					986
Nathanial Turner	100	320		7000	300	200	8	3	5		10	12	50	1000		330		300	100				5500
William C. Kensler	65	55		1200	75	200	5		3	2	2	17	21	300		56		300	150				2949
David Welch	65	145		2500	150		8	12	5		2	40	20	1112				800	200				
John C. Welch	40	46		1000	50	28	2	4	2		9	5	23	470		135		400	60				
James S. Bouldin	80	120		2000	100	300	4		2		2	25	300		170		1800	30					3700
Erul Wepshaw & Son	50	73		2000	90	5	4	1	3	2	3	30	30	600		100		800	125				
William A. Bateman	50	57		2000	20		4		3		4	20	19	550		83		500					400

1950  
 4558  
 4548  
 67840  
 3690  
 5930  
 5830  
 155  
 50  
 112  
 16  
 146  
 506  
 662  
 19187  
 4102  
 310211  
 18900  
 18905  
 2502  
 65910  
 66000







SCHEDULE 3.—Productions of Agriculture in *Findley Township*, in the County of *Wolcott*, in the  
 Post Office: *Haywood Mead*



Name of Agent, Owner, or Manager.	ACRES OF LAND.			PRESENT CASH VALUE.		Total amount of wages paid during the year, including value of board.	LIVE STOCK, JUNE 1, 1870.								PRODUCE DURING THE YEAR.									
	Improved.	UNIMPROVED.		Of farm.	Of farming implements and machinery.		Horses.	Mules and Asses.	Milch Cows.	Working Oxen.	Other Cattle.	Sheep.	Swine.	Value of all live stock.	WHEAT.		Rye.	Indian Corn.	Oats.	Barley.	Buckwheat.	Rice.	Tobacco.	
		No.	Wood-land.												Other unimproved.	Dolls.								Dolls.
1	2	3	4	5	6	7	8	9	10	11	12	13	14	15	16	17	18	19	20	21	22	23	24	
1 Ferrell Kiram	35	175		700	40			1	2	2				230										
2 Sullivan Jeremiah	15	145		900	3	6			2					9	62			40						
3 Matney Jacob	25	170		650	100			2	3	2	2	10	6	382		57		250						
4 Matney John	40	170		500	60			4	2	2		11	30	475		30	20	200						
5 Matney Isaac W	25			750	100				1		2	5	11	63		36		200	40					
6 Copley Wiley	9	80		400	50	15	1		2		3	5	20	170		105		300	25					
7 Copley Jesse	18	100		600	15		1		2	2	1	11	12	251		56		175	150					
8 Matney Elias	25	55		500	45			2		2		4	7	185		13		200	75					
9 William Silas G	40	80		1000	125			1		2		10	20	225		44		150	200					
10 Sparks Samuel A	20	100		1000	85			4	1	1		3	9	33	471		24		200	50				
11 Goss William	12	68		400	30			2		2			12	205		8		100	60					
12 Matney James	12			120	2			1		1			5	70		5		50	6					
13 Goss Nathaniel	46	110		1000	10			3		2		3	16	17	346		38		300	180				
14 Matney William A	23	97		700	15	50	2	1	2				11	385				150	30					
15 Bean William	25	55		500	20			5		2		3	7	20	450		32		200	100				
16 Goss Luke A	120	225		4000	75	125	6		4	4	1	24	30	670		55		100	100					
17 Goss Eli B	12	159		825	120	20			1	2		4	14	174		7		100						
18 Lamborn Joel	17			200	5			3		3	4	2	5	20	480		6		200	40				
19 Hingerson Samuel B	35	115		1200	75			4		3		6	15	420		64	10	400	25					
20 Carrick Joseph	25	55		500	25	15	6		5		3		25	500		163		150	100					
21 Carrick James H	75	445		1000	30	10	7	5	2		21	15	1060		61		250	90						
22 Campbell Nathaniel	16	125		200	5		1		2		1	3	10	98		16		50	25					
23 Goss Daniel	17			200	10			3		2		12	6	192		25		125	50					
24 Miller William A	20	60		600	10			3		2		1	11	6	245		33		150	60				
25 Miller Wilson	30	90		800	100			4		3		3	14	10	350		77		200	150				
26 Day William	60	140		1000	20	12	9	2	4	2	4	20	25	770		65		200	300					
27 Morris Frederick	17			350																				
28 Joy Samuel	17	160		200	75			4		3		2		875										
29 Keicki Winburn	40	340		1500	50	50	7		4		4	27	35	670		175		300	75					
30 William Margaret	40			400	5		1	2	3		3		16	289		26		30						
31 William William	60	60		800	75		2	2	2	2	11		30	570		99		200	50					
32 Henry James	9			100	5		1	1	1		3		12	200				150	25					
33 Hagsdale Nancy	8	72		600	10	30	2		1		4	10	24	265				120	100					
34 Denny Garwood	45	75		1000	45	25	5	3	4	2	10	20	80	765		110		300	150					
35 Bush Abbleton	70	370		1500	75		10	2	1	2	14	35	40	870		250		800	500					75
36 Matney Levi	12	68		200	30					2		9	22	90		10		150						15
37 Handcock William	25	58		400	75		2		2		3	7	25	316		60		400	50					
38 Handcock Martha	15			200	5		1	1	2		1	8	10	220		47		200	40					
39 Stout Andrew	15			200	125		2		2		4	10	10	280				250	40					
40 Rippe John	30	85		1000	25	10	4		4		2	15	15	479		54		400	300					

1225  
 3034  
 28695  
 1495  
 348  
 115  
 23  
 88  
 26  
 126  
 324  
 658  
 1470  
 1468  
 1775  
 30  
 8040  
 3166  
 90







SCHEDULE 3.—Productions of Agriculture in *Sunderly Township*, in the County of *Walden*, in the Post Office: *Hartwood Mo.*



1	ACRES OF LAND.			PRESENT CASH VALUE.		7	LIVE STOCK, JUNE 1, 1870.								PRODUCE DURING THE YEAR.								
	Improved.	UNIMPROVED.		Of farm.	Of farming implements and machinery.		Total amount of wages paid during the year, including value of board.	Horses.	Mules and Asses.	Milch Cows.	Working Oxen.	Other Cattle.	Sheep.	Swine.	Value of all live stock.	WHEAT.				Barley.	Buckwheat.	Rice.	Tobacco.
		No.	Woodland.													Other unimproved.	Dolls.	Dolls.	No.				
2	3	4	5	6	7	8	9	10	11	12	13	14	15	16	17	18	19	20	21	22	23	24	
1	<i>Mount Thomas</i>	35	125	1000	65		4	4	11	19	21	540		90		600	100					50	
2	<i>Montney Solomon</i>	11	117	250	5		1	1	2	6	8	120		10		50							
3	<i>Montney Joseph</i>	18	70	350	35		2	1	1	2	8	21	190	41		150	50					50	
4	<i>Berry John</i>	35	135	500	125		3	2	2	4	21	20	450	87		200	150					25	
5	<i>Smith James</i>	5	90	500	40		4	3	3	15	16	518		50		150						25	
6	<i>Burgess Robert B</i>	18		500			4		4				350	45		200	150						
7	<i>Stard John H.</i>	14		300	4																		
8	<i>Pogue Daniel H.</i>	30		600	10		2	1			5	17	160	41	10	25	40					50	
9	<i>Burgess Mary</i>	20	625	4000	20	35	1	4	2	8	12	23	395	147	12	100	75					12	
10	<i>Stard George</i>	14		300	4		2	1					175	65									
11	<i>Cannel Ferdinand</i>	18	102	400	5				1	1	8	17	80	12	5	75							
12	<i>Castinger Jacob</i>	40	190	1000	10		6	1	2	10	10	350				30							
13	<i>Nebley Josiah</i>	12	135	600	50		3					15	200			100						50	
14	<i>Doby Alvy</i>	25	66	450	40	25	2	1	2	5	11	186		46		125	100						
15	<i>Fox Joseph</i>	7		70					2				50										
16	<i>Howes Jesse</i>	35	45	600	75		4	2	2	5		34	445	80		250	50						
17	<i>Irwin Jacob</i>	30	130	600	100		3	1	1			2	165	25		200	40						
18	<i>Heard Lewis</i>	11		100					1	2			110	7		250							
19	<i>McGowan James</i>	22	78	800	50	10	2	3	2	3	6	25	450	40		50							
20	<i>McGowan Jesse</i>	30	47	600	30		4	4			16	12	395	52		200	150						
21	<i>Goss John W.</i>	65	55	1000	50	60	4	3	8	16	25	578		106		300	50						
22	<i>Goss Daniel</i>	7	77	100								14	20	27		30	10						
23	<i>Davis John S.</i>	35	165	600	50	60	1	3	2	2	2	30	650	120		150	75					25	
24	<i>Bean Jeremiah H.</i>	65	144	1000	35	60	4	2	4	5	27	23	537	115		450	400						
25	<i>Denny John</i>	60	81	800	40		6	9	5	2	17	32	38	1225	130	30	800	100					
26	<i>Philpot William H.</i>	20	34	275	5		1	1	4	5	20	175		40		300							
27	<i>Goss Ruby</i>	26	104	700	7	15	2	2	1	5		34	308	125		250	50						
28	<i>Goss Jacob H.</i>	18	57	600	70		1	1	2	2	10	19	229	50		250	100					25	
29	<i>Alcorn John</i>	20	20	400	3							17	20										
30	<i>Denny George D.</i>	25	15	400	10		1	1	2	2	8	20	214	34		150	50					20	
31	<i>Cardwell William</i>	12	28	200	10		1	2	4	8	18	200		57		200							
32	<i>Cardwell Alexander</i>	50	150	1000	1000	50	5	4	6	4	10	25	765	150	20	300	75					25	
33	<i>Earl Nehemiah</i>	10	150	250	65		2	2				18	117			250							
34	<i>Rogsdale Thomas</i>	70	40	600	100		4	4	2	3	18	5	460	120		800	100					300	
35	<i>Rogsdale William</i>	27		300	5		1	1	1			6	120	20		100	10					50	
36	<i>Denny Syre</i>	25	154	600	60	15	5	1	4	2	7	19	40	48		300	40						
37	<i>McSpally William</i>	25	30	570	15		1	2	2	1	10	12	259	20		200	50						
38	<i>Doby Travis</i>	25	7	350	15		2	1	2	2		13	225	20		250	15					20	
39	<i>Nebley William</i>	26	100	700	125	200	4	7	5	3		25	746	58		400	300						
40	<i>Rutherford John</i>	8		80	60				1	2		1	125										
		1057	3346	23975	2393	530	90	34	80	28	113	295	645	12683	2054	77	8235	2330				667	



State of Missouri, enumerated by me on the 28<sup>th</sup> 2<sup>d</sup> 3<sup>d</sup> 4<sup>th</sup> 5<sup>th</sup> day of July & August, 1870.  
William H. Long, Ass't Marshal.

YEAR ENDING JUNE 1, 1870.

Cotton.	Wool.	Peas and Beans.	POTATOES.		Orchard products.	Wine.	Produce of Market Gardens.	DAIRY PRODUCTS.			Hay.	SEED.			Hemp.	Flax.	Flax-seed.	Silk cocoons.	SUGAR.			BEES.		Forest products.	Value of Home Manufactures.	Value of animals slaughtered or sold for slaughter.	TOTAL VALUE.										
			Fish.	Sweet.				Butter.	Cheese.*	Milk sold.		Clover.	Grass.	Hops.					Tors.	Lbs.	Lbs.	Lbs.	Lbs.					Lbs.	Lbs.	Lbs.	Lbs.	Lbs.	Lbs.	Dolls.	Dolls.	Dolls.	Dolls.
25	26	27	28	29	30	31	32	33	34	35	36	37	38	39	40	41	42	43	44	45	46	47	48	49	50	51	52										
	42		12		10			140			2										50				40	232	907										
	10		3					200																		16	136										
	28				25			50			1														30	40	275										
	22		30	7	30			45													16				20	153	537										
	22		5		10			75			1										8				10	96	354										
			12	6				75													20				50		310										
	6		8					40													5				10	32	200										
	40		15	3	90			100			12										20				50	122	735										
	18		12	10	20			45			1										5				15	55	200										
	28																									55	95										
			10					30													10				10	45	150										
	8		10	10							1														10	48	273										
			20		30			75													60			30	15	50	90	510									
				10	5			75			1										35					36	255										
			3	5																					16	25	262										
	10		10		10																5				10	69	184										
	35		5					25													30				25	64	371										
	38		6		100			250													50				40	480	1132										
			7																						5	32	80										
	7		10	3	7			60			1										27				20	115	464										
	68				10			125			2										30				20	295	1000										
	62		10	15	20			300			4										30			8	50	256	1271										
	10							45																	10	55	275										
			10					60													5					150	522										
	30		15					100													16				15	80	225										
	16		13					60													10				25	90	460										
	10		6																		4				6	60	260										
	30		12	5	10			125			1										5			5	20	220	765										
			40	15																	50			45		48	418										
	29		20	20	25			100													60			6	15	112	900										
								30													12				6	16	130										
	48		12	15				100			5										16				50	160	625										
	17		15					75													15					40	230										
								35													5				5	45	320										
			12		5			300			6														20	288	990										
	1,624		331	121	432			2,440			38										680			30	79	673	3,722	15,813									

\* This will include only such cheese as is made upon the farm. Milk sent to cheese factories will be regarded as milk sold off the farm.



SCHEDULE 3.—Productions of Agriculture in Hinsley Township, in the County of Webster, in the Post Office: Harlemood Moos




Name of Agent, Owner, or Manager.	ACRES OF LAND.			PRESENT CASH VALUE.		Total amount of wages paid during the year, including value of board.	LIVE STOCK, JUNE 1, 1870.								PRODUCE DURING THE YEAR.										
	Improved.	UNIMPROVED.		Of farm.	Of farming implements and machinery.		Horses.	Mules and Asses.	Milch Cows.	Working Oxen.	Other Cattle.	Sheep.	Swine.	Value of All Live Stock.	WHEAT.		Rye.	Indian Corn.	Oats.	Barley.	Buckwheat.	Rice.	Tobacco.		
		No.	Wood-land.												Other unimproved.	Dolls.								Dolls.	Dolls.
1	2	3	4	5	6	7	8	9	10	11	12	13	14	15	16	17	18	19	20	21	22	23	24		
1 <i>Lartin William E</i>	10	100		500	60		1	2	2		1	2	10	250		15		30							
2 <i>Philpot David A</i>	13	190		200	10		1		1		1	8	28	145		28		100							
3 <i>Silvey George W</i>	80	164		1500	100	50	2	3	5	4	6	28	50	1155		90	60	800	300				200		
4 <i>Novaten Elisha</i>	4	80		200	60		2		2		1	28		985		78		400	400						
5 <i>Keammis John</i>	27	98		300	30		5	1	4	2	2	13	24	580		41		25	50						
6 <i>Whinneth Samuel &amp; William</i>	50	73		500	75		6		2		6	20	14	550		27	27	450	100						
7 <i>Cathcart Robert</i>	10	130		200	30		2			4				275											
8 <i>Johnstone James</i>	27	13		60	10		1		1	2	1	9	20	283		50		200	25						
9 <i>Manbery Henry</i>	16	24		40	40		1		1	2	1	4	18	225				50							
10 <i>Shornbury Daniel</i>	6			60	150				1	6	3			275				300							
11 <i>Saile John P</i>	5			50	20				1	2	2			105				300							
12 <i>Smith Maurat B</i>	28	125		800	75	200	2		2			7	14	304		66		200	250						
13 <i>Cunningham William</i>	50	148		1000	30	60	2	2	2			9	11	203		20		150	200						
14 <i>Smither John</i>	30	160		600	75		2	2			2	17	10	267		40		300	200						
15 <i>Robertson Thomas D</i>	15	120		600	110	75	6		2	4	6	10	21	635		200		300	150						
16 <i>Reley Moses</i>	20	20		100	50		3		2	2	2	20	20	350		50		200					20		
17 <i>Gentry James</i>	30			400	125		4	1	2	2	1			493		75	50	800					500		
18 <i>Brawley Margaret</i>	30	36		600	15	20	2	2	3	2	9	11	30	467		130		400							
19 <i>Falkner Clinton W</i>	41	159		1300	45	25	2		3		6	20	24	365		62		200	100						
20 <i>Patterson William</i>	40	120		1000	75		5		2	2	5	7	12	400		155	20	100	25						
21																									
22																									
23																									
24																									
25																									
26																									
27																									
28																									
29																									
30																									
31																									
32																									
33																									
34																									
35																									
36																									
37																									
38																									
39																									
40																									
		544	1750			430	54	13	39	34	55	213	306	7610	1127	137	5505	1800					820		







SCHEDULE 3.—Productions of Agriculture in Haywood Township, in the County of Helston, in the  
 Post Office: Haywood Mo



Name of Agent, Owner, or Manager.	ACRES OF LAND.			PRESENT CASH VALUE.		Total amount of wages paid during the year, including value of board.	LIVE STOCK, JUNE 1, 1870.								PRODUCE DURING THE YEAR.										
	Improved.	UNIMPROVED.		Of farm.	Of farming implements and machinery.		Horses.	Mules and Asses.	Milk Cows.	Working Oxen.	Other Cattle.	Sheep.	Swine.	Value of ALL live stock.	WHEAT.		Rye.	Indian Corn.	Oats.	Barley.	Buckwheat.	Rice.	Tobacco.		
		Wood-land.	Other unimproved.												Dolls.	Dolls.								Bush.	Bush.
		No.	No.												No.	No.								No.	No.
1	2	3	4	5	6	7	8	9	10	11	12	13	14	15	16	17	18	19	20	21	22	23	24		
Lang William H	40	372		1200	100	200	4	1	7		1	15	21	450		65	10		100						
Kobacker Andrew	8	152		250														10							
Pilkinton James D	30			400	20	30	6		2					500											
Rutherford William	50	200		1000	175		9		4		1	14	25	780		95		300	250						
Rickel John W	40	67		1000	75	25	4		2		3	12	15	270		77		150	50				30		
Childress Robert G	60	210		2000	150	60	12	1	4	4	7	41	40	1053		140	20	400	250						
Foster Jesse F	80	160		2000	100	10	10		6	2	9	10	20	765		50			200						
Commings John	75	265		2300	150	125	11		5	2	1	13	7	1105		81		300	240						
Brown Nancy	22			300	50		4		1	2	2	4	4	255				75							
Farel Wilson	50			1000	80	10	6		2		3	24	30	561		200		700	50				40		
Herder Leonard	11	164		450	75		6	6	3		1	13	20	797		30		100	150						
Bartlett William S	50			600	150	20	3		2		1		14	370				400	75				50		
Stone William G	6			100		12			1		1			35											
Izenberg William H	20			100	60				1	2				13	175										
Trusty Francis M	40	40		300	100		3		5	2	4	5	50	495		95		200	50						
Blankenship Coleman	45	275		1000	20	10	2							165		50		150							
George William B	18	140		250	10		2		2		1	4	13	172		92		100	50						
Williams Samuel S	20	100		700	30				1	2	1		20	176											
Gambill Martin	12	150		300	40		1		1	2	1	1	11	91				75							
Massey John W	30	90		700	10	100	6		2		1			355		6	11	500					200		
Aron Franklin	12			100			2							175											
Hosmer Matthias	18	120		200	95		1		1					113				100							
Henry Stephen M	30	130		250	45	15	3							200		94									
Jones James	15	145		200	10		1		2	2		12	10	110		10		100					40		
Bixie Annie	18	105		1000	20		1		2	2	2	10	15	212				50							
Bixie Crawford	16			160					1					80											
Bixie James M	22	136		1000	75		4		2	2	4	20	55	470				300					50		
Henry John W	19	151		250	10				1	2	2	2	7	135				250							
Heard Jeremiah	45	48		1000	15		1		3		5		30	215		33		200	100						
Clyton Allison	50	80		900	100		8		2	2	1	15	20	640		65		200	500				1334		
Clyton Thomas B	30	60		70	10		3		1			3	10	203		74		150	100				660		
Hosmer William	35	50		1000	60		3	1	1	2	7	6	14	359		110		250	100						
Rector Nathan	27	20		600	40		1		1				10	107		30		200							
Rector George B	17			175	5		1							60		25		100							
Slate John A	24			240	15				1		1			38				50	40						
Sanders Dempsey	15			200	40		1						3	53											
Ruraw Dapson	19	200		1800	100	20	3		3	2	2	26	10	280		65		300	500						
Pearson Dapson	30			350	5		3						3	130		65			110						
Coe Alon	25			300	20		3		1				6	300		165									
Cardwell Thomas G	20			300	5	12	4	1	1	1	2	4	12	413		35		200	100						

1196 3634 26045 2085 649 132 11 68 32 65 257 531 12863 1672 41 6110 2615 2410



State of Missouri, enumerated by me on the 5, 6, 7, 8 day of July, 1870.

William H. Long, Ass't Marshal.

YEAR ENDING JUNE 1, 1870.																									TOTAL VALUE.			
Cotton.	Wool.	Peas and Beans.	POTATOES.		Orchard products.	Wine.	Produce of Market Gardens.	DAIRY PRODUCTS.			SEED.			SUGAR.					BEES.		Forest products.	Value of Home Manufactures.	Value of animals slaughtered or sold for slaughter.	Estimated value of all farm production, including production of stock.				
			Lbs.	Bush.				Bush.	Bush.	Dolls.	Dolls.	Dolls.	Lbs.	Lbs.	Gallons.	Tons.	Bush.	Bush.	Lbs.	Tons.					Lbs.	Bush.	Lbs.	Hhds. (1,000 lbs.)
25	26	27	28	29	30	31	32	33	34	35	36	37	38	39	40	41	42	43	44	45	46	47	48	49	50	51	52	
	30		75		100	13		60			3														16	40	395	
			40																							10	150	
																											65	
	30		10		120			250													3	20	20		50	100	770	
	31		35		10			25													1	15			10	50	328	
	107		100	50	200			260			5										3	15	75		50	250	1959	
	21		10		50			100			50										15				30	80	907	
	34		150		50			50			20														35	95	877	
	10		20																						16	50	97	
	66		30					100													3	35			60	180	920	
	30							100																	25	100	347	
			65		15			200																		75	402	
																											5	
	15		35		40			100													3	15	100	20	75	438		
			8																							30	161	
	10																									50	264	
																											5	
			10					50																		40	88	
			25					90																		125	484	
			12																								59	
			85																								85	
	20		25	5																	1	10			30	50	181	
	30		8		30			40																	25	55	121	
	60		50	25				50													3	40			50	200	582	
			30					40																		40	188	
			20		80			160			1															80	387	
	50		20		80			160													1	15			25	177	907	
	10		7					60																	10	49	342	
	15		20					60													3	40			20	48	430	
	70		20		25																1	10				55	185	
																											15	155
																											40	88
	70		20		25						5										3	50			50	140	698	
																												145
																												39
	8		15																		1	20			20	60	330	
11	945	80	825	13				1835			84									305			195	522	2309	12827		

\* This will include only such cheese as is made upon the farm. Milk sent to cheese factories will be regarded as milk sold off the farm.







State of Missouri, enumerated by me on the 9<sup>th</sup>, 10<sup>th</sup>, 12<sup>th</sup>, 13<sup>th</sup>, 14<sup>th</sup> day of July, 1870.

William H. Lutz, Ass't Marshal.

YEAR ENDING JUNE 1, 1870.																									TOTAL VALUE.				
Cotton. Bales (450 lbs.)	Wool. Lbs.	Peas and Beans. Bush.	POTATOES.		Orchard products. Dolls.	Wine. Gallons.	Produce of Market Gardens. Dolls.	DAIRY PRODUCTS.			SEED.			SUGAR.					BEES.		Forest products. Dolls.	Value of Home Manufactures. Dolls.	Value of animals slaughtered or sold for slaughter. Dolls.	Estimated value of stock, including improvements and additions to stock. Dolls.					
			Irish. Bush.	Sweet. Bush.				Butter. Lbs.	Cheese.* Lbs.	Milk sold. Gallons.	Hay. Tons.	Clover. Bush.	Grass. Bush.	Hops. Lbs.	Hemp. Tons.	Flax. Lbs.	Flax seed. Bush.	Silk cocoons. Lbs.	Maple. Lbs.	Cane. Hhds. (1,000 lbs.)					Molasses. Gallons.	Wax. Lbs.	Honey. Lbs.		
25	26	27	28	29	30	31	32	33	34	35	36	37	38	39	40	41	42	43	44	45	46	47	48	49	50	51	52		
1	25		17		50			160													70				10	60	296	1	
2	70		30		75			200			20														10	560	1607	2	
3	17							50																	10	60	258	3	
4	33		25		50			160													30				20	100	835	4	
5	10		20		75			160													20				20	56	456	5	
6			10					50													10						35	158	6
7	15		60																								60	248	7
8			60																								54	234	8
9			15																								70	250	9
10	20		15		200			100			8															100	1007	10	
11																												25	11
12			12	15				100													25	5	25			70	650	12	
13	15		20					100													15				15	65	399	13	
14											1																	280	14
15	16		20		100																12		100		20	70	520	15	
16																					5						45	75	16
17																													17
18			30	12				100													27				20	30	230	18	
19			30					100																	20	30	230	19	
20																													20
21	5		25					75													26				70	90	317	21	
22	5		20																		20				10	25	71	22	
23	22		10		200			50																		8	80	538	23
24																												150	24
25								100																				350	25
26																												45	26
27			15		25			300			50							100			20		25		50	187	1059	27	
28	15							100													30		40			95	429	28	
29			50		100			300			65	2															200	1947	29
30	12																										25	125	30
31	17							50																			45	182	31
32	42		25	15	10			40													40		50		25	50	373	32	
33	7		6	4																	20					12	175	33	
34			12		30			100															20			90	599	34	
35	30				20			50			1										35				40	90	580	35	
36	38		15		10						2										20				15	65	216	36	
37	50		30	12				40			10										75					296	563	37	
38	10																										36	170	38
39																					10						16	85	39
40																													40
	444		56	58	895			2305			157	2					100		260	5	260			303	2687	15812			

\* This will include only such cheese as is made upon the farm. Milk sent to cheese factories will be regarded as milk sold off the farm.



SCHEDULE 3.—Productions of Agriculture in Haywood Township in the County of Robeson, in the

Post Office: Haywood News



Name of Agent, Owner, or Manager.	ACRES OF LAND.			PRESENT CASH VALUE.		Total amount of wages paid during the year, including value of board.	LIVE STOCK, JUNE 1, 1870.								PRODUCE DURING THE YEAR.									
	Improved.	UNIMPROVED.		Of farm.	Of farming implements and machinery.		Horses.	Mules and Asses.	Milk Cows.	Working Oxen.	Other Cattle.	Sheep.	Swine.	Value of all live stock.	WHEAT.		Indian Corn.	Oats.	Barley.	Buckwheat.	Rice.	Tobacco.		
		No.	Wood-land.												Other unimproved.	Dolls.							Dolls.	No.
1	2	3	4	5	6	7	8	9	10	11	12	13	14	15	16	17	18	19	20	21	22	23	24	
1. Alcorn William	70	200		4200	100	50	3		4	2	4	57	30	588		185		500	180					
2. Kense John	17			340	5						1			3	15									
3. Bradshaw Cyrus	25	30		500	25	10	3		2	1	17	23		337			200	30						
4. Colman George	44			900	15		4		1	4	7	5		318		82		250	25					
5. England Daniel	66			1500	50		4		3	2	8	16	13	515		100		400	50					
6. Johnson German	20			600	5		1							75		60		200						
7. Phelps Robert	80	45		2500	150	60	6		5		3	16	10	515		75		800	150					
8. Cox Josiah	8	152		200	50					2	1			11	135				10					
9. Blains Eliza	60	100		2500			1		1	1				130		125		500	200					
10. Hamby Alfred & Andrew	25	158		2000	100		3		2		3	7	15	250		70		400					50	
11. Keaton James	85	85		1000	60	12	3	1	2	2	3	16	16	418		70	15	300	25				40	
12. Hamby John W	10	150		600	50	50	1		2		1	8	16	165				200					25	
13. Carter David	7	158		300	5				1	2	1			11	112				75					
14. Nichols William W	25	57		400	40				1	2				125		35		100						
15. Spradlin Pleasant	17			170	100						2			100										
16. Nichols James	17	133		500	55				1	2	1			7	118			80						
17. Spradley Lessee	7			70					1					25										
18. Caskey John	5	135		800	5		2		2			11	14	200		40		100	50					
19. Mull Harrison & Thomas	30	114		1200	125				3	3		24	16	496				200	100					
20. Mason George W	10	154		600	50		2		1		1		5	192				75						
21. Ladd William	40	180		800	50		4	1	3	2	7	22	11	490		42		250	250					
22. Armstrong George W	25	125		800	250		4							400										
23. Higgins William	20	140		1000	75		2		1		3		11	265		25		250						
24. Hurst Cleoland	17	138		1000	50				1	2	2	1	12	145		60		100						
25. Carter Russel	13	147		400	20		4		1	2	1		5	237				30						
26. Carpenter James	20	160		1000	10		1		2				13	90				100						
27. Campbell Benjamin	19			880	40		4		2		2		2	228		88		150	40					
28. Davis Larkin	47	47		700	50		1		2	2		18	17	293		115		250						
29. Love Robert	43	149		700	15		3		2			2	7	158		50		150						
30. Maynor William	13	67		200	5		1		1		1	3	10	130				100						
31. Hammock James W	25	145		600	75		2		3			7	6	223				150	200					
32. Buttrum Calvin	10			150					1					25										
33. Yandell George	27	40		1800	25		2	2	2		3	15	10	300		85		400	150					
34. Yandell John	12	75		300	25		1	1	1	2			4	200										
35. Woods James W	32	135		800	55	75	3		2	6	1	9	12	520				400	200					
36. Ladd Jacob	20	165		1000	8		1		2		2		20	140		12		200	100				200	
37. Connolly Callet G	12	158		400	12		3		1	4		5	9	362				150	40					
38. Ladd George W	15	105		500	50		2		2			8	15	280				150						
39. Ellis Leander J	30	125		1000	75	40	4		2			9	20	240		35		150						
40. Holden Edward	18	135		800	8		1		2		3	1	20	167		28	25	300	40					
	1026	3907		32660	1868	297	74	8	65	36	82	235	399	974		1330	30	7620	1800					245







SCHEDULE 3.—Productions of Agriculture in Haywood Township, in the County of Madison, in the  
 Post Office: Haywood Map



1	ACRES OF LAND.			PRESENT CASH VALUE.		7	LIVE STOCK, JUNE 1, 1870.								PRODUCE DURING THE								
	2	UNIMPROVED.		5	6		8	9	10	11	12	13	14	15	WHEAT.		18	19	20	21	22	23	24
		3	4												16	17							
No.	Improved.	Wood-land.	Other unimproved.	Dolls.	Dolls.	Dolls.	No.	No.	No.	No.	No.	No.	Dolla.	Spring.	Winter.	Eye.	Indian Corn.	Oats.	Barley.	Buckwheat.	Rice.	Tobacco.	
1	Pitshford Eli	30	170		1000	60				3	9	12	385		62	10	200	50					
2	Pitshford Lewis B	55	204		1050	10				4		1	6	20	260		70	500					
3	Young Martin V	25	95		800	50				1	2		17	140		40	200						
4	Vanhouser Asper	40	160		1000	50				2			17	460		107	400						
5	Cantrill David B	3	30		800	75				1		1	9	10	480		220	300					
6	Cantrill Robert	80	80		2800	100				4	2	3	14	40	610		80	400	70				
7	Cantrill Stephen	12			300																		
8	Mannery Amos	30	150		700	15				2			7	52	251		75	100	50				60
9	Clyst Henry	17	120		700	50				1	2	2	7	9	255		45	100	60				
10	Cantrill Joseph David	30	50		1600	30				2	2	4	7	12	285		40	150	100				
11	Cook Samuel	40	120		800	125				5	3	6	3	9	25	458		118	200				
12	Avery Gilbert G	28	146		500	75				1	2	3	2	5	20	245			150				
13	Avery John D	30	130		400					1	2	6	1		22	500							
14	Crawford Andrew	45	108		2000	65				3	1			3	225		200	400	150				
15	Hall Richard	15	145		250	20				2	2		7	4	120		15	100					
16	McVay William	42	90		1500	150					3	2	1	19	3	187		89	150				
17	Blank Jackson	12	68		1000	60						2			75		100	400	127				
18	Smith John G	26	64		800	10	20						13	10	116		14	100					
19	Thompson George W	100	180		3000	125	250			10	1	2	1	2	5	954		47	500	110			
20	Kennedy John	80	50		2500	100	25			3	1	3	2	1	19	16	550		25	250	100		
21	Crawford Samuel	19	40		600	15				1					50								
22	Smith Henry	30	150		900	60				3	1	2		8	290			500	75				100
23	Kennet Calvin C	19	151		500	25				4	1	4	1	12	9	280		150					
24	Calaway Isaac	100	140		3200	125	30			2	4	3		3	25	18	562		143	520	250		
25	Martin William	31	49		500	125				3	1	2		5	12	14	688		61	425	190		
26	George William	10	108		600	5				4					225		96	300	100				
27	Kennedy William	50	150		1700	25						2		4	185			600					
28	Moore Joseph S	40	40		800	100				4	1	4		12	10	15	675		80	500	150		
29	Steward John	10												8	15								
30	Williams Bartley	10	70		200	5				1	1			16	75			150					
31	Turner Thomas M	18	90		800	40				1	1	2	1	11	5	162		40	125	100			
32	George Thomas O	40	120		600	30				6	2	5	21	19	490		4	600	40				
33	Hells Thomas S	18	102		400	100				3	1			2	1	285		150					
34	Prince Lucinda	10	150		600	20				1	1	1	2	2	3	13	170		21	250			
35	Tatum John	7	153		800	35						2		10	70			150					
36	Smith Eli	38	122		1000	55				2	1	1		6	5	180		110	150	75			
37	Hargis Abraham	15	145		600	12				1	2		1	5	12	128		50	100	25			
38	Carpenter Stephen	12	158		400	55				2	1	2		5	185			200					
39	Davis William	22	218		1200	30					1	2	1		120								
40	Turner Ely	18	133		1000	50				3	3	4		30	325		12	15	50				
		1309	4429		41000	2092	325	90	13	66	57	49	236	467	1453		1986	25	8900	1952			150







SCHEDULE 3.—Productions of Agriculture in Haywood Township in the County of Webster, in the  
 Post Office: Haywood Mo



Name of Agent, Owner, or Manager.	ACRES OF LAND.			PRESENT CASH VALUE.		Total amount of wages paid during the year, including value of board.	LIVE STOCK, JUNE 1, 1870.								PRODUCE DURING THE YEAR.									
	Improved.	UNIMPROVED.		Of farm.	Of farming implements and machinery.		Horses.	Mules and Asses.	Milk Cows.	Working Oxen.	Other Cattle.	Sheep.	Swine.	Value of All Live Stock.	WHEAT.		Rye.	Indian Corn.	Oats.	Barley.	Buckwheat.	Rice.	Tobacco.	
		No.	Wood-land.												Other unimproved.	Dolls.								Dolls.
1	2	3	4	5	6	7	8	9	10	11	12	13	14	15	16	17	18	19	20	21	22	23	24	
1	Hamilton Henry	10	150		400	10				2	1	6	2	128										
2	Kappin Cyrus	21	125		600	45		7	1	9	4	12	21	16	733	94		200	15					
3	Lord William	60	194		5000	60		2		4	1	20	9	418	125	25	80							
4	Deardand William	23	169		800	15		3		2		1	9	211	30		150							
5	Bennett Nathan	5			100	2		1		1			6	51			100	50						
6	Mason Aley	8			80	50		3		1			7	170			150	50						100
7	Dagby John C	50	110		1200	50		5		3			23	17	481	35	50	200	240					
8	Couch Orrell G	15	187		800	8				1	4		9	17	182	65		60						250
9	Pierson John J	10	70		400	10		3		1	2		5	6	325			100	50					
10	McComore John	25	144		300	45		2		3			4	14	248	22		250						
11	McComore William R	20			100			1					7	92	22									
12	Davis Joseph	15	105		800	10		2		2		2	4	7	355			50						
13	Pryor John L	60			1000	125		2		3		3	7	320	41		100	100						
14	George Mitchell	21	138		1300	60		1		2	2		12	225	36		200							
15	Good David R	20	20		400	35				1	2	1	10	128	22		50							25
16	Oliver James G	25	156		500	20		1	1	1	2	2	10	12	260	35		100	50					50
17	George Jacob	25	135		300	75		1		2	2	8	6	210	50		75							30
18	Keypson Thomas	8	158		250					1		1	2	3	58			40						
19	Keistner Charles	11	160		250			1		1		1			75									
20	Keistner Joel B	19	148		600	10				1	2			8	100									
21	Benevine August	10	150		300						2		5	50										
22	McCormac Russel	35	125		1000	35		4		4	4	11	12	33	716	85		200						
23	Triplet Jasper	11	155		500	10		1		2		2	12	175			25							
24	Rhodes Leroy G D	30	68		1400	35	25	6	2	3		4	11	26	372	42		200	150					20
25	Crow William A	17	148		300	6				1	2	1	3	11	142	12		50						
26	Martin Joseph	37	158		600	60	100		2	3		2	4	19	275	86		50						25
27																								
28																								
29																								
30																								
31																								
32																								
33																								
34																								
35																								
36																								
37																								
38																								
39																								
40																								

579 2963 16880 776 125 46 6 43 32 54 134 281 645 802 45 2340 465 500



State of Missouri, enumerated by me on the 22<sup>d</sup>, 1870 day of July, 1870.

William H. Lang, Ass't Marshal.

YEAR ENDING JUNE 1, 1870.

Cotton. Bales (50 lbs.)	Wool. Lbs.	Peas and Beans. Bush.	POTATOES.		Orchard products. Dolls.	Wine. Gallons.	Produce of Market Gardens. Dolls.	DAIRY PRODUCTS.			Hay. Tons.	SEED.			Hemp. Lbs.	Flax. Lbs.	Flax-seed. Bush.	Silk cocoons. Lbs.	SUGAR.			BEES.		Forest products. Dolls.	Value of Home Manufactures. Dolls.	Value of animals slaughtered or sold for slaughter. Dolls.	TOTAL VALUE. Dolls.		
			Irish. Bush.	Sweet. Bush.				Butter. Lbs.	Cheese.* Lbs.	Milk sold. Gallons.		Clover. Bush.	Grass. Bush.	Hops. Lbs.					Maple. Lbs.	Cane. Hhds. (1,000 lbs.)	Molasses. Gallons.	Wax. Lbs.	Honey. Lbs.						
25	26	27	28	29	30	31	32	33	34	35	36	37	38	39	40	41	42	43	44	45	46	47	48	49	50	51	52		
																											25		
	50				40																					140	431		
	40		40		5			60																		70	307		
			30					75																	20	60	250		
			10																								16	161	
																											12	357	
	58		25					225			2										3				60	76	665		
	20							80													10				15	64	267		
	12																										45	155	
	4		5					50																	10	94	225		
																											40	114	
			12					45																		25	56	275	
			40					75														3			30		210	13	
								175														10				80	251	14	
			10					50																			48	160	15
	40		70		10			50														3			15	80	383	16	
			4		2						2																48	212	17
																											10	90	18
																												100	19
			30																									70	20
																												150	21
	25		20					325														3			65	144	500	22	
			10																									160	23
	27		24		50			75														3		10	50	45	459	24	
	15		12		6			75														3		30	15	76	225	25	
	7		40		2			50														3						191	26
																													27
																													28
																													29
																													30
																													31
																													32
																													33
																													34
																													35
																													36
																													37
																													38
																													39
																													40
298			322	2	113			1380			4										125		10	30	317	1174	6199		

\* This will include only such cheese as is made upon the farm. Milk sent to cheese factories will be regarded as milk sold off the farm.

10 Pages certify that the above is well and truly made according to law 1870. W. H. Lang



SCHEDULE 3.—Productions of Agriculture in Cyark Township, in the County of Webster

Post Office: Marshfield Mo



Name of Agent, Owner, or Manager.	ACRES OF LAND.			PRESENT CASH VALUE.		Total amount of wages paid during the year including value of board.	LIVE STOCK, JUNE 1, 1870.								PRODUCE DURING THE YEAR.									
	Improved.	UNIMPROVED.		Of farm.	Of farming implements and machinery.		Horses.	Mules and Asses.	Milch Cows.	Working Oxen.	Other Cattle.	Sheep.	Swine.	Value of all live stock.	WHEAT.		Rye.	Indian Corn.	Oats.	Barley.	Buckwheat.	Rice.	Tobacco.	
		No.	Wood-land.												Other unimproved.	Dolls.								Dolls.
1	2	3	4	5	6	7	8	9	10	11	12	13	14	15	16	17	18	19	20	21	22	23	24	
John Bollinger	15	53		3500	20	145	2		4				5	275				150						
Simon Black	7			210	55	2			1	4			2	190				200						
Henry Hall	14	72		600	50		4		1		1	2	6	125				120						
Philip Shaspenstein	26	34		600	70	25	3	1	1		1		6	120	16			300						
Alexander Irwin	30			1000	40	6	2		3		3	5	7	710		100		300	50					
Isaac Owen & Sons	70	90		1200	75		7		4	4	10	35	15	800		127		500	200					
Allen Graves	18	62		1000	10		1		5	2	1	11	16	200		70		150						
William W. McElwain	40			800	10				2	2			12	100		390								
James R. Scanlon	20	60		1000	100	60	2	2	2	2	1	15	10	400		60		75						
Thomas Caples	10	140		800	50		3		2			22	12	200				200						
Silas White	13			200	50		3	1	2	3		9	10	300				300	100					
Nease George & Son	33	85		2800	18		2		2			6	8	218		66		150	40					
James M. Robertson	35	145		2500	20		3		2				8	450		120		100						
Alfonsa J. Robertson	20	50		800	75	50	6	4	2		1	9	650		65		250	150						
Daniel Bruch	20			400	20		1	1	2			2	100		40		100							
Daniel Newton	17	63		700	75	20			2	2	5		8	200		160		150						
Benjamin Jennings	33	47		2000	30	20	3		2	2	2		8	400				150	100					
Drury Lee	45	75		2000	100	20	7	2	4	2	7	29	50	1000		68		700	400					
Adam Wagner	35	125		1200	150		2				4		16	250				200	100		14			
Charles B. Hughes	18	62		800	50				2	6	3		15	300		22		100						
James Bowers	33	125		80	20		7	4	4		4	12	6	500				300						
James Othman	13	67		500	75		3		2		4	4	8	250				300						
James M. Davis	20	120		300	30	50	5		4		6	13	15	550		120		400	50					
Hugh C. Kelso	20			32	80		2		2					200				200	100					
Alexander Beck	25	117		800	30		3		2		1	10	12	275		70		250	50					
Marb. Shook	20	104		3680	75	50	4		1		3	10	16	400				20						
Benjamin Shook	15			500	20		2		2			7	4	200				200	50					
John Shook	30			600	75	25	2	1	3		7	5	9	400		130		500	250					
Master & Eisenbantz	18	62		1000	75	100	2		1	4			18	300				100						
James D. Oster	14	68		400	30		1		3	2	2		15	150				100						
John W. Glenn	25			250	60	20			1	2				100		22			50					
Andrew Morrison	25			250	200	150			4	2	2		8	300		30		250						
John Ward	25	50		500	20	10			1		2	9	25	180		47		300	40					
Joseph S. Kichlin	10	70		800	200	150	4	2	4		1			600				50						
David J. McElwain	10	60		2000	20	30	1		8	2	2		9	200				150						
Chaetel & Son	40	40		1570	150	10	5		5	2	6	7	30	700		78		300						
Anderson Glenn	25	55		1000	80					2			15	65				125						
Alford McElast	10			800	80		3		1	2	2		6	200				175						
Matthew Marler	25			500	5		2	1			2	4	8	180		42		150						
Leander P. Cloud	40			800	100		2		1				10	200		34		300	100					

1119 1119 5 225 2153 862 97 21 84 49 82 276 420 12438 16 1892 8265 1830 14



State of Missouri, enumerated by me on the 30<sup>th</sup> day of June, 1870.

Jack Martin, Ass't Marshal.

YEAR ENDING JUNE 1, 1870.																									TOTAL VALUE.			
Cotton.	Wool.	Peas and Beans.	POTATOES.		Orchard products.	Wine.	Produce of Market Gardens.	DAIRY PRODUCTS.			SEED.			Hops.	Hemp.	Flax.	Flax-seed.	Silk cocoons.	SUGAR.		BEES.		Forest products.	Value of Home Manufactures.	Value of animals for sale or slaughter.	Estimated value of all farm production, including botchments and additions to stock.		
			Bales (450 lbs.)	Lbs.				Bush.	Bush.	Bush.	Dolls.	Gallons.	Dolls.						Lbs.	Lbs.	Gallons.	Tons.					Bush.	Bush.
25	26	27	28	29	30	31	32	33	34	35	36	37	38	39	40	41	42	43	44	45	46	47	48	49	50	51	52	
		2	20	15		15		200																		100	300	
		2	20					250																				175
	4		6					50																20	36		275	
			6	30				50													5	12		30	32		270	
		10	10	4			2	100		15	1		8								5				50	90	354	
	40		30	30	10			150			3										5			50	200		1000	
	25		20					100													5				50	80	350	
																											390	
	30	X	15					200													5			10	30		325	
	18	X	20					100													5			40	80		330	
	13	X	16					100													5			20	64		275	
	14	X	3	2	10			150			4										5			25	100		375	
																											270	
			10		20			100		10															5	80	375	
								150																			300	
			20	9				210													5			5	45		560	
			40					300			3										5			5	80		450	
	50		40		50			400													5			100	250		1473	
			50	10				50																		120	380	
			8					20																		40	325	
	16		6					200			2														50	100	400	
			12		5			50													5	60		20	40		325	
	60		40		40			150		40	16													100	200		1350	
			10					100		100											5			20	16		250	
	20		15		10			300		100															50	90	550	
	30		25		100			50			1										5			50	140		390	
	10																										255	
	8																										185	700
			10					80																25	100		412	
			8					50																	40		160	
								50																		69	105	
			50					100																	80		500	
	20		30					50		20	2										5		100	20	40		450	
			10					100																50			405	
			30					100																65	15	30		317
	10		50		50			150																25	20	80		530
				10				50																25	20	40		390
			20					50																		6	36	150
	8		3					50																8	25	75		324
			40		100			50																	25	45		530

\* This will include only such cheese as is made upon the farm. Milk sent to cheese factories will be regarded as milk sold off the farm.







State of *Missouri*, enumerated by me on the *23<sup>rd</sup>* day of *June*, 1870.  
*Just A Martin*, Ass't Marshal.

YEAR ENDING JUNE 1, 1870.

Cotton.	Wool.	Peas and Beans.	POTATOES.		Orchard products.	Wine.	Produce of Market Gardens.	DAIRY PRODUCTS.			Hay.	SEED.			Flax.	Flax-seed.	Silk cocoon.	SUGAR.		Molasses.	BEES.		Forest products.	Value of Home Manufactures.	Value of articles slaughtered or sold for slaughter.	TOTAL VALUE.		
			Irish.	Sweet.				Butter.	Cheese.*	Milk sold.		Clover.	Grass.	Hops.				Hemp.	Maple.		Cane.	Wax.					Honey.	Dolls.
(450 lbs.)	Lbs.	Bush.	Bush.	Bush.	Dolls.	Gallons.	Dolls.	Lbs.	Lbs.	Gallons.	Tons.	Bush.	Bush.	Lbs.	Tons.	Lbs.	Bush.	Lbs.	Hhds. (1,000 lbs.)	Gallons.	Lbs.	Lbs.	Dolls.	Dolls.	Dolls.	Dolls.		
25	26	27	28	29	30	31	32	33	34	35	36	37	38	39	40	41	42	43	44	45	46	47	48	49	50	51	52	
	25		6		100			75			1									24				50	120	595		
			4		200			200																	50	150	1055	
			90		200			300			4									17				10	220	1000		
	62		10		25			75			2									15				60	140	735		
			10		50			75			2																480	
	2		10																						12	40	370	
	25		12					100												23				100	80	242		
	30		30		20		100	50			1									25				100	120	938		
	30		10		20		8	100			1									40				75	64	350		
	9		25					100												20				30	25	325		
	12		10		15			80			8									11				25	185	660		
	38	3	40					30												16				38	68	355		
	12	1 1/2	3					60			1									13				23	138	475		
	10		8					60												12				50	124	678		
	8		5		30			100			3									6				25	130	770		
	25	2	50		50			250			1 1/2									20				40	160	1110		
		1					5	50																	30		208	
		1	10				5													22				20	20	80	325	
	26																								8	48	400	
			15					10																30	25	40	643	
			10					50												10				15			95	
	40		10					50																50	40	100	575	
			10					60												30				40	30		130	
	12		16					100												13				20	40		125	
	30		10					50												6				25	32		242	
	14		8		50			50																20	65		360	
	36		20					150			3													50	260		1338	
	60		40		50			200			4									30	10	150		200	410		1974	
	40		30		20			400		10	12									20		50		135	320		1386	
	8		5					20												9				10	20		409	
	10		8					100		10										13				30			305	
	50	2	50					300			5													100	386		1507	
	5		15					50			1									6		40		50			200	
	30		30		100			200			5														220		1000	
	5		20		10			50												20			120	50	100		582	
	7		4					50			1														12	60		393
	5			30			15	100												25				100	80		385	
	7																									40		361
	8		75	50	300		75	175			16									30		60		25	230		990	
	35		50	10				150												50				60	100	246		950
	731	9	469	90	1240		208	4020		20	69									534			360	220	162	4495		25141

\* This will include only such cheese as is made upon the farm. Milk sent to cheese factories will be regarded as milk sold off the farm.







State of Missouri, enumerated by me on the 30<sup>th</sup> day of June, 1870.

Jas M Martin, Ass't Marshal.

YEAR ENDING JUNE 1, 1870.

Cotton.	Wool.	Fens and Penna.	POTATOES.		Orchard products.	Wine.	Produce of Market Gardens.	DAIRY PRODUCTS.			SEED.					SUGAR.			BEES.		Forest products.	Value of Home Manufactures.	Value of animals slaughtered or sold for slaughter.	TOTAL VALUE.					
			Bales (450 lbs.)	Lbs.				Bush.	Bush.	Bush.	Dolls.	Dolls.	Lbs.	Lbs.	Gallons.	Tons.	Bush.	Bush.	Lbs.	Tons.					Lbs.	Bush.	Lbs.	Lbs.	Ells. (1,000 lbs.)
25	26	27	28	29	30	31	32	33	34	35	36	37	38	39	40	41	42	43	44	45	46	47	48	49	50	51	52		
			40	6				100													20 <sup>s</sup>				25	149	675	1	
	14		20		100			50																		25	72	755	2
	20		35	25	10			50			2										20 <sup>s</sup>				100	120	956	3	
	2		12					50													12 <sup>s</sup>				20	30	200	4	
			20					25																			100	540	5
	30	4	30		20			150			16										20 <sup>s</sup>				40	80	560	6	
	15		25					25																		15	100	300	7
			10					100															50				120	640	8
	42		10	5	25			50			3										20 <sup>s</sup>				15	180	350	9	
			30					50																		25	40	240	10
	20		10		100			60			9														10	10	315	11	
	8							60																		20	20	120	12
	10							50																		10	26	130	13
	40		40					50																50	25	64	626	14	
	10		20					50													15 <sup>s</sup>				5	32	178	15	
	60	3	60				8	120													20 <sup>s</sup>			50	50	75	655	16	
	6							100													5 <sup>s</sup>				10	30	420	17	
			5					50													20 <sup>s</sup>					100	275	18	
			12					75													22 <sup>s</sup>		17		30	200	19		
		4	10					280		100																50	260	20	
	15		20					60																	60	85	410	21	
	4		15	20				50													10 <sup>s</sup>				25	40	665	22	
			16		35			100															20		10	257	1000	23	
	14	2	40		40			200			8										40 <sup>s</sup>				25		2600	24	
	40		75		400			100			20															90	2300	25	
	10		15					60																		10	50	420	26
	15		25	13	10			50													7 <sup>s</sup>				25	75	410	27	
	30		10	5				50																		50	42	235	28
			5					200			1										15 <sup>s</sup>				10	125	493	29	
			2	20				100																		30	75	535	30
			12	14	30			50													14 <sup>s</sup>					48	740	31	
	20	3	13		25			100			1/2															75	60	600	32
		9						50													40 <sup>s</sup>		30		10	60	564	33	
	20		20	20				200															50			142	1455	34	
			20					50													5 <sup>s</sup>					85	885	35	
																												182	36
			15	5				200																			72	400	37
	30		40	10				100																		100	130	370	38
			8					25													6 <sup>s</sup>					10	48	122	39
			5					100															20			150	48	370	40
415	27	102	125	185			8	3090		100	59 1/2									311		170	117	985	2980	23173			

\* This will include only such cheese as is made upon the farm. Milk sent to cheese factories will be regarded as milk sold off the farm.



SCHEDULE 3.—Productions of Agriculture in Ozark Township, in the County of Webster

Post Office: Marshallfield, Mo.



1	ACRES OF LAND.			PRESENT CASH VALUE.		7	LIVE STOCK, JUNE 1, 1870.								PRODUCE DURING THE									
	2	UNIMPROVED.		5	6		8	9	10	11	12	13	14	15	WHEAT.				21	22	23	24		
		3	4												16	17	18	19					20	
Name of Agent, Owner, or Manager.	Improved.	Wood-land.	Other unimproved.	Of farm.	Of farming implements and machinery.	Total amount of wages paid during the year, including value of board.	Horses.	Mules and Asses.	Milk Cows.	Working Oxen.	Other Cattle.	Sheep.	Swine.	Value of all live stock.	Spring.	Winter.	Eye.	Indian Corn.	Oats.	Barley.	Buckwheat.	Rice.	Tobacco.	
	No.	No.	No.	Dolls.	Dolls.	Dolls.	No.	No.	No.	No.	No.	No.	No.	Dolls.	Bush.	Bush.	Bush.	Bush.	Bush.	Bush.	Bush.	Lbs.	Lbs.	
1	Levina P. Johnston	5	75		800	10		2	1	2		3	10	250				15						
2	Alexander Patterson	50	130		2000	100	50	4		1	2	3	15	10	350				150	75				
3	Vincent Haymond	50	270		2000	125	100	10		5	2	11	10	15	950	138		300	400					
4	Jacob Andrew	20	80		400	125		4		2	6	5	8	10	550				300	60				
5	Skidmore Andrew	32	68		1500	100		7	1	2			15	20	500	25		300	200					
6	James J. McLondon	25	152		1000	100	150	3		1		2	31	12	330	60		300						
7	James L. Sackett	25	15		400	25		5		2			6	325				350	25					
8	Arch. O. Rose	30	50		1000	50		2		2		1	3	6	200	20		100	200					
9	Malbury M. Pigg	25			500	100	10			2	4	3		9	225	140		150						
10	Jonathan Hamrod	18	62		800	50	10	2		1		2	12	5	250	40		100						
11	William Hamrod	100	115		2500	150	570	5		5	4	9	22	4	600	100		1000						
	Margaret Hogan	12	68		130	10		1		2				100			50							
12	Thomas J. Welch	30	130		1500	15	100	3	1	4	2	3	23	20	600	85		300	200					
13	Samuel Walbert	30	90		1200	25	8	3		3		2	14	10	325	84		300	200				400	
14	James B. Newberry	25	71		600	75		2		1		4	5	10	250	30	12	100	15					
15	Amos A. Edwards	40	200		1500	100	15	13	1	3		2	18	9	830	60	8	300	45					
16	William Plank	20	60		800	20		5		2			15	5	350	30		150	30					
17	John B. Bishop	7	31		600	5				1				1	35			100					600	
18	Thomas Cruise	25	53		400	100		4		1					300			300	20				1200	
19	George Willis	10	55		1100	15		1		1			2	9	125	23		100					700	
20	James Hinkle	30	60		1500	75	20	3		2		3	13	11	300	68		300	150					
21	William P. Edwards	70	230		2500	60	20	10		5	2	6	28	30	750	40		600	150					
22	John D. Walbert	50	30		1500	150		5		2		4	10	14	575	130		500	700					
23	Sarah A. Durbury	30	90		1200	75	10	3		3		2	4	10	275	61		200	100					
24	Nicholas Rhodes	60	140		3500	250	30	4	2	5	4	2	30	20	1000	93		950	400					
25	William H. Stelm	50	88		1800	150	8	2	1	2			7	12	300	80		700	150					
26	Fredrick V. Goes	80	100		2000	250	340	6	1	2		5	20	18	950	175		600	150					
27	Wilson Howell	60	86		2000	175	10	8		4	4	5	18	16	950	155		600	300				70	
28	Nicajah Graves	30	50		800	150	10	2		2		1	12	10	250	96		300	250				1400	
29	Emily Jarratt	15	24		500	10		3				3	6	6	200	81		200	20					
30	John Bass	60	160		3000	100	100	3		4	2	5	23	6	330	200		550	150					
31	James A. Grier	30	52		1000	125	25	2			2		30	375	52		150						900	
32	Newton F. Grier & Bro.	175	165		5000	175	210	5		4	8	34	40	30	600	350		800	400				4500	
33	George Kephly	30	80	165	3600	125	100	3	2	3		8	10	13	400	60		200	70					
34	Alexander W. Parsons	33			660	15		1		1			3	16	125	73		216	90					
35	Barnwell & Wells	60	160		2900	100	85	3		5			10	22	425	132		500	250					
36	George L. Shaw	22			440	60		10		3		6	10	19	650			600						
37	Anderson Stout	10	70		500	30	8	2		2			5	150	25		150							
38	William F. Bodinham	89	161		3400	200	200	11		3		9	40	50	975	103		1000	300					
39	Newton Amos	4	76		500	100		1	1	2			9	225			40							
40																								

1567 337 165 8250 3675 289 152 11 97 42 157 487 508 444 296 20 145 5050 970



State of Missouri, enumerated by me on the 5<sup>th</sup> day of July, 1870.

Jas H Martin, Ass't Marshal.

YEAR ENDING JUNE 1, 1870.

Cotton. (Bales 450 lbs.)	Wool. Lbs.	Peas and Beans. Bush.	POTATOES.		Orchard products. Dolls.	Wine. Gallons.	Produce of Market Gardens. Dolls.	DAIRY PRODUCTS.			Hay. Tons.	SEED.		Hops. Lbs.	Hemp. Tons.	Flax. Lbs.	Flax seed. Bush.	Silk cocoons. Lbs.	SUGAR.			BEES.		Forest products. Dolls.	Value of Irons Manufactures. Dolls.	Value of animals slaughtered or sold for slaughter. Dolls.	Estimated value of stock, including bet- terments and addi- tions to stock. Dolls.	TOTAL VALUE. Dolls.	
			Irish. Bush.	Sweet. Bush.				Butter. Lbs.	Cheese.* Lbs.	Milk sold. Gallons.		Clover. Bush.	Grass. Dush.						Maple. Lbs.	Cane. Hhds. (1,000 lbs.)	Molasses. Gallons.	Wax. Lbs.	Honey. Lbs.						
25	26	27	28	29	30	31	32	33	34	35	36	37	38	39	40	41	42	43	44	45	46	47	48	49	50	51	52		
1	28		10	4	50			160		10															50	24	240	1	
2	30		5		25			100		3 1/2															50	86	670	2	
3	33				10			150		3																135	875	3	
4	20		10					100													20				40	24	500	4	
5	25		100		50			100													25					135	500	5	
6	60		20					100																		50	250	825	6
7			5		5			50		1/2											15					40	325	7	
8	10		15		35		10	180																		10	48	320	8
9			40					150																		10	80	365	9
10	13		20					75																		60	234	490	10
11	30		20	6	20			100		20											20		60		112	200	1688	11	
12		1	8					200																		30	50	150	11
12	54			15	15			50													5				50	110	575	12	
13	22		50		25			50													10		20		25	60	465	13	
14	8		15	8				50																		52	425	14	
15	25		20	12	10			60		1/2															40	145	490	15	
16	14		6	8				150																	40	37	275	16	
17			12	8				50																	20	24	125	17	
18			13	10				60													15				10	68	360	18	
19			12	10	30			50		1/2															10	85	396	19	
20	24		25	12				75		1/2											20				35	126	550	20	
21	55		30	20	50			200		1													75		50	190	860	21	
22	20		20	15	75		8	60		2 1/2											12				10	100	817	22	
23	12		20	5	20		3	50													11				20	80	375	23	
24	75		30	25	100			260		6											45				110	35	1800	24	
25	8	1	40		50		15	200																	50	250	1103	25	
26	40		50	10	100			60		4											50		90		25	90	972	26	
27	64		40	40	50		10	300		8	2	4									40				85	253	1763	27	
28	29		10	50			4	60													11				35	72	910	28	
29	17		6	25																	13				15	62	260	29	
30	80		30	20	50			200		2											30	10	100		60	400	1217	30	
31			10	10	50			50		10																68	645	31	
32	75	3	15	35	50			250		10											60		10		50	325	2280	32	
33	21		8	40	30			60		2															50	85	470	33	
34	12		8	50				20																		160	337	34	
35	25		30	25	75			60																		25	150	815	35
36	12		25	25				150																			200	685	36
37		1	50	1				175		1											24					72	330	37	
38	100	5	200	65	100			150		32											8		50		100	535	2412	38	
39			15					100																		20	80	350	39
40																													40

1041 ✓ 1045 ✓ 1048 ✓ 502 ✓ 1013 ✓ 50 ✓ 433 ✓ 1043 ✓ 2 ✓ 4 ✓ 11 ✓ 424 ✓ 10 ✓ 405 ✓ 1307 ✓ 5350 ✓ 27424 ✓  
 \* This will include only such cheese as is made upon the farm. Milk sent to cheese factories will be regarded as milk sold off the farm.














SCHEDULE 3.—Productions of Agriculture in Ozark Township, in the County of Webster

Post Office: Missouri Mo.

Name of Agent, Owner, or Manager.	ACRES OF LAND.			PRESENT CASH VALUE.		Total amount of wages paid during the year, including value of board.	LIVE STOCK, JUNE 1, 1870.								PRODUCE DURING THE YEAR.									
	Improved.	UNIMPROVED.		Of farm.	Of farming implements and machinery.		Horses.	Mules and Asses.	Milk Cows.	Working Oxen.	Other Cattle.	Sheep.	Swine.	Value of all live stock.	WHEAT.		Eye.	Indian Corn.	Oats.	Barley.	Buckwheat.	Rice.	Tobacco.	
		No.	Wood-land.												Other unimproved.	Dolls.								Dolls.
1	2	3	4	5	6	7	8	9	10	11	12	13	14	15	16	17	18	19	20	21	22	23	24	
1 Isaac F. Bradshaw	30	130		2000	100		2		4	4	4	19	12	450		96		75	50				100	
2 Ezekiel Alexander	10	70		400	25	10	2		2		1		11	200		48		150	35					
3 D. A. Dryden & Bro.	50	180		3000	200	40	6		3		5	45	11	710		249		70	30					
4 Samuel McKeece	30	110		2000	50	20	1	2	1		3		100	400		65		300	10					
5 Lorisia Bateman	8	32		300	75		2		2	2	1	12	5	300		20								
6 Sidney Cruise	12			120	20									8	10			100	60					
7 Samuel C. Brasher	12	68		800	20				3	2	1		14	150				200						
8 Elias S. Wilkerson & Sons	93	227		3000	250	70	3		4	1			20	395		179		400	300					
9 Noah Atkinson	30	40	5	1200	120		2		1		2	8	3	150		43		200						
10 Jesse W. Hartley	50	110		2000	75	3	3		4	2	5		15	500		60		400	150					
11 Robert Hartley	10	110		800	10	5	3	2		2				500		90			30					
12 William E. Tolawell	10	70		500	20	35	2		2		1	10	11	200				200						
13 Reuben Nettow	32			320	15	3	2		2		3	18	8	150		120		300						
14 Richard B. Hartley	30	130		1600	45		3		3		1		15	350		63		50	130					
15 Augustin W. Minor	40	208		2180	200	100	4	1	6	2	7	30	26	850		100		400	60					
16 Hughiah W. Hartley	30	50		1000	150		3		3				24	12	350		27		100	50				
17 William P. Atkinson	40	79		1500	75	20	5		3		8	42	18	500		27		200	400					
18 Frederick S. Hamwood	34	82		800	20	30	2		1		2	8	13	135		17		150	100					
19 Richard Hammasch	47	169		1200	75	230	3	3	4		3	24	15	400		30		250	100					
20 Benjamin Atkinson	30	100		1200	100		2		1		1	11	8	125		50		100	60					
21 John A. Jackson	12	68		500	8		3		1	4	1	4	8	485		48		15	40					
22 Matthew Macann	20	140		400	25		2		1		1	7	7	150		35		150				400		
23 William Smith	45	45		1200	50		4		3		2	9	18	300		65		300	50					
24 Philip S. Bodinhamer	35	205		1500	200		5		3		2	24	20	540		50		200						
25 Chapman W. Bodinhamer	48	172		3000	200	400	5		4		9	30	25	700		100	150	300	150					
26 John S. Cunningham	15	25		800	125	180	3		3		5		7	250				200	120					
27 William J. Miller	10			200	20	75	8						10	3	430									
28 Thompson M. Pigg	15	65		200	13	6	5		1		2	16	8	300		30	5	125	25			20		
29 Eli H. Beckner	45			540	15	75	2	2	2		2		20	325		50		300	200					
30 Isaac D. Johnson	20	140		1000	60	250	3		5	4	4		15	600				200	200					
31 John A. Ward	60	340		16000	25	75	8	2	2		20		10	800		240		500	300					
32 Columbus C. Smith	45	75		1500	30	50	5		4		15		40	700		85		1100	200					
33 Oscar F. Gregory	4	80	15	2000	50	100			2		3		5	150		12			30					
34 Eber H. Young	25	30	30	3000	150	700	2		2					200				60	200					
35 Benj. Lee	6	20		1200	100	300	1		2				6	200										
36 John Foster	80	230		2500	150	100	4	1	5	2	10		20	700		80		400						
37																								
38																								
39																								
40																								


11 2 3550 50  
 3570 62400 2410  
 2866 2877 110 13 25 12 351 537 12645  
 2069 155 1550 3321 420  
 3079 1570 3020 520







SCHEDULE 3.—Productions of Agriculture in Union Township, in the County of Webster, in the  
 Post Office: Waldo Mo.



No 154

Name of Agent, Owner, or Manager.	ACRES OF LAND.			PRESENT CASH VALUE.		Total amount of wages paid during the year, including value of board.	LIVE STOCK, JUNE 1, 1870.								PRODUCE DURING THE YEAR.									
	Improved.	UNIMPROVED.		Of farm.	Of farming implements and machinery.		Horses.	Mules and Asses.	Milk Cows.	Working Oxen.	Other Cattle.	Sheep.	Swine.	Value of All Live Stock.	WHEAT.		Rye.	Indian Corn.	Oats.	Barley.	Buckwheat.	Rice.	Tobacco.	
		No.	Wood-land.												Other unimproved.	Dolls.								Dolls.
1	2	3	4	5	6	7	8	9	10	11	12	13	14	15	16	17	18	19	20	21	22	23	24	
Cantrell Alec	25	132	1580	25			1	2	2	2		5	15	235		70		300	100					
Dean A J	33	127	2000			10	4	5	5		2		15	400		40		100	20					
Allen David	10	70	320				3		2				12	275				150	50					
Cantrell James R	9	31	200				1		1	2				165										
Warren John W	110	80	100						1	2			13	85		40		150						
Cantrell F G	75	165	1500	75			3	1	2		9	12	11	471		100		200	100					
Cantrell W	20	60	700				2		1	4			4	335		100		150						
Linder femina	35	55	800						1				10	35		50		150						
Linder John M	10	40	300	75			2						25	250										
Linder Isaac	10	74	400				2		1				20	145										
Bullard Boyer	30	130	500	10			1						9	75		40		100	75					
Cantrell John J	30	130	800	50			3		1		1	10	18	286		72		250	200					
Scott William	20	140	800	30			2	1	1	2	2	35	16	300		150		300	50					
Wick William	70	290	800	200			7		5	2	11	34	20	710		150		400	200					
Worthy J W	50	80	300	50			2		2	2		20	14	337		40		400	50					
Wick John	70	130	200	250	70		8	6	5	2	40	30	18	1500		100		400	100					
Alexander George C	13	67	500	125			2		2			7	18	300		30		100						
Whittinby Isaac	30	80	500	25			2		3		6	4	12	190		35		175						
Clymer Isaac	12	28	200				5		1	2	1	8	7	453				200						
Mohanderson C E	15	105	800	25			4		4		1	16	15	464		63		150						
Duncan John R	30	50	1500				4		2			8	8	432		55		200						
Dyche F C	90	150	2000	50			9	1	4	2	8	17	7	965		187		450	150					
King John	4	76	100	25					1		2	6	5	46		12		150						
Dyche A D	25	45	800	100			1		2				10	145				200						
Hamilton S L	11	38	500	100			4		1		6	19	10	304				100						
Wicks William	15	30	200	140			4	1	1				14	335				100						
Gardner Jacob	50	120	1500	150			6	1	4	4	2	20	20	862		80		400						
Hornshroy Francis M	16	74	300	20			1					4	9	63		26		100						
Gardner John F	150	132	3000	100			7		3	8	40	48	18	1876		99		1800	300					
Gardner Martin	40	90	1500	100			4		1	2			7	448				800						
Little John W	45	75	2000	100			3	2	3		4	18	25	431		125		800						
Gardner Solomon	25	55	1000	75			2	2	1	4	1	20	25	475				200	100					
Chanter Jas D	8	72	500				2		1		2	6	6	70				100						
Little Thomas	40	120	1000				4		1		2		25	390		80		300	100					
Summyham Nath	18	52	1000	100			2		2	2	1	25	25	310		65		200						
Clymer Jesse	10	30	300				1		2		1		10	130		20		100						
Weaver Williams R	85	315	5000	300			4	9	5	6	10	25	26	1390		150		800						
Weaver Lewis	40	160	800				2	2	1		4	10	9	284		150		50	100					
Weaver Eli C	14	146	1000						2	2		1	7	18	284		70							
Paggard A S	75	95	1500				7	4	3		8	14	36	1148		154		600	75					

1255  
 3935  
 4400  
 2300  
 80  
 125  
 30  
 78  
 48  
 165  
 402  
 522  
 1737  
 2357  
 4128  
 1125  
 1770



State of Missouri, enumerated by me on the \_\_\_\_\_ day of August, 1870.

Hansen & Shull, Ass't Marshal.

YEAR ENDING JUNE 1, 1870.

Cotton. Bales (50 lbs.)	Wool. Lbs.	Peas and Beans. Bush.	POTATOES.		Orchard products. Dolls.	Wine. Gallons.	Produce of Market Gardens. Dolls.	DAIRY PRODUCTS.				SEED.				SUGAR.				BEES.		Forest products. Dolls.	Value of Home Manufactures. Dolls.	Value of animals slaughtered or sold for slaughter. Dolls.	TOTAL VALUE. Dolls.								
			Irish. Bush.	Sweet. Bush.				Butter. Lbs.	Cheese.* Lbs.	Milk sold. Gallons.	Hay. Tons.	Clover. Bush.	Grass. Bush.	Hops. Lbs.	Hemp. Tons.	Flax. Lbs.	Flax seed. Bush.	Silk cocoons. Lbs.	Maple. Lbs.	Cane. Hhds. (1,000 lbs.)	Molasses. Gallons.					Wax. Lbs.	Honey. Lbs.						
25	26	27	28	29	30	31	32	33	34	35	36	37	38	39	40	41	42	43	44	45	46	47	48	49	50	51	52						
	12							156																	25	80	500						
			100	10			30	100			11										5				20	15	367						
			40					50																				90					
																													100				
								75																			50		180				
								75			2																140		415				
											1																20		105				
																						8				20		140					
																						40							100				
			10					100																			120		265				
	20				25			100																		20	108		482				
	75				25			192			6																110		588				
	50	15			20		200				2														25	50	250		800				
	20	10						75																	15	40	60		400				
	30						200				8															50	160		480				
	20	12						20																	12		14	80		199			
								25			1																30	50		197			
	12	20						75																		50	25	35		154			
	40							50			1																30	40		244			
	25							50			2															30		100		310			
	60							75			3																	380		776			
																										50		80		192			
								50																		20		75		195			
								50																				50		110			
								50																				25		85			
	40						100	100																			75	150		542			
								40																		20		15	50		159		
	50							50																			50	250		1444			
								50																				100		520			
	40							25			6																	100		706			
	25							75																		60		60	170		335		
																												30		80			
																											50	120		400			
	37							25																			50	120		354			
								25																		20		30		115			
	60	30			200			100																		60		100	240		1279		
			25					50																					30		285		
								25																				25	50		150		
	30							100			4																	160		725			
	636				380		530																										


\* This will include only such cheese as is made upon the farm. Milk sent to cheese factories will be regarded as milk sold off the farm.

636  
650  
272  
372  
380  
530  
242  
200  
312  
50  
679  
3475  
15678  
14678



SCHEDULE 3.—Productions of Agriculture in Union Township in the County of Webster, in the

Post Office: Malda Mo



1	ACRES OF LAND.			PRESENT CASH VALUE.		7	LIVE STOCK, JUNE 1, 1870.								PRODUCE DURING THE										
	Improved.	UNIMPROVED.		Of farm.	Of farming imple-ments and ma-chinery.		Horses.	Mules and Asses.	Milk Cows.	Working Oxen.	Other Cattle.	Sheep.	Swine.	Value of ALL live stock.	WHEAT.			Indian Corn.	Oats.	Barley.	Buckwheat.	Rice.	Tobacco.		
		No.	Wood-land.												Other unim-proved.	Dolls.	Dolls.							No.	No.
2	3	4	5	6	7	8	9	10	11	12	13	14	15	16	17	18	19	20	21	22	23	24			
1	35	65	800			2	2	2	2	16	25	360		150			200	100							
2	75	85	2000	25		5	3	2		3	12	650		20			500	100							
3	12	148	500			2	1		2		20	225		25			150	50							
4	100	60	2000			9	4	2	10	20	40	870		75			400	80							
5	25	15	800			2	2				14	225					300								
6	120	200	2000	100		6	4	3		10	26	40	820		60		400								
7	50	70	1200	100				2				20	60												
8	18	62	400			1	1	2	2		20	65					300								
9	25	55	500			2	1		5	11	12	255					100								
10	12	188	200					2	2			115					50								
11	85	75	800	100		10	1	5	2	11	24	13	862		106		400	80							
12	80	80	1600			4	1				20	375		100			400								
13	60	260	3000	100		4	2		1	100	12	485					400								
14	16	67	600			2	3			12	12	268		20			50								
15	40	40	500			2	2	2		12	9	342		65			150								
16	20	73	600	150		6	2	2	4		75	30	955		250		800								
17	225	60	5000	550	700	7	15	7	12	30	75	125	2930		850		1050	1000							
18	60	33	900	30		2		2			20	280		200			300	75							
19	35	45	1000	100		6	1	4		5	15	25	534		16		500								
20	1	39	200	75		1	1	1			2	205													
21	35	85	100			2						150		75											
22	90	70	3000	100	250	1	2	4	5	22	50	1214		300			600	150							
23	30	77	1000	100		1	2	2			5	305													
24	10	50	400	50		2	1				10	220					300								
25	60	93	1200			2	1					170		40			100								
26	20	60	800	75		2	4	2		4	12	348		15											
27	40	120	1400	75			1	8	1	1	6	607		50			50								
28	12	68	600			1	2	2			2	200		15			200	15							
29	15	65	400	100		3	2	2	4	20	30	525		80			200	80							
30	10	70	300			3	3		4	11	15	362		51			100								
31	15	65	300	45		2	1			5	10	177		20			65								
32	40	50	1200	100		6	5	2	6	15	20	813		66			500	35							
33	7	33	200	35		3	2	4	2	7	16	460		137			300	40							
34	50	155	1000	35		4	2				7	214		39			200	150							
35	130	220	4000	150		5	21	12	2	25	18	20	2187		400	25	1500	300							
36	85	185	2650	150		5	3		8	13	30	574		226			500								
37	30	50	1000			2	1			25	25	271		100			400								
38	30	50	800	100		3	3		7	11	25	372		40			200	100							
39	30	50	800	50		3	2	2		19	20	338		35			100	60							
40	20	60	700	75		2	2			11	12	210		25			150								

1200  
1853  
3526  
46450  
2570  
950  
244  
53  
101  
52  
149  
486  
794  
787  
20688  
3329  
25  
1465  
12261455



























Jardis B. Fisher, Ass't Marshal.


YEAR ENDING JUNE 1, 1870.

Cotton.	Wool.	Peas and Beans.		POTATOES.		Orchard products.	Wine.	Produce of Market Gardens.	DAIRY PRODUCTS.			SEED.			SUGAR.			BEES.		Forest products.	Value of Home Manufactures.	Value of animals for slaughter.	TOTAL VALUE.					
		Irish.	Sweet.	Butter.	Cheese.*				Milk sold.	Hay.	Clover.	Grass.	Hops.	Hemp.	Flax.	Flax-seed.	Silk cocoons.	Maple.	Cane.					Molasses.	Wax.	Honey.	Dolls.	Dolls.
Bales (140 lbs.)	Lbs.	Dush.	Dush.	Dush.	Dolls.	Gallons.	Dolls.	Lbs.	Lbs.	Gallons.	Tons.	Bush.	Bush.	Lbs.	Tons.	Lbs.	Bush.	Lbs.	Hds. (1,000 lbs.)	Gallons.	Lbs.	Lbs.	Dolls.	Dolls.	Dolls.	Dolls.		
25	26	27	28	29	30	31	32	33	34	35	36	37	38	39	40	41	42	43	44	45	46	47	48	49	50	51	52	
		5	75					100																			300	
								50																				30
	25	6	30					200														15		12			400	
	40		14	10				300			2													60			500	
																											25	
		5	15																						10		30	
		3	30	20			20	100			10										5		10		10		600	
		5						100													5				15		100	
		<del>4</del>	<del>25</del>					<del>25</del>																<del>25</del>		<del>50</del>		
	25	2	10				10	150			2										5			25			300	
			25	20				75																			500	
			10								2										5			10			400	
																											250	
	25	6	50		25			100			4														125	30	1000	
		<del>1</del>	<del>10</del>					<del>100</del>																			<del>150</del>	
	25		15		20			150			2										5			16		25	115	800
			15	5				100																		15	300	
	63		15	5	100			50			2										5		18		20		1000	
	75		6		50			100																	50		1500	
	<del>2</del>		5																						40		225	
	34		20	5	50		2	300			3										5		24		46	15	1400	
																											200	
	22		50	30	15		10	50													5		30		25	25	230	
	15		12					75																		8	100	
	22		20	20				50													5		14		200	80	1000	
								150																25	10		125	
	30			15				50			2										5		10				300	
	10		8																						15	75	200	
			2	5				50													5		15				150	
	22							100													5		20		25	50	200	
	36	5	20					50																	25	50	400	
	12							100																	15		200	
	20		5	5	25			50			5													25	25		300	
	20	10	10																		5		23			75	200	
	<del>2</del>	<del>5</del>																							<del>20</del>	<del>25</del>	<del>75</del>	
	<del>72</del>																								<del>25</del>	<del>100</del>		
	24		20					75													5		30		15		300	
	20	2	5	10				100													5		30		25	75	300	
		2	25					50													5		30		30	50	300	
	15							80																	20	18	100	
	✓	✓	✓	✓	✓		✓	✓			✓									✓	✓	✓	✓	✓	✓	✓	✓	12360
	576	41	510	147	255		42	2500			34									15		40	215	745	661			

\* This will include only such cheese as is made upon the farm. Milk sent to cheese factories will be regarded as milk sold off the farm.



SCHEDULE 3.—Productions of Agriculture in Washington Township in the County of Webster in the  
 Post Office: Sand Springs



1	ACRES OF LAND.			PRESENT CASH VALUE.		7	LIVE STOCK, JUNE 1, 1870.								PRODUCE DURING THE YEAR.								
	2	UNIMPROVED.		5	6		8	9	10	11	12	13	14	15	WHEAT.		18	19	20	21	22	23	24
		3	4												16	17							
Name of Agent, Owner, or Manager.	Improved.	Woodland.	Other unimproved.	Of farm.	Of farming implements and machinery.	Total amount of wages paid during the year including value of board.	Horses.	Mules and Asses.	Milk Cows.	Working Oxen.	Other Cattle.	Sheep.	Swine.	Value of All Live Stock.	Spring.	Winter.	Oats.	Indian Corn.	Barley.	Buckwheat.	Rice.	Tabacco.	
	No.	No.	No.	Dolla.	Dolla.	Dolla.	No.	No.	No.	No.	No.	No.	No.	Dolla.	Bush.	Bush.	Bush.	Bush.	Bush.	Bush.	Bush.	Lbs.	Lbs.
<del>Phinney, Geo. H.</del>							2		1					\$ 34									
<del>L.W. Cha. P.</del>	75	225		3600	130	25	2							250									
<del>Robert Springer</del>							2							250									
Davis Charles	75	200		5000	115	40	7	3		4	30	21	950	80		400	450					75	
<del>L.W. Joshua</del>							1		1					25									
<del>Callahan, James</del>						25	4		1					5 1/2									
Hughes Benjamin	25	70		1000	115	5	4		2		3	32	25	400	38		300	150				100	
Hughes Martin	15	65		500	10		2		2			18	5	250	28		200						
McMurtrey, Josephus	10			150			4		1			6	5	100	30		50					100	
Smith, J. G. Jr.	15	75		400			4		2			19	14	400			200	50				100	
Reifer, George	20	120		600	115		2		3			16	4	200			200	100					
Daly, Patrick	75	165		1500	140		6		2	2	12		8	600									
Stevens, Hester	40	90		3000	110		3			2	1	10	10	300	55		300						
White, Luther	25			400	15		2		1		1		5	225	5		200	100					
Salman, Cyrus	40	80		1000	20		5		4		5	15	30	500	130		300	150				300	
Steger, Peter	20	120		900	10				2	1			12	60									
<del>Spidner, John</del>							2		1					200									
Davis, Valentine	15	65		500	10		2		3		4	13	9	250	7		200	150				50	
Becker, ditto, Anderson	30			600	10		2		2		2	8	11	250	46		200	50					
Becker, ditto, Adeline	30	210		1500	15		3		1	2		15	15	350	21		200	75				100	
Johnston, J. M.	100	90		2000	100		6	1	3			19	7	450	80		300	300					
Sedgwick, J. M.	20			400	10		2		2			9	5	200	30		150	10					
Scott, James	35	45		800	125		1		2	2	2	13	9	300	31		450					50	
Davis, J. M.	35	185		1200	125		4		3	2	4	26	26	570	22		300	500					
Davis, John	10	47		250	15				1	2			8	110	12		175					40	
Barnhard, David	15			200			1						9	100			300						
McHenry, James	40	40		1000	25		4		4		3	28	20	500	80		300	100					
Carpenter, Thos. J.	20	140		1600	25	20			1	2				130			300	600					
Norton, Messer	70	130		3000	110		4		3		3	24	30	600	115		200	200					
Grisham, Martin	30			500	15		1		2	2	1		17	150	75		150	25					
Reavis, Solomon	60	260		2000	125		4		3		5	18	34	600	75		400	200					
Carrier, Nelson	110	293		6000	140		2		3	8	4	7	8	800			300						
Carrier, Elias	10	70		800			1		1					100									
Carrier, James	15	65		800					1					100									
Haymes, Jacob	65	195		3500	125	20	2	2	4		23	25	20	900	127		600	60					
Bingaman, Isaac	25			400	25	16	2		3		2	9	10	300	20		150	40					
McNabb, Jane	70	180		3000	25		3		2			14	6	300	75		200	65					
<del>Coffman, Elizabeth</del>							2		1					200									
Wood, Daniel	45	85		2000	15	10	4		2		7	14	8	500	110		300	50					
Orbelle, Elizabeth	50	110		1500													30					30	

1335 3420 51600 1520 140 55 3 68 25 56 408 390 11725 1292 7305 5525 925



State of Missouri, enumerated by me on the Eighteenth day of August, 1870.

Sardis B. Fisher, Ass't Marshal.

YEAR ENDING JUNE 1, 1870.																									TOTAL VALUE.					
Cotton. Bales (450 lbs.)	Wool. Lbs.	Peas and Beans.		POTATOES.		Orchard products. Dolls.	Wine. Gallons.	Produce of Market Gardens. Dolls.	DAIRY PRODUCTS.			SEED.			Hops. Lbs.	Hemp. Tons.	Flax. Lbs.	Flax-seed. Bush.	Silk cocoons. Lbs.	SUGAR.		DEFS.		Forest products. Dolls.	Value of Home Manufactures. Dolls.	Value of animals slaughtered or sold for slaughter. Dolls.	Estimated value of all farm produc- tion, including bet- terments and addi- tions to stock. Dolls.			
		Lbs.	Dush.	Dush.	Dush.				Butter. Lbs.	Cheese.* Lbs.	Milk sold. Gallons.	Hay. Tons.	Clover. Bush.	Grass. Bush.						Maple. Lbs.	Cane. Hhds. (1,000 lbs.)	Molasses. Gallons.	Wax. Lbs.					Honey. Lbs.		
25	26	27	28	29	30	31	32	33	34	35	36	37	38	39	40	41	42	43	44	45	46	47	48	49	50	51	52			
1																											35	1		
2				50																								50	2	
3																													3	
4	100		75	12	50			150													13	5	45		40	100	600	4		
5								30																				30	5	
6				70				60																			40	100	6	
7	35	5	15			20		100																		40		300	7	
8	25		8	2				50													7		40		20	40	200	8		
9	15		7					75													25				20	30	200	9		
10	15							150			2															30	60	350	10	
11	30		10					100													20				100	80	350	11		
12				100				100			5																125	600	12	
13	15	4	60		4						1										20				75	75	500	13		
14								50																				50	14	
15	20	3	12	14				200			2																60	600	15	
16								150			3															40		200	16	
17								70																				100	17	
18	28		15	8				100													7				25	40	300	18		
19	15							75																		30	95	250	19	
20	25		20					40																		30		300	20	
21	35					10		100			1										20				35	50	400	21		
22								25																		25	30	150	22	
23	20	4	40					100													25				100	100	500	23		
24	30	4	8	8				200													10				30	60	700	24		
25								30													10				18	20	200	25		
26			10																						20	40	60	26		
27	60	4	15	6	50			100			1										10				60	75	400	27		
28								100			5																30	1200	28	
29	38	3	12					50			2										30				20	50	600	29		
30								100													12				15	40	300	30		
31	25		40		20			100													30				50	100	700	31		
32			60					40			20										11						1000	32		
33								100																				100	33	
34								100																				100	34	
35	50		75		100			250			14															20	125	1200	35	
36	10		20					100																		42	5	20	125	36
37	30		25		100			100			4																30	400	37	
38								25																				10	38	
39	20	3	10		25			25			2										30				40	100	450	39		
40																					24				60		125	40		
	✓	✓	✓	✓	✓			3035			✓									✓	✓	✓		✓	✓	925	1100	13565		

\* This will include only such cheese as is made upon the farm. Milk sent to cheese factories will be regarded as milk sold off the farm.

2960















State of Missouri, enumerated by me on the Twenty Third day of August, 1870.

Sardis O. Fisher, Ass't Marshal.

YEAR ENDING JUNE 1, 1870.

YEAR ENDING JUNE 1, 1870.																									TOTAL VALUE.		
Cotton.	Wool.	Peas and Beans.	POTATOES.		Orchard products.	Wine.	Produce of Market Gardens.	DAIRY PRODUCTS.			SEED.			Hops.	Hemp.	Flax.	Flax-seed.	Silk cocoons.	SUGAR.		Molasses.	BEES.		Forest products.	Value of Home Manufactures.	Value of animals slaughtered or sold for slaughter.	Estimated value of all farm production, including butchers and additions to stock.
			Irish.	Sweet.				Butter.	Cheese.*	Milk sold.	Hay.	Clover.	Grass.						Maple.	Cane.		Wax.	Honey.				
Bales (50 lbs.)	Lbs.	Bush.	Bush.	Bush.	Dolls.	Gallons.	Dolls.	Lbs.	Lbs.	Gallons.	Tons.	Bush.	Bush.	Lbs.	Tons.	Lbs.	Bush.	Lbs.	Hds. (1,000 lbs.)	Gallons.	Lbs.	Lbs.	Dolls.	Dolls.	Dolls.	Dolls.	
25	26	27	28	29	30	31	32	33	34	35	36	37	38	39	40	41	42	43	44	45	46	47	48	49	50	51	52
			10					100			1																350
								50																			65 650
			10					50																			40 450
								100													16						160 480
								20																			250
			20					150			4													15	20	180 700	
	30		15					150			1														20	115 750	
	50		30					200			5	2													50	75 875	
								100																		20	75 250
					100			300			30														50	75 2600	
					50			50			2															150 700	
																										80 300	
			25	25				60			3																700
			20					30																			200
			20					10			2															40 400	
			10					150			2															100 700	
	40		50	15	20			200																60	50	160 1200	
	15							25																		15 30 200	
	40		20					200			5														30	80 600	
	55		20					200			3														40	60 600	
	9							100																		75 550	
																											300
								50																			10
	18		10		15			100																		75 450	
																											300
	28		20		25			400			2															30 110 650	
																											35
	14				15			150																		15 50 350	
			15					100																		20 25 175 600	
	45		15					80			2														25 160 750		
	12		50		75			150			13															135 825	
								40																		25 50 300	
																											<del>125 550</del>
								50			4															125 550	
								50			2															50 250	
	80		100		50			300			35															100 300 2000	
	60		35		150			500			6															115 380 2300	
	406																										
			540		40			500																			122 2
																											167 75
																											627 3090 22675

\* This will include only such cheese as is made upon the farm. Milk sent to cheese factories will be regarded as milk sold off the farm.



SCHEDULE 3.—Productions of Agriculture in Washington Township, in the County of Webster, in the

Post Office: Sand Springs



Name of Agent, Owner, or Manager.	ACRES OF LAND.			PRESENT CASH VALUE.		Total amount of wages paid during the year, including value of board.	LIVE STOCK, JUNE 1, 1870.										PRODUCE DURING THE YEAR.							
	UNIMPROVED.			Of farm.	Of farming implements and machinery.		Horses.	Mules and Asses.	Milch Cows.	Working Oxen.	Other Cattle.	Sheep.	Swine.	Value of All live stock.	WHEAT.		Rye.	Indian Corn.	Oats.	Barley.	Buckwheat.	Rice.	Tobacco.	
	Improved.	Wood-land.	Other unimproved.												Spring.	Winter.								Bush.
No.	No.	No.	Dolls.	Dolls.	No.	No.	No.	No.	No.	No.	No.	Dolls.	Bush.	Bush.	Bush.	Bush.	Bush.	Bush.	Bush.	Lbs.	Lbs.			
1	2	3	4	5	6	7	8	9	10	11	12	13	14	15	16	17	18	19	20	21	22	23	24	
Haynes, John W.	50	110		2000	200		2		2	13	12	300		115		200	200							
Haynes, Daniel	20	60		800	100		2		2			400		60		300	80							
Jameson Robert W.	115	315		6000	100	200	2		6	4	11	115	45	500		210		200	400					
Jameson William	40	40		1600	20		4		4	2	3	19	11	500		120		200	200					
Dugan William	25	15		1000	10		1		2					150		30		200						
<del>McClary James</del>	<del>15</del>	<del>15</del>		<del>1000</del>	<del>10</del>		<del>2</del>		<del>2</del>			<del>200</del>												
Day, Robert D.	125	495		8000	200		4	8	6	2	13	48	40	1500		160		800	200					
Burr, Thomas M.	15	65		400	15		2		1		1	2	12	200		20		300						
Myers Christopher	40	80		650	20		4		3	2	5	12	20	500		152		500	100					
Arnold William	25	55		400	50		1				2	8	8	125		140		225						
Arnold William	10	70		300	25		3	1	2		1	6	12	400		25		200	50					
Burr Jacob	10	70		250	50		2		2			20	250				200							
Wildbrand Jesse	10	100		100						4	1	4	3	200		40		25						
Dynley Eva J.	20	20		200	75		2		2		2		16	250		25			150					
Crawford A.P.	10	80		240	10					2		8		100		45		100						
Wathaway Thomas	60	118		1000	30		2	2	4	2	3		14	400				100					50	
Popejoy James	10	70		400	20		2		1	2			10	250				400	30					
McClain Jas. M.	100	300		6000	200		2	1	6	2			10	500		500		400	100					
Popejoy Florence	30	50		700	100		2		1					200		10		300						
Geo. Williams	15	65		500	50		1		3	2	5	7	8	350		61		100						
Burr Matthias	35	85		600	150		1		3		1		30	400		125		500	40					
Burr Josiah	12	68		400	60				1	2	1		8	150				80	10					
Callaway Malcom	30			300	30		2		1		1		10	200				150	50					
Burford Philip S.	100	150		5000	400	150	5	6	7	2	20		40	1010		950		500	400				30	
Myers Christopher	10			100	20				1	1	1		6	10	150				100					50
Myers Susan	30	10		400	100				3		5	4	10	100										
<del>Wilcox Jerome</del>	<del>10</del>	<del>10</del>		<del>400</del>	<del>100</del>		<del>1</del>							<del>75</del>				1500	1100					
Callaway Robert	170	240		6500	300	200	8	9	3		10	40	20	1200		148		1200	250					
Day Elizabeth	100	60		5000	75		4	4	4	2	5	15	20	1000		122			150					
Day Samuel	14	104		1000	18		2						1	200		25		100						
Latimer Jacob	14	104		1500	18		1							130		70		400						
Latimer Samuel	15	00		150	25		1		3			24	20	250				50	150					
Jameson James	10	40		200	10		2		2	2		8	10	300		25		100						
Arthur John J.	6	74		400	10		1		1	1			12	100				100						
Haynes Caleb	15	35		5000	40		7	2	2	12		10	25	1000		80		250	150					
Haynes James M.	5	100		1000	25		5	1	1					400		60								
Burr Michael	10	70		300	15																			
Wanderland Thomas	20	140		400	15		2	2	1		2		12	400		30		20	200					
Hippin John C.	5	35		200																				
Jameson Ruth	10	70		300	5		1		2		1		10	150				20						

1461 3547 59340 2591 550 82 20 82 46 99 344 486 4215 3358 0520 4010 3368 130



State of Missouri, enumerated by me on the Twenty Sixth day of August, 1870.  
*Sardis B. Fisher*, Ass't Marshal.

YEAR ENDING JUNE 1, 1870.																									TOTAL VALUE.							
Cotton.	Wool.	Peas and Beans.	POTATOES.		Orchard products.	Wine.	Produce of Market Gardens.	DAIRY PRODUCTS.			SEED.			Hemp.	Flax.	Flaxseed.	Silk cocoons.	SUGAR.		BEES.		Forest products.	Value of Home Manufactures.	Value of subjects slaughtered or sold for slaughter.	Estimated value of all farm production, including betterments and additions to stock.							
			Bales (450 lbs.)	Lbs.				Bush.	Bush.	Bush.	Dolls.	Gallons.	Dolls.					Lbs.	Lbs.	Gallons.	Tons.					Bush.	Bush.	Lbs.	Tons.	Lbs.	Bush.	Lbs.
25	26	27	28	29	30	31	32	33	34	35	36	37	38	39	40	41	42	43	44	45	46	47	48	49	50	51	52					
	24		15		50																10				20	75	782	1				
			25																							10	35	300	2			
	20		50					200																		30	50	650	3			
	50		15					150																		100	150	800	4			
			20					100														15						140	500	5		
			10					50																					10	6	6	6
	180		10		50			100				4															175	40	1500	7		
			10					25																					40	350	8	
								150				2															25	160	900	9		
			25																											350	10	
																											40		60	11		
			20					125																			40	80	325	12		
								25				8															10		100	13		
			30		50			100																				40	250	14		
	12																										20		140	15		
																												100	700	16		
			20		50			25																				30	150	17		
			20					250																					150	1000	18	
			10					100																			15	30	40	400	19	
																												3	60	350	20	
			10					100																			15	10	75	650	21	
			8					50																			6	10	40	400	22	
			10					25																					40	250	23	
			50		75			250				5																10	370	2400	24	
																														00	25	
																												30	50	100	26	
																													100	27		
	60		25		50			200				6																80	224	435	28	
			30					200																				50	125	1400	29	
																														200	30	
																														400	31	
																														350	32	
			20					30																					15	40	200	33
			10					25																					10	50	200	34
																														150	750	35
												4																		60	36	
																																37
			15					50																						25	150	38
																																39
			10					100																								40
	246		463		800			2505				24														5	5	60	768	2420	1527	

\* This will include only such cheese as is made upon the farm. Milk sent to cheese factories will be regarded as milk sold off the farm.



SCHEDULE 3.—Productions of Agriculture in Washington Township in the County of Webster, in the

Post Office: Sand Springs



Name of Agent, Owner, or Manager.	ACRES OF LAND.			PRESENT CASH VALUE.		Total amount of wages paid during the year, including value of board.	LIVE STOCK, JUNE 1, 1870.								PRODUCE DURING THE YEAR.									
	Improved.	UNIMPROVED.		Of farm.	Of farming implements and machinery.		Horses.	Mules and Asses.	Milch Cows.	Working Oxen.	Other Cattle.	Sheep.	Swine.	Value of all live stock.	WHEAT.		Rye.	Indian Corn.	Oats.	Barley.	Buckwheat.	Rice.	Tobacco.	
		Wood-land.	Other unimproved.												Dolls.	Dolls.								No.
1	2	3	4	5	6	7	8	9	10	11	12	13	14	15	16	17	18	19	20	21	22	23	24	
Jameson William	32	29		1450	20		5	2	2		8	400		30		400	50							
Nichols Mary J	5	35		100																				
Nichols Melinda	5	35		100																				
Jameson David M	40	20		3200	100		6	4	20	32	15	925		142		600								
Collis James A	75	285		1450	20	80	3	11	2	2		25	800		180		600	100						
McFadin James	70	130		5000	150	60	5	2	2	3	28	12	700		200		500	200					30	
Hagen Mahala	40	120		2000	40		4	4	2		15	15	300				200							
Satimer Jacob A	100	80		1600	100	40	6	8	4		4	16	25	1300		100		800	200					
Price Charles	50	29		3000	125				2	2	4	10	75		40		100							
Price Jacob	25			250	100		1	2	2	1		10	200		60		250							
Price John	25			250	90		1	2			4	10	150		60		200							
Price Jasper M	10	30		300	35		3	3	2	1	7	12	400				200							
Graves Preston J	80	160		5000	300		10	1	9	7	10	50	12	1500		100		800	250					
Hagen Anthony	10	70		800	15		1	1	2		8	14	250				100							
<del>James John S</del>							1						100											
Marlin William	40	100		2000	100		2	2			12	20	300				400	50						
Marlin Spencer	75	125		3000	200		0	5	9	30	38	1000		140		600	400							
Simmons William J	10	70		400	100			1	2		10	100				100								
Adams Scott	40	120		2000	50		1	1	4	3		24	350		60		1400							
Caughman Chas	23	48		1000	160		3	2	2		8	16	400		44		2000							
Martin Archibald	25	35		1800	150	10	5	2	2	3	10	12	500		45		200	200						
McAlphin John K	70	90		1500	120	100	2	2		2	15	18	250		125		275	50						
Graham Joseph	55	313		4000	150	15	6	2	2	2	13	20	700		214		300	175						
<del>Graham Thomas</del>													5	100			50							
Carron Thomas G	30			250	30				3	2	5	7	15	200		34		175						
Chambers Wm D	12	68		300	30								10	30										
Baker James	100	92		800	50		9	4	4	4	7	30	25	1200		300		300						
White Turner	120	40		5000	150		10	2	7	6	6	22	30	1400		672		500						
Pack Thomas	35	45		500	15		5	3		4	22	20	400		44		400	200						
Pack John A	2	38		100	15				2	2		5	150				50							
Farrar John S	15	65		500	15		3	1		1	10	10	200		13		200							
Baker Wesley	45	85		1600	115	150	4	2	4		6	20	30	700		84		600	400					
Zimmerman Robert	15	75		500	20		2	2	2	4		14	300		240		200							
Williams James C	40	80		2000	30	15	8	1	3	2	2	25	28	1000		125		100	200					
Farrar Joseph	18			180	10		1					10	100				300							
Williams William D	35	105		2000	120	25	4	2	1	2		11	10	300		20		300	200					
Haymes Reuben	30			360	15		2	2		4		12	250		27		300	100						
<del>Clay James</del>							2	1		1		11	250											
Haymes William D	35	35		1000	120		2	1				5	4	200		40		400	100					
Callaway William M	21	80		1100	115		2	1				12	215		24		300	180						
				1457	272		495	125	35	98	45	405	571	17645		3183		13200	3055					30

106.105



State of *Missouri*, enumerated by me on the *Twenty Sixth* day of *August*, 1870.

*Sardis B. Fisher*, Ass't Marshal.

YEAR ENDING JUNE 1, 1870.

TOTAL VALUE.

1	2	3	POTATOES.		Orchard products.	Wine.	Produce of Market Gardens.	DAIRY PRODUCTS.			SEED.				SUGAR.			BEER.		Forest products.	Value of Home Manufactures.	Value of animals slaughtered or sold for slaughter.	Estimated value of all farm produce, farm implements and additions to stock.	1				
			Irish.	Sweet.				Butter.	Cheese.*	Milk sold.	Hay.	Clover.	Grass.	Hops.	Hemp.	Flax.	Flax-seed.	Silk cocoons.	Maple.						Cane.	Molasses.	Wax.	Honey.
25	26	27	28	29	30	31	32	33	34	35	36	37	38	39	40	41	42	43	44	45	46	47	48	49	50	51	52	
			19					100																	20	300	1	
																												2
																												3
	40		20		15			200			20														100	58 65	1200	4
			15		25			200			15															90	1100	5
	50		40					40																		25 240	1000	6
	20							100																		15 40	350	7
	35		25		100			100																		50 200	1500	8
			20					40																	15	15 40	200	9
																												10
	10		10					40																		25 25	250	11
	14		10					100																		20 40	200	12
	115		10		100			100			8														80	50 200	1300	13
	10		25					40																	40	40	250	14
	18		50		25			100																		100	500	15
																												16
	70		25		75			150																		25 100	1000	17
	10							25																		25	150	18
			20		200			200																	30	100	800	19
	24		110					100																	40	100 110	2000	20
	15		15		100			100																		15 65	500	21
	25		40		30			60			2															80	700	22
	20		20		10			100																		30 100	1400	23
	10		10					70																		10 25	100	24
	12		10					100																		25 75	250	25
																												26
	50		10		40			150			1															50 125	800	27
	40		25		50			500			2															175 300	1800	28
	36		10		10			200																		30 75	500	29
								100																		45 80	250	30
	20		6					150																	15	45 50	300	31
	40		60		25			200																	25	50 200	1350	32
			20					100																	40	65	450	33
	25		25					125																		30 100	800	34
			20					50																			250	35
	11		20					100																		50 50	550	36
								50																		50	400	37
			40					150																		20 50	100	38
			10					70																		30	400	39
																										40	70	40

\* This will include only such cheese as is made upon the farm. Milk sent to cheese factories will be regarded as milk sold off the farm.







