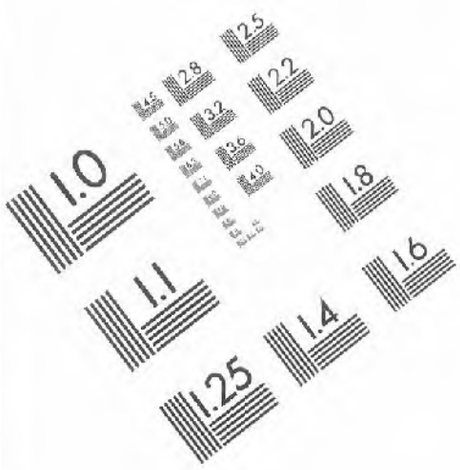



Association for Information and Image Management
1100 Wayne Avenue, Suite 1100
Silver Spring, Maryland 20910
301/587-8202

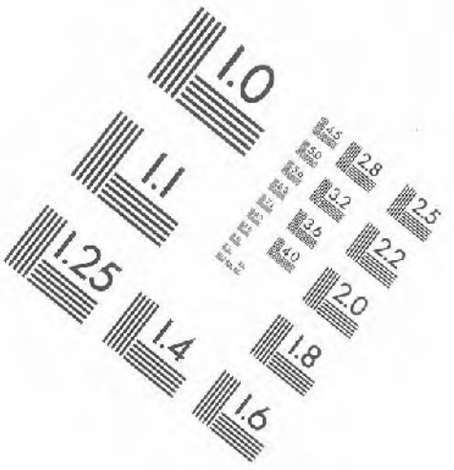

APPLIED IMAGE, Inc
1653 East Main Street
Rochester, NY 14609 USA
Phone: 716/482-0300
Fax: 716/288-5989

© 1993, Applied Image, Inc., All Rights Reserved

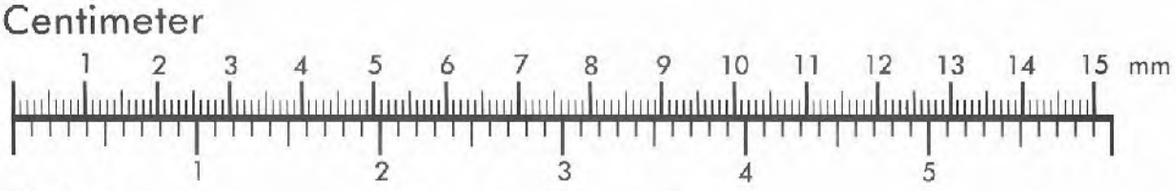



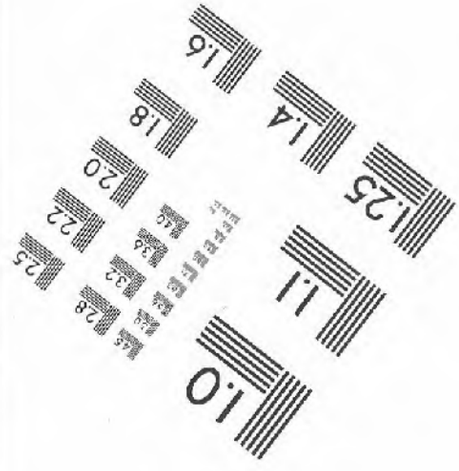

IMAGE EVALUATION TEST TARGET QA-3

MANUFACTURED TO AIIM STANDARDS
BY APPLIED IMAGE, INC.

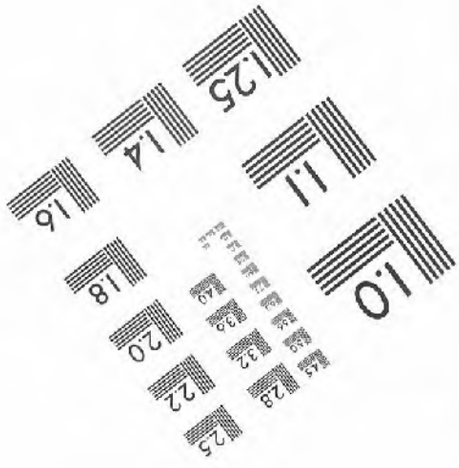

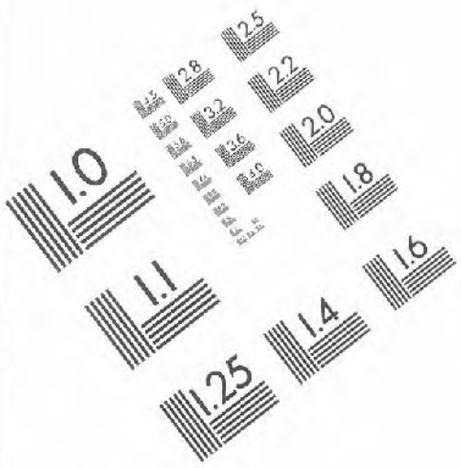

Association for Information and Image Management
1100 Wayne Avenue, Suite 1100
Silver Spring, Maryland 20910
301/587-8202

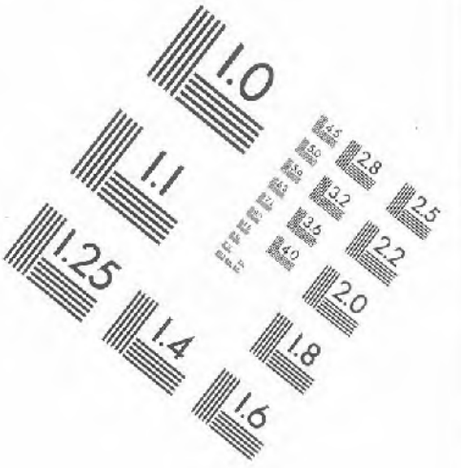

APPLIED IMAGE, Inc
1653 East Main Street
Rochester, NY 14609 USA
Phone: 716/482-0300
Fax: 716/288-5989

© 1993, Applied Image, Inc., All Rights Reserved

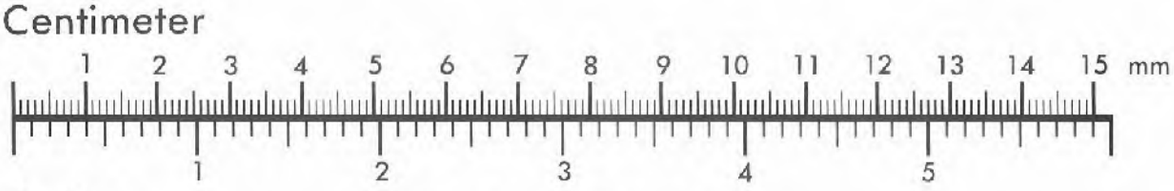



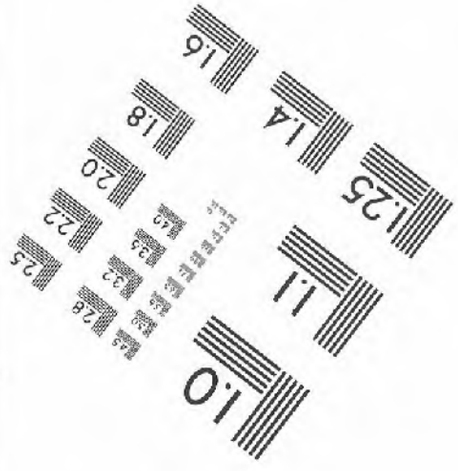

IMAGE EVALUATION TEST TARGET QA-3

MANUFACTURED TO AIIM STANDARDS
BY APPLIED IMAGE, INC.

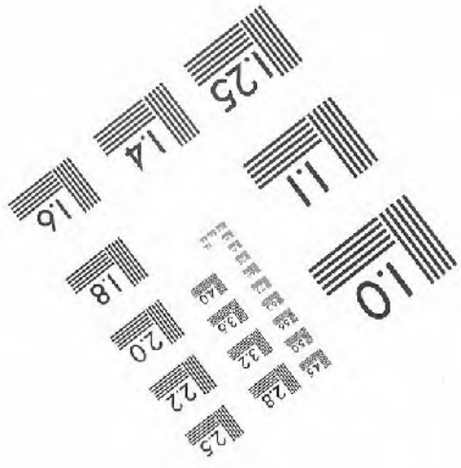

BLANK PAGES

NOT FILMED

TITLE TARGET

1880 Federal Census
Agricultural Schedule

Volume 62
Ray County to S. Clair County

Missouri Historical Society

BLANK PAGES
NOT FILMED

Missouri State Archives

Office of Secretary of State
MISSOURI STATE ARCHIVES

Microfilmed at the Missouri State Archives
Jefferson City, Missouri

DATE: 2-25-2019

CAMERA OPERATOR: Carl Haake

ROLL NO.: Vol 62

RECORD GROUP: RG 950 Federal Census

SUB-GROUP: United States 10th Decennial Census (1880)

SERIES: Federal Census –Agricultural Schedule, Missouri

INCLUSIVE DATES: 1880

ARRANGEMENT: By year, then by County, City, and Township

DESCRIPTION OF RECORD

Agricultural Schedules were taken from 1850 through 1930. At first these schedules listed the names of the heads of households for farms valued at $100 or greater along with the types, amount, and value of crops, livestock, and land. The qualifying criteria were changed in 1920 to include just farms with 3 or more acres or less than 3 acres that produced at least $250 worth of farm products.

Received July 30 1880.

[7–306.]

A.

Page No. 1
Supervisor's Dist: No. 7
Enumeration Dist: No. 127

NOTE A.—The light dotted perpendicular lines, which divide the spaces intended for numbers on this Schedule, are intended to separate the units, tens, &c., from each other, and the Enumerator should be careful that the figures are written within the small spaces so formed, thus: | | 7 | 4 |, the units | | 4 | 2 | 1 | in the right-hand small spaces. | | 3 | 9 |

NOTE B.—Make an affirmative entry by a slanting line (thus /) in one of the three columns 2, 3, and 4, according as the fact is in the case of each farm—in column 2, if the occupier is the owner of the farm; in column 3, if he is the tenant at a fixed money rental; in column 4, if he conducts it for a share of the product.

NOTE C.—Enumerators will observe that there are 100 questions relating to each farm, which are arranged in four successive divisions of each schedule page.

SCHEDULE 2.—Productions of Agriculture in Grape Grove Township in the County of Ray, State of Missouri

enumerated by me on the 15th day of June, 1880. Wm M. Moore, *Enumerator.*

OF THE PERSON WHO CONDUCTS THIS FARM.				ACRES OF LAND.				FARM VALUES.			FENCES.		LABOR.			GRASS LANDS.						
	TENURE.			IMPROVED.		UNIMPROVED.										ACREAGE 1879.		PRODUCTS HARVESTED IN 1879.				
THE NAME.	Owner.	Rents for fixed money rental.	Rents for shares of products.	Tilled, including fallow and grass in rotation, (whether pasture or meadow.)	Permanent meadows, permanent pastures, orchards, vineyards.	Woodland and forest.	Other unimproved, including "old fields" not growing wood.	Of farm, including land, fences, and buildings.	Of farming implements and machinery.	Of Live Stock.	Cost of building and repairing in 1879.	Cost of fertilizers purchased in 1879.	Amount paid for wages for farm labor during 1879, including value of board.	Weeks hired labor in 1879 upon farm (and dairy) excluding house-work.	Estimated value of all farm productions (sold, consumed, or on hand) for 1879.	Mown.	Not Mown.	Hay.	Clover Seed.	Grass Seed.	Horses of all ages on hand June 1, 1880.	Mules and Asses, all ages, on hand June 1, 1880.
				No.	No.	No.	No.	Dollars.	Dollars.	Dollars.	Dollars.	Dollars.	Dollars.	No.	Dollars.	Acres.	Acres.	Tons.	Bushels.	Bushels.	No.	No.
1	2	3	4	5	6	7	8	9	10	11	12	13	14	15	16	17	18	19	20	21	22	23
1 Richardson Williams			1	40		20		400	10	150	10				100						3	
2 Curran James H	1			30		5		300	30	400	25				250						1	3
3 Coates John L		1		23		20		150	20	50					100						1	
4 Graham James R	1			197	7	125		1000	50	1250					300	7		7			5	5
5 Coe John L		1		40		10		300		100					135						1	
6 Myers Henry	1			90	16	35		1200	50	400			50	19	300	10	6	7			3	
7 McGlothlin Henry	1			120	5	65		1350	25	50					175							
8 Myers James Q	1			40		21		500	25	350	10				150						3	
9 Musinger Robert	1			83		68		600	25	125	25		5		325						4	
10 Lutzkee Henry	1			310	80	80		7000	300	2000	70	50	150	62	2000	40		50			8	6

NEAT CATTLE AND THEIR PRODUCTS.											SHEEP.										SWINE.	POULTRY ON HAND JUNE 1ST, 1880, EXCLUSIVE OF SPRING HATCHING.		EGGS PRODUCED IN 1879.
ON HAND JUNE 1, 1880.			MOVEMENT, 1879.										MOVEMENT, 1879.						CLIP, SPRING 1880, SHORN AND TO BE SHORN.						
				Cattle of all ages									Sheep and lambs												
Working oxen.	Milch cows.	Other.	Calves dropped.	Purchased.	Sold living.	Slaughtered.	Died, strayed, and stolen, and not recovered.	Milk sold, or sent to butter and cheese factories in 1879.	Butter made on the farm in 1879.	Cheese made on the farm in 1879.	On hand June 1, 1880.	Lambs dropped.	Purchased.	Sold living.	Slaughtered.	Killed by dogs.	Died of disease.	Died of stress of weather.	Fleeces.	Weight.	On hand June 1, 1880.	Farm-yard.	Other.	
No.	No.	No.	No.	No.	No.	No.	No.	Gallons.	Lbs.	Lbs.	No.	No.	No.	No.	No.	No.	No.	No.	No.	Lbs.	No.	No.	No.	Doz.
24	25	26	27	28	29	30	31	32	33	34	35	36	37	38	39	40	41	42	43	44	45	46	47	48
1	2		1		1				150		17	11							17	68	9	24		30
2	7		1		12				420												15	40		80
3	3		1						125												9	20		20
4	2		2		1				130												30	35		30
5	1		1						75												9	25		30
6	3		1		10				175												10	20		25
7	1		1						60												14	20		35
8	1		1						75												10	10		20
9	1		1	1	1				60												8	30		20
10	7	47	8	40	42	1	1		525		37	13					1		37	222	60	100		150

CEREALS.												PULSE.		FIBER.						SUGAR.						BROOM CORN. 1879.	
BARLEY. 1879.		BUCKWHEAT. 1879.		INDIAN CORN. 1879.		OATS. 1879.		RYE. 1879.		WHEAT 1879.				FLAX—1879.				HEMP.		SORGHUM—1879.			MAPLE—1879.				
Area.	Crop.	Area.	Crop.	Area.	Crop.	Area.	Crop.	Area.	Crop.	Area.	Crop.	Canada Peas, (Dry,) in 1879.	Beans, (Dry,) in 1879.	Area in Crop.	Seed.	Straw.	Fiber.			Area in Crop.	Sugar.	Molasses.	Sugar.	Molasses.			
Acres.	Bush.	Acres.	Bush.	Acres.	Bush.	Acres.	Bush.	Acres.	Bush.	Acres.	Bush.	Bush.	Bush.	Acres.	Bush.	Tons.	Lbs.	Acs.	Tns.	Acres.	Lbs.	Galls.	Lbs.	Galls.	Acs.	Lbs.
49	50	51	52	53	54	55	56	57	58	59	60	61	62	63	64	65	66	67	68	69	70	71	72	73	74	75
1				20	750					6	50											60				
2				21	770					5	40											30				
3				8	300															X		75				
4				65	2000	7	70																			
5				20	400					5	50									X						
6				11	350																					
7				10	250					6	90															
8				10	300																	20				
9				7	200																	10				
10				120	4500	12	180															100				

HOPS. 1879.		POTATOES, (Irish.) 1879.		POTATOES, (Sweet.) 1879.		TOBACCO. 1879.		ORCHARDS—1879.						NURSERIES.		VINEYARDS.			MARKET GARDENS.	BEES—1879.		FOREST PRODUCTS.	
								APPLE.			PEACH.												
Area.	Crop.	Area.	Crop.	Area.	Crop.	Area.	Crop.	Acres.	Bearing trees.	Bushels, 1879.	Acres.	Bearing trees.	Bushels, 1879.	Total value of orchard products of all kinds sold or consumed.	Acres.	Value of produce sold in 1879.	Acres.	Grapes sold in 1879.	Wine made in 1879.	Value of produce sold in 1879.	Honey.	Wax.	Amount of wood cut in 1879.	Value of all forest products sold or consumed in 1879.
Acres.	Lbs.	Acres.	Bush.	Acres.	Bush.	Acres.	Lbs.	No.	No.	No.	No.	No.	No.	Dollars.	No.	Dollars.	No.	Lbs.	Galls.	Dollars.	Lbs.	Lbs.	Cords.	Dollars.
76	77	78	79	80	81	82	83	84	85	86	87	88	89	90	91	92	93	94	95	96	97	98	99	100
1			25				20		6			12		5									10	10
2			10						10			10											20	20
3			10																				10	10
4			15						200			30		25									25	25
5		2	10			3/8		10	70		2	10		10									10	10
6			14				250		70			70		50									20	20
7			10						10			10		10										
8			10						20			10		10									10	10
9			8						10			10		5									10	10
10			25		5				20			20		20									40	40

B.

[7–306.]

Page No. 2
Supervisor's Dist: No. 7
Enumeration Dist: No. 127

NOTE A.—The light dotted perpendicular lines, which divide the spaces intended for numbers on this Schedule, are intended to separate the units, tens, &c., from each other, and the Enumerator should be careful that the figures are written within the small spaces so formed, thus: 74, the unit in the right-hand small spaces. 421 39

NOTE B.—Make an affirmative entry by a slanting line (thus /) in one of the three columns 2, 3, and 4, according as the fact is in the case of each farm—in column 2, if the occupier is the owner of the farm; in column 3, if he is the tenant at a fixed money rental; in column 4, if he conducts it for a share of the product.

NOTE C.—Enumerators will observe that there are 100 questions relating to each farm, which are arranged in four successive divisions of each schedule page

SCHEDULE 2.—Productions of Agriculture in Grape Grove Township in the County of Ray, State of Missouri

enumerated by me on the 21st day of June, 1880. Wm M Morse, *Enumerator.*

OF THE PERSON WHO CONDUCTS THIS FARM.				ACRES OF LAND.				FARM VALUES.			FENCES.		LABOR.			GRASS LANDS.							
	TENURE.			IMPROVED.		UNIMPROVED.										ACREAGE 1879.		PRODUCTS HARVESTED IN 1879.			HORSES of all ages on hand June 1, 1880.	Mules and Asses, all ages, on hand June 1, 1880.
THE NAME.	Owner.	Rents for fixed money rental.	Rents for shares of products.	Tilled, including fallow and grass in rotation, (whether pasture or meadow.)	Permanent meadows, permanent pastures, orchards, vineyards.	Woodland and forest.	Other unimproved, including "old fields" not growing wood.	Of farm, including land, fences, and buildings.	Of farming implements and machinery.	Of Live Stock.	Cost of building and repairing in 1879.	Cost of fertilizers purchased in 1879.	Amount paid for wages for farm labor during 1879, including value of board.	Weeks hired labor in 1879 upon farm (and dairy) excluding house-work.	Estimated value of all farm productions (sold, consumed, or on hand) for 1879.	Mown.	Not Mown.	Hay.	Clover Seed.	Grass Seed.		
				No.	No.	No.	No.	Dollars.	Dollars.	Dollars.	Dollars.	Dollars.	Dollars.	No.	Dollars.	Acres.	Acres.	Tons.	Bushels.	Bushels.	No.	No.
1	2	3	4	5	6	7	8	9	10	11	12	13	14	15	16	17	18	19	20	21	22	23
1 West Thomas J.			1.	80		50		800	150	250	50				250						3	
2 Wall Octavius	1.			200	30	150		3500	125	900			60	12	700	30		50			2	4
3 Linney John H.		1.		25				250	20	250					150						2	2
4 Maddox James	1.			80	8	30		1500	85	300			25	12	300	3		3			3	1
5 Crowder Joseph			1.	40		12		400	35	300	75				175						2	
6 Mizingo Frances M.			1.	60		30		500	8	150					100							2
7 Mizingo Charles	1.			260	20	140		3000	50	700			20	9	500	20		20			5	1
8 Cramer Joseph D.	1.			40		20		500	100	300	75		5	2	500						6	
9 McGlothlen Henry	1			90		40		2000	150	700			60	12	1000						6	
10																						

NEAT CATTLE AND THEIR PRODUCTS.											SHEEP.										SWINE.	POULTRY ON HAND JUNE 1ST, 1880, EXCLUSIVE OF SPRING HATCHING.		BEES PRODUCED IN 1879.
ON HAND JUNE 1, 1880.			MOVEMENT, 1879.								ON hand June 1, 1880.	MOVEMENT, 1879.							CLIP, SPRING 1880, SHORN AND TO BE SHORN.		ON hand June 1, 1880.			
			Cattle of all ages					Milk sold, or sent to butter and cheese factories in 1879.	Butter made on the farm in 1879.	Cheese made on the farm in 1879.		Lambs dropped.	Sheep and lambs						Fleeces.	Weight.		Barn-yard.	Other.	
Working oxen.	Milch cows.	Other.	Calves dropped.	Purchased.	Sold living.	Slaughtered.	Died, strayed, and stolen, and not recovered.						Purchased.	Sold living.	Slaughtered.	Killed by dogs.	Died of disease.	Died of gross of weather.						
No.	No.	No.	No.	No.	No.	No.	No.	Gallons.	Lbs.	Lbs.	No.	No.	No.	No.	No.	No.	No.	No.	No.	Lbs.	No.	No.	No.	Doz.
24	25	26	27	28	29	30	31	32	33	34	35	36	37	38	39	40	41	42	43	44	45	46	47	48
1	3		3		4				200												10	120		100
2	4		4		8				500												20	60		50
3	3		3		2				400												7	70		100
4	2		1						175												6	50		70
5	3		1						200												22			
6	1								70		1		1								3	18		20
7	4		3		2				425		14	8			1				14	40	60	70	20	80
8	4		2		3				400													70		60
9	3		3						200												20	50	20	60
10																								

CEREALS.											PULSE.		FIBER.					SUGAR.						BROOM CORN. 1879.	
BARLEY. 1879.		BUCKWHEAT. 1879.		INDIAN CORN. 1879.		OATS. 1879.		RYE. 1879.		WHEAT. 1879.			FLAX—1879.				HEMP.		SORGHUM—1879.			MAPLE—1879.			
Area.	Crop.	Area.	Crop.	Area.	Crop.	Area.	Crop.	Area.	Crop.	Area.	Crop.	Canada Peas, (1879.) in 1879.	Beans, (Dry.) in 1879.	Area in Crop.	Seed.	Straw.	Fiber.		Area in Crop.	Sugar.	Molasses.	Sugar.	Molasses.		
Acres.	Bush.	Acres.	Bush.	Acres.	Bush.	Acres.	Bush.	Acres.	Bush.	Acres.	Bush.	Bush.	Bush.	Acres.	Bush.	Tons.	Lbs.	Acs.	Tns.	Acres.	Lbs.	Galls.	Lbs.	Galls.	Acs.	Lbs.
49	50	51	52	53	54	55	56	57	58	59	60	61	62	63	64	65	66	67	68	69	70	71	72	73	74	75
1				35	1200					7	70											50				
2				40	1800			8	56	12	120									1						
3				25	900					8	65											30				
4				18	800					12	120									1/8		50				
5				12	360															3/8		34				
6				14	300						10															
7				50	1750					6	60															
8				80	1200	7	200			7	84									1		200				
9				20	500																					
10																										

HOPS. 1879.		POTATOES, (Irish.) 1879.		POTATOES, (Sweet.) 1879.		TOBACCO. 1879.		ORCHARDS—1879.						NURSERIES.		VINEYARDS.			MARKET GARDENS.	BEES—1879.		FOREST PRODUCTS.	
								APPLE.			PEACH.												
Area.	Crop.	Area.	Crop.	Area.	Crop.	Area.	Crop.	Acres.	Bearing trees.	Bushels. 1879.	Acres.	Bearing trees.	Bushels. 1879.	Total value of orchard products of all kinds sold or consumed.	Acres.	Value of produce sold in 1879.	Acres.	Grapes sold in 1879.	Wine made in 1879.	Value of produce sold in 1879.	Honey.	Wax.	Amount of wood cut in 1879.	Value of all forest products sold or consumed in 1879.
Acres.	Lbs.	Acres.	Bush.	Acres.	Bush.	Acres.	Lbs.	No.	No.	No.	No.	No.	No.	Dollars.	No.	Dollars.	No.	Lbs.	Gals.	Dollars.	Lbs.	Lbs.	Cords.	Dollars.
76	77	78	79	80	81	82	83	84	85	86	87	88	89	90	91	92	93	94	95	96	97	98	99	100
1			15		3							10											25	20
2			10																				20	20
3			10			1/8	15																10	10
4			10			1/8	10					10		20									15	10
5		2	30	1/2							1	2											10	10
6			3	1/2								18											5	0
7			15		10			3	100			50		20									15	10
8			75		15				6														10	10
9			8		10				6			6		15									20	20
10																								

[7–306.]

Received July 30 1880.

Page No. 3
Supervisor's Dist: No. 7
Enumeration Dist: No. 127

NOTE A.—The light dotted perpendicular lines, which divide the spaces intended for numbers on this Schedule, are intended to separate the units, tens, &c., from each other, and the Enumerator should be careful that the figures are written within the small spaces so formed, thus: 7 4, the units in the right-hand small spaces. 4 2 1 3 9

NOTE B.—Make an affirmative entry by a slanting line (thus /) in one of the three columns 2, 3, and 4, according as the fact is in the case of each farm—in column 2, if the occupier is the owner of the farm; in column 3, if he is the tenant at a fixed money rental; in column 4, if he conducts it for a share of the product.

NOTE C.—Enumerators will observe that there are 100 questions relating to each farm, which are arranged in four successive divisions of each schedule page.

SCHEDULE 2.—Productions of Agriculture in Grape Gen Township in the County of Ray, State of Missouri

enumerated by me on the 2nd day of June, 1880. Wm M Morse

Enumerator.

OF THE PERSON WHO CONDUCTS THIS FARM.				ACRES OF LAND.				FARM VALUES.			FENCES.		LABOR.			GRASS LANDS.						
	TENURE.			IMPROVED.		UNIMPROVED.										ACREAGE 1879.		PRODUCTS HARVESTED IN 1879.				
THE NAME.	Owner.	Rents for fixed money rental.	Rents for shares of products.	Tilled, including fallow and grass in rotation, (whether pasture or meadow.)	Permanent meadow, permanent pastures, orchards, vineyards.	Woodland and forest.	Other unimproved, including "old fields" not growing wood.	Of farm, including land, fences, and buildings.	Of farming implements and machinery.	Of Live Stock.	Cost of building and repairing in 1879.	Cost of fertilizers purchased in 1879.	Amount paid for wages for farm labor during 1879, including value of board.	Weeks hired labor in 1879 upon farm (and dairy) excluding house-work.	Estimated value of all farm productions (sold, consumed, or on hand) for 1879.	Mown.	Not Mown.	Hay.	Clover Seed.	Grass Seed.	Horses of all ages on hand June 1, 1880.	Mules and Asses, all ages, on hand June 1, 1880.
				No.	No.	No.	No.	Dollars.	Dollars.	Dollars.	Dollars.	Dollars.	Dollars.	No.	Dollars.	Acres.	Acres.	Tons.	Bushels.	Bushels.	No.	No.
1	2	3	4	5	6	7	8	9	10	11	12	13	14	15	16	17	18	19	20	21	22	23
Petra George W.	1.			190		110		14000	100	500	50				500						4	
Best George W.	1.			40	2	12		6000	75	350					850	2		2			2	
Parker William B.	1.			100	20	20		16000	150	400	50				450	20		20			3	
Denton James		1.		80				6000		20	20				178						1	
Petty John A.	1.			320	20	100		54000	500	2140	100		25	13	900				16		7	1
Patton Burnes			1	27				3000	50	300	20		5		250						3	
Patton Newton	1.			80	50			10000	60	250			25	13	300	5		5			3	
Upchurch Alvis	1.			240	140	80		52000	250	2000			40	25	1500	25		60			3	2
Wilkinson James M.	1.			160		80		16000	125	900			25	20	1000					40	1	2
Hatfield James M.	1.			200	80	15		50000	125	1500			90	25	3000	40		80			5	2

NEAT CATTLE AND THEIR PRODUCTS.											SHEEP.										SWINE.	POULTRY ON HAND JUNE 1ST, 1880, EXCLUSIVE OF SPRING HATCHING.		EGGS PRODUCED IN 1879.
ON HAND JUNE 1, 1880.			MOVEMENT, 1879.								ON HAND June 1, 1880.	MOVEMENT, 1879.							CLIP, SPRING 1880, SHORN AND TO BE SHORN.		ON hand June 1, 1880.			
			Cattle of all ages					Milk sold, or sent to butter and cheese factories in 1879.	Butter made on the farm in 1879.	Cheese made on the farm in 1879.		Lambs dropped.	Sheep and lambs									Barn-yard.	Other.	
Working oxen.	Milch cows.	Other.	Calves dropped.	Purchased.	Sold living.	Slaughtered.	Died, strayed, and stolen, and not recovered.				On hand June 1, 1880.		Purchased.	Sold living.	Slaughtered	Killed by dogs.	Died of disease.	Died of stress of weather.	Fleeces.	Weight.				
No.	No.	No.	No.	No.	No.	No.	No.	Gallons.	Lbs.	Lbs.	No.	No.	No.	No.	No.	No.	No.	No.	No.	Lbs.	No.	No.	No.	Doz.
24	25	26	27	28	29	30	31	32	33	34	35	36	37	38	39	40	41	42	43	44	45	46	47	48
	4		3	10					350		34	18							34	170	20	75	10	60
	3		3				1		275												35	30	10	20
	3		2			1			250												30	40		60
	1		1						60												5			
	10	32	4			9	1	1	750		18	7		1					13	80	16	50	10	70
	2	3		4		1			125												20	12	20	15
	1	4		3		1			60													24		40
	6	40	3	20	35				300												40	75	50	100
	10	27	5	7	10				600												10	25		20
	2	50	40	50			2		150												16	80	10	30

CEREALS.												PULSE.		FIBER.						SUGAR.						BROOM CORN. 1879.	
BARLEY. 1879.		BUCKWHEAT. 1879.		INDIAN CORN. 1879.		OATS. 1879.		RYE. 1879.		WHEAT. 1879.		Canada Peas. (Dry.) in 1879.	Beans. (Dry.) in 1879.	FLAX—1879.				HEMP.		SORGHUM—1879.			MAPLE—1879.				
Area.	Crop.	Area.	Crop.	Area.	Crop.	Area.	Crop.	Area.	Crop.	Area.	Crop.			Area in Crop.	Seed.	Straw.	Fiber.			Area in Crop.	Sugar.	Molasses.	Sugar.	Molasses.			
Acres.	Bush.	Acres.	Bush.	Acres.	Bush.	Acres.	Bush.	Acres.	Bush.	Acres.	Bush.	Bush.	Bush.	Acres.	Bush.	Tons.	Lbs.	Acs.	Tns.	Acres.	Lbs.	Galls.	Lbs.	Galls.	Acs.	Lbs.	
49	50	51	52	53	54	55	56	57	58	59	60	61	62	63	34	65	66	67	68	69	70	71	72	73	74	75	
				35	1400					1	70											50					
				23	700					9	87											20					
				25	1000	4	100			2	100											20					
				15	500																	30					
				105	4500																	80					
				24	1000	8	200															100					
				50	2000	40	1200															50					
				40	1600																						
				40	1500																	20					
				50	1700																						

HOPS. 1879.		POTATOES, (Irish.) 1879.		POTATOES, (Sweet.) 1879.		TOBACCO. 1879.		ORCHARDS—1879.						NURSERIES.		VINEYARDS.			MARKET GARDENS.	BEES—1879.		FOREST PRODUCTS.	
								APPLE.			PEACH.											Amount of wood cut in 1879.	Value of all forest products sold or consumed in 1879.
Area.	Crop.	Area.	Crop.	Area.	Crop.	Area.	Crop.	Acres.	Bearing trees.	Bushels. 1879.	Acres.	Bearing trees.	Bushels. 1879.	Total value of orchard products of all kinds sold or consumed.	Acres.	Value of produce sold in 1879.	Acres.	Grapes sold in 1879.	Wine made in 1879.	Value of produce sold in 1879.	Honey.	Wax.	
Acres.	Lbs.	Acres.	Bush.	Acres.	Bush.	Acres.	Lbs.	No.	No.	No.	No.	No.	No.	Dollars.	No.	Dollars.	No.	Lbs.	Galls.	Dollars.	Lbs.	Lbs.	Cords.	Dollars.
76	77	78	79	80	81	82	83	84	85	86	87	88	89	90	91	92	93	94	95	96	97	98	99	100
			15		3							10											25	20
			15		10				10														15	12
			10						10			20											10	10
			12		3																		40	20
		4	20	1	20				50		3	70		50		150							20	10
		24	15		5			6	20		3	60		10		10								
			15		10				100			20		25		100							10	10
			15		10				20			20											20	20
			10						5			6												
			10		5				80			50		10		20							10	10

D.

[7–306.]

Page No. 4
Supervisor's Dist: No. 7
Enumeration Dist: No. 127

NOTE A.—The light dotted perpendicular lines, which divide the spaces intended for numbers on this Schedule, are intended to separate the units, tens, &c., from each other, and the Enumerator should be careful that the figures are written within the small spaces so formed, thus: | | 7 | 4 |, the units | 4 | 2 | 1 | in the right-hand small spaces. | | 3 | 9 |

NOTE B.—Make an affirmative entry by a slanting line (thus /) in one of the three columns 2, 3, and 4, according as the fact is in the case of each farm—in column 2, if the occupier is the owner of the farm; in column 3, if he is the tenant at a fixed money rental; in column 4, if he conducts it for a share of the product.

NOTE C.—Enumerators will observe that there are 100 questions relating to each farm, which are arranged in four successive divisions of each schedule page.

SCHEDULE 2.—Productions of Agriculture in Grape Grove Township in the County of Ray, State of Missouri

enumerated by me on the 2nd day of June, 1880. Wm M Moore,

Enumerator.

OF THE PERSON WHO CONDUCTS THIS FARM.				ACRES OF LAND.				FARM VALUES.			FENCES.		LABOR.			GRASS LANDS.						
	TENURE.			IMPROVED.		UNIMPROVED.										ACREAGE 1879.		PRODUCTS HARVESTED IN 1879.				
HIS NAME.	Owner.	Rents for fixed money rental.	Rents for shares of products.	Tilled, including fallow and grass in rotation, (whether pasture or meadow.)	Permanent meadows, permanent pastures, orchards, vineyards.	Woodland and forest.	Other unimproved, including "old fields" not growing wood.	Of farm, including land, fences, and buildings.	Of farming implements and machinery.	Of Live Stock.	Cost of building and repairing in 1879.	Cost of fertilizers purchased in 1879.	Amount paid for wages for farm labor during 1879, including value of board.	Weeks hired labor in 1879 upon farm (and dairy) excluding house-work.	Estimated value of all farm productions (sold, consumed, or on hand) for 1879.	Mown.	Not Mown.	Hay.	Clover Seed.	Grass Seed.	Horses of all ages on hand June 1, 1880.	Mules and Asses, all ages, on hand June 1, 1880.
				No.	No.	No.	No.	Dollars.	Dollars.	Dollars.	Dollars.	Dollars.	Dollars.	No.	Dollars.	Acres.	Acres.	Tons.	Bushels.	Bushels.	No.	No.
1	3	3	4	5	6	7	8	9	10	11	12	13	14	15	16	17	18	19	20	21	22	23
1 Mizingo John A.		1		40		5		500	75	300	100				270						3	
2 Lee Martha E.			1	40	6	20		700	20	300					100						3	
3 Leo-n Paine			1	100		20		1000	150	1000			20	5	500						1	
4 Entzen James R.	1			80		12		1000	175	300					400						3	
5 George Warren	1			300	60	70		5600	300	1000		30	20	5	900	18		20			8	1
6 Bookshire William R.			1	260	20	100		5000	30	800					500	20		20			4	2
7 Alspaugh Solomon	1			220	122	60		6400	150	1800		18	10		1400	20		20			4	2
8																						
9																						
10																						

NEAT CATTLE AND THEIR PRODUCTS.											SHEEP.										SWINE.	POULTRY ON HAND JUNE 1ST, 1880, EXCLUSIVE OF SPRING HATCHING.		
ON HAND JUNE 1, 1880.			MOVEMENT, 1879.								ON HAND JUNE 1, 1880.	MOVEMENT, 1879.							CLIP, SPRING 1880, SHORN AND TO BE SHORN.		ON HAND JUNE 1, 1880.			EGGS PRODUCED IN 1879.
				Cattle of all ages				Milk sold, or sent to butter and cheese factories in 1879.	Butter made on the farm in 1879.	Cheese made on the farm in 1879.		Lambs dropped.	Sheep and lambs												
Working oxen.	Milch cows.	Other.	Calves dropped.	Purchased.	Sold living.	Slaughtered.	Died, strayed, and stolen, and not recovered.						Purchased.	Sold living.	Slaughtered.	Killed by dogs.	Died of disease.	Died of stress of weather.	Fleeces.	Weight.	On hand June 1, 1880.	Barn yard.	Other.	
No.	No.	No.	No.	No.	No.	No.	No.	Gallons.	Lbs.	Lbs.	No.	No.	No.	No.	No.	No.	No.	No.	No.	Lbs.	No.	No.	No.	Doz.
24	25	26	27	28	29	30	31	32	33	34	35	36	37	38	39	40	41	42	43	44	45	46	47	48
1	2	3	2	2	3				125			1									16	60		30
2	1		1	1					60												10	30	10	20
3	2	10	1	1					120												30	24	10	30
4	2		2		6		1		100												3	20	20	30
5	3	9	3	1	2		1		220												14	50	10	50
6	2		2						150		32	36		18			1		33	150	19	50	20	50
7	6	42	4	42	36				500		1			81					34	192	60	80	100	150
8																								
9																								
10																								

CEREALS.												PULSE.		FIBER.						SUGAR.						BROOM CORN. 1879.	
BARLEY. 1879.		BUCKWHEAT. 1879.		INDIAN CORN. 1879.		OATS. 1879.		RYE. 1879.		WHEAT. 1879.				FLAX—1879.				HEMP.		SORGHUM—1879.			MAPLE—1879.				
Area.	Crop.	Area.	Crop.	Area.	Crop.	Area.	Crop.	Area.	Crop.	Area.	Crop.	Canada Peas, (Dry.) in 1879.	Beans, (Dry.) in 1879.	Area in Crop.	Seed.	Straw.	Fiber.			Area in Crop.	Sugar.	Molasses.	Sugar.	Molasses.			
Acres.	Bush.	Acres.	Bush.	Acres.	Bush.	Acres.	Bush.	Acres.	Bush.	Acres.	Bush.	Bush.	Bush.	Acres.	Bush.	Tons.	Lbs.	Acs.	Tns.	Acres.	Lbs.	Galls.	Lbs.	Galls.	Acs.	Lbs.
49	50	51	52	53	54	55	56	57	58	59	60	61	62	63	64	65	66	67	68	69	70	71	72	73	74	75
1				40	1600	2	20			6	50											18				
2				40	1600	10	150															60				
3				100	4000	15	150																			
4				60	2400					1	90											40				
5				65	2600																	15				
6				80	3300	20	970			12	120											28				
7				100	4000																	80				
8																										
9																										
10																										

HOPS. 1879.		POTATOES, (Irish.) 1879.		POTATOES, (Sweet.) 1879.		TOBACCO. 1879.		ORCHARDS—1879.						Total value of orchard products of all kinds sold or consumed.	NURSERIES.		VINEYARDS.			MARKET GARDENS.	BEES—1879.		FOREST PRODUCTS.	
								APPLE.			PEACH.													
Area.	Crop.	Area.	Crop.	Area.	Crop.	Area.	Crop.	Acres.	Bearing trees.	Bushels. 1879.	Acres.	Bearing trees.	Bushels. 1879.		Acres.	Value of produce sold in 1879.	Acres.	Grapes sold in 1879.	Wine made in 1879.	Value of produce sold in 1879.	Honey.	Wax.	Amount of wood cut in 1879.	Value of all forest products sold or consumed in 1879.
Acres.	Lbs.	Acres.	Bush.	Acres.	Bush.	Acres.	Lbs.	No.	No.	No.	No.	No.	No.	Dollars.	No.	Dollars.	No.	Lbs.	Galls.	Dollars.	Lbs.	Lbs.	Cords.	Dollars.
76	77	78	79	80	81	82	83	84	85	86	87	88	89	90	91	92	93	94	95	96	97	98	99	100
1			10		5				30			20		15		50					10	6	30	20	1
2			15						10			10													2
3			10						30			6		5											3
4		1	10	18				10	100		6	50		10		25							10	10	4
5			15						100			100		20		10							20	20	5
6			3						150	250		150		100		20							10	10	6
7			20		5							300					1				20				7
8																									8
9																									9
10																									10

Received July 30, 1880.

[7–306.]

A.

Page No. 5
Supervisor's Dist: No. 7
Enumeration Dist: No. 127

NOTE A.—The light dotted perpendicular lines, which divide the spaces intended for numbers on this Schedule, are intended to separate the units, tens, &c., from each other, and the Enumerator should be careful that the figures are written within the small spaces so formed, thus: | 7 | 4 |, the units | 4 | 2 | 1 | in the right-hand small spaces. | | 3 | 9 |

NOTE B.—Make an affirmative entry by a slanting line (thus /) in one of the three columns 2, 3, and 4, according as the fact is in the case of each farm—in column 2, if the occupier is the owner of the farm; in column 3, if he is the tenant at a fixed money rental; in column 4, if he conducts it for a share of the product.

NOTE C.—Enumerators will observe that there are 100 questions relating to each farm, which are arranged in four successive divisions of each schedule page.

SCHEDULE 2.—Productions of Agriculture in Grafs Grn Township in the County of Ray, State of Missouri

enumerated by me on the 3rd day of June, 1880. Wm M. Morse, *Enumerator.*

OF THE PERSON WHO CONDUCTS THIS FARM.				ACRES OF LAND.				FARM VALUES.			FENCES.		LABOR.			GRASS LANDS.						
	TENURE.			IMPROVED.		UNIMPROVED.										ACREAGE 1879.		PRODUCTS HARVESTED IN 1879.				
THE NAME.	Owner.	Rents for fixed money rental.	Rents for shares of products.	Tilled, including fallow and grass in rotation, (whether pasture or meadow.)	Permanent meadows, permanent pastures, orchards, vineyards.	Woodland and forest.	Other unimproved, including "old fields" not growing wood.	Of farm, including land, fences, and buildings.	Of farming implements and machinery.	Of Live Stock.	Cost of building and repairing in 1879.	Cost of fertilizers purchased in 1879.	Amount paid for wages for farm labor during 1879, including value of board.	Weeks hired labor in 1879 upon farm (and dairy) excluding housework.	Estimated value of all farm productions (sold, consumed, or on hand) for 1879.	Mown.	Not Mown.	Hay.	Clover Seed.	Grass Seed.	Horses of all ages on hand June 1, 1880.	Mules and Asses, all ages, on hand June 1, 1880.
				No.	No.	No.	No.	Dollars.	Dollars.	Dollars.	Dollars.	Dollars.	Dollars.	No.	Dollars.	Acres.	Acres.	Tons.	Bushels.	Bushels.	No.	No.
1	2	3	4	5	6	7	8	9	10	11	12	13	14	15	16	17	18	19	20	21	22	23
1 Stephenson William C.	1.			120	70	60		1600	75	1000	50	10			500	10		10			9	1
2 Miller Elizabeth	1.			20				300	10	200					100						2	2
3 Malone John	1.			100		40		1000	20	300			15	4	350						2	3
4 Eilsizer Thomas J.	1.			70		40		800	20	700	20				400						8	4 4
5 Lavery George	1.			40		15		600	75	600	10				300						6	2 5
6 Moss Thomas J.	1.			40				400	25	300	20		25	6	400						3	6
7 Stephenson Samuel K.	1.			94	4	40		1000	100	700	20				300	4		4			7	2 7
8 Stevens Henry J.	1.			50				500	75	300	10				350						4	2 8
9 Hufford John P.		1.		60				600	25	120					170						1	1 9
10 Smith John P.	1.			40				400	25	200					130						3	10

NEAT CATTLE AND THEIR PRODUCTS.											SHEEP.										SWINE.	POULTRY ON HAND JUNE 1ST, 1880, EXCLUSIVE OF SPRING HATCHING.		
ON HAND JUNE 1, 1880.			MOVEMENT, 1879.								ON HAND JUNE 1, 1880.	MOVEMENT, 1879.							CLIP, SPRING 1880, SHORN AND TO BE SHORN.					
				Cattle of all ages									Sheep and lambs											
Working oxen.	Milch cows.	Other.	Calves dropped.	Purchased.	Sold living.	Slaughtered.	Died, strayed, and stolen, and not recovered.	Milk sold, or sent to butter and cheese factories in 1879.	Butter made on the farm in 1879.	Cheese made on the farm in 1879.		Lambs dropped.	Purchased.	Sold living.	Slaughtered.	Killed by dogs.	Died of disease.	Died of stress of weather.	Fleeces.	Weight.	On hand June 1, 1880.	Barn-yard.	Other.	Eggs PRODUCED IN 1879.
No.	No.	No.	No.	No.	No.	No.	No.	Gallons.	Lbs.	Lbs.	No.	No.	No.	No.	No.	No.	No.	No.	No.	Lbs.	No.	No.	No.	Doz.
24	25	26	27	28	29	30	31	32	33	34	35	36	37	38	39	40	41	42	43	44	45	46	47	48
1 3	9		3	3	2		1		225		31	28		16			2		31	155	23	20	10	50
2 2			2						150												17	25	20	20
3 1	1		1		1				75												40	18	10	20
4 3	1		2		1				150		4	3							4	20	10	30		25
5 4			2						350		4	6	6					1	4	16	16	40	10	25
6 2	6		4	6	6				125		6	6							6	25	18	36	10	40
7 3	6		1		2				175		18	11							18	75	7	40		40
8 3	1		3				1		160												20	10	20	20
9 2	8		1	2					100		12	6					2		7	32	25	15	10	12
10 6	13		5	14	1		1		500		13	5							13	58	30	75	20	100

CEREALS.												PULSE.		FIBER.						SUGAR.					BROOM CORN. 1879.	
BARLEY. 1879.		BUCKWHEAT. 1879.		INDIAN CORN. 1879.		OATS. 1879.		RYE. 1879.		WHEAT 1879.				FLAX—1879.				HEMP.		SORGHUM—1879.			MAPLE—1879.			
Area.	Crop.	Area.	Crop.	Area.	Crop.	Area.	Crop.	Area.	Crop.	Area.	Crop.	Canada Peas, (Dry.) in 1879.	Beans (Dry.) in 1879.	Area in Crop.	Seed.	Straw.	Fiber.			Area in Crop.	Sugar.	Molasses.	Sugar.	Molasses.		
Acres.	Bush.	Acres.	Bush.	Acres.	Bush.	Acres.	Bush.	Acres.	Bush.	Acres.	Bush.	Bush.	Bush.	Acres.	Bush.	Tons.	Lbs.	Acs.	Tns.	Acres.	Lbs.	Galls.	Lbs.	Galls.	Acs.	Lbs.
49	50	51	52	53	54	55	56	57	58	59	60	61	62	63	64	65	66	67	68	69	70	71	72	73	74	75
1				40	1600					2	20											30				
2				20	700																					
3				60	2500					5	60											20				
4				30	1250			3	13	4	15											40				
5				25	1100																	40				
6				40	1600					4	40							4				35				
7				50	1700	4	40			8	90											20				
8				27	1200	10	160																			
9				60	2000	9	275	3	18	7	85															
10				25	1100	4	70			1	12															

HOPS. 1879.		POTATOES, (Irish.) 1879.		POTATOES, (Sweet.) 1879.		TOBACCO. 1879.		ORCHARDS—1879.						NURSERIES.		VINEYARDS.			MARKET GARDENS.	BEES—1879.		FOREST PRODUCTS.	
								APPLE.			PEACH.												
Area.	Crop.	Area.	Crop.	Area.	Crop.	Area.	Crop.	Acres.	Bearing trees.	Bushels. 1879.	Acres.	Bearing trees.	Bushels. 1879.	Total value of orchard products of all kinds sold or consumed.	Acres.	Value of produce sold in 1879.	Acres.	Grapes sold in 1879.	Wine made in 1879.	Value of produce sold in 1879.	Honey.	Wax.	Amount of wood cut in 1879.	Value of all forest products sold or consumed in 1879.
Acres.	Lbs.	Acres.	Bush.	Acres.	Bush.	Acres.	Lbs.	No.	No.	No.	No.	No.	No.	Dollars.	No.	Dollars.	No.	Lbs.	Galls.	Dollars.	Lbs.	Lbs.	Cords.	Dollars.
76	77	78	79	80	81	82	83	84	85	86	87	88	89	90	91	92	93	94	95	96	97	98	99	100
1			10						10			10		20		25							10	10
2			20	1/2	10				10			20		50		20							10	10
3			10																				20	10
4			15						25		1/2	10		10		20							25	20
5		2	10					4	18					5		20							10	10
6			20						4			6				10								
7			5						30														20	20
8			15						68					10										
9			20																					
10			10																				10	10

B.

[7–306.]

Page No. 6
Supervisor's Dist: No. 7
Enumeration Dist: No. 127

NOTE A.—The light dotted perpendicular lines, which divide the spaces intended for numbers on this Schedule, are intended to separate the units, tens, &c. from each other, and the Enumerator should be careful that the figures are written within the small spaces so formed, thus: | 7 | 1 |, the unit in the right-hand small spaces. | 4 | 2 | 1 | | 3 | 9 |

NOTE B.—Make an affirmative entry by a slanting line (thus /) in one of the three columns 2, 3, and 4, according as the fact is in the case of each farm—in column 2, if the occupier is the owner of the farm; in column 3, if he is the tenant at a fixed money rental; in column 4, if he conducts it for a share of the product.

NOTE C.—Enumerators will observe that there are 100 questions relating to each farm, which are arranged in four successive divisions of each schedule page.

SCHEDULE 2.—Productions of Agriculture in Grape Grove Township in the County of Ray, State of Missouri

enumerated by me on the 3rd day of June, 1880. Wm M Morse, *Enumerator.*

OF THE PERSON WHO CONDUCTS THIS FARM.				ACRES OF LAND.				FARM VALUES.			FENCES.		LABOR.			GRASS LANDS.						
	TENURE.			IMPROVED.		UNIMPROVED.										ACREAGE 1879.		PRODUCTS HARVESTED IN 1879.				
THE NAME.	Owner.	Rents for fixed money rental.	Rents for shares of products.	Tilled, including fallow and grass in rotation. (whether pasture or meadow.)	Permanent meadows, permanent pastures, orchards, vineyards.	Woodland and forest.	Other unimproved, including "old fields" not growing wood.	Of farm, including land, fences, and buildings.	Of farming implements and machinery.	Of Live Stock.	Cost of building and repairing in 1879.	Cost of fertilizers purchased in 1879.	Amount paid for wages for farm labor during 1879, including value of board.	Weeks hired labor in 1879 upon farm (and dairy) excluding house-work.	Estimated value of all farm productions (sold, consumed, or on hand) for 1879.	Mown.	Not Mown.	Hay.	Clover Seed.	Grass Seed.	Horses of all ages on hand June 1, 1880.	Mules and Asses, all ages, on hand June 1, 1880.
				No.	No.	No.	No.	Dollars.	Dollars.	Dollars.	Dollars.	Dollars.	Dollars.	No.	Dollars.	Acres.	Acres.	Tons.	Bushels.	Bushels.	No.	No.
1	2	3	4	5	6	7	8	9	10	11	12	13	14	15	16	17	18	19	20	21	22	23
1 Cowsert John F.	1.			100	10	20		2000	100	1000		100			500	10		15			5	5
2 Owens Henry D.			1.	45				450	25	800	30	18	10		250						1	2
3 Graham William P.	1.			100	8	20		2000	100	1200	50	10			900	6		12			5	2
4 Mohn William	1.			170	5			2000	100	1200	75	90	20		800	5		10			6	4
5																						
6																						
7																						
8																						
9																						
10																						

NEAT CATTLE AND THEIR PRODUCTS.											SHEEP.										SWINE.	POULTRY ON HAND JUNE 1ST, 1880, EXCLUSIVE OF SPRING HATCHING.		EGGS PRODUCED IN 1879.
ON HAND JUNE 1, 1880.			MOVEMENT. 1879.								ON HAND JUNE 1, 1880.	MOVEMENT. 1879.							SHEEP, SPRING 1880, SHORN AND TO BE SHORN.		ON HAND JUNE 1, 1880.			
			Cattle of all ages									Lambs dropped.	Sheep and lambs											
Working oxen.	Milch cows.	Other.	Calves dropped.	Purchased.	Sold living.	Slaughtered.	Died, strayed, and stolen, and not recovered.	Milk sold, or sent to butter and cheese factories in 1879.	Butter made on the farm in 1879.	Cheese made on the farm in 1879.	On hand June 1, 1880.		Purchased.	Sold living.	Slaughtered.	Killed by dogs.	Died of disease.	Died of stress of weather.	Fleeces.	Weight.	On hand June 1, 1880.	Barn-yard.	Other.	
No.	No.	No.	No.	No.	No.	No.	No.	Gallons.	Lbs.	Lbs.	No.	No.	No.	No.	No.	No.	No.	No.	No.	Lbs.	No.	No.	No.	Doz.
21	25	26	27	28	29	30	31	32	33	34	35	36	37	38	39	40	41	42	43	44	45	46	47	48
1	4	4	3		2	1	1		225		19	15				5		1	19	30	45	15	20	20
2	2		2						100												20	20	10	30
3	10	17	6	2	4				700		31	11						1	30	150	40	24	10	30
4	6	6	4		4				400		5	2	5				1		5	30	60	05		30
5																								
6																								
7																								
8																								
9																								
10																								

CEREALS.												PULSE.		FIBER.						SUGAR.						BROOM CORN. 1879.	
BARLEY. 1879.		BUCKWHEAT. 1879.		INDIAN CORN. 1879.		OATS. 1879.		RYE. 1879.		WHEAT. 1879.				FLAX—1879.				HEMP.		SORGHUM—1879.			MAPLE—1879.				
Area.	Crop.	Area.	Crop.	Area.	Crop.	Area.	Crop.	Area.	Crop.	Area.	Crop.	Carpets, Pants, (Dyed) in 1879.	Beans, (Dry,) in 1879.	Area in Crop.	Seed.	Straw.	Fiber.			Area in Crop.	Sugar.	Molasses.	Sugar.	Molasses.			
Acres.	Bush.	Acres.	Bush.	Acres.	Bush.	Acres.	Bush.	Acres.	Bush.	Acres.	Bush.	Bush.	Bush.	Acres.	Bush.	Tons.	Lbs.	Acs.	Tns.	Acres.	Lbs.	Galls.	Lbs.	Galls.	Acs.	Lbs.
49	50	51	52	53	54	55	56	57	58	59	60	61	62	63	64	65	66	67	68	69	70	71	72	73	74	75
1				70	2700	12	270	1	9											1/2		90				
2				20	1100	2	40															20				
3				60	2000	5	100													1		50				
4				60	2200	3	70	5	30	4	40															
5																										
6																										
7																										
8																										
9																										
10																										

HOPS. 1879.		POTATOES, (Irish.) 1879.		POTATOES, (Sweet.) 1879.		TOBACCO. 1879.		ORCHARDS—1879.						Total value of orchard products of all kinds sold or consumed.	NURSERIES.		VINEYARDS.			MARKET GARDENS.	BEES—1879.		FOREST PRODUCTS.	
								APPLE.			PEACH.												
Area.	Crop.	Area.	Crop.	Area.	Crop.	Area.	Crop.	Acres.	Bearing trees.	Bushels. 1879.	Acres.	Bearing trees.	Bushels. 1879.		Acres.	Value of produce sold in 1879.	Acres.	Grapes sold in 1879.	Wine made in 1879.	Value of produce sold in 1879.	Honey.	Wax.	Amount of wood cut in 1879.	Value of all forest products sold or consumed in 1879.
Acres.	Lbs.	Acres.	Bush.	Acres.	Bush.	Acres.	Lbs.	No.	No.	No.	No.	No.	No.	Dollars.	No.	Dollars.	No.	Lbs.	Galls.	Dollars.	Lbs.	Lbs.	Cords.	Dollars.
76	77	78	79	80	81	82	83	84	85	86	87	88	89	90	91	92	93	94	95	96	97	98	99	100
1			20						25			20		10		25							20	20
2		1	15					3	10		1	20		10		20							20	20
3			25						10			60		20									10	10
4			20						75					10		50							20	20
5																								
6																								
7																								
8																								
9																								
10																								

[7–306.]

Received July 30, 1880.

Page No. 7
Supervisor's Dist: No. 7
Enumeration Dist: No. 127

NOTE A.—The light dotted perpendicular lines, which divide the spaces intended for numbers on this Schedule, are intended to separate the units, tens, &c., from each other, and the Enumerator should be careful that the figures are written within the small spaces so formed, thus: | 7 | 4 |, the units | 4 | 2 | 1 | in the right-hand small spaces. | | 3 | 9 |

NOTE B.—Make an affirmative entry by a slanting line (thus /) in one of the three columns 2, 3, and 4, according as the fact is in the case of each farm in column 2, if the occupier is the owner of the farm; in column 3, if he is the tenant at a fixed money rental; in column 4, if he conducts it for a share of the product.

NOTE C.—Enumerators will observe that there are 100 questions relating to each farm, which are arranged in four successive divisions of each schedule page.

SCHEDULE 2.—Productions of Agriculture in Grape Grove Township in the County of Ray, State of Missouri

enumerated by me on the 4th day of June, 1880. Wm M. Morse, *Enumerator.*

OF THE PERSON WHO CONDUCTS THIS FARM.		TENURE.			ACRES OF LAND.				FARM VALUES.			FENCES.		LABOR.			GRASS LANDS.						
					IMPROVED.		UNIMPROVED.										ACREAGE 1879.		PRODUCTS HARVESTED IN 1879.				
THE NAME		Owners.	Rents for fixed money rental.	Rents for shares of products.	Tilled, including fallow and grass in rotation. (whether pasture or meadow.)	Permanent meadows, permanent pastures, orchards, vineyards.	Woodland and forest.	Other unimproved, including "old fields" not growing wood.	Of farm, including land, fences, and buildings.	Of farming implements and machinery.	Of Live Stock.	Cost of building and repairing, in 1879.	Cost of fertilizers purchased in 1879.	Amount paid for wages for farm labor during 1879, including value of board.	Weeks hired labor in 1879 upon farm (and dairy) excluding house-work.	Estimated value of all farm productions (sold, consumed, or on hand) for 1879.	Mown.	Not Mown.	Hay.	Clover Seed.	Grass Seed.	Horses of all ages on hand June 1, 1880.	Mules and Asses, all ages, on hand June 1, 1880.
					No.	No.	No.	No.	Dollars.	Dollars.	Dollars.	Dollars.	Dollars.	Dollars.	No.	Dollars.	Acres.	Acres.	Tons.	Bushels.	Bushels.	No.	No.
	1	2	3	4	5	6	7	8	9	10	11	12	13	14	15	16	17	18	19	20	21	22	23
1	Post Nelson L.	1			120	5			2000	100	1250	50	150	90	25	800	5		7			6	4
2	Petrie George Jr.	1			40				800	20	200	10		20	12	850						2	2
3	Coffender Martin	1			160	20	40		2500	100	500					900	6		12			8	3
4	Collenburn Williams	1			80	20			1000	125	300					400	20		30			2	4
5	Coffman Jesse	1			84	10	4		1050	30	250	50	20	10		500						2	5
6	Coffman John	1			60				1000	15	300			20		400						0	6
7	Hatfield Mary	1			240	120	40		6000	350	1200	150	100	20	13	900	120		120			10	2 7
8	Thompson George F.		1		50				500	40	150					250						1	1 8
9	Risley Susan J.	1			50		13		700	20	200	10				400						1	9
10	Scott Stephen				80	40			2000	100	300	60		20	10	600	10		4			2	10

NEAT CATTLE AND THEIR PRODUCTS.												SHEEP.										SWINE.	POULTRY ON HAND JUNE 1ST, 1880, EXCLUSIVE OF SPRING HATCHING.		EGGS PRODUCED IN 1879.
ON HAND JUNE 1, 1880.			MOVEMENT, 1879.									ON HAND JUNE 1, 1880.	MOVEMENT, 1879.							CLIP, SPRING 1880, SHORN AND TO BE SHORN.					
			Cattle of all ages						Milk sold, or sent to butter and cheese factories in 1879.	Butter made on the farm in 1879.	Cheese made on the farm in 1879.		Lambs dropped.	Sheep and lambs									On hand June 1, 1880.			
Working oxen.	Milch cows.	Other.	Calves dropped.	Purchased.	Sold living.	Slaughtered.	Died, strayed, and stolen, and not recovered.							Purchased.	Sold living.	Slaughtered.	Killed by dogs.	Died of disease.	Died of stress of weather.	Fleeces.	Weight.		Barn-yard.	Other.	
No.	No.	No.	No.	No.	No.	No.	No.	Gallons.	Lbs.	Lbs.	No.	No.	No.	No.	No.	No.	No.	No.	No.	No.	Lbs.	No.	No.	No.	Doz.
24	25	25	27	28	29	30	31	32	33	34	35	36	37	38	39	40	41	42	43	44		45	46	47	48
	5	2	4	2	5				300		1								1	9		80	36	6	25 1
	1								50													13	20	10	20 2
	1	2			2				60													25	60		50 3
	1		1						70													30	70	10	70 4
	2		4						120													19	30		20 5
	2		2				2		100													16	30		20 6
	6	20	3	1	20				400													30	50	10	40 7
	1		1						40													8	20		20 8
	1		1						60													20	24		30 9
	3	4	2		1				170													26	50	20	50 10

CEREALS.												PULSE.		FIBER.						SUGAR.						BROOM CORN. 1879.	
BARLEY. 1879.		BUCKWHEAT. 1879.		INDIAN CORN. 1879.		OATS. 1879.		RYE. 1879.		WHEAT. 1879.				FLAX—1879.				HEMP.		SORGHUM—1879.			MAPLE—1879.				
Area.	Crop.	Area.	Crop.	Area.	Crop.	Area.	Crop.	Area.	Crop.	Area.	Crop.	Canada Peas, (Dry.) in 1879.	Beans, (Dry.) in 1879.	Area in Crop.	Seed.	Straw.	Fiber.			Area in Crop.	Sugar.	Molasses.	Sugar.	Molasses.			
Acres.	Bush.	Acres.	Bush.	Acres.	Bush.	Acres.	Bush.	Acres.	Bush.	Acres.	Bush.	Bush.	Bush.	Acres.	Bush.	Tons.	Lbs.	Acs.	Tns.	Acres.	Lbs.	Galls.	Lbs.	Galls.	Acs.	Lbs.
49	50	51	52	53	54	55	56	57	58	59	60	61	62	63	64	65	66	67	68	69	70	71	72	73	74	75
				80	2700	8	140			7	84									1		40				
				40	1200															1/2		22				
				100	4000	5	150			7	84									1/8		100				
				60	2100					6	60									1/4		20				
				55	2300	8	400			7	47									1/5		93				
				40	1300	2	60													1/2		40				
				80	2600	10	200			10	120															
				40	1200																					
				50	2000															1		200				
				31	1250					7	70									1		60				

HOPS. 1879.		POTATOES, (Irish.) 1879.		POTATOES, (Sweet.) 1879.		TOBACCO. 1879.		ORCHARDS—1879.						NURSERIES.		VINEYARDS.			MARKET GARDENS.	BEES—1879.		FOREST PRODUCTS.	
								APPLE.			PEACH.			Total value of orchard products of all kinds sold or consumed.									
Area.	Crop.	Area.	Crop.	Area.	Crop.	Area.	Crop.	Acres.	Bearing trees.	Bushels. 1879.	Acres.	Bearing trees.	Bushels. 1879.		Acres.	Value of produce sold in 1879.	Acres.	Grapes sold in 1879.	Wine made in 1879.	Value of produce sold in 1879.	Honey.	Wax.	Amount of wood cut in 1879.	Value of all forest products sold or consumed in 1879.
Acres.	Lbs.	Acres.	Bush.	Acres.	Bush.	Acres.	Lbs.	No.	No.	No.	No.	No.	No.	Dollars.	No.	Dollars.	No.	Lbs.	Galls.	Dollars.	Lbs.	Lbs.	Cords.	Dollars.
76	77	78	79	80	81	82	83	84	85	86	87	88	89	90	91	92	93	94	95	96	97	98	99	100
			40						70			10		20		20							10	10 1
			10						20					10		10								2
			20						20			20		10		10							20	20 3
			20																					4
		1/2	30		10											20							20	20 5
			25					9	20		2	20		10									10	10 6
			20	1/2		5			100			100		25		40								7
			10																					8
			30						30			20		10		24								9
			50		20				100			50		50		120								10

(11) (5) (8)

D.

[7–306.]

Page No. 8
Supervisor's Dist: No. 7
Enumeration Dist: No. 127

NOTE A.—The light dotted perpendicular lines, which divide the spaces intended for numbers on this Schedule, are intended to separate the units, tens, &c., from each other, and the Enumerator should be careful that the figures are written within the small spaces so formed, thus: | | 7 | 4 |, the units in the right-hand small spaces. | | 4 | 2 | 1 | | | 3 | 9 |

NOTE B.—Make an affirmative entry by a slanting line (thus /) in one of the three columns 2, 3, and 4, according as the fact is in the case of each farm—in column 2, if the occupier is the owner of the farm; in column 3, if he is the tenant at a fixed money rental; in column 4, if he conducts it for a share of the product.

NOTE C.—Enumerators will observe that there are 100 questions relating to each farm, which are arranged in four successive divisions of each schedule page.

SCHEDULE 2.—Productions of Agriculture in Grape Gen Township in the County of Ray, State of Missouri

enumerated by me on the 4th day of June, 1880. Wm M Morse,

Enumerator.

OF THE PERSON WHO CONDUCTS THIS FARM.				ACRES OF LAND.				FARM VALUES.			FENCES.		LABOR.			GRASS LANDS.							
	TENURE.			IMPROVED.		UNIMPROVED.										ACREAGE 1879.		PRODUCTS HARVESTED IN 1879.				
THE NAME.	Owner.	Rents for fixed money rental.	Rents for shares of products.	Tilled, including fallow and grass in rotation, (whether pasture or meadow.)	Permanent meadows, permanent pastures, orchards, vineyards.	Woodland and forest.	Other unimproved, including "old fields" not growing wood.	Of farm, including land, fences, and buildings.	Of farming implements and machinery.	Of Live Stock.	Cost of building and repairing in 1879.	Cost of fertilizers purchased in 1879.	Amount paid for wages for farm labor during 1879, including value of board.	Weeks hired labor in 1879 upon farm (and dairy) excluding house-work.	Estimated value of all farm productions (sold, consumed, or on hand) for 1879.	Mown.	Not Mown.	Hay.	Clover Seed.	Grass Seed.	Horses of all ages on hand June 1, 1880.	Mules and Asses, all ages, on hand June 1, 1880.
				No.	No.	No.	No.	Dollars.	Dollars.	Dollars.	Dollars.	Dollars.	Dollars.	No.	Dollars.	Acres.	Acres.	Tons.	Bushels.	Bushels.	No.	No.
1	2	3	4	5	6	7	8	9	10	11	12	13	14	15	16	17	18	19	20	21	22	23
1 Dow A. B.	1.			80				1200	100	300	60		20	8	450	10		15			2	1
2 Stoudamoor James H.	1.			180	20			3200	125	300	20		30		500						2	
3 Ritter Morris	1.			200	160	20	20	4000	125	800	20		50	20	650	20		30			2	2
4 Milstead Alexander			1.	50	20	10		600	75	660	25		25	6	600	15		11			1	3
5 Underwood William S.		1.		100	20	40		1600	35	300		12			450	20		20			3	2
6 Ford George K.		1.		40				500	20	300					250						2	1
7 Proffit William H.		1.		220	70	60		2500	35	480					400						3	
8																						
9																						
10																						

NEAT CATTLE AND THEIR PRODUCTS.										SHEEP.										SWINE.	POULTRY ON HAND JUNE 1ST, 1880, EXCLUSIVE OF SPRING HATCHING.		EGGS PRODUCED IN 1879.
ON HAND JUNE 1, 1880.			MOVEMENT, 1879.							ON HAND JUNE 1, 1880.	MOVEMENT, 1879.							CLIP, SPRING 1880, SHORN AND TO BE SHORN.					
			Cattle of all ages					Milk sold, or sent to butter and cheese factories in 1879.	Butter made on the farm in 1879.	Cheese made on the farm in 1879.		Lambs dropped.	Sheep and lambs									On hand June 1, 1880.	Farm-yard.	Other.	
Working oxen.	Milch cows.	Other.	Calves dropped.	Purchased.	Sold living.	Slaughtered.	Died, strayed, and stolen, and not recovered.						Purchased.	Sold living.	Slaughtered.	Killed by dogs.	Died of disease.	Died of stress of weather.	Fleeces.	Weight.				
No.	No.	No.	No.	No.	No.	No.	No.	Gallons.	Lbs.	Lbs.	No.	No.	No.	No.	No.	No.	No.	No.	No.	Lbs.	No.	No.	No.	Doz.
24	25	26	27	28	29	30	31	32	33	34	35	36	37	38	39	40	41	42	43	44	45	46	47	48
1	3	12	2				1		200												8	20	10	20
2	4	7	4		3				375												35	25	15	25
3	6	18	2		5				425		35	17							35	200	30	60	20	50
4	3	2	4						220		31	9							22	88	15	30	30	70
5	3	1			1				200												26	40	20	50
6	1	20	1	10	10				75												9	20	20	40
7	3		1						200												21	25	10	30
8																								
9																								
10																								

CEREALS.												PULSE.		FIBER.						SUGAR.						BROOM CORN. 1879.	
BARLEY. 1879.		BUCKWHEAT. 1879.		INDIAN CORN. 1879.		OATS. 1879.		RYE. 1879.		WHEAT. 1879.				FLAX—1879.				HEMP.		SORGHUM—1879.			MAPLE—1879.				
Area.	Crop.	Area.	Crop.	Area.	Crop.	Area.	Crop.	Area.	Crop.	Area.	Crop.	Canada Peas, (1879) in 1879.	Beans, (Dry) in 1879.	Area in Crop.	Seed.	Straw.	Fiber.			Area in Crop.	Sugar.	Molasses.	Sugar.	Molasses.			
Acres.	Bush.	Acres.	Bush.	Acres.	Bush.	Acres.	Bush.	Acres.	Bush.	Acres.	Bush.	Bush.	Bush.	Acres.	Bush.	Tons.	Lbs.	Acs.	Tns.	Acres.	Lbs.	Galls.	Lbs.	Galls.	Acs.	Lbs.
49	50	51	52	53	54	55	56	57	58	59	60	61	62	63	64	65	66	67	68	69	70	71	72	73	74	75
1				80	4000																	40				
2				180	6000																	40				
3				80	4000	10	400															60				
4				30	1200	10	240													3		20				
5				100	5400																					
6				40	1300	7	150															36				
7				45	1000	8	200															10				
8																										
9																										
10																										

HOPS. 1879.		POTATOES, (Irish.) 1879.		POTATOES, (Sweet.) 1879.		TOBACCO. 1879.		ORCHARDS—1879.							NURSERIES.		VINEYARDS.			MARKET GARDENS.	BEES—1879.		FOREST PRODUCTS.	
								APPLE.			PEACH.													
Area.	Crop.	Area.	Crop.	Area.	Crop.	Area.	Crop.	Acres.	Bearing trees.	Bushels. 1879.	Acres.	Bearing trees.	Bushels. 1879.	Total value of orchard products of all kinds sold or consumed.	Acres.	Value of produce sold in 1879.	Acres.	Grapes sold in 1879.	Wine made in 1879.	Value of produce sold in 1879.	Honey.	Wax.	Amount of wood cut in 1879.	Value of all forest products sold or consumed in 1879.
Acres.	Lbs.	Acres.	Bush.	Acres.	Bush.	Acres.	Lbs.	No.	No.	No.	No.	No.	No.	Dollars.	No.	Dollars.	No.	Lbs.	Galls.	Dollars.	Lbs.	Lbs.	Cords.	Dollars.
76	77	78	79	80	81	82	83	84	85	86	87	88	89	90	91	92	93	94	95	96	97	98	99	100
1			20						20			20		50		10								
2			20						10			10		70		70								
3			40					4	100		1/2			20		20								
4		1/3	40													30							20	20
5			20						40			20		20		40							10	10
6			40													20								
7			50	1/8	10																		20	20
8																								
9																								
10																								

1/3 = 1/3 1/2

Received July 30, 1880.

[7–306.]

A.

Page No. 9
Supervisor's Dist: No. 7
Enumeration Dist: No. 127

NOTE A.—The light dotted perpendicular lines, which divide the spaces intended for numbers on this Schedule, are intended to separate the units, tens, &c., from each other, and the Enumerator should be careful that the figures are written within the small spaces so formed, thus: 7|4, the units 4|2|1, in the right-hand small spaces. 3|9

NOTE B.—Make an affirmative entry by a slanting line (thus /) in one of the three columns 2, 3, and 4, according as the fact is in the case of each farm—in column 2, if the occupier is the owner of the farm; in column 3, if he is the tenant at a fixed money rental; in column 4, if he conducts it for a share of the product.

NOTE C.—Enumerators will observe that there are 100 questions relating to each farm, which are arranged in four successive divisions of each schedule page.

SCHEDULE 2.—Productions of Agriculture in Grape Grove Township in the County of Pay, State of Missouri

enumerated by me on the 5th day of June, 1880. Wm M Morse, *Enumerator.*

OF THE PERSON WHO CONDUCTS THIS FARM.				ACRES OF LAND.				FARM VALUES.			FENCES.		LABOR.			GRASS LANDS.						
	TENURE.			IMPROVED.		UNIMPROVED.										ACREAGE 1879.		PRODUCTS HARVESTED IN 1879.				
THE NAME.	Owner.	Rents for fixed money rental.	Rents for shares of products.	Tilled, including fallow and grass in rotation, (whether pasture or meadow.)	Permanent meadows, permanent pastures, orchards, vineyards.	Woodland and forest.	Other unimproved, including "old fields" not growing wood.	Of farm, including land, fences, and buildings.	Of farming implements and machinery.	Of Live Stock.	Cost of building and repairing in 1879.	Cost of fertilizers purchased in 1879.	Amount paid for wages for farm labor during 1879, including value of board.	Weeks hired labor in 1879 upon farm, (and dairy,) excluding house-work.	Estimated value of all farm productions (sold, consumed, or on hand) for 1879.	Mown.	Not Mown.	Hay.	Clover Seed.	Grass Seed.	Horses of all ages on hand June 1, 1880.	Mules and Asses, all ages, on hand June 1, 1880.
				No.	No.	No.	No.	Dollars.	Dollars.	Dollars.	Dollars.	Dollars.	Dollars.	No.	Dollars.	Acres.	Acres.	Tons.	Bushels.	Bushels.	No.	No.
1	2	3	4	5	6	7	8	9	10	11	12	13	14	15	16	17	18	19	20	21	22	23
1 Markwood James	1.			44	4			600	30	300					275	4		6			2	1 1
2 Shrickengast Stephen	1.			80	30			2000	50	600		100			400	10		10			5	2
3 Sayler Henry H.	1.			240	140	10		4000	150	900	125	150	25	8	1000	20		25			6	5 3
4 Norris Elizabeth J.	1.			20				400		150					150						2	2 4
5 McGuinn William		1.		60		20		700	20	100	10				250						2	5
6 Wream Willis		1.		30		10		300	10	200	10				150	5		5			2	6
7 Hill Elizabeth	1.			90	40			1500		400			35		450						2	1 7
8 Cramer Matilda	1			200	30	100		3000	100	1000	40	20	20	5	1000	10		10			7	7 8
9 Hill Rachael		1.		9				100		200					100						1	9
10 Penfro John	1.			200	10	80		3000	50	600	40		50	15	700	10		10			5	2 10

NEAT CATTLE AND THEIR PRODUCTS.											SHEEP.									SWINE.	POULTRY ON HAND JUNE 1st, 1880, EXCLUSIVE OF SPRING HATCHING.		EGGS PRODUCED IN 1879.
ON HAND JUNE 1, 1880.			MOVEMENT, 1879.								ON HAND JUNE 1, 1880.	MOVEMENT, 1879.							CLIP, SPRING 1880, SHORN AND TO BE SHORN.		ON HAND JUNE 1, 1880.			
			Calves dropped.	Cattle of all ages				Milk sold, or sent to butter and cheese factories in 1879.	Butter made on the farm in 1879.	Cheese made on the farm in 1879.		Lambs dropped.	Sheep and lambs						Fleeces.	Weight.		Barn-yard.	Other.	
Working oxen.	Milch cows.	Other.	Purchased.	Sold living.	Slaughtered.	Died, strayed, and stolen, and not recovered.							Purchased.	Sold living.	Slaughtered.	Killed by dogs.	Died of disease.	Died of gross of weather.					
No.	No.	No.	No.	No.	No.	No.	No.	Gallons.	Lbs.	Lbs.	No.	No.	No.	No.	No.	No.	No.	No.	No.	Lbs.	No.	No.	No.	Doz.
24	25	26	27	28	29	30	31	32	33	34	35	36	37	38	39	40	41	42	43	44	45	46	47	48
1	1		1						75												18	50	10	25 1
2	2	1	1	1	2				150												15	20	20	40 2
3	5	3	3						300												12	100	20	100 3
4	3	2							125		3	3							1	6	4	40		30 4
5	1	1							60												3	24		20 5
6	2	1	1						100												1	18		20 6
7	4		2						250												18	24	10	20 7
8	6	18	5		4	1	7		450		30	14			6			2	30	150	70	100	10	100 8
9	3		3						175												20	20	20	70 9
10	4		4						225												12	50	10	50 10

CEREALS.												PULSE.		FIBER.						SUGAR.					BROOM CORN. 1879.	
BARLEY. 1879.		BUCKWHEAT. 1879.		INDIAN CORN. 1879.		OATS. 1879.		RYE. 1879.		WHEAT 1879.		Canada Peas. (Dry.) in 1879.	Beans. (Dry.) in 1879.	FLAX—1879.				HEMP.		SORGHUM—1879.			MAPLE—1879.			
Area.	Crop.	Area.	Crop.	Area.	Crop.	Area.	Crop.	Area.	Crop.	Area.	Crop.			Area in Crop.	Seed.	Straw.	Fiber.			Area in Crop.	Sugar.	Molasses.	Sugar.	Molasses.		
Acres.	Bush.	Acres.	Bush.	Acres.	Bush.	Acres.	Bush.	Acres.	Bush.	Acres.	Bush.	Bush.	Bush.	Acres.	Bush.	Tons.	Lbs.	Acs.	Tns.	Acres.	Lbs.	Galls.	Lbs.	Galls.	Acs.	Lbs.
49	50	51	52	53	54	55	56	57	58	59	60	61	62	63	64	65	66	67	68	69	70	71	72	73	74	75
1				40	1200																					1
2				50	1600	6	200			6	72									1		190				2
3				100	4500					40	480									1		160				3
4				20	700																	160				4
5				40	1500																					5
6				20	600																	20				6
7				50	1650	4	125			7	90									3		40				7
8				70	3500					10	120											70				8
9				9	200																					9
10				40	1300	6	200			10	140											50				10

HOPS. 1879.		POTATOES, (Irish.) 1879.		POTATOES, (Sweet.) 1879.		TOBACCO. 1879.		ORCHARDS—1879.					NURSERIES.		VINEYARDS.			MARKET GARDENS.	BEES—1879.		FOREST PRODUCTS.	
								APPLE.			PEACH.											
Area.	Crop.	Area.	Crop.	Area.	Crop.	Area.	Crop.	Acres.	Bearing trees.	Bushels. 1879.	Acres.	Bearing trees.	Bushels. 1879.	Total value of orchard products of all kinds sold or consumed.	Acres.	Value of produce sold in 1879.	Acres.	Grapes sold in 1879.	Wine made in 1879.	Value of produce sold in 1879.	Honey.	Wax.	Amount of wood cut in 1879.	Value of all forest products sold or consumed in 1879.
Acres.	Lbs.	Acres.	Bush.	Acres.	Bush.	Acres.	Lbs.	No.	No.	No.	No.	No.	No.	Dollars.	No.	Dollars.	No.	Lbs.	Galls.	Dollars.	Lbs.	Lbs.	Cords.	Dollars.
76	77	78	79	80	81	82	83	84	85	86	87	88	89	90	91	92	93	94	95	96	97	98	99	100
1			50													50								
2			40													20								
3			15						100			20		40		40							10	10
4			10													20								
5	4		20													10							20	70
6			10																				8	8
7			40					6	50		2	50		10		20								
8			25						50			70		40		70								
9			10						10							40							20	10
10			40						50			70		20		60							10	10

B.

[7–306.]

Page No. 10
Supervisor's Dist: No. 7
Enumeration Dist: No. 127

NOTE A.—The light dotted perpendicular lines, which divide the spaces intended for numbers on this Schedule, are intended to separate the units, tens, &c., from each other, and the Enumerator should be careful that the figures are written within the small spaces so formed, thus: 7|4, the unit in the right-hand small spaces. 4|2|1 3|9

NOTE B.—Make an affirmative entry by a slanting line (thus /) in one of the three columns 2, 3, and 4, according as the fact is in the case of each farm—in column 2, if the occupier is the owner of the farm; in column 3, if he is the tenant at a fixed money rental; in column 4, if he conducts it for a share of the product.

NOTE C.—Enumerators will observe that there are 100 questions relating to each farm, which are arranged in four successive divisions of each schedule page

SCHEDULE 2.—Productions of Agriculture in Grape Grove Township in the County of Ray, State of Missouri

enumerated by me on the 5th day of June, 1880.

Wm M Moore,
Enumerator.

OF THE PERSON WHO CONDUCTS THIS FARM.				ACRES OF LAND.				FARM VALUES.			FENCES.		LABOR.			GRASS LANDS.						
	TENURE.			IMPROVED.		UNIMPROVED.										ACRES OF 1879.		PRODUCTS HARVESTED IN 1879.				
THE NAME.	Owner.	Rents for fixed money rental.	Rents for shares of products.	Tilled, including fallow and grass in rotation, (whether pasture or meadow.)	Permanent meadow-, permanent pastures, orchards, vineyards.	Woodland and forest.	Other unimproved, (excluding "old fields" not growing wood.	Of farm, including land, fences, and buildings.	Of farming implements and machinery.	Of Live Stock.	Cost of building and repairing in 1879.	Cost of fertilizers purchased in 1879.	Amount paid for wages for farm labor during 1879, including value of board.	Weeks hired labor in 1879 upon farm (and dairy) excluding house-work.	Estimated value of all farm productions (sold, consumed, or on hand) for 1879.	Mown.	Not Mown.	Hay.	Clover Seed.	Grass Seed.	Horses of all ages on hand June 1, 1880.	Mules and Asses, all ages, on hand June 1, 1880.
				No.	No.	No.	No.	Dollars.	Dollars.	Dollars.	Dollars.	Dollars.	Dollars.	No.	Dollars.	Acres.	Acres.	Tons.	Bushels.	Bushels.	No.	No.
1	2	3	4	5	6	7	8	9	10	11	12	13	14	15	16	17	18	19	20	21	22	23
1 Mizner Joseph			1	26				300	10	200					400						3	1
2 Bowman James			1	35		10		600	20	600	30				250						2	5
3 Wild Mr Samuel	1			1040	300	640		11000	250	2500	75				1000						14	9
4 Thomson R Simpson	1			410	60	200		8000	150	2100	100	40	15	4	900	60		30			14	8
5 Wilson Stinsard	1			40		10		500	25	400					200						4	2
6 Steele Linna	1			80	15	40		1200	15	800					400						2	2
7 Wild Robert C.	1			260	30	150		5200	100	900	100		150	52	1000	30		20			5	2
8 Webb Hall K.			1	25				500	20	150					250						2	
9 Dotson John J.	1			48	8	20		800	60	350					500						3	
10 Cramer Henry	1			200	120	20		2800	120	2200		50	150	40	1000	20		40			6	6

NEAT CATTLE AND THEIR PRODUCTS.											SHEEP.									SWINE.	POULTRY ON HAND JUNE 1ST, 1880, EXCLUSIVE OF SPRING HATCHING.		EGGS PRODUCED IN 1879.
ON HAND JUNE 1, 1880.			MOVEMENT, 1879.								ON HAND JUNE 1, 1880.	MOVEMENT, 1879.							CLIP, SPRING 1880, SHORN AND TO BE SHORN.		ON HAND JUNE 1, 1880.			
			Cattle of all ages					Milk sold, or sent to butter and cheese factories in 1879.	Butter made on the farm in 1879.	Cheese made on the farm in 1879.		Sheep and lambs											
Working oxen.	Milch cows.	Other.	Calves dropped.	Purchased.	Sold living.	Slaughtered.	Died, strayed, and stolen, and not recovered.					Lambs dropped.	Purchased.	Sold living.	Slaughtered.	Killed by dogs.	Died of disease.	Died of stress of weather.	Fleeces.	Weight.		Barnyard.	Other.	
No.	No.	No.	No.	No.	No.	No.	No.	Gallons.	Lbs.	Lbs.	No.	No.	No.	No.	No.	No.	No.	No.	No.	Lbs.	No.	No.	No.	Doz.
24	25	26	27	28	29	30	31	32	33	34	35	36	37	38	39	40	41	42	43	44	45	46	47	48
	1		1						75												12	40		40
	5	2	1						400												11	24	10	25
	8	32	6			7			600		18	10							18	90	80	100	40	200
	5	30	4						440		40	20			5		2		40	240	50	30	10	50
	1		1						60												8	20		20
	4	2	4						240		4	2							4	20	10	40	20	40
	4	18	4			3	1		260		24	24							24	120	40	50	20	70
	2		1						150												9	36		30
	2								100												10	24	50	20
	3	20	2	1		9			175		17	0			6				17	90	60	100	20	100

CEREALS.												PULSE.		FIBER.						SUGAR.						BROOM CORN. 1879.	
BARLEY. 1879.		BUCKWHEAT. 1879.		INDIAN CORN. 1879.		OATS. 1879.		RYE. 1879.		WHEAT. 1879.		Canada Peas, (Dry.) in 1879.	Beans, (Dry.) in 1879.	FLAX—1879.				HEMP.		SORGHUM—1879.			MAPLE—1879.				
Area.	Crop.	Area.	Crop.	Area.	Crop.	Area.	Crop.	Area.	Crop.	Area.	Crop.			Area in Crop.	Seed.	Straw.	Fiber.			Area in Crop.	Sugar.	Molasses.	Sugar.	Molasses.		Area.	Crop.
Acres.	Bush.	Acres.	Bush.	Acres.	Bush.	Acres.	Bush.	Acres.	Bush.	Acres.	Bush.	Bush.	Bush.	Acres.	Bush.	Tons.	Lbs.	Acs.	Tns.	Acres.	Lbs.	Galls.	Lbs.	Gall's		Acs.	Lbs.
49	50	51	52	53	54	55	56	57	58	59	60	61	62	63	64	65	66	67	68	69	70	71	72	73		74	75
				26	600																	30					
				25	900																	40					
				100	4000	18	400	3	25													50					
				80	2200	10	400			4	20											20					
				10	320					3	30											40					
				60	2400					10	100											60				1	40
				25	1000	10	400			10	120											40					
				20	800	3	80			7	70											40					
				40	1600					8	90											30					
				50	2000	8	400			10	100											40					

HOPS. 1879.		POTATOES. (Irish.) 1879.		POTATOES. (Sweet.) 1879.		TOBACCO. 1879.		ORCHARDS—1879.						NURSERIES.		VINEYARDS.			MARKET GARDENS.	BEES—1879.		FOREST PRODUCTS.	
								APPLE.			PEACH.												
Area.	Crop.	Area.	Crop.	Area.	Crop.	Area.	Crop.	Acres.	Bearing trees.	Bushels. 1879.	Acres.	Bearing trees.	Bushels. 1879.	Total value of orchard products of all kinds sold or consumed.	Acres.	Value of produce sold in 1879.	Acres.	Grapes sold in 1879.	Wine made in 1879.	Value of produce sold in 1879.	Honey.	Wax.	Amount of wood cut in 1879.	Value of all forest products sold or consumed in 1879.
Acres.	Lbs.	Acres.	Bush.	Acres.	Bush.	Acres.	Lbs.	No.	No.	No.	No.	No.	No.	Dollars.	No.	Dollars.	No.	Lbs.	Galls.	Dollars.	Lbs.	Lbs.	Cords.	Dollars.
76	77	78	79	80	81	82	83	84	85	86	87	88	89	90	91	92	93	94	95	96	97	98	99	100
			40		20				20			40		10		20							10	10
			50		5				90			120		40		70							20	20
			40		10				20			40		10		30							10	10
			20		6				10			60		10		40							10	00
		4	10	1/2					10		5	20		10		20							10	10
			10		2				40			100		20		10							10	10
			40						40			30		25		40							20	10
			20						10			20		10		10								
			40						20			10		10		20							10	10
			40		05				65			70		40		40							20	20

[7–306.]

Received July 30, 1880.
C.

Page No. 11
Supervisor's Dist: No. 7
Enumeration Dist: No. 127

NOTE A.—The light dotted perpendicular lines, which divide the spaces intended for numbers on this Schedule, are intended to separate the units, tens, &c., from each other, and the Enumerator should be careful that the figures are written within the small spaces so formed, thus: | | 7 | 4 |, the units in the right-hand small spaces. | | 4 | 2 | 1 | | | 3 | 9 |

NOTE B.—Make an affirmative entry by a slanting line (thus /) in one of the three columns 2, 3, and 4, according as the fact is in the case of each farm—in column 2, if the occupier is the owner of the farm; in column 3, if he is the tenant at a fixed money rental; in column 4, if he conducts it for a share of the product.

NOTE C.—Enumerators will observe that there are 100 questions relating to each farm, which are arranged in four successive divisions of each schedule page.

SCHEDULE 2.—Productions of Agriculture in Grape Grove Township in the County of Ray, State of Missouri

enumerated by me on the 5th day of June, 1880.

Wm M Morse
Enumerator.

OF THE PERSON WHO CONDUCTS THIS FARM.				ACRES OF LAND.				FARM VALUES.			FENCES.		LABOR.			GRASS LANDS.						
	TENURE.			IMPROVED.		UNIMPROVED.										ACREAGE 1879.		PRODUCTS HARVESTED IN 1879.				
THE NAME.	Owner.	Rents for fixed money rental.	Rents for shares of products.	Tilled, including fallow and grass in rotation, (whether pasture or meadow.)	Permanent meadows, permanent pastures, orchards, vineyards.	Woodland and forest.	Other unimproved, including "old fields" not growing wood.	Of farm, including land, fences, and buildings.	Of farming implements and machinery.	Of Live Stock.	Cost of building and repairing in 1879.	Cost of fertilizers purchased in 1879.	Amount paid for wages for farm labor during 1879, including value of board.	Weeks hired labor in 1879 upon farm (and dairy) excluding house-work.	Estimated value of all farm productions (sold, consumed, or on hand) for 1879.	Mown.	Not Mown.	Hay.	Clover Seed.	Grass Seed.	Horses of all ages on Farm June 1, 1880.	Mules and Asses, all ages, on hand June 1, 1880.
				No.	No.	No.	No.	Dollars.	Dollars.	Dollars.	Dollars.	Dollars.	Dollars.	No.	Dollars.	Acres.	Acres.	Tons.	Bushels.	Bushels.	No.	No.
1	2	3	4	5	6	7	8	9	10	11	12	13	14	15	16	17	18	19	20	21	22	23
1 Cramer John E.	1.			100	40	20		2000	75	1000					900	10		15			3	7
2 Lehenny Nathaniel M.		1.		120				2000	100	820	30		15	6	600						1	2
3 Suggs Isaac Wade	1.			100	60	10		2000	25	850					700	10		10			1	2
4 McGinnis Lilburn J.	1.			70	20	25		1500	40	400					600						2	1
5 McGinnis John	1.			100	15	60		2000	50	600					650	12		15			5	4
6																						
7																						
8																						
9																						
10																						

NEAT CATTLE AND THEIR PRODUCTS.												SHEEP.										SWINE.	POULTRY ON HAND JUNE 1ST, 1880, EXCLUSIVE OF SPRING HATCHING.		
ON HAND JUNE 1, 1880.			MOVEMENT, 1879.										MOVEMENT, 1879.							CLIP, SPRING 1880, SHORN AND TO BE SHORN.						
			Cattle of all ages										Sheep and lambs												
Working oxen.	Milch cows.	Other.	Calves dropped.	Purchased.	Sold living.	Slaughtered.	Died, strayed, lost, stolen, and not recovered.	Milk sold or sent to butter and cheese factories in 1879.	Butter made on the farm in 1879.	Cheese made on the farm in 1879.	On hand June 1, 1880.	Lambs dropped.	Purchased.	Sold living.	Slaughtered.	Killed by dogs.	Died of disease.	Died of stress of weather.	Fleeces.	Weight.	On hand June 1, 1880.	Barn-yard.	Other.	Eggs PRODUCED IN 1879.
No.	No.	No.	No.	No.	No.	No.	No.	Gallons.	Lbs.	Lbs.	No.	No.	No.	No.	No.	No.	No.	No.	No.	Lbs.	No.	No.	No.	Doz.
24	25	26	27	28	29	30	31	32	33	34	35	36	37	38	39	40	41	42	43	44	45	46	47	48
1	3	18	3						250		13	7			2				18	70	40	75	20	40
2	5		2						400												4	50	40	50
3	3	14	1						300		62	19							62	200	40	36	20	40
4	1	6	6						60		20	10							20	140	29	19	10	40
5	3	12	1						200		11	1							11	66	27	24	15	40
6																								
7																								
8																								
9																								
10																								

CEREALS.												PULSE.		FIBER.						SUGAR.						BROOM CORN. 1879.	
BARLEY. 1879.		BUCKWHEAT. 1879.		INDIAN CORN. 1879.		OATS. 1879.		RYE. 1879.		WHEAT. 1879.				FLAX—1879.				HEMP.		SORGHUM—1879.			MAPLE—1879.				
Area.	Crop.	Area.	Crop.	Area.	Crop.	Area.	Crop.	Area.	Crop.	Area.	Crop.	Canada Peas, (Dry,) in 1879.	Beans, (Dry,) in 1879.	Area in Crop.	Seed.	Straw.	Fiber.			Area in Crop.	Sugar.	Molasses.	Sugar.	Molasses.			
Acres.	Bush.	Acres.	Bush.	Acres.	Bush.	Acres.	Bush.	Acres.	Bush.	Acres.	Bush.	Bush.	Bush.	Acres.	Bush.	Tons.	Lbs.	Acs.	Tns.	Acres.	Lbs.	Galls.	Lbs.	Galls.	Acs.	Lbs.
49	50	51	52	53	54	55	56	57	58	59	60	61	62	63	64	65	66	67	68	69	70	71	72	73	74	75
1				50	1800	8	240			10	75											40				
2				120	4500	1	10																			
3				30	1250	4	120	9	40	10	90									3		20				
4				20	1200	16	480	1	10	16	156											30				
5				35	1400	7	200			8	96															
6																										
7																										
8																										
9																										
10																										

HOPS. 1879.		POTATOES, (Irish.) 1879.		POTATOES, (Sweet.) 1879.		TOBACCO. 1879.		ORCHARDS—1879.						NURSERIES.		VINEYARDS.			MARKET GARDENS.	BEES—1879.		FOREST PRODUCTS.	
								APPLE.			PEACH.												
Area.	Crop.	Area.	Crop.	Area.	Crop.	Area.	Crop.	Acres.	Bearing trees.	Bushels. 1879.	Acres.	Bearing trees.	Bushels. 1879.	Total value of orchard products of all kinds sold or consumed.	Acres.	Value of produce sold in 1879.	Acres.	Grapes sold in 1879.	Wine made in 1879.	Value of produce sold in 1879.	Honey.	Wax.	Amount of wood cut in 1879.	Value of all forest products sold or consumed in 1879.
Acres.	Lbs.	Acres.	Bush.	Acres.	Bush.	Acres.	Lbs.	No.	No.	No.	No.	No.	No.	Dollars.	No.	Dollars.	No.	Lbs.	Galls.	Dollars.	Lbs.	Lbs.	Cords.	Dollars.
76	77	78	79	80	81	82	83	84	85	86	87	88	89	90	91	92	93	94	95	96	97	98	99	100
1			15						110			100		20		40					20	2	10	10
2		3	56		30				40			7		10		70								
3			40	1	10			7	16		2	40		20		40								
4			50		10				50			20		10		10							10	10
5			40		5				100			50		40		20							10	10
6																							11	10
7																								
8																								
9																								
10																								

D.

[7–306.]

Page No. 12
Supervisor's Dist. No. 2
Enumeration Dist. No. 127

NOTE A.—The light dotted perpendicular lines, which divide the spaces intended for numbers on this Schedule, are intended to separate the units, tens, &c., from each other, and the Enumerator should be careful that the figures are written within the small spaces so formed, thus: 74, 421, 39, the units in the right-hand small spaces.

NOTE B.—Make an affirmative entry by a slanting line (thus /) in one of the three columns 2, 3, and 4, according as the fact is in the case of each farm—in column 2, if the occupier is the owner of the farm; in column 3, if he is the tenant at a fixed money rental; in column 4, if he conducts it for a share of the product.

NOTE C.—Enumerators will observe that there are 100 questions relating to each farm, which are arranged in four successive divisions of each schedule page.

SCHEDULE 2.—Productions of Agriculture in Grape Grove Township in the County of Pike, State of Missouri

enumerated by me on the 7th day of June, 1880. Wm M Morse, *Enumerator.*

OF THE PERSON WHO CONDUCTS THIS FARM.				ACRES OF LAND.				FARM VALUES.			FENCES.		LABOR.			GRASS LANDS.				Horses of all ages on hand June 1, 1880.	Mules and Asses, all ages, on hand June 1, 1880.
	TENURE.			IMPROVED.		UNIMPROVED.										ACREAGE 1879.		PRODUCTS HARVESTED IN 1879.				
THE NAME.	Owner.	Rents for fixed money rental.	Rents for shares of products.	Tilled, including fallow and grass in rotation, (whether pasture or meadow.)	Permanent meadows, permanent pastures, orchards, vineyards.	Woodland and forest.	Other unimproved, including "old fields" not growing wood.	Of farm, including land, fences, and buildings.	Of farming implements and machinery.	Of Live Stock.	Cost of building and repairing in 1879.	Cost of fertilizers purchased in 1879.	Amount paid for wages for farm labor during 1879, including value of board.	Weeks hired labor in 1879 upon farm (and dairy) excluding house-work.	Estimated value of all farm productions (sold, consumed, or on hand) for 1879.	Mown.	Not Mown.	Hay.	Clover Seed.	Grass Seed.		
				No.	No.	No.	No.	Dollars.	Dollars.	Dollars.	Dollars.	Dollars.	Dollars.	No.	Dollars.	Acres.	Acres.	Tons.	Bushels.	Bushels.	No.	No.
1	2	3	4	5	6	7	8	9	10	11	12	13	14	15	16	17	18	19	20	21	22	23
1 McEuston Benjamin F.	1			50	60	30		5000	100	800	150		100	30	500	40	20	40			6	6
2 Hare Robert L.	1			15		5		300	20	100					200						1	
3 Ernst William L.		1		70		30		1000	30	200			20	4	400						1	2
4 Lusk Jane		1		40				700	10	400			20	4	300						5	2
5 Powell David	1			20				200	10	100	25		6		200						1	
6 Cate Edward H.	1			19		2		275	10	200	20				200						3	
7 Sherwood John	1			1				100		100					200						1	
8 Pettyman James R.	1			10				150		300					200						3	
9 Masterson James E.	1			2				150		300					300						2	
10 White Arthur		1		4				200		200					300						2	

NEAT CATTLE AND THEIR PRODUCTS.

	ON HAND JUNE 1, 1880.			MOVEMENT, 1879.					Milk sold, or sent to butter and cheese factories in 1879.	Butter made on the farm in 1879.	Cheese made on the farm in 1879.
					Cattle of all ages						
	Working oxen.	Milch cows.	Other.	Calves dropped.	Purchased.	Sold living.	Slaughtered.	Died, strayed, and stolen, and not recovered.			
	No.	No.	No.	No.	No.	No.	No.	No.	Gallons.	Lbs.	Lbs.
	24	25	26	27	28	29	30	31	32	33	34
1		2	52	7	8	18				140	
2		1	1	1						60	
3		1	1	1	2	4				60	
4		1	1	1						50	
5		1	1	2		2				60	
6		1	1	2						50	
7		1		1						50	
8		1	1	1		1				60	
9		2	1	1						120	
10		1	1	1	2	3				70	

SHEEP.

	On hand June 1, 1880.	MOVEMENT, 1879.							CLIP, SPRING 1880, SHORN AND TO BE SHORN.		SWINE.	POULTRY ON HAND JUNE 1ST, 1880, EXCLUSIVE OF SPRING HATCHING.		EGGS PRODUCED IN 1879.
			Sheep and lambs											
		Lambs dropped.	Purchased.	Sold living.	Slaughtered.	Killed by dogs.	Died of disease.	Died of stress of weather.	Fleeces.	Weight.	On hand June 1, 1880.	Barn-yard.	Other.	
	No.	No.	No.	No.	No.	No.	No.	No.	No.	Lbs.	No.	No.	No.	Doz.
	35	36	37	38	39	40	41	42	43	44	45	46	47	48
1											90	24	40	150
2											6	20	10	40
3											7	36	10	40
4											9	40	30	80
5									3	13	27	24	10	40
6											4	30	7	26
7											34	40		20
8											7	40	20	60
9											5	36		40
10											12	40	10	50

CEREALS.

	BARLEY. 1879.		BUCKWHEAT. 1879.		INDIAN CORN. 1879.		OATS. 1879.		RYE. 1879.		WHEAT. 1879.		PULSE.	
	Area.	Crop.	Area.	Crop.	Area.	Crop.	Area.	Crop.	Area.	Crop.	Area.	Crop.	Canada Peas, (Dry.) in 1879.	Beans, (Dry.) in 1879.
	Acres.	Bush.	Acres.	Bush.	Acres.	Bush.	Acres.	Bush.	Acres.	Bush.	Acres.	Bush.	Bush.	Bush.
	49	50	51	52	53	54	55	56	57	58	59	60	61	62
1					60	2000								
2					9	400								
3					30	1200								
4					20	1000								
5					10	460								
6					8	300								
7														
8					4	150								
9														
10														

FIBER. / SUGAR.

	FIBER. FLAX—1879.				FIBER. Hemp.		SUGAR. SORGHUM—1879.			SUGAR. MAPLE—1879.		BROOM CORN. 1879.	
	Area in Crop.	Seed.	Straw.	Fiber.			Area in Crop.	Sugar.	Molasses.	Sugar.	Molasses.		
	Acres.	Bush.	Tons.	Lbs.	Acs.	Tns.	Acres.	Lbs.	Galls.	Lbs.	Galls.	Acs.	Lbs.
	63	64	65	66	67	68	69	70	71	72	73	74	75
1													
2									40				
3									70				
4									20				
5									9				
6							1/4		20				
7									30				
8									20				
9									40				
10									40				

ORCHARDS—1879. / NURSERIES. / VINEYARDS. / MARKET GARDENS. / BEES—1879. / FOREST PRODUCTS.

	HOPS. 1879.		POTATOES, (Irish.) 1879.		POTATOES, (Sweet.) 1879.		TOBACCO. 1879.		ORCHARDS—1879. APPLE.			ORCHARDS—1879. PEACH.			ORCHARDS—1879. Total value of orchard products of all kinds sold or consumed.	NURSERIES.		VINEYARDS.			MARKET GARDENS.	BEES—1879.		FOREST PRODUCTS.	
	Area.	Crop.	Area.	Crop.	Area.	Crop.	Area.	Crop.	Acres.	Bearing trees.	Bushels. 1879.	Acres.	Bearing trees.	Bushels. 1879.		Acres.	Value of produce sold in 1879.	Acres.	Grapes sold in 1879.	Wine made in 1879.	Value of produce sold in 1879.	Honey.	Wax.	Amount of wood cut in 1879.	Value of all forest products sold or consumed in 1879.
	Acres.	Lbs.	Acres.	Bush.	Acres.	Bush.	Acres.	Lbs.	No.	No.	No.	No.	No.	No.	Dollars.	No.	Dollars.	No.	Lbs.	Galls.	Dollars.	Lbs.	Lbs.	Cords.	Dollars.
	76	77	78	79	80	81	82	83	84	85	86	87	88	89	90	91	92	93	94	95	96	97	98	99	100
1				10		10				70	40		30		20		100					10		20	20
2				10																				10	10
3				90						10		1	10		10		70							10	10
4				10					2								10								
5			5	20	1	5							40				20							20	20
6				10		5				20			20		5		10							10	00
7				60		10				5							100								
8				20		10											70							10	10
9				40		10											40								
10				100		20											120								

Received July 30 1880.

A.

Page No. 13
Supervisor's Dist: No. 7
Enumeration Dist: No. 127

NOTE A.—The light dotted perpendicular lines, which divide the spaces intended for numbers on this Schedule, are intended to separate the units, tens, &c., from each other, and the Enumerator should be careful that the figures are written within the small spaces so formed, thus: | 7 | 4 |, the units in the right-hand small spaces. | 4 | 2 | 1 | | 3 | 9 |

NOTE B.—Make an affirmative entry by a slanting line (thus /) in one of the three columns 2, 3, and 4, according as the fact is in the case of each farm—in column 2, if the occupier is the owner of the farm; in column 3, if he is the tenant at a fixed money rental; in column 4, if he conducts it for a share of the product.

NOTE C.—Enumerators will observe that there are 100 questions relating to each farm, which are arranged in four successive divisions of each schedule page.

SCHEDULE 2.—Productions of Agriculture in Grape Grn Township in the County of Ray, State of Missouri

enumerated by me on the 7th day of June, 1880.

Wm M. Morse,
Enumerator.

OF THE PERSON WHO CONDUCTS THIS FARM.				ACRES OF LAND.				FARM VALUES.			FENCES.		LABOR.			GRASS LANDS.						
	TENURE.			IMPROVED.		UNIMPROVED.										ACREAGE 1879.		PRODUCTS HARVESTED IN 1879.				
THE NAME.	Owner.	Rents for fixed money rental.	Rents for shares of products.	Tilled, including fallow and grass in rotation, (whether pasture or meadow.)	Permanent meadows, permanent pastures, orchards, vineyards.	Woodland and forest.	Other unimproved, including "old fields" not growing wood.	Of farm, including land, fences, and buildings.	Of farming implements and machinery.	Of Live Stock.	Cost of building and repairing in 1879.	Cost of fertilizers purchased in 1879.	Amount paid for wages for farm labor during 1879, including value of board.	Weeks hired labor in 1879 upon farm (and dairy) excluding house-work.	Estimated value of all farm productions (sold, consumed, or on hand) for 1879.	Mown.	Not Mown.	Hay.	Clover Seed.	Grass Seed.	Horses of all ages on hand June 1, 1880.	Mules and Asses, all ages, on hand June 1, 1880.
				No.	No.	No.	No.	Dollars.	Dollars.	Dollars.	Dollars.	Dollars.	Dollars.	No.	Dollars.	Acres.	Acres.	Tons.	Bushels.	Bushels.	No.	No.
1	2	3	4	5	6	7	8	9	10	11	12	13	14	15	16	17	18	19	20	21	22	23
1 Jasper Edward	1			130	60	10		4000	150	1500		120	80	26	1000	30		40			6	11
2 Mellejan James	1			150	60	40		6000	250	1600		150	70	20	1000	40		20			6	2
3 Kimpton John R.		1		50				700	200	1000	30	50			900						3	1
4 Hadley Andrew J.	1			50		40		900	200	600	10				600						4	
5 Jones Thomas Jr.	1			180		30		1500	250	2000					1500	50		50			8	2
6 Hammer William A.		1		70				800	40	120	20	10			500						2	
7 Flint Thomas	1			90		60		900	100	470			20	6							9	2
8 Watkins Wm L.	1						640	5120														
9																						
10																						

NEAT CATTLE AND THEIR PRODUCTS.											SHEEP.										SWINE	POULTRY ON HAND JUNE 1ST, 1880, EXCLUSIVE OF SPRING HATCHING.		
ON HAND JUNE 1, 1880.			MOVEMENT 1879.								ON HAND JUNE 1, 1880.	MOVEMENT, 1879.							CLIP, SPRING 1880, SHORN AND TO BE SHORN.					
				Cattle of all ages									Sheep and lambs											
Working oxen.	Milch cows.	Other.	Calves dropped.	Purchased.	Sold living.	Slaughtered.	Died, strayed, and stolen, and not recovered.	Milk sold, or sent to butter and cheese factories in 1879.	Butter made on the farm in 1879.	Cheese made on the farm in 1879.		Lambs dropped.	Purchased.	Sold living.	Slaughtered.	Killed by dogs.	Died of disease.	Died of stress of weather.	Fleeces.	Weight.	On hand June 1, 1880.	Farm-yard.	Other.	Eggs produced in 1879.
No.	No.	No.	No.	No.	No.	No.	No.	Gallons.	Lbs.	Lbs.	No.	No.	No.	No.	No.	No.	No.	No.	No.	Lbs.	No.	No.	No.	Doz.
24	25	26	27	28	29	30	31	32	33	34	35	36	37	38	39	40	41	42	43	44	45	46	47	48
1	6	20	5		18	1			400												70	36	20	40
2	4	35	1		20				240		52	24							52	270	60	50	10	60
3	5	19	1	40	20				400												30	18	20	30
4	3	12	1	21	12				180		2								2	10	35	40	10	40
5	8	57	8	50	47				600		11	5							11	85	50	60	20	70
6	2		2						125												24	20	20	40
7	5	14	2	1	5				300												35	100		100
8																								
9																								
10																								

CEREALS.												PULSE.		FIBER.						SUGAR.						BROOM CORN. 1879.	
BARLEY. 1879.		BUCKWHEAT. 1879.		INDIAN CORN. 1879.		OATS. 1879.		RYE. 1879.		WHEAT 1879.		Canada Peas, (Dry.) in 1879.	Beans, (Dry.) in 1879.	FLAX—1879.				HEMP.		SORGHUM—1879.			MAPLE—1879.				
Area.	Crop.	Area.	Crop.	Area.	Crop.	Area.	Crop.	Area.	Crop.	Area.	Crop.			Area in Crop.	Seed.	Straw.	Fiber.			Area in Crop.	Sugar.	Molasses.	Sugar.	Molasses.			
Acres.	Bush.	Acres.	Bush.	Acres.	Bush.	Acres.	Bush.	Acres.	Bush.	Acres.	Bush.	Bush.	Bush.	Acres.	Bush.	Tons.	Lbs.	Acs.	Tns.	Acres.	Lbs.	Galls.	Lbs.	Galls.	Acs.	Lbs.
49	50	51	52	53	54	55	56	57	58	59	60	61	62	63	64	65	66	67	68	69	70	71	72	73	74	75
1				90	2500																	50				
2				85	2000	12	200	5	65	4	48											60				
3				37	1600	5	40			1	80															
4				30	1500															10		40				
5				115	4200																	50				
6				70	3400															X		400				
7				25	900																					
8																										
9																										
10																										

HOPS. 1879.		POTATOES, (Irish.) 1879.		POTATOES, (Sweet.) 1879.		TOBACCO. 1879.		ORCHARDS—1879.						NURSERIES.		VINEYARDS. 1			MARKET GARDENS.	BEES—1879.		FOREST PRODUCTS.	
								APPLE.			PEACH.												
Area.	Crop.	Area.	Crop.	Area.	Crop.	Area.	Crop.	Acres.	Bearing trees.	Bushels. 1879.	Acres.	Bearing trees.	Bushels. 1879.	Total value of orchard products of all kinds sold or consumed.	Acres.	Value of produce sold in 1879.	Acres.	Grapes sold in 1879.	Wine made in 1879.	Value of produce sold in 1879.	Honey.	Wax.	Amount of wood cut in 1879.	Value of all forest products sold or consumed in 1879.
Acres.	Lbs.	Acres.	Bush.	Acres.	Bush.	Acres.	Lbs.	No.	No.	No.	No.	No.	No.	Dollars.	No.	Dollars.	No.	Lbs.	Galls.	Dollars.	Lbs.	Lbs.	Cords.	Dollars.
76	77	78	79	80	81	82	83	84	85	86	87	88	89	90	91	92	93	94	95	96	97	98	99	100
1			40		5				50			40		30		40							10	10
2			20						40			40		20		30							20	10
3			40						20			10		10		20							10	10
4		3	20	1				4	40		2	20				20							10	10
5			40		5				20			20		10		20							20	20
6			60		30											150							10	10
7			40		10				10			20		8		40							10	10
8																								
9																								
10																								

2 1 8

B.

[7–306.]

Page No. 14
Supervisor's Dist: No. 7
Enumeration Dist: No. 127

NOTE A.—The light dotted perpendicular lines, which divide the spaces intended for numbers on this Schedule, are intended to separate the units, tens, &c., from each other, and the Enumerator should be careful that the figures are written within the small spaces so formed, thus: 7|4, the units in the right-hand small spaces. 4|2|1 3|9

NOTE B.—Make an affirmative entry by a slanting line (thus /) in one of the three columns 2, 3, and 4, according as the fact is in the case of each farm—in column 2, if the occupier is the owner of the farm; in column 3, if he is the tenant at a fixed money rental; in column 4, if he conducts it for a share of the product.

NOTE C.—Enumerators will observe that there are 100 questions relating to each farm, which are arranged in four successive divisions of each schedule page.

SCHEDULE 2.—Productions of Agriculture in Grape Grove Township in the County of Ray, State of Missouri

enumerated by me on the 8th day of June, 1880. Wm M Morse, *Enumerator.*

OF THE PERSON WHO CONDUCTS THIS FARM.				ACRES OF LAND.				FARM VALUES.			FENCES.		LABOR.			GRASS LANDS.						
	TENURE.			IMPROVED.		UNIMPROVED.										ACREAGE 1879.		PRODUCTS HARVESTED IN 1879.				
THE NAME.	Owner.	Rents for fixed money rental.	Rents for shares of products.	Tilled, including fallow and grass in rotation, (whether pasture or meadow.)	Permanent meadows, permanent pastures, orchards, vineyards.	Woodland and forest.	Other unimproved, including "old fields" not growing wood.	Of farm, including land, fences, and buildings.	Of farming implements and machinery.	Of Live Stock.	Cost of building and repairing in 1879.	Cost of fertilizers purchased in 1879.	Amount paid for wages for farm labor during 1879, including value of board.	Weeks hired labor in 1879 upon farm (and dairy) excluding house-work.	Estimated value of all farm productions (sold, consumed, or on hand) in 1879.	Mown.	Not Mown.	Hay.	Clover Seed.	Grass Seed.	Horses of all ages on hand June 1, 1880.	Mules and Asses, all ages, on hand June 1, 1880.
				No.	No.	No.	No.	Dollars.	Dollars.	Dollars.	Dollars.	Dollars.	Dollars.	No.	Dollars.	Acres.	Acres.	Tons.	Bushels.	Bushels.	No.	No.
1	2	3	4	5	6	7	8	9	10	11	12	13	14	15	16	17	18	19	20	21	22	23
1 Otter Leonard G.	1.			260	25	50		3000	200	1500			25	6	900	10	15	10			9	2
2 Kavanaugh C. B.	1.			520	400	40		5600	150	3690	150		200	52	1500	50	50	240			7	5
3 Harrison John L.	1.			200	90	10		2200	100	2000		35	300	52	1000	80		100		5	0	
4 Durand George W.			1.	20				200	20	150					150						1	1
5 Milligan Jesse	1.			80	4	14		1200	80	600		20			400	4		5			2	2
6 Stanley John	1.			120	20	11		2000	80	700		20			520	5		5			1	4
7 Phillips John			1.	60				600	40	250			25	6	350						2	1
8 Ginyling Francis	1.			160	16	5		2500	150	1060	25				900						1	1
9 Milligan William		1.		35				350	25	400		20			300						3	1
10 Pope Elias		1.		50				500	15	100		10			250						2	1

NEAT CATTLE AND THEIR PRODUCTS.											SHEEP.										SWINE.	POULTRY ON HAND JUNE 1st, 1880, EXCLUSIVE OF SPRING HATCHING.		EGGS PRODUCED IN 1879.
ON HAND JUNE 1, 1880.			MOVEMENT, 1879.									MOVEMENT, 1879.							CLIP, SPRING 1880, SHORN AND TO BE SHORN.					
			Cattle of all ages									Sheep and lambs												
Working oxen.	Milch cows.	Other.	Calves dropped.	Purchased.	Sold living.	Slaughtered.	Died, strayed, and stolen, and not recovered.	Milk sold, or sent to butter and cheese factories in 1879.	Butter made on the farm in 1879.	Cheese made on the farm in 1879.	On hand June 1, 1880.	Lambs dropped.	Purchased.	Sold living.	Slaughtered.	Killed by dogs.	Died of disease.	Died of stress of weather.	Fleeces.	Weight.	On hand June 1, 1880.	Barn-yard.	Other.	
No.	No.	No.	No.	No.	No.	No.	No.	Gallons.	Lbs.	Lbs.	No.	No.	No.	No.	No.	No.	No.	No.	No.	Lbs.	No.	No.	No.	Doz.
24	25	26	27	28	29	30	31	32	33	34	35	36	37	38	39	40	41	42	43	44	45	46	47	48
1	15	80	8	100	65		4		900												100	36	40	70
2	6	70	6	33	33				400												112	100	50	65
3	6	21	3		6				300												16	20	40	40
4	1		1						60												5	20		10
5	6	11	3						400												25	40	10	10
6	5	30	4	20	20				400												40	20	16	20
7	1	1	1						70												10	20		20
8	6	10	6		7				400												50	70	10	110
9	1	11	1		3				50												12	5		10
10																								

CEREALS.												PULSE.		FIBER.						SUGAR.						BROOM CORN. 1879.	
BARLEY. 1879.		BUCKWHEAT. 1879.		INDIAN CORN. 1879.		OATS. 1879.		RYE. 1879.		WHEAT. 1879.				FLAX—1879.				HEMP.		SORGHUM—1879.			MAPLE—1879.				
Area.	Crop.	Area.	Crop.	Area.	Crop.	Area.	Crop.	Area.	Crop.	Area.	Crop.	Canada Peas, (Dry.) in 1879.	Beans, (Dry.) in 1879.	Area in Crop.	Seed.	Straw.	Fiber.			Area in Crop.	Sugar.	Molasses.	Sugar.	Molasses.			
Acres.	Bush.	Acres.	Bush.	Acres.	Bush.	Acres.	Bush.	Acres.	Bush.	Acres.	Bush.	Bush.	Bush.	Acres.	Bush.	Tons.	Lbs.	Acs.	Tns.	Acres.	Lbs.	Galls.	Lbs.	Galls.	Acs.	Lbs.
49	50	51	52	53	54	55	56	57	58	59	60	61	62	63	64	65	66	67	68	69	70	71	72	73	74	75
1				50	2400	10	400			9	100											58				
2				65	2600																					
3				200	11000	12	450			10	84															
4				15	350															3		20				
5				40	2000	10	400															20				
6				60	2500																	70				
7				40	2100					10	90															
8				60	2500	14	560			7	70											40				
9				35	1300																					
10				50	1700																					

HOPS. 1879.		POTATOES, (Irish.) 1879.		POTATOES, (Sweet.) 1879.		TOBACCO. 1879.		ORCHARDS—1879.							NURSERIES.		VINEYARDS.			MARKET GARDENS.	BEES—1879.		FOREST PRODUCTS.	
								APPLE.			PEACH.													
Area.	Crop.	Area.	Crop.	Area.	Crop.	Area.	Crop.	Acres.	Bearing trees.	Bushels. 1879.	Acres.	Bearing trees.	Bushels. 1879.	Total value of orchard products of all kinds sold or consumed.	Acres.	Value of produce sold in 1879.	Acres.	Grapes sold in 1879.	Wine made in 1879.	Value of produce sold in 1879.	Honey.	Wax.	Amount of wood cut in 1879.	Value of all forest products sold or consumed in 1879.
Acres.	Lbs.	Acres.	Bush.	Acres.	Bush.	Acres.	Lbs.	No.	No.	No.	No.	No.	No.	Dollars.	No.	Dollars.	No.	Lbs.	Galls.	Dollars.	Lbs.	Lbs.	Cords.	Dollars.
76	77	78	79	80	81	82	83	84	85	86	87	88	89	90	91	92	93	94	95	96	97	98	99	100
1			40		15				40			40		10		170							20	20
2			20						20			20		10		40							10	10
3			40						40			20		20		40							20	20
4			20						10			10		8		10							10	10
5		2	10					5	20		2	10		5		20								
6			40						50			20				25							10	10
7			10						10			20		6		10								
8			15						20			40		10		50							10	10
9			10																					
10			5																					

1) 1) 1)

[7–306.]

Received July 30, 1880.

C.

Page No. 15
Supervisor's Dist: No. 7
Enumeration Dist: No. 127

NOTE A.—The light dotted perpendicular lines, which divide the spaces intended for numbers on this Schedule, are intended to separate the units, tens, &c., from each other, and the Enumerator should be careful that the figures are written within the small spaces so formed, thus: | 7 | 4 |, the units | 4 | 2 | 1 | 3 | 9 |

NOTE B.—Make an affirmative entry by a slanting line (thus /) in one of the three columns 2, 3, and 4, according as the fact is in the case of each farm—in column 2, if the occupier is the owner of the farm; in column 3, if he is the tenant at a fixed money rental; in column 4, if he conducts it for a share of the product.

NOTE C.—Enumerators will observe that there are 100 questions relating to each farm, which are arranged in four successive divisions of each schedule page.

SCHEDULE 2.—Productions of Agriculture in Grape Grove Township in the County of Ray, State of Missouri

enumerated by me on the 8th day of June, 1880. Wm. M. Morse

Enumerator.

OF THE PERSON WHO CONDUCTS THIS FARM.				ACRES OF LAND.				FARM VALUES.			FENCES.		LABOR.			GRASS LANDS.						
	TENURE.			IMPROVED.		UNIMPROVED.										ACREAGE 1879.		PRODUCTS HARVESTED IN 1879.				
THE NAME.	Owner.	Rents for fixed money rental.	Rents for shares of products.	Tilled, including fallow and grass in rotation, (whether pasture or meadow.)	Permanent meadows, permanent pastures, orchards, vineyards.	Woodland and Forest.	Other unimproved, including "old fields" not growing wood.	Of farm, including land, fences, and buildings.	Of farming implements and machinery.	Of Live Stock.	Cost of building and repairing in 1879.	Cost of fertilizers purchased in 1879.	Amount paid for wages for farm labor during 1879, including value of board.	Weeks hired labor in 1879 upon farm (and dairy) excluding housework.	Estimated value of all farm productions (sold, consumed, or on hand) for 1879.	Mown.	Not Mown.	Hay.	Clover Seed.	Grass Seed.	Horses of all ages on hand June 1, 1880.	Mules and Asses, all ages, on hand June 1, 1880.
				No.	No.	No.	No.	Dollars.	Dollars.	Dollars.	Dollars.	Dollars.	Dollars.	No.	Dollars.	Acres.	Acres.	Tons.	Bushels.	Bushels.	No.	No.
1	2	3	4	5	6	7	8	9	10	11	12	13	14	15	16	17	18	19	20	21	22	23
1 Alexandinger Anderson			1	30				300	10	100					250						1	1
2 Harlow Austin	1			120	30	2		1700	100	300	30	20			700	10		5			5	2
3 Harlow Williams			1	30				300	20	200	10	5			300						2	1
4 Miller Thomas	1			300	130	20		3200	150	1000		20			900	30		30			7	1
5 Nelson Dalius	1			320	100	50		3000	50	500	10				700	10		12			4	3
6 Todd Low A.	1			86	8			900	50	1000	20	10			900	3		4			16	
7 Mohn John	1			128	15	20		1700	150	800	30	10			800	10		20			5	1
8 Fuyler James		1		160	70			1800	120	1000	30	20			900	20		30			1	5
9																						
10																						

NEAT CATTLE AND THEIR PRODUCTS.											SHEEP.										SWINE.	POULTRY ON HAND JUNE 1ST, 1880, EXCLUSIVE OF SPRING HATCHING.		EGGS PRODUCED IN 1879.
ON HAND JUNE 1, 1880.			MOVEMENT, 1879.								ON HAND JUNE 1, 1880.	MOVEMENT, 1879.							CLIP, SPRING 1880, SHORN AND TO BE SHORN.		ON HAND JUNE 1, 1880.			
			Cattle of all ages.					Milk sold, or sent to butter and cheese factories in 1879.	Butter made on the farm in 1879.	Cheese made on the farm in 1879.		Lambs dropped.	Sheep and lambs						Fleeces.	Weight.		Barn-yard.	Other.	
Working oxen.	Milch cows.	Other.	Calves dropped.	Purchased.	Sold living.	Slaughtered.	Died, strayed, and stolen, and not recovered.						Purchased.	Sold living.	Slaughtered.	Killed by dogs.	Died of disease.	Died of stress of weather.						
No.	No.	No.	No.	No.	No.	No.	No.	Gallons.	Lbs.	Lbs.	No.	No.	No.	No.	No.	No.	No.	No.	No.	Lbs.	No.	No.	No.	Doz.
24	25	26	27	28	29	30	31	32	33	34	35	36	37	38	39	40	41	42	43	44	45	46	47	48
1	1		1						50															
2	4	21	4	1	1				220												4	12		12
3	2		1						125		6	2									30	12	20	20
4	4	6	3		6		1		300		18	12		5	2	12			18	72	65	36	20	40
5	4	3	4		2				300		12	7							12	60	25	40		40
6	7	6	3						800		52	12							52	200	35	35	10	40
7	5	20	4		2				260	20											40	40	10	30
8	2	16	1	16			1		150												40	100		120
9																								
10																								

CEREALS.												PULSE.		FIBER.						SUGAR.						BROOM CORN. 1879.	
BARLEY. 1879.		BUCKWHEAT. 1879.		INDIAN CORN. 1879.		OATS. 1879.		RYE. 1879.		WHEAT. 1879.		Canada Peas, (Dry.) in 1879.	Beans, (Dry.) in 1879.	FLAX—1879.				HEMP.		SORGHUM—1879.			MAPLE—1879.				
Area.	Crop.	Area.	Crop.	Area.	Crop.	Area.	Crop.	Area.	Crop.	Area.	Crop.			Area in Crop.	Seed.	Straw.	Fiber.			Area in Crop.	Sugar.	Molasses.	Sugar.	Molasses.			
Acres.	Bush.	Acres.	Bush.	Acres.	Bush.	Acres.	Bush.	Acres.	Bush.	Acres.	Bush.	Bush.	Bush.	Acres.	Bush.	Tons.	Lbs.	Acs.	Tns.	Acres.	Lbs.	Galls.	Lbs.	Gails.	Acs.	Lbs.
49	50	51	52	53	54	55	56	57	58	59	60	61	62	63	64	65	66	67	68	69	70	71	72	73	74	75
1				10	400	10	203			5	60															
2				70	3000																					
3				30	1200																	20				
4				70	2000			5	50													22				
5				60	2000	9	300											1				20				
6				65	2000																	20				
7				45	1600																					
8				30	3200																	10				
9																										
10																										

HOPS. 1870.		POTATOES, (Irish.) 1879.		POTATOES, (Sweet.) 1879.		TOBACCO. 1879.		ORCHARDS—1879.						NURSERIES.		VINEYARDS.			MARKET GARDENS.	BEES—1879.		FOREST PRODUCTS.	
								APPLE.			PEACH.			Total value of orchard products of all kinds sold or consumed.									
Area.	Crop.	Area.	Crop.	Area.	Crop.	Area.	Crop.	Acres.	Bearing trees.	Bushels. 1879.	Acres.	Bearing trees.	Bushels. 1879.		Acres.	Value of produce sold in 1879.	Acres.	Grapes sold in 1879.	Wine made in 1879.	Value of produce sold in 1879.	Honey.	Wax.	Amount of wood cut in 1879.	Value of all forest products sold or consumed in 1879.
Acres.	Lbs.	Acres.	Bush.	Acres.	Bush.	Acres.	Lbs.	No.	No.	No.	No.	No.	No.	Dollars.	No.	Dollars.	No.	Lbs.	Galls.	Dollars.	Lbs.	Lbs.	Cords.	Dollars.
76	77	78	79	80	81	82	83	84	85	86	87	88	89	90	91	92	93	94	95	96	97	98	99	100
1			10																					
2			40						75			100		20		40								
3			15																				10	10
4		2	40		5				20			20		10		40							20	20
5		1/2	10	1/8				5	25		3	60		10		20							10	10
6			20						40			10		5		10							10	10
7			15		5				20			10		10		40							20	20
8			40						40			15		30		20								
9																								
10																								

5 1 11

D.

[7–306.]

Page No. 16
Supervisor's Dist: No. 7
Enumeration Dist: No. 127

NOTE A.—The light dotted perpendicular lines, which divide the spaces intended for numbers on this Schedule, are intended to separate the units, tens, &c., from each other, and the Enumerator should be careful that the figures are written within the small spaces so formed, thus: 7|4, the units 4|2|1 in the right-hand small spaces. 3|9

NOTE B.—Make an affirmative entry by a slanting line (thus /) in one of the three columns 2, 3, and 4, according as the fact is in the case of each farm—in column 2, if the occupier is the owner of the farm; in column 3, if he is the tenant at a fixed money rental; in column 4, if he conducts it for a share of the product.

NOTE C.—Enumerators will observe that there are 100 questions relating to each farm, which are arranged in four successive divisions of each schedule page.

SCHEDULE 2.—Productions of Agriculture in Grape Grn Township in the County of Ray, State of Missouri

enumerated by me on the 17th day of June, 1880. Wm M Morse, *Enumerator.*

OF THE PERSON WHO CONDUCTS THIS FARM.				ACRES OF LAND.				FARM VALUES.			FENCES.		LABOR.			GRASS LANDS.						
	TENURE.			IMPROVED.		UNIMPROVED.										ACREAGE 1879.		PRODUCTS HARVESTED IN 1879.				
THE NAME.	Owner.	Rents for fixed money rental.	Rents for shares of products.	Tilled, including fallow and grass in rotation, (whether pasture or meadow.)	Permanent meadows, permanent pastures, orchards, vineyards.	Woodland and forest.	Other unimproved, including "old fields" not growing wood.	Of farm, including land, fences, and buildings.	Of farming implements and machinery.	Of Live Stock.	Cost of building and repairing in 1879.	Cost of fertilizers purchased in 1879.	Amount paid for wages for farm labor during 1879, including value of board.	Weeks hired labor in 1879 upon farm (and dairy) excluding house-work.	Estimated value of all farm productions (sold, consumed, or on hand) for 1879.	Mown.	Not Mown.	Hay.	Clover Seed.	Grass Seed.	Horses of all ages on hand June 1, 1880.	Mules and Asses, all ages, on hand June 1, 1880.
				No.	No.	No.	No.	Dollars.	Dollars.	Dollars.	Dollars.	Dollars.	Dollars.	No.	Dollars.	Acres.	Acres.	Tons.	Bushels.	Bushels.	No.	No.
1	2	3	4	5	6	7	8	9	10	11	12	13	14	15	16	17	18	19	20	21	22	23
1 Toomay David	1			400	120	8		6000	230	2500		100	120	52	2000	80		80			16	3
2 Wallace Robert M.	1			40		20		600	25	400					400						6	2
3 Mount John		1		65		5		600	20	900		10			400						8	1
4 Griffing William		1		40		5		300	100	250		25			300	5		5			3	
5 Bales Brannon S.	1			160	45	10		5250	125	1000		25			1500	20		20			8	2
6 Toomay Timothy	1			480	400	60	20	5500	250	4500	200	70	400	100	2500	240		300		50	30	5
7 Hays A Warren Sr.	1			400	200	180	10	6000	750	1000	20	20	200	50	2600	120		130			3	8
8 Hayes Franklin D.	1			70	10	30		1200	150	700					900	10		12			6	
9 Lynch James		1		35				400	25	50		10			250						3	
10 Johnson William H.	1			81		30		1500	25	1000		10	150	52	1000						8	

NEAT CATTLE AND THEIR PRODUCTS.											SHEEP.										SWINE.	POULTRY ON HAND JUNE 1st, 1880, EXCLUSIVE OF SPRING HATCHING.		EGGS PRODUCED IN 1879.
ON HAND JUNE 1, 1880.			MOVEMENT, 1879.									MOVEMENT, 1879.							CLIP, SPRING 1880, SHORN AND TO BE SHORN.						
			Cattle of all ages					Milk sold or sent to butter and cheese factories in 1879.	Butter made on the farm in 1879.	Cheese made on the farm in 1879.		Lambs dropped.	Sheep and lambs												
Working oxen.	Milch cows.	Other.	Calves dropped.	Purchased.	Sold living.	Slaughtered.	Died, strayed, and stolen, and not recovered.				On hand June 1, 1880.		Purchased.	Sold living.	Slaughtered.	Killed by dogs.	Died of disease.	Died of stress of weather.	Fleeces.	Weight.	On hand June 1, 1880.	Barn-yard.	Other.	
No.	No.	No.	No.	No.	No.	No.	No.	Gallons.	Lbs.	Lbs.	No.	No.	No.	No.	No.	No.	No.	No.	No.	Lbs.	No.	No.	No.	Doz.
24	25	26	27	28	29	30	31	32	33	34	35	36	37	38	39	40	41	42	43	44	45	46	47	48
1	4	41	2	25	4				300												30	40	10	60
2	5	6	1						250												18	50		50
3	1	17	1	3	2				60												40	15		20
4	2				3		1		120		6	3							6	80	7	56	10	30
5	5	16	3	11	1				300		52	20			1	5			52	208	38	40		50
6	4	90	1	60	60		1		325		80	35	40				3	6	80	400	100	25	40	40
7	2	8	2	80	108		1		150												80	40	10	75
8	3	10		18	4		1		200												40	25	6	40
9	1		1																		4	10		10
10	5	12	4		12		1		400												100	86		40

CEREALS.												PULSE.		FIBER.						SUGAR.					BROOM CORN. 1879.	
BARLEY. 1879.		BUCKWHEAT. 1879.		INDIAN CORN. 1879.		OATS. 1879.		RYE. 1879.		WHEAT. 1879.		Canada Peas. (Dry.) in 1879.	Beans. (Dry.) in 1879.	FLAX—1879.				HEMP.		SORGHUM—1879.			MAPLE—1879.			
Area.	Crop.	Area.	Crop.	Area.	Crop.	Area.	Crop.	Area.	Crop.	Area.	Crop.			Area in Crop.	Seed.	Straw.	Fiber.			Area in Crop.	Sugar.	Molasses.	Sugar.	Molasses.		
Acres.	Bush.	Acres.	Bush.	Acres.	Bush.	Acres.	Bush.	Acres.	Bush.	Acres.	Bush.	Bush.	Bush.	Acres.	Bush.	Tons.	Lbs.	Acs.	Tns.	Acres.	Lbs.	Galls.	Lbs.	Galls.	Acs.	Lbs.
49	50	51	52	53	54	55	56	57	58	59	60	61	62	63	64	65	66	67	68	69	70	71	72	73	74	75
1				80	3600	10	400	1	10	10	40											64				
2				40	2000					7	96											70				
3				50	2000	10	260															30				
4				40	1400	5	150			9	60											40				
5				80	2600	8	400			6	80									4						
6				160	7000	30	1200																			
7				60	2600	10	400			10	90											40				
8				30	1300					4	40											30				
9				30	1200																					
10				20	1500																					

HOPS. 1879.		POTATOES, (Irish.) 1879.		POTATOES, (Sweet.) 1879.		TOBACCO. 1879.		ORCHARDS—1879.						NURSERIES.		VINEYARDS.			MARKET GARDENS.	BEES—1879.		FOREST PRODUCTS.	
								APPLE.			PEACH.											Amount of wood cut in 1879.	Value of all forest products sold or consumed in 1879.
Area.	Crop.	Area.	Crop.	Area.	Crop.	Area.	Crop.	Acres.	Bearing trees.	Bushels. 1879.	Acres.	Bearing trees.	Bushels. 1879.	Total value of orchard products of all kinds sold or consumed.	Acres.	Value of produce sold in 1879.	Acres.	Grapes sold in 1879.	Wine made in 1879.	Value of produce sold in 1879.	Honey.	Wax.	
Acres.	Lbs.	Acres.	Bush.	Acres.	Bush.	Acres.	Lbs.	No.	No.	No.	No.	No.	No.	Dollars.	No.	Dollars.	No.	Lbs.	Galls.	Dollars.	Lbs.	Lbs.	Cords.	Dollars.
76	77	78	79	80	81	82	83	84	85	86	87	88	89	90	91	92	93	94	95	96	97	98	99	100
1			50		20							70				50							20	10
2			15		5							10											10	10
3			30													10							10	10
4			10	1					10			20				10							8	5
5		5	40		10				20		4	40				20							10	10
6			40		5				40			50				50							20	20
7			50		10			20	100			100		40		30							20	20
8			10						10			20											10	10
9			8																					
10			100						700	200		100		100		40							20	20

[7–306.]

A.

Page No. 17
Supervisor's Dist: No. 7
Enumeration Dist: No. 127

NOTE A.—The light dotted perpendicular lines, which divide the spaces intended for numbers on this Schedule, are intended to separate the units, tens, &c., from each other, and the Enumerator should be careful that the figures are written within the small spaces so formed, thus: | | 7 | 4 |, the units | 4 | 2 | 1 | in the right-hand small spaces. | | 3 | 9 |

NOTE B.—Make an affirmative entry by a slanting line (thus /) in one of the three columns 2, 3, and 4, according as the fact is in the case of each farm—in column 2, if the occupier is the owner of the farm; in column 3, if he is the tenant at a fixed money rental; in column 4, if he conducts it for a share of the product.

NOTE C.—Enumerators will observe that there are 100 questions relating to each farm, which are arranged in four successive divisions of each schedule page.

SCHEDULE 2.—Productions of Agriculture in Grape Grove Township in the County of Ray, State of Missouri

enumerated by me on the 9th day of June, 1880. Wm M. Morse,

Enumerator.

OF THE PERSON WHO CONDUCTS THIS FARM.				ACRES OF LAND.				FARM VALUES.			FENCES.		LABOR.			GRASS LANDS.						
	TENURE.			IMPROVED.		UNIMPROVED.										ACREAGE 1879.		PRODUCTS HARVESTED IN 1879.				
THE NAME.	Owner.	Rents for fixed money rental.	Rents for shares of products.	Tilled, including fallow and grass in rotation, (whether pasture or meadow.)	Permanent meadows, permanent pastures, orchards, vineyards.	Woodland and forest.	Other unimproved, including "old fields" not growing wood.	Of farm, including land, fences, and buildings.	Of farming implements and machinery.	Of Live Stock.	Cost of building and repairing in 1879.	Cost of fertilizers purchased in 1879.	Amount paid for wages for farm labor during 1879, including value of board.	Weeks hired labor in 1879 upon farm (and dairy) excluding house-work.	Estimated value of all farm productions (sold, consumed, or on hand) for 1879.	Mown.	Not Mown.	Hay.	Clover Seed.	Grass Seed.	Horses of all ages on hand June 1, 1880.	Mules and Asses, all ages, on hand June 1, 1880.
				No.	No.	No.	No.	Dollars.	Dollars.	Dollars.	Dollars.	Dollars.	Dollars.	No.	Dollars.	Acres.	Acres.	Tons.	Bushels.	Bushels.	No.	No.
1	2	3	4	5	6	7	8	9	10	11	12	13	14	15	16	17	18	19	20	21	22	23
1 Shuum John C.	1.			90	10			1500	100	1200			70	20	800	10		10			6	2 1
2 McBee William J.	1.			200	120			1900	150	900	150	120	220	75	1600	12		10			6	6 2
3 Johnson Henry S.	1.			40				900	125	350	125		15	3	600	8		10			3	1 3
4 Harris Frank		1.		80				1500	100	450	100	25	20	5	400						4	1 4
5 Redhair George J.		1.		60	4			1100	125	400	100	10	10	3	400	4		6			4	4 5
6 Sayler John H.	1.			40				900	110	250	150	20	20	4	500						3	1 6
7 Wells Wilkins		1.		40				800	50	100					350						4	7
8 McCorkle Edward O.	1.			80				1500	100	200	100	50	20	6	600						6	2 8
9 Pinkbiss John A.	1.			260	14	30		5200	175	1510	100	50			900	14		16			4	2 9
10																						10

NEAT CATTLE AND THEIR PRODUCTS.											SHEEP.										SWINE.	POULTRY ON HAND JUNE 1ST, 1880, EXCLUSIVE OF SPRING HATCHING.		EGGS PRODUCED IN 1879.
ON HAND JUNE 1, 1880.			MOVEMENT, 1879.								ON HAND JUNE 1, 1880.	MOVEMENT, 1879.							CLIP, SPRING 1880, SHORN AND TO BE SHORN.		ON HAND JUNE 1, 1880.			
			Cattle of all ages									Lambs dropped.	Sheep and lambs						Fleeces.	Weight.		Barn-yard.	Other.	
Working oxen.	Milch cows.	Other.	Calves dropped.	Purchased.	Sold living.	Slaughtered.	Died, strayed, and stolen, and not recovered.	Milk sold, or sent to butter and cheese factories in 1879.	Butter made on the farm in 1879.	Cheese made on the farm in 1879.			Purchased.	Sold living.	Slaughtered.	Killed by dogs.	Died of disease.	Died of stress of weather.						
No.	No.	No.	No.	No.	No.	No.	No.	Gallons.	Lbs.	Lbs.	No.	No.	No.	No.	No.	No.	No.	No.	No.	Lbs.	No.	No.	No.	Doz.
24	25	26	27	28	29	30	31	32	33	34	35	36	37	38	39	40	41	42	43	44	45	46	47	48
1	5	3 3	5	18	1	1			300	50											20	40	20	40 1
2	5	2	2	4	39		1		300												40	36	10	25 2
3	1	3	1						70												45	12	10	15 3
4	2		2						140												9	40	20	50 4
5	5		3						260												21	75		75 5
6	3	3	2						200												31	40		20 6
7	1		1						60												10	25		40 7
8	2	4	1		4				125												40	10		20 8
9	1	19	1		34				60												70	85	10	40 9
10																								10

CEREALS.												PULSE.		FIBER.						SUGAR.						BROOM CORN. 1879.	
BARLEY. 1879.		BUCKWHEAT. 1879.		INDIAN CORN. 1879.		OATS. 1879.		RYE. 1879.		WHEAT 1879.		Canada Peas, (Dry,) in 1879.	Beans, (Dry,) in 1879.	FLAX—1879.				HEMP.		SORGHUM—1879.			MAPLE—1879.				
Area.	Crop.	Area.	Crop.	Area.	Crop.	Area.	Crop.	Area.	Crop.	Area.	Crop.			Area in Crop.	Seed.	Straw.	Fiber.			Area in Crop.	Sugar.	Molasses.	Sugar.	Molasses.			
Acres.	Bush.	Acres.	Bush.	Acres.	Bush.	Acres.	Bush.	Acres.	Bush.	Acres.	Bush.	Bush.	Bush.	Acres.	Bush.	Tons.	Lbs.	Acs.	Tns.	Acres.	Lbs.	Galls.	Lbs.	Galls.	Acs.	Lbs.
49	50	51	52	53	54	55	56	57	58	59	60	61	62	63	64	65	66	67	68	69	70	71	72	73	74	75
1				50	2500	3	100															18					1
2				70	2700	20	210			4	12											10					2
3				18	700	8	250															20					3
4				50	2000	4	100															10					4
5				50	1300	12	400													2		40					5
6				40	1600																						6
7				40	1300																	10					7
8				80	3000																	40					8
9				160	6000																						9
10																											10

HOPS. 1879.		POTATOES, (Irish.) 1879.		POTATOES, (Sweet.) 1879.		TOBACCO. 1879.		ORCHARDS—1879.						NURSERIES.		VINEYARDS.			MARKET GARDENS.	BEES—1879.		FOREST PRODUCTS.	
								APPLE.			PEACH.												
Area.	Crop.	Area.	Crop.	Area.	Crop.	Area.	Crop.	Acres.	Bearing trees.	Bushels. 1879.	Acres.	Bearing trees.	Bushels. 1879.	Total value of orchard products of all kinds sold or consumed.	Acres.	Value of produce sold in 1879.	Acres.	Grapes sold in 1879.	Wine made in 1879.	Value of produce sold in 1879.	Honey.	Wax.	Amount of wood cut in 1879.	Value of all forest products sold or consumed in 1879.
Acres.	Lbs.	Acres.	Bush.	Acres.	Bush.	Acres.	Lbs.	No.	No.	No.	No.	No.	No.	Dollars.	No.	Dollars.	No.	Lbs.	Galls.	Dollars.	Lbs.	Lbs.	Cords.	Dollars.
76	77	78	79	80	81	82	83	84	85	86	87	88	89	90	91	92	93	94	95	96	97	98	99	100
1			40						10	15		20		10		10							10	10 1
2			25													15								2
3			20																					3
4			10																					4
5		3	15					2			1½					10								5
6			40																					6
7			15						40	25		40		10									10	10 7
8			20						20			40		20		40							15	10 8
9			25						10			40		25		30							20	20 9
10																								10

B.

[7—306.]

Page No. 18
Supervisor's Dist: No. 7
Enumeration Dist: No. 127

NOTE A.—The light dotted perpendicular lines, which divide the spaces intended for numbers on this Schedule, are intended to separate the units, tens, &c., from each other, and the Enumerator should be careful that the figures are written within the small spaces so formed, thus: | | 7 | 1 |, the unit in the right-hand small spaces. | | 4 | 2 | 1 | | | 3 | 9 |

NOTE B.—Make an affirmative entry by a slanting line (thus /) in one of the three columns 2, 3, and 4, according as the fact is in the case of each farm—in column 2, if the occupier is the owner of the farm; in column 3, if he is the tenant at a fixed money rental; in column 4, if he conducts it for a share of the product.

NOTE C.—Enumerators will observe that there are 100 questions relating to each farm, which are arranged in four successive divisions of each schedule page.

SCHEDULE 2.—Productions of Agriculture in Grape Grove Township in the County of Ray, State of Missouri

enumerated by me on the 10th day of June, 1880. Wm M Moore, *Enumerator.*

OF THE PERSON WHO CONDUCTS THIS FARM.				ACRES OF LAND.				FARM VALUES.			FENCES.		LABOR.			GRASS LANDS.						
	TENURE.			IMPROVED.		UNIMPROVED.										ACREAGE, 1879.		PRODUCTS HARVESTED IN 1879.				
THE NAME.	Owner.	Rents for fixed money rental.	Rents for shares of products.	Tilled, including fallow and grass in rotation, (whether pasture or meadow.)	Permanent meadows, permanent pastures, orchards, vineyards.	Woodland and forest.	Other unimproved, including "old fields" not growing wood.	Of farm, including land, fences, and buildings.	Of farming implements and machinery.	Of Live Stock.	Cost of building and repairing in 1879.	Cost of fertilizers purchased in 1879.	Amount paid for wages for farm labor during 1879, including value of board.	Weeks hired labor in 1879 upon farm (and dairy) excluding house-work.	Estimated value of all farm Productions (sold, consumed, or on hand) for 1879.	Mown.	Not Mown.	Hay.	Clover Seed.	Grass Seed.	Horses of all ages on hand June 1, 1880.	Mules and Asses, all ages, on hand June 1, 1880.
				No.	No.	No.	No.	Dollars.	Dollars.	Dollars.	Dollars.	Dollars.	Dollars.	No.	Dollars.	Acres.	Acres.	Tons.	Bushels.	Bushels.	No.	No.
1	2	3	4	5	6	7	8	9	10	11	12	13	14	15	16	17	18	19	20	21	22	23
1 Hayes Henry Sr.	1.			290	50	80		5000	175	1000	50	20	100	20	1000	50		60			9	1
2 Coby Byron	1.			95		45		1700	100	400	100				900						3	
3 Lindsay Eduard	1.			400	50	60		6700	200	3000	100	50	250	60	4000	80		80			20	4
4 Rose P Duncan F.	1.			120	18			2400	150	400	500		10		500	18		20			3	
5 Hoffzinger Jesse			1.	35				350	25	400		40			400	10		10			3	
6 Brown Caleb	1.			80	25	10		1600	250	1500		26			400	25		20			8	2
7 Elder Turner	1.			360	3	40		3400	100	800		10			900	8		6			6	6
8 Mizner Francis M.			1.	25				400	25	200					200						4	
9 Henry Joseph			1.	200	20	8		2500	100	1250		20	200	50	900	8		20			9	5
10 Brown Fanny	1.			40		20		800	100	900		20			600	4		6			6	

NEAT CATTLE AND THEIR PRODUCTS.											SHEEP.										SWINE.	POULTRY ON HAND JUNE 1ST, 1880, EXCLUSIVE OF SPRING HATCHING.		EGGS PRODUCED IN 1879.
ON HAND JUNE 1, 1880.			MOVEMENT, 1879.								ON HAND JUNE 1, 1880.	MOVEMENT, 1879.							CLIP, SPRING 1880, SHORN AND TO BE SHORN.		ON HAND JUNE 1, 1880.			
			Cattle of all ages					Milk sold, or sent to butter and cheese factories in 1879.	Butter made on the farm in 1879.	Cheese made on the farm in 1879.		Sheep and lambs												
Working oxen.	Milch cows.	Other.	Calves dropped.	Purchased.	Sold living.	Slaughtered.	Died, strayed, and stolen, and not recovered.				Lambs dropped.	Purchased.	Sold living.	Slaughtered.	Killed by dogs.	Died of disease.	Died of stress of weather.	Fleeces.	Weight.	On hand June 1, 1880.	Barn-yard.	Other.	
No.	No.	No.	No.	No.	No.	No.	No.	Gallons.	Lbs.	Lbs.	No.	No.	No.	No.	No.	No.	No.	No.	Lbs.	No.	No.	No.	Doz.
24	25	26	27	28	29	30	31	32	33	34	35	36	37	38	39	40	41	42	43	44	45	46	47	48
1 3	3	3		3			2		175		46	40						46	170	50	48	20	30	1
2 3	1		2						120											72	40	10	32	2
3 4	3	1	4	1	2	1	1		400											80	100	20	100	3
4 4	3		4	1		2			275											6	96	20	100	4
5 1			1						70											4	12		20	5
6 5	2	6	2		3	1	2		370											30	40		50	6
7 3	8		2						180											26	20	10	40	7
8 1			1						70											5	10		10	8
9 3	18		3	14					220											32	20		10	9
10 2	12		1						120											15	40	10	50	10

CEREALS.												PULSE.		FIBER.						SUGAR.						BROOM CORN. 1879.	
Barley. 1879.		Buckwheat. 1879.		Indian Corn. 1879.		Oats. 1879.		Rye. 1879.		Wheat. 1879.		Canada Peas, (Dry.) in 1879.	Beans, (Dry.) in 1879.	Flax—1879.			Hemp.			Sorghum—1879.			Maple—1879.				
Area.	Crop.	Area.	Crop.	Area.	Crop.	Area.	Crop.	Area.	Crop.	Area.	Crop.			Area in Crop.	Seed.	Straw.	Fiber.			Area in Crop.	Sugar.	Molasses.	Sugar.	Molasses.		
Acres.	Bush.	Acres.	Bush.	Acres.	Bush.	Acres.	Bush.	Acres.	Bush.	Acres.	Bush.	Bush.	Bush.	Acres.	Bush.	Tons.	Lbs.	Acs.	Tns.	Acres.	Lbs.	Galls.	Lbs.	Galls.	Acs.	Lbs.
49	50	51	52	53	54	55	56	57	58	59	60	61	62	63	64	65	66	67	68	69	70	71	72	73	74	75
1				90	3300	8	400			4	40											40				
2				50	2800																					
3				120	5500																					
4				80	4000																	50				
5				35	1300																	10				
6				20	1250	6	170													3						
7				60	2500																					
8				25	1100																	10				
9				130	5400	20	200															30				
10				40	1550																	50				

HOPS. 1879.		POTATOES, (Irish.) 1879.		POTATOES, (Sweet.) 1879.		TOBACCO. 1879.		ORCHARDS—1879.					NURSERIES.		VINEYARDS.			MARKET GARDENS.	BEES—1879.		FOREST PRODUCTS.	
								APPLE.			PEACH.											
Area.	Crop.	Area.	Crop.	Area.	Crop.	Area.	Crop.	Acres.	Bearing trees.	Bushels. 1879.	Acres.	Bearing trees.	Bushels. 1879.	Total value of orchard products of all kinds sold or consumed.	Acres.	Value of produce sold in 1879.	Acres.	Grapes sold in 1879.	Wine made in 1879.	Value of produce sold in 1879.	Honey.	Wax.	Amount of wood cut in 1879.	Value of all forest products sold or consumed in 1879.
Acres.	Lbs.	Acres.	Bush.	Acres.	Bush.	Acres.	Lbs.	No.	No.	No.	No.	No.	No.	Dollars.	No.	Dollars.	No.	Lbs.	Galls.	Dollars.	Lbs.	Lbs.	Cords.	Dollars.
76	77	78	79	80	81	82	83	84	85	86	87	88	89	90	91	92	93	94	95	96	97	98	99	100
1			20						100			10		20		20							10	10
2			20						40			10		10		20							10	10
3			20						40			12											20	20
4		2	100	—	5						1	150				50							10	10
5		5	40					9	10		3	10		5		10							10	10
6			20						20			40		10		20							10	10
7			10						20			40		10		10							10	10
8			20						50							50								
9			20						50			10				20							10	10
10			20						40			20		5										

Received July 30, 1880

C

[7–306.]

Page No. 19
Supervisor's Dist: No. 7
Enumeration Dist: No. 127

NOTE A.—The light dotted perpendicular lines, which divide the spaces intended for numbers on this Schedule, are intended to separate the units, tens, &c., from each other, and the Enumerator should be careful that the figures are written within the small spaces so formed, thus: 7|4, the units in the right-hand small spaces. 4|2|1 3|9

NOTE B.—Make an affirmative entry by a slanting line (thus /) in one of the three columns 2, 3, and 4, according as the fact is in the case of each farm—in column 2, if the occupier is the owner of the farm; in column 3, if he is the tenant at a fixed money rental; in column 4, if he conducts it for a share of the product.

NOTE C.—Enumerators will observe that there are 100 questions relating to each farm, which are arranged in four successive divisions of each schedule page.

SCHEDULE 2.—Productions of Agriculture in Grape Grove Township in the County of Perry, State of Missouri

enumerated by me on the 16th day of June, 1880. Wm M. Moser

Enumerator.

OF THE PERSON WHO CONDUCTS THIS FARM.				ACRES OF LAND.				FARM VALUES.			FENCES.		LABOR.			GRASS LANDS.						
	TENURE.			IMPROVED.		UNIMPROVED.										ACREAGE 1879.		PRODUCTS HARVESTED IN 1879.				
THE NAME.	Owner.	Rents for fixed money rental.	Rents for shares of products.	Tilled, including fallow and grass in rotation. (whether pasture or meadow.)	Permanent meadows, permanent pastures, orchards, vineyards.	Woodland and forest.	Other unimproved, including "old fields" not growing wood.	Of farm, including land, fences, and buildings.	Of farming implements and machinery.	Of Live Stock.	Cost of building and repairing in 1879.	Cost of fertilizers purchased in 1879.	Amount paid for wages for farm labor during 1879, including value of board.	Weeks hired labor in 1879 upon farm (and dairy) excluding house-work	Estimated value of all farm productions (sold, consumed, or on hand) for 1879.	Mown.	Not Mown.	Hay.	Clover Seed.	Grass Seed.	Horses of all ages on hand June 1, 1880.	Mules and Asses, all ages, on hand June 1, 1880.
				No.	No.	No.	No.	Dollars.	Dollars.	Dollars.	Dollars.	Dollars.	Dollars.	No.	Dollars.	Acres.	Acres.	Tons.	Bushels.	Bushels.	No.	No.
1	2	3	4	5	6	7	8	9	10	11	12	13	14	15	16	17	18	19	20	21	22	23
1 Perry Joseph P.	1			80		20		1700	170	400	20				400	15		15			2	3
2 Taylor Isaac	1			90	12	10		1500	125	1590			11		1500	12		25			4	4
3 Long William A.		1		80				1000	50	300	100		8		650	5		5			4	
4 Clark Eli H.		1		250	50			2500	100	700	92				500	10		10			3	
5 Long Samuel K.	1			40				520	120	500					540	6		7			2	1
6 Steele John H.	1			40				600	70	500			10		600	6		6			3	
7 Fortune W. D.	1			140	6	10		1200	170	1000		20	15		900	6		6			6	4
8																						
9																						
10																						

NEAT CATTLE AND THEIR PRODUCTS.											SHEEP.										SWINE.	POULTRY ON HAND JUNE 1ST, 1880, EXCLUSIVE OF SPRING HATCHING.		EGGS PRODUCED IN 1879.
ON HAND JUNE 1, 1880.			MOVEMENT, 1879.					Milk sold, or sent to butter and cheese factories in 1879.	Butter made on the farm in 1879.	Cheese made on the farm in 1879.	On hand June 1, 1880.	MOVEMENT, 1879.							CLIP, SPRING 1880, SHORN AND TO BE SHORN.		On hand June 1, 1880.			
			Cattle of all ages									Lambs dropped.	Sheep and lambs						Fleeces.	Weight.				
Working oxen.	Milch cows.	Other.	Calves dropped.	Purchased.	Sold living.	Slaughtered.	Died, strayed, and stolen, and not recovered.						Purchased.	Sold living.	Slaughtered.	Killed by dogs.	Died of disease.	Died of stress of weather.				Barn-yard.	Other.	
No.	No.	No.	No.	No.	No.	No.	No.	Gallons.	Lbs.	Lbs.	No.	No.	No.	No.	No.	No.	No.	No.	No.	Lbs.	No.	No.	No.	Doz.
24	25	26	27	28	29	30	31	32	33	34	35	36	37	38	39	40	41	42	43	44	45	46	47	48
1	2	40	1	40	7		1		175												60	36		20
2	3	40	2	20	18		4		400	50											37	48		40
3	2		3						200												40	20		20
4	2		2						170		335	200							335	1340	14	20		20
5	2	21	1		8				150												30	10		20
6	2	7	1						175		6	1							6	36	20	20		40
7	3	8	2						400												22	20		30
8																								
9																								
10																								

CEREALS.												PULSE.		FIBER.						SUGAR.						
BARLEY. 1879.		BUCKWHEAT. 1879.		INDIAN CORN. 1879.		OATS. 1879.		RYE. 1879.		WHEAT. 1879.		Canada Peas, Grown in 1879.	Beans (Dry), in 1879.	FLAX—1879.				HEMP.		SORGHUM—1879.			MAPLE—1879.		BROOM CORN. 1879.	
Area.	Crop.	Area.	Crop.	Area.	Crop.	Area.	Crop.	Area.	Crop.	Area.	Crop.			Area in Crop.	Seed.	Straw.	Fiber.			Area in Crop.	Sugar.	Molasses.	Sugar.	Molasses.		
Acres.	Bush.	Acres.	Bush.	Acres.	Bush.	Acres.	Bush.	Acres.	Bush.	Acres.	Bush.	Bush.	Bush.	Acres.	Bush.	Tons.	Lbs.	Acs.	Tns.	Acres.	Lbs.	Galls.	Lbs.	Galls.	Acs.	Lbs.
49	50	51	52	53	54	55	56	57	58	59	60	61	62	63	64	65	66	67	68	69	70	71	72	73	74	75
1				40	1300																	20				
2				40	1400					5	60											30				
3				68	3400																					
4				20	700															3						
5				40	1300																	10				
6				40	1200																					
7				120	4000	8	320															130				
8																										
9																										
10																										

HOPS. 1879.		POTATOES. (Irish.) 1879.		POTATOES. (Sweet.) 1879.		TOBACCO. 1879.		ORCHARDS—1879.							NURSERIES.		VINEYARDS.			MARKET GARDENS.	BEES—1879.		FOREST PRODUCTS.	
								APPLE.			PEACH.			Total value of orchard products of all kinds sold or consumed.						Value of produce sold in 1879.					Amount of wood cut in 1879.	Value of all forest products sold or consumed in 1879.
Area.	Crop.	Area.	Crop.	Area.	Crop.	Area.	Crop.	Acres.	Bearing trees.	Bushels. 1879.	Acres.	Bearing trees.	Bushels. 1879.		Acres.	Value of produce sold in 1879.	Acres.	Grapes sold in 1879.	Wine made in 1879.		Honey.	Wax.		
Acres.	Lbs.	Acres.	Bush.	Acres.	Bush.	Acres.	Lbs.	No.	No.	No.	No.	No.	No.	Dollars.	No.	Dollars.	No.	Lbs.	Galls.	Dollars.	Lbs.	Lbs.	Cords.	Dollars.
76	77	78	79	80	81	82	83	84	85	86	87	88	89	90	91	92	93	94	95	96	97	98	99	100
1			40						20	20		10		10									10	10
2			25					1/2	90	10		20		10									20	20
3			20					1/2	20	10		30		5		40							10	10
4		2	10								1/2													
5			20						10			10		10		20								
6			10																					
7			40									100											10	10
8																								
9																								
10																								

D.

[7–306.]

Page No. 20
Supervisor's Dist: No. 7
Enumeration Dist: No. 127

NOTE A.—The light dotted perpendicular lines, which divide the spaces intended for numbers on this Schedule, are intended to separate the units, tens, &c., from each other, and the Enumerator should be careful that the figures are written within the small spaces so formed, thus: | | 7 | 4 |, the units | | 4 | 2 | 1 | in the right-hand small spaces. | | 3 | 9 |

NOTE B.—Make an affirmative entry by a slanting line (thus /) in one of the three columns 2, 3, and 4, according as the fact is in the case of each farm—in column 2, if the occupier is the owner of the farm; in column 3, if he is the tenant at a fixed money rental; in column 4, if he conducts it for a share of the product.

NOTE C.—Enumerators will observe that there are 100 questions relating to each farm, which are arranged in four successive divisions of each schedule page.

SCHEDULE 2.—Productions of Agriculture in Grape Grove Township in the County of Ray, State of Missouri

enumerated by me on the 11th day of June, 1880. Alex M Morse, *Enumerator.*

OF THE PERSON WHO CONDUCTS THIS FARM.				ACRES OF LAND.				FARM VALUES.			FENCES.		LABOR.			GRASS LANDS.							
	TENURE.			IMPROVED.		UNIMPROVED.										ACREAGE 1879.		PRODUCTS HARVESTED IN 1879.			Horses of all ages on hand June 1, 1880.	Mules and Asses, all ages, on hand June 1, 1880.
THE NAME.	Owner.	Rents for fixed money rental.	Rents for shares of products.	Tilled, including fallow and grass in rotation, (whether pasture or meadow.)	Permanent meadows, permanent pastures, orchards, vineyards.	Woodland and forest.	Other unimproved, including "old fields" not growing wood.	Of farm, including land, fences, and buildings.	Of farming implements and machinery.	Of Live Stock.	Cost of building and repairing in 1879.	Cost of fertilizers purchased in 1879.	Amount paid for wages for farm labor during 1879, including value of board.	Weeks hired labor in 1879 upon farm (and dairy) excluding house-work.	Estimated value of all farm productions (sold, consumed, or on hand) for 1879.	Mown.	Not Mown.	Hay.	Clover Seed.	Grass Seed.		
				No.	No.	No.	No.	Dollars.	Dollars.	Dollars.	Dollars.	Dollars.	Dollars.	No.	Dollars.	Acres.	Acres.	Tons.	Bushels.	Bushels.	No.	No.
1	2	3	4	5	6	7	8	9	10	11	12	13	14	15	16	17	18	19	20	21	22	23
1 Brown Samuel E.	/			80	12			1250	50	180	10	40	40	45	450	12		12			2	
2 Jackson Thomas J.		/		65	4			900	50	500					400	4		4			1	
3 Rose John A.	/			260	14	40		4000	200	250	25				600	12		14			2	
4 Craven L			/	47	6			400	25	200		12		3 / 1	250	6		6			2	
5 Hickman Humphry			/	100	6			1000	120	150					600	6		6			3	2
6 Bryant John H			/	40	10			400	50	120	10	10	6	2	300	10		10			3	1
7 Hamer Harrison		/		120				1500	125	1270		45	100	25	700	15		20				4
8 Price Henry		/		80				800	150	300	20				400						1	2
9 Snider William			/	30		5		320	50	200					300						2	
10																						

NEAT CATTLE AND THEIR PRODUCTS.											SHEEP.										SWINE.	POULTRY ON HAND JUNE 1ST, 1880, EXCLUSIVE OF SPRING HATCHING.		EGGS PRODUCED IN 1879.
ON HAND JUNE 1, 1880.			MOVEMENT, 1879.					Milk sold, or sent to butter and cheese factories in 1879.	Butter made on the farm in 1879.	Cheese made on the farm in 1879.	ON HAND JUNE 1, 1880.	MOVEMENT, 1879.							CLIP, SPRING 1880, SHORN AND TO BE SHORN.		ON HAND JUNE 1, 1880.			
			Cattle of all ages									Lambs dropped.	Sheep and lambs											
Working oxen.	Milch cows.	Other.	Calves dropped.	Purchased.	Sold living.	Slaughtered.	Died, strayed, and stolen, and not recovered.						Purchased.	Sold living.	Slaughtered.	Killed by dogs.	Died of disease.	Died of stress of weather.	Fleeces.	Weight.		Barn-yard.	Other.	
No.	No.	No.	No.	No.	No.	No.	No.	Gallons.	Lbs.	Lbs.	No.	No.	No.	No.	No.	No.	No.	No.	No.	Lbs.	No.	No.	No.	Doz.
24	25	26	27	28	29	30	31	32	33	34	35	36	37	38	39	40	41	42	43	44	45	46	47	48
1	/		/						75												40	20		20
2	/	/	/	/					60												15	25		20
3	/	5	/						75												8	20		40
4	/		/						60												8	40		25
5	2	2	/	/					150												15	20		30
6	2	5	/	2					150												10	05	20	40
7	4	38	/	6			1		550			8	3						8	32	12	60	25	40
8	2	3	/		1		1		150												30	20		40
9	/		/						60												6	10		20
10																								

CEREALS.												PULSE.		FIBER.						SUGAR.						BROOM CORN. 1879.	
BARLEY. 1879.		BUCKWHEAT. 1879.		INDIAN CORN. 1879.		OATS. 1879.		RYE. 1879.		WHEAT. 1879.		Canada Peas, (Dry.) in 1879.	Beans, (Dry.) in 1879.	FLAX—1879.				HEMP.		SORGHUM—1879.			MAPLE—1879.				
Area.	Crop.	Area.	Crop.	Area.	Crop.	Area.	Crop.	Area.	Crop.	Area.	Crop.			Area in Crop.	Seed.	Straw.	Fiber.			Area in Crop.	Sugar.	Molasses.	Sugar.	Molasses.			
Acres.	Bush.	Acres.	Bush.	Acres.	Bush.	Acres.	Bush.	Acres.	Bush.	Acres.	Bush.	Bush.	Bush.	Acres.	Bush.	Tons.	Lbs.	Acs.	Tns.	Acres.	Lbs.	Galls.	Lbs.	Galls.	Acs.	Lbs.
49	50	51	52	53	54	55	56	57	58	59	60	61	62	63	64	65	66	67	68	69	70	71	72	73	74	75
1				45	1350																					
2				60	3200	5	150													1		120				
3				65	3000	7	200																			
4				23	1500	4	150															25				
5				100	2500	5	150															50				
6				40	1500	10	200																			
7				80	3000	6	100													1						
8				80	3500	15	600															20				
9				30	1600																	10				
10																										

HOPS. 1879.		POTATOES, (Irish.) 1879.		POTATOES, (Sweet.) 1879.		TOBACCO. 1879.		ORCHARDS—1879.						Total value of orchard products of all kinds sold or consumed.	NURSERIES.		VINEYARDS.			MARKET GARDENS.	BEES—1879.		FOREST PRODUCTS.	
								APPLE.			PEACH.												
Area.	Crop.	Area.	Crop.	Area.	Crop.	Area.	Crop.	Acres.	Bearing trees.	Bushels. 1879.	Acres.	Bearing trees.	Bushels. 1879.		Acres.	Value of produce sold in 1879.	Acres.	Grapes sold in 1879.	Wine made in 1879.	Value of produce sold in 1879.	Honey.	Wax.	Amount of wood cut in 1879.	Value of all forest products sold or consumed in 1879.
Acres.	Lbs.	Acres.	Bush.	Acres.	Bush.	Acres.	Lbs.	No.	No.	No.	No.	No.	No.	Dollars.	No.	Dollars.	No.	Lbs.	Galls.	Dollars.	Lbs.	Lbs.	Cords.	Dollars.
76	77	78	79	80	81	82	83	84	85	86	87	88	89	90	91	92	93	94	95	96	97	98	99	100
1			10																					
2			30						5															
3			40						20					1									20	20
4			20						10			10	10			5								
5		3	25					2																
6			10						2		1/2												10	10
7			25						40	25		10	10	30										
8			40																					
9			25						10	6		20		5		40								
10																								

(1) (2)

[7–306.]

Received July 30, 1880

A.

Page No. 21
Supervisor's Dist: No. 7
Enumeration Dist: No. 127

NOTE A.—The light dotted perpendicular lines, which divide the spaces intended for numbers on this Schedule, are intended to separate the units, tens, &c., from each other, and the Enumerator should be careful that the figures are written within the small spaces so formed, thus: | 7 | 4 |, the units in the right-hand small spaces. | 4 | 2 | 1 | | 3 | 9 |

NOTE B.—Make an affirmative entry by a slanting line (thus /) in one of the three columns 2, 3, and 4, according as the fact is in the case of each farm—in column 2, if the occupier is the owner of the farm; in column 3, if he is the tenant at a fixed money rental; in column 4, if he conducts it for a share of the product.

NOTE C.—Enumerators will observe that there are 100 questions relating to each farm, which are arranged in four successive divisions of each schedule page.

SCHEDULE 2.—Productions of Agriculture in Grape Grove Township in the County of Ray, State of Missouri

enumerated by me on the 13th day of June, 1880. Wm M Morse, *Enumerator.*

OF THE PERSON WHO CONDUCTS THIS FARM.				ACRES OF LAND.				FARM VALUES.			FENCES.		LABOR.			GRASS LANDS.						
	TENURE.			IMPROVED.		UNIMPROVED.										ACREAGE 1879.		PRODUCTS HARVESTED IN 1879.				
THE NAME.	Owner.	Rents for fixed money rental.	Rents for shares of products.	Tilled, including fallow and grass in rotation, (whether pasture or meadow.)	Permanent meadows, permanent pastures, orchards, vineyards.	Woodland and forest.	Other unimproved, including "old fields" not growing wood.	Of farm, including land, fences, and buildings.	Of farming implements and machinery.	Of Live Stock.	Cost of building and repairing in 1879.	Cost of fertilizers purchased in 1879.	Amount paid for wages for farm labor during 1879, including value of board.	Weeks hired labor in 1879 upon farm (and dairy) excluding house-work.	Estimated value of all farm productions (sold, consumed, or on hand) for 1879.	Mown.	Not Mown.	Hay.	Clover Seed.	Grass Seed.	Horses of all ages on hand June 1, 1880.	Mules and Asses, all ages, on hand June 1, 1880.
				No.	No.	No.	No.	Dollars.	Dollars.	Dollars.	Dollars.	Dollars.	Dollars.	No.	Dollars.	Acres.	Acres.	Tons.	Bushels.	Bushels.	No.	No.
1	2	3	4	5	6	7	8	9	10	11	12	13	14	15	16	17	18	19	20	21	22	23
1 Milligan Lewis	1			40				400	50	200	10				400						2	
2 Hall Thomas	1			160	20	5	20	16000	100	400	20	10			900	10		10			7	2
3 Cross Spencer	1			160	10	40		17000	200	200					400	10		15			3	6
4 Beam Benjamin	1			160	80			16000	125	1100	150		20	10	900	40		30			5	2
5 Beeney Hiram			1	30				400	60	200	10				400						2	1
6 Ginything Georgy M.	1			80	10			2000	125	400	50	10			400	10		15			6	
7 Wilson & John		1		40				1000	75	200	10	5	32	6	325	10		10			2	
8 Statham Charles		1		60	15			8000	40	210	35		10	6	450						3	
9 Sullock Winston M.	1			240	60			26000	125	520					600	15		20			8	3
10 Wheeler Alfred	1			160	40			20000	200	1500			200	52	900	20		20			9	3

NEAT CATTLE AND THEIR PRODUCTS.											SHEEP.								CLIP, SPRING 1880, SHORN AND TO BE SHORN.		SWINE.	POULTRY ON HAND JUNE 1ST, 1880, EXCLUSIVE OF SPRING HATCHING.		
ON HAND JUNE 1, 1880.			MOVEMENT, 1879.									MOVEMENT, 1879.												
				Cattle of all ages								Sheep and lambs												
Working oxen.	Milch cows.	Other.	Calves dropped.	Purchased.	Sold living.	Slaughtered.	Died, strayed, and stolen, and not recovered.	Mills sold, or sent to butter and cheese factories in 1879.	Butter made on the farm in 1879.	Cheese made on the farm in 1879.	On hand June 1, 1880.	Lambs dropped.	Purchased.	Sold living.	Slaughtered.	Killed by dogs.	Died of disease.	Died of stress of weather.	Fleeces.	Weight.	On hand June 1, 1880.	Barn-yard.	Other.	Eggs PRODUCED IN 1879.
No.	No.	No.	No.	No.	No.	No.	No.	Gallons.	Lbs.	Lbs.	No.	No.	No.	No.	No.	No.	No.	No.	No.	Lbs.	No.	No.	No.	Doz.
24	25	26	27	28	29	30	31	32	33	34	35	36	37	38	39	40	41	42	43	44	45	46	47	48
1		2	1						160												13	20		20
2		4	6	1			1		75		35	20							35	131	30	24		20
3		3	4	1																	60	35		40
4		9	20	3	5	6	3		700		25	11				2	5		25	95	90	20		20
5		1		1					50												5	10		10
6		5		3			2		300												35	20	10	26
7		1		1					70												17	20		25
8		2		1					160												50	7		10
9		3	2	4			1		160												25	20		20
10		5	5	3		2	1				6	3							6	30	40	25	40	40

CEREALS.												PULSE.		FIBER.						SUGAR.						BROOM CORN. 1879.	
BARLEY. 1879.		BUCKWHEAT. 1879.		INDIAN CORN. 1879.		OATS. 1879.		RYE. 1879.		WHEAT 1879.		Canada Peas, (Dry,) in 1879.	Beans, (Dry,) in 1879.	FLAX—1879.				HEMP.		SORGHUM—1879.			MAPLE—1879.				
Area.	Crop.	Area.	Crop.	Area.	Crop.	Area.	Crop.	Area.	Crop.	Area.	Crop.			Area in Crop.	Seed.	Straw.	Fiber.			Area in Crop.	Sugar.	Molasses.	Sugar.	Molasses.			
Acres.	Bush.	Acres.	Bush.	Acres.	Bush.	Acres.	Bush.	Acres.	Bush.	Acres.	Bush.	Bush.	Bush.	Acres.	Bush.	Tons.	Lbs.	Acs.	Tns.	Acres.	Lbs.	Galls.	Lbs.	Galls.	Acs.	Lbs.
49	50	51	52	53	54	55	56	57	58	59	60	61	62	63	64	65	66	67	68	69	70	71	72	73	74	75
1				40	1300																	40				
2				80	3000	1	10															20				
3				32	1600	6	200																			
4				55	2500	8	100													1		10				
5				30	1100																					
6				55	2200	4	160															22				
7				40	1400															1		18				
8				40	1600	9	420													1		14				
9				150	6000																	32				
10				90	3500	12	600													1		40				

HOPS. 1879.		POTATOES, (Irish.) 1879.		POTATOES, (Sweet.) 1879.		TOBACCO. 1879.		ORCHARDS—1879.					NURSERIES.		VINEYARDS.			MARKET GARDENS.	BEES—1879.		FOREST PRODUCTS.	
								APPLE.			PEACH.											
Area.	Crop.	Area.	Crop.	Area.	Crop.	Area.	Crop.	Acres.	Bearing trees.	Bushels. 1879.	Acres.	Bearing trees.	Bushels. 1879.	Total value of orchard products of all kinds sold or consumed.	Acres.	Value of produce sold in 1879.	Acres.	Grapes sold in 1879.	Wine made in 1879.	Value of produce sold in 1879.	Honey.	Wax.	Amount of wood cut in 1879.	Value of all forest products sold or consumed in 1879.
Acres.	Lbs.	Acres.	Bush.	Acres.	Bush.	Acres.	Lbs.	No.	No.	No.	No.	No.	No.	Dollars.	No.	Dollars.	No.	Lbs.	Galls.	Dollars.	Lbs.	Lbs.	Cords.	Dollars.
76	77	78	79	80	81	82	83	84	85	86	87	88	89	90	91	92	93	94	95	96	97	98	99	100
1			10																					
2			20						10	20		10		10		20							2	20
3			20						25			10		10									10	10
4			40													10								
5			20																					
6		4	15					2			2													
7			40						10	10		20		10		20								
8			50						20	6				20		30								
9			40						20	10		20				20								
10			20						25	20		100		20		40								

B.

[7–306.]

Page No. 32
Supervisor's Dist: No. 7
Enumeration Dist: No. 127

NOTE A.—The light dotted perpendicular lines, which divide the spaces intended for numbers on this Schedule, are intended to separate the units, tens, &c., from each other, and the Enumerator should be careful that the figures are written within the small spaces so formed, thus: | | 7 | 4 |, the unit in the right-hand small spaces. | | 4 | 2 | 1 | | | 3 | 9 |

NOTE B.—Make an affirmative entry by a slanting line (thus /) in one of the three columns 2, 3, and 4, according as the fact is in the case of each farm—in column 2, if the occupier is the owner of the farm; in column 3, if he is the tenant at a fixed money rental; in column 4, if he conducts it for a share of the product.

NOTE C.—Enumerators will observe that there are 100 questions relating to each farm, which are arranged in four successive divisions of each schedule page

SCHEDULE 2.—Productions of Agriculture in Grape Grove Township in the County of Ray, State of Missouri

enumerated by me on the 12th day of June, 1880. Wm. M. Moore, *Enumerator.*

	OF THE PERSON WHO CONDUCTS THIS FARM.				ACRES OF LAND.				FARM VALUES.			FENCES.		LABOR.			GRASS LANDS.						
	THE NAME.	TENURE.			IMPROVED.		UNIMPROVED.										ACREAGE 1879.		PRODUCTS HARVESTED IN 1879.				
		Owner.	Rents for fixed money rental.	Rents for shares of products.	Tilled, including fallow and grass in rotation, (whether pasture or meadow.)	Permanent meadows, permanent pastures, orchards, vineyards.	Woodland and forest.	Other unimproved, including "old fields" not growing wood.	Of farm, including land, fences, and buildings.	Of farming implements and machinery.	Of Live Stock.	Cost of building and repairing in 1879.	Cost of fertilizers purchased in 1879.	Amount paid for wages for farm labor during 1879, including value of board.	Weeks hired labor in 1879 upon farm (and dairy) excluding house-work.	Estimated value of all farm productions (sold, consumed, or on hand) for 1879.	Mown.	Not Mown.	Hay.	Clover Seed.	Grass Seed.	Horses of all ages on hand June 1, 1880.	Mules and Asses, all ages, on hand June 1, 1880.
					No.	No.	No.	No.	Dollars.	Dollars.	Dollars.	Dollars.	Dollars.	Dollars.	No.	Dollars.	Acres.	Acres.	Tons.	Bushels.	Bushels.	No.	No.
	1	2	3	4	5	6	7	8	9	10	11	12	13	14	15	16	17	18	19	20	21	22	23
1	Barham James A.			1	65				800	100	200					400						2	
2	Bramm James M.			1	80	20			1000	200	200					500						2	1
3	Underdown Williams			1	35				350	150	400					600						2	2
4	Wilson James A.			1	40				450	50	200					400						2	1
5	Lanlock Joseph	1			320	65		160	3200	150	3110	200		200	52	600	60		60			2	2
6	Keith Silas	1			260	20		160	2700	500	800	50	25	20	5	700	20		20			4	6
7	Bryant Jas D.		1		80		10		1000	75	400					600						2	4
8	Pope Abraham	1			180		10		1600	25	600					700						4	2
9																							
10																							

	NEAT CATTLE AND THEIR PRODUCTS.											SHEEP.										SWINE.	POULTRY ON HAND JUNE 1ST, 1880, EXCLUSIVE OF SPRING HATCHING.		EGGS PRODUCED IN 1879.
	ON HAND JUNE 1, 1880.			MOVEMENT, 1879.								ON HAND JUNE 1, 1880.	MOVEMENT, 1879.							CLIP, SPRING 1880, SHORN AND TO BE SHORN.		ON HAND JUNE 1, 1880.			
					Cattle of all ages				Milk sold, or sent to butter and cheese factories in 1879.	Butter made on the farm in 1879.	Cheese made on the farm in 1879.			Shoep and lambs											
	Working oxen.	Milch cows.	Other.	Calves dropped.	Purchased.	Sold living.	Slaughtered.	Died, strayed, and stolen, and not recovered.				Lambs dropped.		Purchased.	Sold living.	Slaughtered.	Killed by dogs.	Died of disease.	Died of stress of weather.	Fleeces.	Weight.		Barnyard.	Other.	
	No.	No.	No.	No.	No.	No.	No.	No.	Gallons.	Lbs.	Lbs.	No.	No.	No.	No.	No.	No.	No.	No.	No.	Lbs.	No.	No.	No.	Doz.
	24	25	26	27	28	29	30	31	32	33	34	35	36	37	38	39	40	41	42	43	44	45	46	47	48
1		1		1						75												10	25		40
2		2	2	1						120												14	30	10	40
3		1	1	1						50												17	25	10	50
4		2								90												7	20		30
5		3	119	3	75	75				200												100	30		40
6		5	80	5	20	20				300			40	18						40	200	75	40	20	75
7		4	10	2	4	4				200												25	40	10	20
8		2	1	2						150												25	75		110
9																									
10																									

	CEREALS.												PULSE.		FIBER.						SUGAR.						BROOM CORN. 1879.	
	BARLEY. 1879.		BUCKWHEAT. 1879.		INDIAN CORN. 1879.		OATS. 1879.		RYE. 1879.		WHEAT. 1879.		Canada Peas, (Dry.) in 1879.	Beans, (Dry.) in 1879.	FLAX—1879.				HEMP.		SORGHUM—1879.			MAPLE—1879.				
	Area.	Crop.	Area.	Crop.	Area.	Crop.	Area.	Crop.	Area.	Crop.	Area.	Crop.			Area in Crop.	Seed.	Straw.	Fiber.			Area in Crop.	Sugar.	Molasses.	Sugar.	Molasses.			
	Acres.	Bush.	Acres.	Bush.	Acres.	Bush.	Acres.	Bush.	Acres.	Bush.	Acres.	Bush.	Bush.	Bush.	Acres.	Bush.	Tons.	Lbs.	Acs.	Tns.	Acres.	Lbs.	Galls.	Lbs.	Galls.	Acs.	Lbs.
	49	50	51	52	53	54	55	56	57	58	59	60	61	62	63	64	65	66	67	68	69	70	71	72	73	74	75
1					30	1100	15	400																			
2					40	1500	9	200															18				
3					40	1600	10	400															20				
4					40	1600															1						
5					50	1800																					
6					160	7000	10	300			15	120											40				
7					80	3000																					
8					40	1500																					
9																											
10																											

	HOPS. 1879.		POTATOES, (Irish.) 1879.		POTATOES, (Sweet.) 1879.		TOBACCO. 1879.		ORCHARDS—1879.							NURSERIES.		VINEYARDS.			MARKET GARDENS.	BEES—1879.		FOREST PRODUCTS.	
									APPLE.			PEACH.			Total value of orchard products of all kinds sold or consumed.										
	Area.	Crop.	Area.	Crop.	Area.	Crop.	Area.	Crop.	Acres.	Bearing trees.	Bushels. 1879.	Acres.	Bearing trees.	Bushels. 1879.		Acres.	Value of produce sold in 1879.	Acres.	Grapes sold in 1879.	Wine made in 1879.	Value of produce sold in 1879.	Honey.	Wax.	Amount of wood cut in 1879.	Value of all forest products sold or consumed in 1879.
	Acres.	Lbs.	Acres.	Bush.	Acres.	Bush.	Acres.	Lbs.	No.	No.	No.	No.	No.	No.	Dollars.	No.	Dollars.	No.	Lbs.	Galls.	Dollars.	Lbs.	Lbs.	Cords.	Dollars.
	76	77	78	79	80	81	82	83	84	85	86	87	88	89	90	91	92	93	94	95	96	97	98	99	100
1				10						10			10												
2				20						10			10												
3				40						10			10				20								
4			3	20					3	20		1/2	9				10								
5				20						10							20							10	10
6				40						40	70		20		20		40							10	10
7				20						10	10				10		20							20	20
8				20						10														10	10
9																									
10																									

Received July 30, 1880.

[7–306.]

C.

Page No. 23
Supervisor's Dist: No. 7
Enumeration Dist: No. 177

NOTE A.—The light dotted perpendicular lines, which divide the spaces intended for numbers on this Schedule, are intended to separate the units, tens, &c., from each other, and the Enumerator should be careful that the figures are written within the small spaces so formed, thus: | 7 | 4 |, the units | 4 | 2 | 1 | in the right-hand small spaces. | | 3 | 9 |

NOTE B.—Make an affirmative entry by a slanting line (thus /) in one of the three columns 2, 3, and 4, according as the fact is in the case of each farm—in column 2, if the occupier is the owner of the farm; in column 3, if he is the tenant at a fixed money rental; in column 4, if he conducts it for a share of the product.

NOTE C.—Enumerators will observe that there are 100 questions relating to each farm, which are arranged in four successive divisions of each schedule page.

SCHEDULE 2.—Productions of Agriculture in Grape Grove Township in the County of Ray, State of Missouri

enumerated by me on the 14th day of June, 1880. Wm M. Morse, *Enumerator.*

OF THE PERSON WHO CONDUCTS THIS FARM.				ACRES OF LAND.				FARM VALUES.			FENCES.		LABOR.			GRASS LANDS.						
	TENURE.			IMPROVED.		UNIMPROVED.										ACREAGE 1879.		PRODUCTS HARVESTED IN 1879.				
THE NAME.	Owner.	Rents for fixed money rental.	Rents for shares of products.	Tilled, including fallow and grass in rotation, (whether pasture or meadow.)	Permanent meadows, permanent pastures, orchards, vineyards.	Woodland and forest.	Other unimproved, including "old fields" not growing wood.	Of farm, including land, fences, and buildings.	Of farming implements and machinery.	Of Live Stock.	Cost of building and repairing in 1879.	Cost of fertilizers purchased in 1879.	Amount paid for wages for farm labor during 1879, including value of board.	Weeks hired labor in 1879 upon farm (and dairy) excluding house-work.	Estimated value of all farm productions (sold, consumed, or on hand) for 1879.	Mown.	Not Mown	Hay.	Clover Seed.	Grass Seed.	Horses of all ages on hand June 1, 1880.	Mules and Asses, all ages, on hand June 1, 1880.
				No.	No.	No.	No.	Dollars.	Dollars.	Dollars.	Dollars.	Dollars.	Dollars.	No.	Dollars.	Acres.	Acres.	Tons.	Bushels.	Bushels.	No.	No.
1	2	3	4	5	6	7	8	9	10	11	12	13	14	15	16	17	18	19	20	21	22	23
1 Ross David Sr	1.			550	160	25	100	5500	200	840			50	20	900	20		20			4	2
2 Ross Samuel E.	1.			120	20	10		1200	100	700					900	10		10			4	1
3 Morgan Williams	1.			140	10			1000	75	200			90	25	600	10		15			4	2
4 Jones Williams			1.	40				400	25	100					300						2	
5 Langley Luke			1.	45	10	10		700	40	200			10	3	400	6		9			4	
6 Giles Williams R.			1.	40	5	10		600	25	300					300	7		10			2	4
7 Hospaugh George W.	1.			80	18			1600	75	500			20	4	600	10		20			3	
8 Payne James F.		1.		20				200	25	100											1	
9																						
10																						

NEAT CATTLE AND THEIR PRODUCTS.											SHEEP.										SWINE.	POULTRY ON HAND JUNE 1ST, 1880, EXCLUSIVE OF SPRING HATCHING.		
ON HAND JUNE 1, 1880.			MOVEMENT, 1879.								ON HAND JUNE 1, 1880.	MOVEMENT, 1879.							CLIP, SPRING 1880, SHORN AND TO BE SHORN.		ON HAND JUNE 1, 1880.			
			Cattle of all ages										Sheep and lambs											
Working oxen.	Milch cows.	Other.	Calves dropped.	Purchased.	Sold living.	Slaughtered.	Died, strayed, and stolen, and not recovered.	Milk sold, or sent to butter and cheese factories in 1879.	Butter made on the farm in 1879.	Cheese made on the farm in 1879.		Lambs dropped.	Purchased.	Sold living.	Slaughtered.	Killed by dogs.	Died of disease.	Died of stress of weather.	Fleeces.	Weight.	On hand June 1, 1880.	Barn-yard.	Other.	Does PRODUCED IN 1879.
No.	No.	No.	No.	No.	No.	No.	No.	Gallons.	Lbs.	Lbs.	No.	No.	No.	No.	No.	No.	No.	No.	No.	Lbs.	No.	No.	No.	Doz.
24	25	26	27	28	29	30	31	32	33	34	35	36	37	38	39	40	41	42	43	44	45	46	47	48
1	5	30	5		20				250		19	6							19	95	12	30		40
2	3	23	3		10				160												25	20		40
3	1	1	1						75												7	25		10
4	1	1	1	1	1				60												30	40		25
5	2		1						175												15	11		11
6	5	1	3						200												30	20		40
7	5	20	5						300												18	40		20
8	1		1						75												6	20		10
9																								
10																								

CEREALS.												PULSE.		FIBER.						SUGAR.						BROOM CORN. 1879.	
BARLEY. 1879.		BUCKWHEAT. 1879.		INDIAN CORN. 1879.		OATS. 1879.		RYE. 1879.		WHEAT. 1879.		Canada Peas, (Dry.) in 1879.	Beans, (Dry.) in 1879.	FLAX—1879.				HEMP.		SORGHUM—1879.			MAPLE—1879.				
Area.	Crop.	Area.	Crop.	Area.	Crop.	Area.	Crop.	Area.	Crop.	Area.	Crop.			Area in Crop.	Seed.	Straw.	Fiber.			Area in Crop.	Sugar.	Molasses.	Sugar.	Molasses.			
Acres.	Bush.	Acres.	Bush.	Acres.	Bush.	Acres.	Bush.	Acres.	Bush.	Acres.	Bush.	Bush.	Bush.	Acres.	Bush.	Tons.	Lbs.	Acs.	Tns.	Acres.	Lbs.	Galls.	Lbs.	Galls.	Acs.	Lbs.
49	50	51	52	53	54	55	56	57	58	59	60	61	62	63	64	65	66	67	68	69	70	71	72	73	74	75
1				25	1300															2		80				
2				55	2200																	40				
3				40	1700																					
4				40	1400															1		20				
5				40	1200					10	30											10				
6				30	1000																					
7				55	2300	7	200																			
8				10	300																					
9																										
10																										

HOPS. 1879.		POTATOES, (Irish.) 1879.		POTATOES, (Sweet.) 1879.		TOBACCO. 1879.		ORCHARDS—1879.					NURSERIES.		VINEYARDS.			MARKET GARDENS.	BEES—1879.		FOREST PRODUCTS.	
								APPLE.			PEACH.											
Area.	Crop.	Area.	Crop.	Area.	Crop.	Area.	Crop.	Acres.	Bearing trees.	Bushels. 1879.	Acres.	Bearing trees.	Bushels. 1879.	Total value of orchard products of all kinds sold or consumed.	Acres.	Value of produce sold in 1879.	Acres.	Grapes sold in 1879.	Wine made in 1879.	Value of produce sold in 1879.	Honey.	Wax.	Amount of wood cut in 1879.	Value of all forest products sold or consumed in 1879.
Acres.	Lbs.	Acres.	Bush.	Acres.	Bush.	Acres.	Lbs.	No.	No.	No.	No.	No.	No.	Dollars.	No.	Dollars.	No.	Lbs.	Galls.	Dollars.	Lbs.	Lbs.	Cords.	Dollars.
76	77	78	79	80	81	82	83	84	85	86	87	88	89	90	91	92	93	94	95	96	97	98	99	100
1			20						100	20		100		10		20							10	10
2			40						300	30		20		40		20							10	10
3			20						20			10												
4		2	10					23			2													
5			25																					
6			20						110	40		10		25		40							10	10
7			10						10	10		10		5		10							20	20
8			5																					
9																								
10																								

J J

D.

[7–306.]

Page No. 31
Supervisor's Dist: No. 7
Enumeration Dist: No. 127

NOTE A.—The light dotted perpendicular lines, which divide the spaces intended for numbers on this Schedule, are intended to separate the units, tens, &c., from each other, and the Enumerator should be careful that the figures are written within the small spaces so formed, thus: 7|4, the units in the right-hand small spaces. 4|2|1 3|9

NOTE B.—Make an affirmative entry by a slanting line (thus /) in one of the three columns 2, 3, and 4, according as the fact is in the case of each farm—in column 2, if the occupier is the owner of the farm; in column 3, if he is the tenant at a fixed money rental; in column 4, if he conducts it for a share of the product.

NOTE C.—Enumerators will observe that there are 100 questions relating to each farm, which are arranged in four successive divisions of each schedule page.

SCHEDULE 2.—Productions of Agriculture in Grafton Township in the County of Ray, State of Missouri

enumerated by me on the 15th day of June, 1880. Wm M Morse,

Enumerator.

OF THE PERSON WHO CONDUCTS THIS FARM.				ACRES OF LAND.				FARM VALUES.			FENCES.		LABOR.			GRASS LANDS.							
	TENURE.			IMPROVED.		UNIMPROVED.										ACREAGE 1879.		PRODUCTS HARVESTED IN 1879.				
FIRM NAME.	Owner.	Rents for fixed money rental.	Rents for shares of products.	Tilled, including fallow and grass in rotation, (whether pasture or meadow.)	Permanent meadows, permanent pastures, orchards, vineyards.	Woodland and forest.	Other unimproved, including "old fields" not growing wood.	Of farm, including land, fences, and buildings.	Of farming implements and machinery.	Of Live Stock.	Cost of building and repairing in 1879.	Cost of fertilizers purchased in 1879.	Amount paid for wages for farm labor during 1879, including value of board.	Weeks hired labor in 1879 upon farm (and dairy) excluding house-work.	Estimated value of all farm productions (sold, consumed, or on hand) for 1879.	Mown.	Not Mown.	Hay.	Clover Seed.	Grass Seed.	Horses of all ages on hand June 1, 1880.	Mules and Asses, all ages, on hand June 1, 1880.
				No.	No.	No.	No.	Dollars.	Dollars.	Dollars.	Dollars.	Dollars.	Dollars.	No.	Dollars.	Acres.	Acres.	Tons.	Bushels.	Bushels.	No.	No.
1	2	3	4	5	6	7	8	9	10	11	12	13	14	15	16	17	18	19	20	21	22	23
1	Harter David	1		100	40			2000	50	600	10	20			600	10		10			4	
2	Bunsler & Jefferson	1		80				800	40	200					500						3	
3	Bell Jas C			30				300	20	175					400						4	
4	McKnight A J			60	40			1000	75	200					300	6		10			3	1
5	Hall Ezra	1		160	40	40		2000	100	690					500	6		7			4	
6	Sick Henry			35				200	20	150					300						2	
7	Moonmaw Edward H.		1	240	140	40		2100	100	350					600						3	1
8	Cox Richard		1	35				800	10	150					200						2	
9																						
10																						

NEAT CATTLE AND THEIR PRODUCTS.											SHEEP.										SWINE.	POULTRY ON HAND JUNE 1ST, 1880, EXCLUSIVE OF SPRING HATCHING.		EGGS PRODUCED IN 1879.
ON HAND JUNE 1, 1880.			MOVEMENT, 1879.					Milk sold or sent to butter and cheese factories in 1879.	Butter made on the farm in 1879.	Cheese made on the farm in 1879.	ON HAND JUNE 1, 1880.	MOVEMENT, 1879.								CLIP, SPRING 1880, SHORN AND TO BE SHORN.		ON HAND JUNE 1, 1880.			
			Cattle of all ages									Lambs dropped.	Sheep and lambs												
Working oxen.	Milch cows.	Other.	Calves dropped.	Purchased.	Sold living.	Slaughtered.	Died, strayed, and stolen, and not recovered.						Purchased.	Sold living.	Slaughtered.	Killed by dogs.	Died of disease.	Died of stress of weather.	Fleeces.	Weight.		Barn-yard.	Other.	
No.	No.	No.	No.	No.	No.	No.	No.	Gallons.	Lbs.	Lbs.	No.	No.	No.	No.	No.	No.	No.	No.	No.	Lbs.	No.	No.	No.	Doz.
24	25	26	27	28	29	30	31	32	33	34	35	36	37	38	39	40	41	42	43	44	45	46	47	48
1	5	5	5		5				250		30	16							30	120	20	20		40
2	2	1	2						160												20	40		20
3	1	2	1		2				75												10	25		30
4	2		2						160												20	40		20
5	4	18	2						240		42								42	168	30	75	10	20
6	1		1						75												10	10		10
7	2		1						160												20	20	10	40
8	1		1						75												10	20		40
9																								
10																								

CEREALS.												PULSE.		FIBER.						SUGAR.						BROOM CORN. 1879.	
BARLEY. 1879.		BUCKWHEAT. 1879.		INDIAN CORN. 1879.		OATS. 1879.		RYE. 1879.		WHEAT. 1879.		Canada Peas, (Dry.) in 1879.	Beans, (Dry.) in 1879.	FLAX—1879.				HEMP.		SORGHUM—1879.			MAPLE—1879.				
Area.	Crop.	Area.	Crop.	Area.	Crop.	Area.	Crop.	Area.	Crop.	Area.	Crop.			Area in Crop.	Seed.	Straw.	Fiber.			Area in Crop.	Sugar.	Molasses.	Sugar.	Molasses.			
Acres.	Bush.	Acres.	Bush.	Acres.	Bush.	Acres.	Bush.	Acres.	Bush.	Acres.	Bush.	Bush.	Bush.	Acres.	Bush.	Tons.	Lbs.	Acs.	Tns.	Acres.	Lbs.	Galls.	Lbs.	Galls.	Acs.	Lbs.
49	50	51	52	53	54	55	56	57	58	59	60	61	62	63	64	65	66	67	68	69	70	71	72	73	74	75
1				40	1500																	40				
2				40	1100																	20				
3				20	800	10	240															20				
4				40	1400	5	70													2		40				
5				40	1800																	10				
6				20	900																					
7				100	4000																					
8				30	900																	20				
9																										
10																										

HOPS. 1879.		POTATOES, (Irish.) 1879.		POTATOES, (Sweet.) 1879.		TOBACCO. 1879.		ORCHARDS—1879.							NURSERIES.		VINEYARDS.			MARKET GARDENS.	BEES—1879.		FOREST PRODUCTS.	
								APPLE.			PEACH.													
Area.	Crop.	Area.	Crop.	Area.	Crop.	Area.	Crop.	Acres.	Bearing trees.	Bushels. 1879.	Acres.	Bearing trees.	Bushels. 1879.	Total value of orchard products of all kinds sold or consumed.	Acres.	Value of produce sold in 1879.	Acres.	Grapes sold in 1879.	Wine made in 1879.	Value of produce sold in 1879.	Honey.	Wax.	Amount of wood cut in 1879.	Value of all forest products sold or consumed in 1879.
Acres.	Lbs.	Acres.	Bush.	Acres.	Bush.	Acres.	Lbs.	No.	No.	No.	No.	No.	No.	Dollars.	No.	Dollars.	No.	Lbs.	Galls.	Dollars.	Lbs.	Lbs.	Cords.	Dollars.
76	77	78	79	80	81	82	83	84	85	86	87	88	89	90	91	92	93	94	95	96	97	98	99	100
1			20						10			20											10	10
2			10						10			10	10			20							10	20
3			40													20								
4		2	40					2	10		1	20				10							10	10
5			30						20	40	1	20				10							10	10
6			10																					
7			20						10	10		10				20							10	10
8			10																					
9																								
10																								

[7–306.]

Received July 30, 1880.

A.

Page No. 25
Supervisor's Dist: No. 7
Enumeration Dist: No. 127

NOTE A.—The light dotted perpendicular lines, which divide the spaces intended for numbers on this Schedule, are intended to separate the units, tens, &c., from each other, and the Enumerator should be careful that the figures are written within the small spaces so formed, thus: | | 7 | 4 |, the units | 4 | 2 | 1 | in the right-hand small spaces. | | 3 | 9 |.

NOTE B.—Make an affirmative entry by a slanting line (thus /) in one of the three columns 2, 3, and 4, according as the fact is in the case of each farm—in column 2, if the occupier is the owner of the farm; in column 3, if he is the tenant at a fixed money rental; in column 4, if he conducts it for a share of the product.

NOTE C.—Enumerators will observe that there are 100 questions relating to each farm, which are arranged in four successive divisions of each schedule page.

SCHEDULE 2.—Productions of Agriculture in Grape Grove Township in the County of Ray, State of Missouri

enumerated by me on the 16th day of June, 1880. Wm M Moore, *Enumerator.*

OF THE PERSON WHO CONDUCTS THIS FARM.				ACRES OF LAND.				FARM VALUES.			FENCES.		LABOR.			GRASS LANDS.						
	TENURE.			IMPROVED.		UNIMPROVED.										ACREAGE 1879.		PRODUCTS HARVESTED IN 1879.				
THE NAME.	Owner.	Rents for fixed money rental.	Rents for shares of products.	Tilled, including fallow and grass in rotation, (whether pasture or meadow.)	Permanent meadows, permanent pastures, orchards, vineyards.	Woodland and forest.	Other unimproved, including "old fields" not growing wood.	Of farm, including land, fences, and buildings.	Of farming implements and machinery.	Of Live Stock.	Cost of building and repairing in 1879.	Cost of fertilizers purchased in 1879.	Amount paid for farm labor during 1879, including value of board.	Weeks hired labor in 1879 upon farm (and dairy) excluding house-work.	Estimated value of all farm productions (sold, consumed, or on hand) for 1879.	Mown.	Not Mown.	Hay.	Clover Seed.	Grass Seed.	Horses of all ages on hand June 1, 1880.	Mules and Asses, all ages, on hand June 1, 1880.
				No.	No.	No.	No.	Dollars.	Dollars.	Dollars.	Dollars.	Dollars.	Dollars.	No.	Dollars.	Acres.	Acres.	Tons.	Bushels.	Bushels.	No.	No.
1	2	3	4	5	6	7	8	9	10	11	12	13	14	15	16	17	18	19	20	21	22	23
1 Gilbow William K.	1			80	40	20		800	50	100					400	10		10			2	1
2 Kramo John G.	1			170	08	20		1800	20	100					400	10		20			2	1
3 Edgington Mary			1	80				300	10	150					200						2	1
4 Snow Frederick	1						320	2240														
5 Cummins Madison B.	1						320	2240														
6 Griffith A. W.	1						160	1120														
7 Smith J.	1						160	1120														
8 Hamilton William	1			160	80			1000	100	400					600	10		10			4	1
9 Harris Charles		1		40				400	25	200					400						2	1
10 Ames Catherine	1						240	1920														

NEAT CATTLE AND THEIR PRODUCTS.											SHEEP.										SWINE.	POULTRY ON HAND JUNE 1ST, 1880, EXCLUSIVE OF SPRING HATCHING.		EGGS PRODUCED IN 1879.
ON HAND JUNE 1, 1880.			MOVEMENT, 1879.									MOVEMENT, 1879.							CLIP, SPRING 1880, SHORN AND TO BE SHORN.					
				Cattle of all ages								Sheep and lambs												
Working oxen.	Milch cows.	Other.	Calves dropped.	Purchased.	Sold living.	Slaughtered.	Died, strayed, and stolen, and not recovered.	Milk sold, or sent to butter and cheese factories in 1879.	Butter made on the farm in 1879.	Cheese made on the farm in 1879.	On hand June 1, 1880.	Lambs dropped.	Purchased.	Sold living.	Slaughtered.	Killed by dogs.	Died of disease.	Died of stress of weather.	Fleeces.	Weight.	On hand June 1, 1880.	Barn-yard.	Other.	
No.	No.	No.	No.	No.	No.	No.	No.	Gallons.	Lbs.	Lbs.	No.	No.	No.	No.	No.	No.	No.	No.	No.	Lbs.	No.	No.	No.	Doz.
24	25	26	27	28	29	30	31	32	33	34	35	36	37	38	39	40	41	42	43	44	45	46	47	48
1	1	1	1						70												20	40		40
2	1		1						60												6	20		20
3	1		1						20												6	10		20
4																								
5																								
6																								
7																								
8	1	10	1						60												10			
9	1		1						60												20	10	20	20
10																								

CEREALS.												PULSE.		FIBER.						SUGAR.						BROOM CORN. 1879.	
BARLEY. 1879.		BUCKWHEAT. 1879.		INDIAN CORN. 1879.		OATS. 1879.		RYE. 1879.		WHEAT 1879.				FLAX—1879.				HEMP.		SORGHUM—1879.			MAPLE—1879.				
Area.	Crop.	Area.	Crop.	Area.	Crop.	Area.	Crop.	Area.	Crop.	Area.	Crop.	Canada Peas, (Dry.) in 1879.	Beans, (Dry.) in 1879.	Area in Crop.	Seed.	Straw.	Fiber.			Area in Crop.	Sugar.	Molasses.	Sugar.	Molasses.			
Acres.	Bush.	Acres.	Bush.	Acres.	Bush.	Acres.	Bush.	Acres.	Bush.	Acres.	Bush.	Bush.	Bush.	Acres.	Bush.	Tons.	Lbs.	Acs.	Tns.	Acres.	Lbs.	Galls.	Lbs.	Galls.	Acs.	Lbs.
49	50	51	52	53	54	55	56	57	58	59	60	61	62	63	64	65	66	67	68	69	70	71	72	73	74	75
1				40	1400	10	400															20				
2				20	900	9	300															40				
3				20	800	4	100															10				
4																										
5																				1						
6																										
7																										
8				40	1400																					
9				40	1300																	20				
10																										

HOPS. 1879.		POTATOES, (Irish.) 1879.		POTATOES, (Sweet.) 1879.		TOBACCO. 1879.		ORCHARDS—1879.						NURSERIES.		VINEYARDS.			MARKET GARDENS.	BEES—1879.		FOREST PRODUCTS.	
								APPLE.			PEACH.												
Area.	Crop.	Area.	Crop.	Area.	Crop.	Area.	Crop.	Acres.	Bearing trees.	Bushels. 1879.	Acres.	Bearing trees.	Bushels. 1879.	Total value of orchard products of all kinds sold or consumed.	Acres.	Value of produce sold in 1879.	Acres.	Grapes sold in 1879.	Wine made in 1879.	Value of produce sold in 1879.	Honey.	Wax.	Amount of wood cut in 1879.	Value of all forest products sold or consumed in 1879.
Acres.	Lbs.	Acres.	Bush.	Acres.	Bush.	Acres.	Lbs.	No.	No.	No.	No.	No.	No.	Dollars.	No.	Dollars.	No.	Lbs.	Galls.	Dollars.	Lbs.	Lbs.	Cords.	Dollars.
76	77	78	79	80	81	82	83	84	85	86	87	88	89	90	91	92	93	94	95	96	97	98	99	100
1			20						20			20		10		10							10	10
2			40						20			20		20		10							10	10
3			10																					
4																								
5		1						1			1/2													
6																								
7																								
8			10						10			10		10		20								
9			20																					
10																								

B.

[7–306.]

Page No. 2
Supervisor's Dist: No. 7
Enumeration Dist: No. 128

NOTE A.—The light dotted perpendicular lines, which divide the spaces intended for numbers on this Schedule, are intended to separate the units, tens, &c., from each other, and the Enumerator should be careful that the figures are written within the small spaces so formed, thus: | | 7 | 4 |, the units | 4 | 2 | 1 | in the right-hand small spaces. | | 3 | 9 |

NOTE B.—Make an affirmative entry by a slanting line (thus /) in one of the three columns 2, 3, and 4, according as the fact is in the case of each farm—in column 2, if the occupier is the owner of the farm; in column 3, if he is the tenant at a fixed money rental; in column 4, if he conducts it for a share of the product.

NOTE C.—Enumerators will observe that there are 100 questions relating to each farm, which are arranged in four successive divisions of each schedule page.

SCHEDULE 2.—Productions of Agriculture in 128th Dist in the County of Ray, State of Missouri

enumerated by me on the 1st & 2nd day of June, 1880. Frank Cramer, *Enumerator.*

	OF THE PERSON WHO CONDUCTS THIS FARM.			ACRES OF LAND.				FARM VALUES.			FENCES.		LABOR.			GRASS LANDS.						
		TENURE.		IMPROVED.		UNIMPROVED.										ACREAGE 1879.		PRODUCTS HARVESTED IN 1879.				
	THE NAME.	Owner.	Rents for fixed money rental.	Rents for share of products.	Tilled, including fallow and grass in rotation, (whether pasture or meadow.)	Permanent meadows, permanent pastures, orchards, vineyards.	Woodland and forest.	Other unimproved, including "old fields" not growing wood.	Of farm, including land, fences, and buildings.	Of farming implements and machinery.	Of Live Stock.	Cost of building and repairing in 1879.	Cost of fertilizers purchased in 1879.	Amount paid for wages for farm labor during 1879, including value of board.	Weeks hired labor in 1879 upon farm (and dairy) excluding house-work.	Estimated value of all farm productions (sold, consumed, or on hand) for 1879.	Mown.	Not Mown.	Hay.	Clover Seed.	Grass Seed.	Horses of all ages on hand June 1, 1880.	Mules and Asses, all ages, on hand June 1, 1880.
					No.	No.	No.	No.	Dollars.	Dollars.	Dollars.	Dollars.	Dollars.	Dollars.	No.	Dollars.	Acres.	Acres.	Tons.	Bushels.	Bushels.	No.	No.
	1	2	3	4	5	6	7	8	9	10	11	12	13	14	15	16	17	18	19	20	21	22	23
1	Burnett Willis		/		20		20		300	25	100	10				300						2	
2	Shields Robert		/		34	6	80		300	15	160	20				280						2	
× 3	Pulee Levi		/		34	76	80		2200	35	360	15				800	4		4			6	
4	Kimbrough Ed		/		72	8			600	60	280	50				350						3	
5	Nelson Wm	/			180	117	30		2000	125	510	25				640	14	6	14			7	3
6	Bright Wm	/			88	25			1100	100	700	25		72	16	735	12		5			4	3
7	Meizner Rose	/			20	1			210	10	115					200						2	
8	Meizner Albert	/			27	1	13		400	30	200					300						4	2
9	Matthews J. S.	/			50		40		900	40	380	10		20	4	540						2	3
10	Moore David	/			30		10		500	40	160	25				200						2	

	NEAT CATTLE AND THEIR PRODUCTS.											SHEEP.										SWINE.	POULTRY ON HAND JUNE 1st, 1880, EXCLUSIVE OF SPRING HATCHING.		EGGS PRODUCED IN 1879.
	ON HAND JUNE 1, 1880.			MOVEMENT, 1879.								ON HAND JUNE 1, 1880.	MOVEMENT, 1879.							CLIP, SPRING 1880, SHORN AND TO BE SHORN.		ON HAND JUNE 1, 1880.			
				Cattle of all ages									Lambs dropped.	Sheep and lambs											
	Working oxen.	Milch cows.	Other.	Calves dropped.	Purchased.	Sold living.	Slaughtered.	Died, strayed, and stolen, and not recovered.	Milk sold or sent to butter and cheese factories in 1879.	Butter made on the farm in 1879.	Cheese made on the farm in 1879.			Purchased.	Sold living.	Slaughtered.	Killed by dogs.	Died of disease.	Died of stress of weather.	Fleeces.	Weight.		Barn-yard.	Other.	
	No.	No.	No.	No.	No.	No.	No.	No.	Gallons.	Lbs.	Lbs.	No.	No.	No.	No.	No.	No.	No.	No.	No.	Lbs.	No.	No.	No.	Doz.
	24	25	26	27	28	29	30	31	32	33	34	35	36	37	38	39	40	41	42	43	44	45	46	47	48
1		2	2	2						75												10	96		75
2		1	2	1						40												14	24		50
3		4	6	4		1				175												16	36		75
4		3	3	2						180												17	12		25
5		4	9	3						150												83	48		200
6		4	8	3		1				150			4	1	4					3	30	70	36		75
7		1		1		1				40												5	24		50
8		2		1						50												5	24		50
9		1	5	1	1					40												50	36		50
10		1		1						50												17	24		50

	CEREALS.												PULSE.		FIBER.						SUGAR.						BROOM CORN. 1879.	
	BARLEY. 1879.		BUCKWHEAT. 1879.		INDIAN CORN. 1879.		OATS. 1879.		RYE. 1879.		WHEAT. 1879.		Canada Peas, (Dry.) in 1879.	Beans, (Dry.) in 1879.	FLAX—1879.				HEMP.		SORGHUM—1879.			MAPLE—1879.				
	Area.	Crop.	Area.	Crop.	Area.	Crop.	Area.	Crop.	Area.	Crop.	Area.	Crop.			Area in Crop.	Seed.	Straw.	Fiber.			Area in Crop.	Sugar.	Molasses.	Sugar.	Molasses.			
	Acres.	Bush.	Acres.	Bush.	Acres.	Bush.	Acres.	Bush.	Acres.	Bush.	Acres.	Bush.	Bush.	Bush.	Acres.	Bush.	Tons.	Lbs.	Acs.	Tns.	Acres.	Lbs.	Galls.	Lbs.	Galls.	Acs.	Lbs.
	49	50	51	52	53	54	55	56	57	58	59	60	61	62	63	64	65	66	67	68	69	70	71	72	73	74	75
1					20	1000																					
2					30	1200					4	40											25				
3					30	1200																	40				
4					20	600	52	1040			3	[illegible]											25				
5					85	2550	12	250			6	85									2		35				
6					40	1500	16	400			22	325											30				
7					20	1000																	20				
8					24	1375															1		20				
9					22	1100	1	20			20	320									1		108				
10					25	1000	2	40													2		200				

	HOPS. 1879.		POTATOES, (Irish.) 1879.		POTATOES, (Sweet.) 1879.		TOBACCO. 1879.		ORCHARDS—1879.							NURSERIES.		VINEYARDS.			MARKET GARDENS.	BEES—1879.		FOREST PRODUCTS.	
									APPLE.			PEACH.													
	Area.	Crop.	Area.	Crop.	Area.	Crop.	Area.	Crop.	Acres.	Bearing trees.	Bushels. 1879.	Acres.	Bearing trees.	Bushels. 1879.	Total value of orchard products of all kinds sold or consumed.	Acres.	Value of produce sold in 1879.	Acres.	Grapes sold in 1879.	Wine made in 1879.	Value of produce sold in 1879.	Honey.	Wax.	Amount of wood cut in 1879.	Value of all forest products sold or consumed in 1879.
	Acres.	Lbs.	Acres.	Bush.	Acres.	Bush.	Acres.	Lbs.	No.	No.	No.	No.	No.	No.	Dollars.	No.	Dollars.	No.	Lbs.	Galls.	Dollars.	Lbs.	Lbs.	Cords.	Dollars.
	76	77	78	79	80	81	82	83	84	85	86	87	88	89	90	91	92	93	94	95	96	97	98	99	100
1				10																					20
2				15																					
3				20																					45
4			1	13																					3
5				15																		60			10
6				20					1	13	10				5							23			5
7				15																					3
8			1/2	50	1/2	60									1/2										10
9			1/2	20					1	20	22				11										10
10			1/2	20																					10

[7–306.]

Received July 30, 1880. C.

Page No. 3
Supervisor's Dist: No. 7
Enumeration Dist: No. 128

NOTE A.—The light dotted perpendicular lines, which divide the spaces intended for numbers on this Schedule, are intended to separate the units, tens, &c., from each other, and the Enumerator should be careful that the figures are written within the small spaces so formed, thus: | | 7 | 4 |, the units in the right-hand small spaces. | | 4 | 2 | 1 | | | 3 | 9 |

NOTE B.—Make an affirmative entry by a slanting line (thus /) in one of the three columns 2, 3, and 4, according as the fact is in the case of each farm—in column 2, if the occupier is the owner of the farm; in column 3, if he is the tenant at a fixed money rental; in column 4, if he conducts it for a share of the product.

NOTE C.—Enumerators will observe that there are 100 questions relating to each farm, which are arranged in four successive divisions of each schedule page.

SCHEDULE 2.—Productions of Agriculture in 128th Dist in the County of Ray, State of Missouri

enumerated by me on the 2nd & 3rd day of June, 1880. Frank Cramer, *Enumerator.*

OF THE PERSON WHO CONDUCTS THIS FARM.				ACRES OF LAND.				FARM VALUES.			FENCES.		LABOR.			GRASS LANDS.						
	TENURE.			IMPROVED.		UNIMPROVED.										ACREAGE 1879.		PRODUCTS HARVESTED IN 1879.				
THE NAME.	Owner.	Rents for fixed money rental.	Rents for shares of products.	Tilled, including fallow and grass in rotation, (whether pasture or meadow.)	Permanent meadows, permanent pastures, orchards, vineyards.	Woodland and forest.	Other unimproved, including "old fields" not growing wood.	Of farm, including land, fences, and buildings.	Of farming implements and machinery.	Of Live Stock.	Cost of building and repairing in 1879.	Cost of fertilizers purchased in 1879.	Amount paid for wages for farm labor during 1879, including value of board.	Weeks hired labor in 1879 upon farm (and dairy) excluding house-work.	Estimated value of all farm productions (sold, consumed, or on hand) for 1879.	Mown.	Not Mown.	Hay.	Clover Seed.	Grass Seed.	Horses of all ages on hand June 1, 1880.	Mules and Asses, all ages, on hand June 1, 1880.
	No.	No.	No.	No.	No.	No.	No.	Dollars.	Dollars.	Dollars.	Dollars.	Dollars.	Dollars.	No.	Dollars.	Acres.	Acres.	Tons.	Bushels.	Bushels.	No.	No.
1	2	3	4	5	6	7	8	9	10	11	12	13	14	15	16	17	18	19	20	21	22	23
1 Roberts John	/			25	4	5		300	15	110	20				200						3	
2 McDonald Edward			/	20	2	8		400	10	150					200						2	
3 McDonald John	/			87	3	5		400	20	474	30				300						4	
4 Fields Wm	/			80	4	16		1200	100	500	20				600						4	2
5 Fields John	/			55	5	30		1000	60	220	15				550						2	
6 White Nancy P	/			70	16	75		1400	100	690	25				455	10		5			5	1
7 Shores R A	/			40	10	10		600	40	285	20				375	5		2			8	3
8 Keel Wm	/			90	68	2		1800	150	470	25				715	17	23	10			6	3
9 Bland Abe		/		25		15		400	10	105					250						2	
10 Thompson Marion		/		20		20		300	10	300					200						2	

NEAT CATTLE AND THEIR PRODUCTS.

ON HAND JUNE 1, 1880.			MOVEMENT, 1879.								SHEEP.									SWINE.	POULTRY ON HAND JUNE 1ST, 1880, EXCLUSIVE OF SPRING HATCHING.		EGGS PRODUCED IN 1879.
			Calves dropped.	Cattle of all ages				Milk sold, or sent to butter and cheese factories in 1879.	Butter made on the farm in 1879.	Cheese made on the farm in 1879.	On hand June 1, 1880.	MOVEMENT, 1879.							CLIP, SPRING 1880, SHORN AND TO BE SHORN.		On hand June 1, 1880.	Barnyard.	Other.	
				Purchased.	Sold living.	Slaughtered.	Died, strayed, and stolen, and not recovered.					Lambs dropped.	Sheep and lambs						Fleeces.	Weight.				
Working oxen.	Milch cows.	Other.	Calves dropped.	Purchased.	Sold living.	Slaughtered.	Died, strayed, and stolen, and not recovered.	Milk sold, or sent to butter and cheese factories in 1879.	Butter made on the farm in 1879.	Cheese made on the farm in 1879.	On hand June 1, 1880.	Lambs dropped.	Purchased.	Sold living.	Slaughtered.	Killed by dogs.	Died of disease.	Died of stress of weather.	Fleeces.	Weight.	On hand June 1, 1880.	Barnyard.	Other.	Eggs produced in 1879.
No.	No.	No.	No.	No.	No.	No.	No.	Gallons.	Lbs.	Lbs.	No.	No.	No.	No.	No.	No.	No.	No.	No.	Lbs.	No.	No.	No.	Doz.
24	25	26	27	28	29	30	31	32	33	34	35	36	37	38	39	40	41	42	43	44	45	46	47	48
1	/		/						40												15	40		80
2	/		/						40												9	24		80
3	2	7	2		4		1		80												15	24		80
4	2	14							70												40	24		80
5	-	10		3					-												35	-		-
6	2	30	2		15		1		50		5	1		9	1		2		4	20	30	12		25
7	5	9	2	1	2				200												15	24		80
8	4	2	4	61	61	1	2		225												17	24	8	25
9	1		1						30												10	12	6	25
10	1	1	1						50												2	24		50

CEREALS.

BARLEY. 1879.		BUCKWHEAT. 1879.		INDIAN CORN. 1879.		OATS. 1879.		RYE. 1879.		WHEAT. 1879.		PULSE.		FIBER.						SUGAR.					BROOM CORN. 1879.	
														FLAX—1879.				HEMP.		SORGHUM—1879.			MAPLE—1879.			
Area.	Crop.	Area.	Crop.	Area.	Crop.	Area.	Crop.	Area.	Crop.	Area.	Crop.	Canada Peas, (Dry,) in 1879.	Beans, (Dry,) in 1879.	Area in Crop.	Seed.	Straw.	Fiber.			Area in Crop.	Sugar.	Molasses.	Sugar.	Molasses.		
Acres.	Bush.	Acres.	Bush.	Acres.	Bush.	Acres.	Bush.	Acres.	Bush.	Acres.	Bush.	Bush.	Bush.	Acres.	Bush.	Tons.	Lbs.	Acs.	Tns.	Acres.	Lbs.	Galls.	Lbs.	Galls.	Acs.	Lbs.
49	50	51	52	53	54	55	56	57	58	59	60	61	62	63	64	65	66	67	68	69	70	71	72	73	74	75
1				20	800					5	40											10				
2				20	1000																	—				
3				25	1100					10	80															
4				40	2000	10	150			30	180											15				
5				45	2250					10	100											—				
6				50	2000	10	60			10	50							1				—				
7				30	1375					10	120											15				
8				70	3000	8	130			15	100											20				
9				25	1250																	15				
10				20	1000					—	—											—				

HOPS. 1879.		POTATOES, (Irish.) 1879.		POTATOES, (Sweet.) 1879.		TOBACCO. 1879.		ORCHARDS—1879.					NURSERIES.		VINEYARDS.			MARKET GARDENS.	BEES—1879.		FOREST PRODUCTS.	
								APPLE.			PEACH.											
Area.	Crop.	Area.	Crop.	Area.	Crop.	Area.	Crop.	Acres.	Bearing trees.	Bushels. 1879.	Acres.	Bearing trees.	Bushels. 1879.	Total value of orchard products of all kinds sold or consumed.	Acres.	Value of produce sold in 1879.	Acres.	Grapes sold in 1879.	Wine made in 1879.	Value of produce sold in 1879.	Honey.	Wax.	Amount of wood cut in 1879.	Value of all forest products sold or consumed in 1879.
Acres.	Lbs.	Acres.	Bush.	Acres.	Bush.	Acres.	Lbs.	No.	No.	No.	No.	No.	No.	Dollars.	No.	Dollars.	No.	Lbs.	Galls.	Dollars.	Lbs.	Lbs.	Cords.	Dollars.
76	77	78	79	80	81	82	83	84	85	86	87	88	89	90	91	92	93	94	95	96	97	98	99	100
1			15																					10
2			—																					10
3			10					1	8	10				5										10
4		1	15																					10
5			—																					15
6			15																					20
7			20																					10
8			25					5	150	40				20										15
9			—																					10
10			10																					12

D.

[7—306.]

Page No. 4
Supervisor's Dist: No. 7
Enumeration Dist: No. 128

NOTE A.—The light dotted perpendicular lines, which divide the spaces intended for numbers on this Schedule, are intended to separate the units, tens, &c., from each other, and the Enumerator should be careful that the figures are written within the small spaces so formed, thus: 7|4, the units in the right-hand small spaces. 4|2|1 3|9

NOTE B.—Make an affirmative entry by a slanting line (thus /) in one of the three columns 2, 3, and 4, according as the fact is in the case of each farm—in column 2, if the occupier is the owner of the farm; in column 3, if he is the tenant at a fixed money rental; in column 4, if he conducts it for a share of the product.

NOTE C.—Enumerators will observe that there are 100 questions relating to each farm, which are arranged in four successive divisions of each schedule page.

SCHEDULE 2.—Productions of Agriculture in 128th Dist in the County of Ray, State of Missouri

enumerated by me on the 3rd day of June, 1880. Frank Crames, *Enumerator.*

OF THE PERSON WHO CONDUCTS THIS FARM.				ACRES OF LAND.				FARM VALUES.			FENCES.		LABOR.			GRASS LANDS.						
	TENURE.			IMPROVED.		UNIMPROVED.										ACREAGE 1879.		PRODUCTS HARVESTED IN 1879.				
THE NAME.	Owner.	Rents for fixed money rental.	Rents for shares of products.	Tilled, including fallow and grass in rotation, (whether pasture or meadow.)	Permanent meadows, permanent pastures, orchards, vineyards.	Woodland and forest.	Other unimproved, including "old fields" not growing wood.	Of farm, including land, fences, and buildings.	Of farming implements and machinery.	Of Live Stock.	Cost of building and repairing in 1879.	Cost of fertilizers purchased in 1879.	Amount paid for wages for farm labor during 1870, including value of board.	Weeks hired labor in 1870 upon farm (and dairy) excluding house-work.	Estimated value of all farm productions (sold, consumed, or on hand) for 1879.	Mown.	Not Mown.	Hay.	Clover Seed.	Grass Seed.	Horses of all ages on hand June 1, 1880.	Mules and Asses, all ages, on hand June 1, 1880.
	/			No.	No.	No.	No.	Dollars.	Dollars.	Dollars.	Dollars.	Dollars.	Dollars.	No.	Dollars.	Acres.	Acres.	Tons.	Bushels.	Bushels.	No.	No.
1	2	3	4	5	6	7	8	9	10	11	12	13	14	15	16	17	18	19	20	21	22	23
1 Davis Edward	/			30	1	10		300	10	150	10				200						2	
2 Baxter Wm		/		30		20		400	20	200					300							2
3 Magill Patton		/		20		20		400	15	225					200						2	
4 McAuliston Geo	/			70	20	25		1300	130	500					300	4	9	3			4	1
5 Reese Thos	/			27	2	6		350	60	480	10				300						1	3
6 Wall Jasper		/		25		20		450	50	320	225	3			300						1	2
7 Hehrker Frederic	/			48	12	50		1100	40	220			30	8	350	12		8			2	
8 Sprinkle Samuel		/		40	40	60		1250	25	300	30				260	3	5	2			2	2
9 Wall Pike	/			48	3	50		1150	50	350	15				335						3	1
10 Wall Daniel		/		60		55		1100	15	200	30				320						1	1

NEAT CATTLE AND THEIR PRODUCTS.											SHEEP.										SWINE.	POULTRY ON HAND JUNE 1ST, 1880, EXCLUSIVE OF SPRING HATCHING.		EGGS PRODUCED IN 1879.
ON HAND JUNE 1, 1880.			MOVEMENT, 1879.								MOVEMENT, 1879.								CLIP, SPRING 1880, SHORN AND TO BE SHORN.					
				Cattle of all ages									Sheep and lambs											
Working oxen.	Milch cows.	Other.	Calves dropped.	Purchased.	Sold living.	Slaughtered.	Died, strayed, and left to, and not recovered.	Milk sold, or sent to butter and cheese factories in 1879.	Butter made on the farm in 1879.	Cheese made on the farm in 1879.	On hand June 1, 1880.	Lambs dropped.	Purchased.	Sold living.	Slaughtered.	Killed by dogs.	Died of disease.	Died of stress of weather.	Fleeces.	Weight.	On hand June 1, 1880.	Barn-yard.	Other.	
No.	No.	No.	No.	No.	No.	No.	No.	Gallons.	Lbs.	Lbs.	No.	No.	No.	No.	No.	No.	No.	No.	No.	Lbs.	No.	No.	No.	Doz.
24	25	26	27	28	29	30	31	32	33	34	35	36	37	38	39	40	41	42	43	44	45	46	47	48
1	1		1		1				50												10	30		30
2	1	1							40												12	24		20
3	1	4	1						50												6	24		50
4	3	6	2	2	3				100												10	24		25
5	3	6	1						100												30	24		25
6	2	1	2		7				80												11	48		100
7	2	1	2		4				100												12	24		50
8	2	4	1				1		60		24	14				2			13	80	17	36		75
9	1	4	1		4		1		50												40	24		25
10	1		1						40												2	24		25

CEREALS.												PULSE.		FIBER.						SUGAR.						BROOM CORN. 1879.	
BARLEY. 1879.		BUCKWHEAT. 1879.		INDIAN CORN. 1879.		OATS. 1879.		RYE. 1879.		WHEAT. 1879.		Canada Peas, (Dry.) in 1879.	Beans, (Dry.) in 1879.	FLAX—1879.				HEMP.		SORGHUM—1879.			MAPLE—1879.				
Area.	Crop.	Area.	Crop.	Area.	Crop.	Area.	Crop.	Area.	Crop.	Area.	Crop.			Area in Crop.	Seed.	Straw.	Fiber.			Area in Crop.	Sugar.	Molasses.	Sugar.	Molasses.			
Acres.	Bush.	Acres.	Bush.	Acres.	Bush.	Acres.	Bush.	Acres.	Bush.	Acres.	Bush.	Bush.	Bush.	Acres.	Bush.	Tons.	Lbs.	Acs.	Tns.	Acres.	Lbs.	Galls.	Lbs.	Galls.	Acs.	Lbs.
49	50	51	52	53	54	55	56	57	58	59	60	61	62	63	64	65	66	67	68	69	70	71	72	73	74	75
1				20	1000																					
2				30	1500																	20				
3				20	1000																					
4				40	1050					30	100											25				
5				18	900	3	50			4	75									2						
6				25	1000																					
7				40	1600	4	65			3	36															
8				30	1050	10	200															20				
9				30	1050					18	120											20				
10				50	1500	10	100															30				

HOPS. 1879.		POTATOES, (Irish.) 1879.		POTATOES. (Sweet.) 1879.		TOBACCO. 1879.		ORCHARDS—1879.						NURSERIES.		VINEYARDS.			MARKET GARDENS.	BEES—1879.		FOREST PRODUCTS.	
								APPLE.			PEACH.			Total value of orchard products of all kinds sold or consumed.									
Area.	Crop.	Area.	Crop.	Area.	Crop.	Area.	Crop.	Acres.	Bearing trees.	Bushels. 1879.	Acres.	Bearing trees.	Bushels. 1879.		Acres.	Value of produce sold in 1879.	Acres.	Grapes sold in 1879.	Wine made in 1879.	Value of produce sold in 1879.	Honey.	Wax.	Amount of wood cut in 1879.	Value of all forest products sold or consumed in 1879.
Acres.	Lbs.	Acres.	Bush.	Acres.	Bush.	Acres.	Lbs.	No.	No.	No.	No.	No.	No.	Dollars.	No.	Dollars.	No.	Lbs.	Galls.	Dollars.	Lbs.	Lbs.	Cords.	Dollars.
76	77	78	79	80	81	82	83	84	85	86	87	88	89	90	91	92	93	94	95	96	97	98	99	100
1																								20
2			10																					10
3																								5
4			20																					10
5		1	15																					10
6			10																					10
7			10																					5
8			10					1	25	40				20										15
9			10					1	15	20	4			10										18
10			15																					10

[7—306.]

Received July 30, 1880.

A.

Page No. 5
Supervisor's Dist: No. 7
Enumeration Dist: No. 128

NOTE A.—The light dotted perpendicular lines, which divide the spaces intended for numbers on this Schedule, are intended to separate the units, tens, &c., from each other, and the Enumerator should be careful that the figures are written within the small spaces so formed, thus: 7|4, the units in the right-hand small spaces. 4|2|1 3|9

NOTE B.—Make an affirmative entry by a slanting line (thus /) in one of the three columns 2, 3, and 4, according as the fact is in the case of each farm—in column 2, if the occupier is the owner of the farm; in column 3, if he is the tenant at a fixed money rental; in column 4, if he conducts it for a share of the product.

NOTE C.—Enumerators will observe that there are 100 questions relating to each farm, which are arranged in four successive divisions of each schedule page.

SCHEDULE 2.—Productions of Agriculture in 128th Dist in the County of Ray, State of Missouri

enumerated by me on the 3rd & 4th day of June, 1880. Frank Cramer
Enumerator.

OF THE PERSON WHO CONDUCTS THIS FARM.				ACRES OF LAND.				FARM VALUES.			FENCES.		LABOR.			GRASS LANDS.						
	TENURE.			IMPROVED.		UNIMPROVED.										ACREAGE 1879.		PRODUCTS HARVESTED IN 1879.				
THE NAME.	Owner.	Rents for fixed money rental.	Rents for shares of products.	Tilled, including fallow and grass in rotation. (whether pasture or meadow.)	Permanent meadows, permanent pastures, orchards, vineyards.	Woodland and forest.	Other unimproved, including "old fields" not growing wood.	Of Farm, including land, fences, and buildings.	Of farming implements and machinery.	Of Live Stock.	Cost of building and repairing in 1879.	Cost of fertilizers purchased in 1879.	Amount paid for wages for farm labor during 1879, including value of board.	Weeks hired labor in 1879 upon farm (and dairy) excluding house-work.	Estimated value of all farm productions (sold, consumed, or on hand) for 1879.	Mown.	Not Mown.	Hay.	Clover Seed.	Grass Seed.	Horses of all ages on hand June 1, 1880.	Mules and Asses, all ages, on hand June 1, 1880.
				No.	No.	No.	No.	Dollars.	Dollars.	Dollars.	Dollars.	Dollars.	Dollars.	No.	Dollars.	Acres.	Acres.	Tons.	Bushels.	Bushels.	No.	No.
1	2	3	4	5	6	7	8	9	10	11	12	13	14	15	16	17	18	19	20	21	22	23
1 Frazier John	/			35	35	10		2000	50	750	15				300	10		6			4	2
2 Whitty M &		/		30		70		1000	25	100	10				210						3	
3 Hughes Ann	/			80	720	40		20000	300	4800	250		275	52	1560	140		140			6	13
4 Moffit Adam		/		180	60	80		2400	60	800	10				830	4	1	2			5	4
5 Fields Jas M	/			29	1	10		350	20	250	20				250						2	
6 Boyce Willis	/			70	20	10		1000	40	250	25		20	4	350	12		4			3	1
7 Kirkbrough M	/			48	42			2800	75	450	20				400	12		9			2	1
8 Walker J D	/			45	20	15		800	40	310	20				300	10		8			2	1
9 Guy John	/			90	60	10		1600	125	800	50				700	48	2	25			5	3
10 Grey Baldwin	/			14		6		200	10	150	125				150						2	

NEAT CATTLE AND THEIR PRODUCTS.											SHEEP.										SWINE.	POULTRY ON HAND JUNE 1ST, 1880, EXCLUSIVE OF SPRING HATCHING.		
ON HAND JUNE 1, 1880.			MOVEMENT, 1879.								ON HAND JUNE 1, 1880.	MOVEMENT, 1879.							CLIP, SPRING 1880, SHORN AND TO BE SHORN.					
				Cattle of all ages									Sheep and lambs											
Working oxen.	Milch cows.	Other.	Calves dropped.	Purchased.	Sold living.	Slaughtered.	Died, strayed, and stolen and not recovered.	Milk sold, or sent to but ter and cheese factories in 1879.	Butter made on the farm in 1879.	Cheese made on the farm in 1879.		Lambs dropped.	Purchased.	Sold living.	Slaughtered.	Killed by dogs.	Died of disease.	Died of stress of weather.	Fleeces.	Weight.	On hand June 1, 1880.	Barn-yard.	Other.	Eggs produced in 1879.
No.	No.	No.	No.	No.	No.	No.	No.	Gallons.	Lbs.	Lbs.	No.	No.	No.	No.	No.	No.	No.	No.	No.	Lbs.	No.	No.	No.	Doz.
24	25	26	27	28	29	30	31	32	33	34	35	36	37	38	39	40	41	42	43	44	45	46	47	48
1	2 10	1			2				40		25	12					5		13	65	25	60		125
2	1	1							40												6	36		25
3	18	105	18	72	20				363												120	60		125
4	1	40	1	36	1				50		36	12			2		6		24	120	50	36		75
5	3	1	3	2					100		11	6							5	23	21	24		50
6	2	1	1		2				75												16	30	31	40
7	2		2		4				100							11					16	24		50
8	2	4	1		6				100												10	36		25
9	10	10	3				3		300												56	36		75
10	1								40												10	24		30

CEREALS.												PULSE.		FIBER.						SUGAR.					BROOM CORN.	
BARLEY. 1879.		BUCKWHEAT. 1879.		INDIAN CORN. 1879.		OATS. 1879.		RYE. 1879.		WHEAT 1879.				FLAX—1879.				HEMP.		SORGHUM—1879.			MAPLE—1879.			
Area.	Crop.	Area.	Crop.	Area.	Crop.	Area.	Crop.	Area.	Crop.	Area.	Crop.	Canada Peas, (Dry,) in 1879.	Beans, (Dry,) in 1879.	Area in Crop.	Seed.	Straw.	Fiber.			Area in Crop.	Sugar.	Molasses.	Sugar.	Molasses.		
Acres.	Bush.	Acres.	Bush.	Acres.	Bush.	Acres.	Bush.	Acres.	Bush.	Acres.	Bush.	Bush.	Bush.	Acres.	Bush.	Tons.	Lbs.	Acs.	Tns.	Acres.	Lbs.	Galls.	Lbs.	Galls.	Acs.	Lbs.
49	50	51	52	53	54	55	56	57	58	59	60	61	62	63	64	65	66	67	68	69	70	71	72	73	74	75
1				35	1400																	20				
2				30	1050															1/2		25				
3				70	3500	10	200																			
4				70	3050	4	100			25	200									1		80				
5				20	1000					9	063											25				
6				20	750					50	300											35				
7				23	1000					23	250											60				
8				30	900	5	80			10	75									3		20				
9				70	2500	5	70			13	80											80				
10				14	750																	20				

HOPS. 1879.		POTATOES, (Irish.) 1879.		POTATOES, (Sweet.) 1879.		TOBACCO. 1879.		ORCHARDS—1879.					NURSERIES.		VINEYARDS.			MARKET GARDENS.	BEES—1879.		FOREST PRODUCTS.	
								APPLE.			PEACH.											
Area.	Crop.	Area.	Crop.	Area.	Crop.	Area.	Crop.	Acres.	Bearing trees.	Bushels 1879.	Acres.	Bearing trees.	Bushels 1879.	Total value of orchard products of all kinds sold or consumed.	Acres.	Value of produce sold in 1879.	Acres.	Grapes sold in 1879.	Wine made in 1879.	Value of produce sold in 1879.	Honey.	Wax.	Amount of wood cut in 1879.	Value of all forest products sold or consumed in 1879.
Acres.	Lbs.	Acres.	Bush.	Acres.	Bush.	Acres.	Lbs.	No.	No.	No.	No.	No.	No.	Dollars.	No.	Dollars.	No.	Lbs.	Galls.	Dollars.	Lbs.	Lbs.	Cords.	Dollars.
76	77	78	79	80	81	82	83	84	85	86	87	88	89	90	91	92	93	94	95	96	97	98	99	100
1			15					3	50	40				20							100	14		10
2			30																					10
3			20					8	175	240				120										20
4			15					1	10	20				10										10
5		1/2	16																					10
6			12		10			3	45	20				10										10
7			10					4	200	60				30										8
8			15	1/4	5			1	10	10				5										10
9			10					4	60	50				25										10
10			5		10																			5

(1) (1)

B.

[7—306.]

Page No. 6
Supervisor's Dist: No. 7
Enumeration Dist: No. 128

NOTE A.—The light dotted perpendicular lines, which divide the spaces intended for numbers on this Schedule, are intended to separate the units, tens, &c., from each other, and the Enumerator should be careful that the figures are written within the small spaces so formed, thus: 7|4, the units in the right-hand small spaces. 4|2|1 3|9

NOTE B.—Make an affirmative entry by a slanting line (thus /) in one of the three columns 2, 3, and 4, according as the fact is in the case of each farm—in column 2, if the occupier is the owner of the farm; in column 3, if he is the tenant at a fixed money rental; in column 4, if he conducts it for a share of the product.

NOTE C.—Enumerators will observe that there are 100 questions relating to each farm, which are arranged in four successive divisions of each schedule page.

SCHEDULE 2.—Productions of Agriculture in 128th Dist in the County of Ray, State of Missouri

enumerated by me on the 4th & 5th day of June, 1880. Frank Cramer,

Enumerator.

OF THE PERSON WHO CONDUCTS THIS FARM.				ACRES OF LAND.				FARM VALUES.			FENCES.		LABOR.			GRASS LANDS.							
	TENURE.			IMPROVED.		UNIMPROVED.										ACREAGE 1879.		PRODUCTS HARVESTED IN 1879.				
THE NAME.	Owner.	Rents for fixed money rental.	Rents for shares of products.	Tilled, including fallow and grass in rotation, (whether pasture or meadow.)	Permanent meadows, permanent pastures, orchards, vineyards.	Woodland and forest.	Other unimproved, including "old fields" not growing wood.	Of farm, including land, fences, and buildings.	Of farming implements and machinery.	Of Live Stock.	Cost of building and repairing in 1879.	Cost of fertilizers purchased in 1879.	Amount paid for wages for farm labor during 1879, including value of board.	Weeks hired labor in 1879 upon farm (and dairy) excluding house-work.	Estimated value of all farm productions (sold, consumed, or on hand) for 1879.	Mown.	Not Mown.	Hay.	Clover Seed.	Grass Seed.	Horses of all ages on hand June 1, 1880.	Mules and Asses, all ages, on hand June 1, 1880.
	No.	No.	No.	No.	No.	No.	No.	Dollars.	Dollars.	Dollars.	Dollars.	Dollars.	Dollars.	No.	Dollars.	Acres.	Acres.	Tons.	Bushels.	Bushels.	No.	No.
1	2	3	4	5	6	7	8	9	10	11	12	13	14	15	16	17	18	19	20	21	22	23
1 Branstetter L P	/			68	12	40	10	1100	40	375	40				500	10		8			4	1
2 Lemar Henry	/			20		5		230	10	200	20				200						3	1
3 Hamer Peter	/			25	2	5		300	5	250					233						4	2
4 Hall James	/			30	10	30		900	60	383	13				333	5		2			1	3
5 Eilsizer Sinclair	/			70	10	50		1300	75	1000	30				500	5		3			5	3
6 Combs C D	/			50	3	83		800	15	475					300						6	
7 Smith H C	/			45	135	200		3000	100	630	20				900	20		15			3	8
8 Russell George	/			26	4	10		375	40	200	10				305	6		3			3	
9 Turner Gabriel			/	24	6	10		400	15	200					240						2	1
10 Penny Annie	/			33	7	40		750	40	350	10				225	5		4			3	10

NEAT CATTLE AND THEIR PRODUCTS.											SHEEP.											SWINE.	POULTRY ON HAND JUNE 1ST, 1880, EXCLUSIVE OF SPRING HATCHING.		EGGS PRODUCED IN 1879.
ON HAND JUNE 1, 1880.			MOVEMENT, 1879.								ON HAND JUNE 1, 1880.	MOVEMENT, 1879.							CLIP, SPRING 1880, SHORN AND TO BE SHORN.		ON HAND JUNE 1, 1880.			
			Cattle of all ages					Milk sold, or sent to butter and cheese factories in 1879.	Butter made on the farm in 1879.	Cheese made on the farm in 1879.		Lambs dropped.	Sheep and lambs												
Working oxen.	Milch cows.	Other.	Calves dropped.	Purchased.	Sold living.	Slaughtered.	Died, strayed, and stolen, and not recovered.						Purchased.	Sold living.	Slaughtered.	Killed by dogs.	Died of disease.	Died of stress of weather.	Fleeces.	Weight.	On hand June 1, 1880.	Barn-yard.	Other.	
No.	No.	No.	No.	No.	No.	No.	No.	Gallons.	Lbs.	Lbs.	No.	No.	No.	No.	No.	No.	No.	No.	No.	Lbs.	No.	No.	No.	Dzn.
24	25	26	27	28	29	30	31	32	33	34	35	36	37	38	39	40	41	42	43	44	45	46	47	48
1	4	3							100												12	15		30
2	1	1	1						50												30	24		50
3	1		1						50												14	20		50
4	3	5	1		2				100												20	36		45
5	4	18	3						125												30	36	24	55
6	4	8	4						100												28	24		50
7	4	5	4		6				110												30	26	4	50
8	2	3	2	2	2				75												15	24		50
9	1		1						25												22	36		75
10	1	4	1		3				50												30	12		25

CEREALS.												PULSE.		FIBER.					SUGAR.						BROOM CORN. 1879.	
BARLEY. 1879.		BUCKWHEAT. 1879.		INDIAN CORN. 1879.		OATS. 1879.		RYE. 1879.		WHEAT. 1879.		Cultivated Peas, (Dry,) in 1879.	Beans, (Dry,) in 1879.	FLAX—1879.			HEMP.		SORGHUM—1879.			MAPLE—1879.				
Area.	Crop.	Area.	Crop.	Area.	Crop.	Area.	Crop.	Area.	Crop.	Area.	Crop.			Area in Crop.	Seed.	Straw.	Fiber.		Area in Crop.	Sugar.	Molasses.	Sugar.	Molasses.			
Acres.	Bush.	Acres.	Bush.	Acres.	Bush.	Acres.	Bush.	Acres.	Bush.	Acres.	Bush.	Bush.	Bush.	Acres.	Bush.	Tons.	Lbs.	Acres.	Tns.	Acres.	Lbs.	Galls.	Lbs.	Galls.	Acs.	Lbs.
49	50	51	52	53	54	55	56	57	58	59	60	61	62	63	64	65	66	67	68	69	70	71	72	73	74	75
1				45	1500	3	20			20	200											20				
2				20	1000																	15				
3				18	1000					5	50											20				
4				25	1125					5	90											10				
5				60	1100					10	160									3		40				
6				50	1500																	20				
7				45	1210															X		40				
8				20	1000					5	85											20				
9				24	1200															X		40				
10				20	800	3	60			10	65											—				

HOPS. 1879.		POTATOES, (Irish.) 1879.		POTATOES, (Sweet.) 1879.		TOBACCO. 1879.		ORCHARDS—1879.							NURSERIES.		VINEYARDS.			MARKET GARDENS.	BEES—1879.		FOREST PRODUCTS.	
								APPLE.			PEACH.			Total value of orchard products of all kinds sold or consumed.						Value of produce sold in 1879.			Honey.	Wax.	Amount of wood cut in 1879.	Value of all forest products sold or consumed in 1879.
Area.	Crop.	Area.	Crop.	Area.	Crop.	Area.	Crop.	Acres.	Bearing trees.	Bushels. 1879.	Acres.	Bearing trees.	Bushels. 1879.		Acres.	Value of produce sold in 1879.	Acres.	Grapes sold in 1879.	Wine made in 1879.						
Acres.	Lbs.	Acres.	Bush.	Acres.	Bush.	Acres.	Lbs.	No.	No.	No.	No.	No.	No.	Dollars.	No.	Dollars.	No.	Lbs.	Galls.	Dollars.	Lbs.	Lbs.	Cords.	Dollars.
76	77	78	79	80	81	82	83	84	85	86	87	88	89	90	91	92	93	94	95	96	97	98	99	100
1	10		15		5			2	35	10				5										25
2	20		15																					10
3			10																					6
4			15																					10
5		2	20																					10
6			10																					5
7			15																					10
8			30		5																			25
9			10																					5
10			5																					5

C.

Page No. 7
Supervisor's Dist: No. 7
Enumeration Dist: No. 128

NOTE A.—The light dotted perpendicular lines, which divide the spaces intended for numbers on this Schedule, are intended to separate the units, tens, &c., from each other, and the Enumerator should be careful that the figures are written within the small spaces so formed, thus: 7 4, the units in the right-hand small spaces. 4 2 1 3 9

NOTE B.—Make an affirmative entry by a slanting line (thus /) in one of the three columns 2, 3, and 4, according as the fact is in the case of each farm—in column 2, if the occupier is the owner of the farm; in column 3, if he is the tenant at a fixed money rental; in column 4, if he conducts it for a share of the product.

NOTE C.—Enumerators will observe that there are 100 questions relating to each farm, which are arranged in four successive divisions of each schedule page.

SCHEDULE 2.—Productions of Agriculture in 128th Dist in the County of Ray, State of Missouri

enumerated by me on the 5th day of June, 1880. Frank Cramer, *Enumerator.*

OF THE PERSON WHO CONDUCTS THIS FARM.				ACRES OF LAND.				FARM VALUES.			FENCES.		LABOR.			GRASS LANDS.						
	TENURE.			IMPROVED.		UNIMPROVED.										ACREAGE 1879.		PRODUCTS HARVESTED IN 1879.				
THE NAME.	Owner.	Rents for fixed money rental.	Rents for shares of products.	Tilled, including fallow and grass in rotation, (whether pasture or meadow.)	Permanent meadows, permanent pastures, orchards, vineyards.	Woodland and Forest.	Other unimproved, including "old fields" not growing wood.	Of Farm, including land, fences, and buildings.	Of farming implements and machinery.	Of Live Stock.	Cost of building and repairing in 1879.	Cost of fertilizers purchased in 1879.	Amount paid for wages for farm labor during 1879, including value of board.	Weeks hired labor in 1879 upon farm (and dairy) excluding house-work.	Estimated value of all farm productions (sold, consumed, or on hand) for 1879.	Mown.	Not Mown.	Hay.	Clover Seed.	Grass Seed.	Horses of all ages on hand June 1, 1880.	Mules and Asses, all ages, on hand June 1, 1880.
				No.	No.	No.	No.	Dollars.	Dollars.	Dollars.	Dollars.	Dollars.	Dollars.	No.	Dollars.	Acres.	Acres.	Tons.	Bushels.	Bushels.	No.	No.
1	2	3	4	5	6	7	8	9	10	11	12	13	14	15	16	17	18	19	20	21	22	23
1 Penny Alfred	/			50		30		800	40	210	10				300						3	
2 Penny David	/			100	20	20		1000	75	1515	25		53	12	700	8		3			4	3
3 Makey John	/			145	15	20		1000	50	423					300	10		5			2	2
4 Bushy Phillip	/			60	40	20		1200	100	1000	20				725	10		10			4	
5 Ortcher Thos	/			50	10	40		1000	60	463					300	9		7			1	2
6 Berry William	/			55	10	35		900	50	450	25		36	8	325	8		8			5	
7 Hall Wade	/			100	200	70		3700	200	1500	75				900	75		50			1	5
8 Denny Oscar	/			15		25		400	30	130	30				125						2	
9 Burnham Jacob	/			120	40			1600	75	533	25		90	16	650						1	2
10 Williams Davey		/		40	2			420		300					875						3	

MEAT CATTLE AND THEIR PRODUCTS.											SHEEP.										SWINE.	POULTRY ON HAND JUNE 1ST, 1880, EXCLUSIVE OF SPRING HATCHING.		EGGS PRODUCED IN 1879.
ON HAND JUNE 1, 1880.			MOVEMENT, 1879.									MOVEMENT, 1879.						CLIP, SPRING 1880, SHORN AND TO BE SHORN.						
				Cattle of all ages								Sheep and lambs												
Working oxen.	Milch cows.	Other.	Calves dropped.	Purchased.	Sold living.	Slaughtered.	Died, strayed, and stolen, and not recovered.	Milk sold, or sent to butter and cheese factories in 1879.	Butter made on the farm in 1879.	Cheese made on the farm in 1879.	On hand June 1, 1880.	Lambs dropped.	Purchased.	Sold living.	Slaughtered.	Killed by dogs.	Died of disease.	Died of stress of weather.	Fleeces.	Weight.	On hand June 1, 1880.	Barn-yard.	Other.	
No.	No.	No.	No.	No.	No.	No.	No.	Gallons.	Lbs.	Lbs.	No.	No.	No.	No.	No.	No.	No.	No.	No.	Lbs.	No.	No.	No.	Doz.
24	25	26	27	28	29	30	31	32	33	34	35	36	37	38	39	40	41	42	43	44	45	46	47	48
1	1		1		2		3		40												10	20		40
2	4	23	1		8				130												40	24		50
3	3	4					1		100												21	20		50
4	2	19	2	4	10		1		80												40	24		50
5	2	5	2		3				50												20	45		100
6	3	7	2				1		100												10	60		135
7	10	40	6	10	40	1			300												100	40		80
8	1		1						40															
9		7																			25			
10	2	3	2						100		7	1	2	2			3	1	6	30	36	24		50

CEREALS.												PULSE.		FIBER.						SUGAR.						BROOM CORN.	
BARLEY. 1879.		BUCKWHEAT. 1879.		INDIAN CORN. 1879.		OATS. 1879.		RYE. 1879.		WHEAT. 1879.				FLAX—1879.				HEMP.		SORGHUM—1879.			MAPLE—1879.				
Area.	Crop.	Area.	Crop.	Area.	Crop.	Area.	Crop.	Area.	Crop.	Area.	Crop.	Canada Peas, (Dry,) in 1879.	Beans, (Dry,) in 1879.	Area in Crop.	Seed.	Straw.	Fiber.			Area in Crop.	Sugar.	Molasses.	Sugar.	Molasses.			
Acres.	Bush.	Acres.	Bush.	Acres.	Bush.	Acres.	Bush.	Acres.	Bush.	Acres.	Bush.	Bush.	Bush.	Acres.	Bush.	Tons.	Lbs.	Acs.	Tns.	Acres.	Lbs.	Galls.	Lbs.	Galls.	Acs.	Lbs.
49	50	51	52	53	54	55	56	57	58	59	60	61	62	63	64	65	66	67	68	69	70	71	72	73	74	75
1				40	1200					10	75											40				
2				75	2625	20	150			15	175											20				
3				35	1050					10	100															
4				40	2000					20	350															
5				45	1250					5	40									2		10				
6				30	1200	5	75			10	100															
7				80	3200					20	200															
8				15	625																	25				
9				80	2000	20	100			20	200															
10				25	1250					15	130											10				

HOPS. 1879.		POTATOES, (Irish.) 1879.		POTATOES, (Sweet.) 1879.		TOBACCO. 1879.		ORCHARDS—1879.						NURSERIES.		VINEYARDS.			MARKET GARDENS.	BEES—1879.		FOREST PRODUCTS.	
								APPLE.			PEACH.			Total value of orchard products of all kinds sold or consumed.									
Area.	Crop.	Area.	Crop.	Area.	Crop.	Area.	Crop.	Acres.	Bearing trees.	Bushels. 1879.	Acres.	Bearing trees.	Bushels. 1879.		Acres.	Value of produce sold in 1879.	Acres.	Grapes sold in 1879.	Wine made in 1879.	Value of produce sold in 1879.	Honey.	Wax.	Amount of wood cut in 1879.	Value of all forest products sold or consumed in 1879.
Acres.	Lbs.	Acres.	Bush.	Acres.	Bush.	Acres.	Lbs.	No.	No.	No.	No.	No.	No.	Dollars.	No.	Dollars.	No.	Lbs.	Galls.	Dollars.	Lbs.	Lbs.	Cords.	Dollars.
76	77	78	79	80	81	82	83	84	85	86	87	88	89	90	91	92	93	94	95	96	97	98	99	100
			10																					15
			15																					10
			40																					10
			20																					10
		2	10																					5
			18					5	150	50				25										10
			15					8	120	150				75										10
			8																					40
			—																					
			15																					10

C

D.

[7–306.]

Page No. 8
Supervisor's Dist: No. 7
Enumeration Dist: No. 128

NOTE A.—The light dotted perpendicular lines, which divide the spaces intended for numbers on this Schedule, are intended to separate the units, tens, &c., from each other, and the Enumerator should be careful that the figures are written within the small spaces so formed, thus: 7 4, the units in the right-hand small spaces. 4 2 1 3 9

NOTE B.—Make an affirmative entry by a slanting line (thus /) in one of the three columns 2, 3, and 4, according as the fact is in the case of each farm—in column 2, if the occupier is the owner of the farm; in column 3, if he is the tenant at a fixed money rental; in column 4, if he conducts it for a share of the product.

NOTE C.—Enumerators will observe that there are 100 questions relating to each farm, which are arranged in four successive divisions of each schedule page.

SCHEDULE 2.—Productions of Agriculture in 128th Dist in the County of Ray, State of Missouri

enumerated by me on the 7th & 8th day of June, 1880. Frank Cramer

Enumerator.

OF THE PERSON WHO CONDUCTS THIS FARM.				ACRES OF LAND.				FARM VALUES.			FENCES.		LABOR.			GRASS LANDS.						
	TENURE.			IMPROVED.		UNIMPROVED.										ACREAGE 1879.		PRODUCTS HARVESTED IN 1879.				
THE NAME.	Owner.	Rents for fixed money rental.	Rents for shares of products.	Tilled, including fallow and grass in rotation. (whether pasture or meadow.)	Permanent meadows, permanent pastures, orchards, vineyards.	Woodland and Forest.	Other unimproved, including "old fields" not growing wood.	Of farm, including land, fences, and buildings.	Of farming implements and machinery.	Of Live Stock.	Cost of building and repairing in 1879.	Cost of fertilizers purchased in 1879.	Amount paid for wages for farm labor during 1879, including value of board.	Weeks hired labor in 1879 upon farm (and dairy) excluding house-work.	Estimated value of all farm productions (sold, consumed, or on hand) for 1879.	Mown.	Not Mown.	Hay.	Clover Seed.	Grass Seed.	Horses of all ages on hand June 1, 1880.	Mules and Asses, all ages, on hand June 1, 1880.
	No.	No.	No.	No.	No.	No.	No.	Dollars.	Dollars.	Dollars.	Dollars.	Dollars.	Dollars.	No.	Dollars.	Acres.	Acres.	Tons.	Bushels.	Bushels.	No.	No.
1	2	3	4	5	6	7	8	9	10	11	12	13	14	15	16	17	18	19	20	21	22	23
1 Rusk Bushrod	/			160	100	10		9000	125	2549	50				780	10		10			13	
2 Vantrumpt John	/			10	70	30		1100	110	1015	50				300	30		30	9		2	
3 Vantrumpt J C		/		90	100	10		2200	125	870	25				715	18		9			6	
4 Bowman & B	/			100	140	40		3000	250	800	20	25			1427	50		50	10		6	7
5 Delany J A	/			68	52	10		1300	100	1080	20				620	11		8			3	1
6 Collins N P	/			28	12			400	10	175					200	5		5			1	
7 Pugh Monroe	/			110	120	70		3200	125	735	30		215	53	890	50		30			2	5
8 Bowman J B		/		100	27	73		2000	100	430	—				520	12		10			6	
9 Mansur Skillman	/			70	10	10		900	40	550	10		18	4	815	5		9			3	2
10 Miles Rob A	/			75	65			1400	80	760	10				460	30	10	10			5	2

NEAT CATTLE AND THEIR PRODUCTS.											SHEEP.											SWINE.	POULTRY ON HAND JUNE 1ST, 1880, EXCLUSIVE OF SPRING HATCHING.		EGGS PRODUCED IN 1879.
ON HAND JUNE 1, 1880.			MOVEMENT, 1879.					Milk sold, or sent to butter and cheese factories in 1879.	Butter made on the farm in 1879.	Cheese made on the farm in 1879.	On hand June 1, 1880.	MOVEMENT, 1879.							CLIP, SPRING 1880, SHORN AND TO BE SHORN.		On hand June 1, 1880.			
			Cattle of all ages									Lambs dropped.	Sheep and lambs								Fleeces.	Weight.			
Working oxen.	Milch cows.	Other.	Calves dropped.	Purchased.	Sold living.	Slaughtered.	Died, strayed, killed selves, and not recovered.						Purchased.	Sold living.	Slaughtered.	Killed by dogs.	Died of disease.	Died of stress of weather.					Barn-yard.	Other.	
No.	No.	No.	No.	No.	No.	No.	No.	Gallons.	Lbs.	Lbs.	No.	No.	No.	No.	No.	No.	No.	No.	No.	Lbs.	No.		No.	No.	Doz.
24	25	26	27	28	29	30	31	32	33	34	35	36	37	38	39	40	41	42	43	44	45	46	47	48	
1	3	53			14	1	3		150												40	24		50	1
2	7	34	4	6	3	1			200												9	30		60	2
3	3	2	3						125												40	30		60	3
4	7	18	6	7	2		1		200												100	20		40	4
5	2	34	2	2	2				100												65	24		40	5
6	2	3	1						100												12	60		120	6
7	4	20		12	32				200		37	18	6		2	1		1	19	187	50	24		50	7
8	2	6							80												30	24		50	8
9	1	14	1	13	5	1	1		40												57	24		50	9
10	2	20	2						100												30	60		120	10

CEREALS.												PULSE.		FIBER.						SUGAR.					BROOM CORN. 1879.	
BARLEY. 1879.		BUCKWHEAT. 1879.		INDIAN CORN. 1879.		OATS. 1879.		RYE. 1879.		WHEAT. 1879.				FLAX—1879.				HEMP.		SORGHUM—1879.			MAPLE—1879.			
Area.	Crop.	Area.	Crop.	Area.	Crop.	Area.	Crop.	Area.	Crop.	Area.	Crop.	Canada Peas, (Dry.) in 1879.	Beans, (Dry.) in 1879.	Area in Crop.	Seed.	Straw.	Fiber.			Area in Crop.	Sugar.	Molasses.	Sugar.	Molasses.		
Acres.	Bush.	Acres.	Bush.	Acres.	Bush.	Acres.	Bush.	Acres.	Bush.	Acres.	Bush.	Bush.	Bush.	Acres.	Bush.	Tons.	Lbs.	Acs.	Tns.	Acres.	Lbs.	Galls.	Lbs.	Galls.	Acs.	Lbs.
49	50	51	52	53	54	55	56	57	58	59	60	61	62	63	64	65	66	67	68	69	70	71	72	73	74	75
1				80	2400	60	350			20	200											40				
2				10	500																					
3				70	2100					16	300											25				
4				60	2400					20	200	1	1													
5				55	1925					13	200	1	3									20				
6				22	770	6	100													3		—				
7				65	2600	20	500			25	240															
8				60	2100	12	300															40				
9				55	1275					13	60											20				
10				40	1200	12	300			20	200											40				

HOPS. 1879.		POTATOES, (Irish.) 1879.		POTATOES, (Sweet.) 1879.		TOBACCO. 1879.		ORCHARDS—1879.							NURSERIES.		VINEYARDS. (1)			MARKET GARDENS.	BEES—1879.		FOREST PRODUCTS.	
								APPLE.			PEACH.			Total value of orchard products of all kinds sold or consumed.										
Area.	Crop.	Area.	Crop.	Area.	Crop.	Area.	Crop.	Acres.	Bearing trees.	Bushels. 1879.	Acres.	Bearing trees.	Bushels. 1879.		Acres.	Value of produce sold in 1879.	Acres.	Grapes sold in 1879.	Wine made in 1879.	Value of produce sold in 1879.	Honey.	Wax.	Amount of wood cut in 1879.	Value of all forest products sold or consumed in 1879.
Acres.	Lbs.	Acres.	Bush.	Acres.	Bush.	Acres.	Lbs.	No.	No.	No.	No.	No.	No.	Dollars.	No.	Dollars.	No.	Lbs.	Galls.	Dollars.	Lbs.	lbs.	Cords.	Dollars.
76	77	78	79	80	81	82	83	84	85	86	87	88	89	90	91	92	93	94	95	96	97	98	99	100
1			25		10																			10
2		1	20					3	100	120				60										15
3			10																					15
4		1	80					2	75	100				50										10
5			25					3	150	50				25										10
6			10					1	20	10				5										10
7		2	10					4	100	50				25										10
8			20																					5
9			15																					5
10			20																					10

(1)

[7–306.]

Received July 30, 1880.

A.

Page No. 9
Supervisor's Dist: No. 7
Enumeration Dist: No. 128

NOTE A.—The light dotted perpendicular lines, which divide the spaces intended for numbers on this Schedule, are intended to separate the units, tens, &c., from each other, and the Enumerator should be careful that the figures are written within the small spaces so formed, thus: | | 7 | 4 |, the units | 4 | 2 | 1 | in the right-hand small spaces. | | 3 | 9 |

NOTE B.—Make an affirmative entry by a slanting line (thus /) in one of the three columns 2, 3, and 4, according as the fact is in the case of each farm—in column 2, if the occupier is the owner of the farm; in column 3, if he is the tenant at a fixed money rental; in column 4, if he conducts it for a share of the product.

NOTE C.—Enumerators will observe that there are 100 questions relating to each farm, which are arranged in four successive divisions of each schedule page.

SCHEDULE 2.—Productions of Agriculture in 128th Dist in the County of Ray, State of Missouri

enumerated by me on the 8th day of June, 1880. Frank Cramer, *Enumerator.*

OF THE PERSON WHO CONDUCTS THIS FARM.				ACRES OF LAND.				FARM VALUES.			FENCES.		LABOR.			GRASS LANDS.						
	TENURE.			IMPROVED.		UNIMPROVED.										ACREAGE 1879.		PRODUCTS HARVESTED IN 1879.				
THE NAME.	Owner.	Rents for fixed money rental.	Rents for shares of products.	Tilled, including fallow and grass in rotation, (whether pasture or meadow.)	Permanent meadows, permanent pastures, orchards, vineyards.	Woodland and forest.	Other unimproved, including "old fields" not growing wood.	Of farm, including land, fences, and buildings.	Of farming implements and machinery.	Of Live Stock.	Cost of building and repairing in 1879.	Cost of fertilizers purchased in 1879.	Amount paid for wages for farm labor during 1879, including value of board.	Weeks hired labor in 1879 upon farm (and dairy) excluding house-work.	Estimated value of all farm productions (sold, consumed, or on hand) for 1879.	Mown.	Not Mown.	Hay.	Clover Seed.	Grass Seed.	Horses of all ages on hand June 1, 1880.	Mules and Asses, all ages, on hand June 1, 1880.
				No.	No.	No.	No.	Dollars.	Dollars.	Dollars.	Dollars.	Dollars.	Dollars.	No.	Dollars.	Acres.	Acres.	Tons.	Bushels.	Bushels.	No.	No.
1	2	3	4	5	6	7	8	9	10	11	12	13	14	15	16	17	18	19	20	21	22	23
1 Pugh Samuel	/			40	50	30		1300	30	563	15				380	25		8			2	4
2 Mollard C. P.	/			135	45	80		2400	75	720	15				735	20		6			11	
3 Crow T. W.	/			70		20		900	25	640	20				435						1	3
4 Mollard John	/			100	20			1200	25	280	35				450	3		2			3	2
5 Sidden John	/			40		27		500	50	325	10				405						1	1
6 Finsley James	/			16				200	30	270					160						2	2
7 Mansur Geo G	/			40	56			960	100	1440	25				320	16		9			3	
8 Harbor Thos	/			30	8	2		400	25	213	5				245						2	
9 Mansur Woody	/			105	5	8		1200	100	350	30				690						3	1
10 Jay John G	/			50	10	30		700	30	650	10				250						1	2

NEAT CATTLE AND THEIR PRODUCTS.

ON HAND JUNE 1, 1880.			MOVEMENT, 1879.					Milk sold, or sent to butter and cheese factories in 1879.	Butter made on the farm in 1879.	Cheese made on the farm in 1879.
				Cattle of all ages						
Working oxen.	Milch cows.	Other.	Calves dropped.	Purchased.	Sold living.	Slaughtered.	Died, strayed, and stolen, and not recovered.			
No.	No.	No.	No.	No.	No.	No.	No.	Gallons.	Lbs.	Lbs.
24	25	26	27	28	29	30	31	32	33	34
1	9	13	3						250	
2	10	21	3						200	
3	4	24	2	14	10				150	
4	3	1	2		1				100	
5	2								80	
6	2		2						80	
7	2	26	2						80	
8	2	3	1						80	
9	2	2	1				1		80	
10	1	4	1						50	

SHEEP.

ON HAND JUNE 1, 1880.	MOVEMENT, 1879.							CLIP, SPRING 1880, SHORN AND TO BE SHORN.		SWINE.	POULTRY ON HAND JUNE 1ST, 1880, EXCLUSIVE OF SPRING HATCHING.		EGGS PRODUCED IN 1879.
		Sheep and lambs											
	Lambs dropped.	Purchased.	Sold living.	Slaughtered.	Killed by dogs.	Died of disease.	Died of stress of weather.	Fleeces.	Weight.	On hand June 1, 1880.	Barn-yard.	Other.	
No.	No.	No.	No.	No.	No.	No.	No.	No.	Lbs.	No.	No.	No.	Doz.
35	36	37	38	39	40	41	42	43	44	45	46	47	48
										7	24		50
										33	30		100
										40	60		125
										13	30		100
										20	20		80
										15	20		50
										30	24		50
										22	20		30
13	13	13		2				13	52	30	36		75

CEREALS.

BARLEY. 1879.		BUCKWHEAT. 1879.		INDIAN CORN. 1879.		OATS. 1879.		RYE. 1879.		WHEAT 1879.		PULSE.	
Area.	Crop.	Area.	Crop.	Area.	Crop.	Area.	Crop.	Area.	Crop.	Area.	Crop.	Canada Peas, (Dry.) in 1879.	Beans, (Dry.) in 1879.
Acres.	Bush.	Acres.	Bush.	Acres.	Bush.	Acres.	Bush.	Acres.	Bush.	Acres.	Bush.	Bush.	Bush.
49	50	51	52	53	54	55	56	57	58	59	60	61	62
				25	575					15	70		
				70	2800	30	500			10	100		
				50	1500	8	20			7	50		
				40	1200	30	600			20	100		
				30	1200					10	200		
				16	800								
				30	1000					10	100		
				20	950	5	100			4	55		
				70	2450					30	280		
				30	750	5	80			10	100		

FIBER.

FLAX—1879.				HEMP.	
Area in Crop.	Seed.	Straw.	Fiber.		
Acres.	Bush.	Tons.	Lbs.	Acs.	Tns.
63	64	65	66	67	68

SUGAR.

SORGHUM—1879.			MAPLE—1879.		BROOM CORN. 1879.	
Area in Crop.	Sugar.	Molasses.	Sugar.	Molasses.		
Acres.	Lbs.	Galls.	Lbs.	Galls.	Acs.	Lbs.
69	70	71	72	73	74	75
½		40				
1		155				
		—				
		—				
		20				
		15				
14		40				
		27				

HOPS. 1879.		POTATOES, (Irish.) 1879.		POTATOES, (Sweet.) 1879.		TOBACCO. 1879.		ORCHARDS—1879.						NURSERIES.		VINEYARDS.			MARKET GARDENS.	BEES—1879.		FOREST PRODUCTS.	
								APPLE.			PEACH.												
Area.	Crop.	Area.	Crop.	Area.	Crop.	Area.	Crop.	Acres.	Bearing trees.	Bushels. 1879.	Acres.	Bearing trees.	Bushels. 1879.	Total value of orchard products of all kinds sold or consumed.	Acres.	Value of produce sold in 1879.	Acres.	Grapes sold in 1879.	Wine made in 1879.	Value of produce sold in 1879.	Honey.	Wax.	Amount of wood cut in 1879.	Value of all forest products sold or consumed in 1879.
Acres.	Lbs.	Acres.	Bush.	Acres.	Bush.	Acres.	Lbs.	No.	No.	No.	No.	No.	No.	Dollars.	No.	Dollars.	No.	Lbs.	Galls.	Dollars.	Lbs.	Lbs.	Cords.	Dollars.
76	77	78	79	80	81	82	83	84	85	86	87	88	89	90	91	92	93	94	95	96	97	98	99	100
		~~15~~	15																					10
		~~15~~	15																					10
		~~20~~	20																					8
		~~25~~	25																					10
		~~10~~ 2	10																					10
		~~5~~ 2	5																					10
		~~10~~	10																					10
		~~30~~	20																					15
		~~25~~	25																					10
		~~15~~	15																					10

1)

B.

[7–306.]

Page No. 10
Supervisor's Dist: No. 7
Enumeration Dist: No. 128

NOTE A.—The light dotted perpendicular lines, which divide the spaces intended for numbers on this Schedule, are intended to separate the units, tens, &c., from each other, and the Enumerator should be careful that the figures are written within the small spaces so formed, thus: | | 7 | 4 |, the unit in the right-hand small spaces.

NOTE B.—Make an affirmative entry by a slanting line (thus /) in one of the three columns 2, 3, and 4, according as the fact is in the case of each farm—in column 2, if the occupier is the owner of the farm; in column 3, if he is the tenant at a fixed money rental; in column 4, if he conducts it for a share of the product.

NOTE C.—Enumerators will observe that there are 100 questions relating to each farm, which are arranged in four successive divisions of each schedule page

SCHEDULE 2.—Productions of Agriculture in 128th Dist in the County of Ray, State of Missouri

enumerated by me on the 8th & 9th day of June, 1880. Frank Cramer, *Enumerator.*

OF THE PERSON WHO CONDUCTS THIS FARM.		TENURE.			ACRES OF LAND.				FARM VALUES.			FENCES.		LABOR.			GRASS LANDS.						
					IMPROVED.		UNIMPROVED.										ACREAGE 1879.		PRODUCTS HARVESTED IN 1879.				
	THE NAME.	Owner.	Rents for fixed money rental.	Rents for shares of products.	Tilled, including fallow and grass in rotation, (whether pasture or meadow.)	Permanent meadows, permanent pastures, orchards, vineyards.	Woodland and forest.	Other unimproved, including "old fields," not growing wood.	Of farm, including land, fences, and buildings.	Of farming implements and machinery.	Of live Stock.	Cost of building and repairing in 1879.	Cost of fertilizers purchased in 1879.	Amount paid for wages for farm labor during 1879, including value of board.	Weeks hired labor in 1879 upon farm (and dairy) excluding house-work.	Estimated value of all farm productions (sold, consumed, or on hand) for 1879.	Mown.	Not Mown.	Hay.	Clover Seed.	Grass Seed.	Horses of all ages on hand June 1, 1880.	Mules and Asses, all ages, on hand June 1, 1880.
					No.	No.	No.	No.	Dollars.	Dollars.	Dollars.	Dollars.	Dollars.	Dollars.	No.	Dollars.	Acres.	Acres.	Tons.	Bushels.	Bushels.	No.	No.
	1	2	3	4	5	6	7	8	9	10	11	12	13	14	15	16	17	18	19	20	21	22	23
1	Penny James			1	95		45		560	30	760	10				200						3	
2	Carrollin Jr	1			25		45	30	6000	10	200					100						2	
3	Belcher Berry	1			40		20		600	15	600	25				320						1	2
4	Pinkerton Eliz'd	1			34	8	38		800	30	455					250	7		8			2	3
5	Harrison J P	1			31	49			800	110	455					240	5		10			3	4
6	Wollard W S	1			120	80	80		2000	50	2890	100		400	52	650	40		40			4	2
7	Campbell G R	1			90	110	63		2600	100	456	50				820	50		40			1	3
8	Wollard Samuel	1			190	80			1900	400	2775	50		900	52	1600	75		75			10	6
9	Terree T M	1			60	20			800	100	370	10				420	7		7			4	3
10	Dillon Edwin	1			45	155			2000	200	1310	30		5		650	50		50			17	9

NEAT CATTLE AND THEIR PRODUCTS.											SHEEP.										SWINE.			
ON HAND JUNE 1, 1880.			MOVEMENT, 1879.								ON HAND JUNE 1, 1880.	MOVEMENT, 1879.							CLIP, SPRING 1880, SHORN AND TO BE SHORN.		ON HAND JUNE 1, 1880.	POULTRY ON HAND JUNE 1ST, 1880, EXCLUSIVE OF SPRING HATCHING.		EGGS PRODUCED IN 1879.
			Cattle of all ages									Sheep and lambs												
Working oxen.	Milch cows.	Other.	Calves dropped.	Purchased.	Sold living.	Slaughtered.	Died, strayed, and stolen, and not recovered.	Milk sold, or sent to butter and cheese factories in 1879.	Butter made on the farm in 1879.	Cheese made on the farm in 1879.		Lambs dropped.	Purchased.	Sold living.	Slaughtered.	Killed by dogs.	Died of disease.	Died of stress of weather.	Fleeces.	Weight.	On hand June 1, 1880.	Barn-yard.	Other.	
No.	No.	No.	No.	No.	No.	No.	No.	Gallons.	Lbs.	Lbs.	No.	No.	No.	No.	No.	No.	No.	No.	No.	Lbs.	No.	No.	No.	Doz.
24	25	26	27	28	29	30	31	32	33	34	35	36	37	38	39	40	41	42	43	44	45	46	47	48
	1	11							40												20	24		30
	4	2	1						175												20	36		71
	5	6	2						200												21	20		40
	5		2						300		22	5			1		4		17	85	30	24		60
	6	7	4						250												25	24		50
	6	42	5			20			250												80	48		100
	6	36	1			2		4	250		60	26		3	1			4	34	175	25	40		80
	5	55	4	30					250												150	64		200
	2	10	2						90												50	20		30
	10	40	8	2	4		1		200												20	36		70

CEREALS.										PULSE.		FIBER.					SUGAR.					BROOM CORN. 1879.	
BARLEY. 1879.		BUCKWHEAT. 1879.		INDIAN CORN. 1879.		OATS. 1879.		RYE. 1879.		WHEAT. 1879.			FLAX—1879.			HEMP.		SORGHUM—1879.			MAPLE—1879.			
Area.	Crop.	Area.	Crop.	Area.	Crop.	Area.	Crop.	Area.	Crop.	Area.	Crop.	Canada Peas, (Dry,) in 1879.	Beans, (Dry,) in 1879.	Area in Crop.	Seed.	Straw.	Fiber.			Area in Crop.	Sugar.	Molasses.	Sugar.	Molasses.	
Acres.	Bush.	Acres.	Bush.	Acres.	Bush.	Acres.	Bush.	Acres.	Bush.	Acres.	Bush.	Bush.	Bush.	Acres.	Bush.	Tons.	Lbs.	Acs.	Tns.	Acres.	Lbs.	Galls.	Lbs.	Galls.	Acs. Lbs.
49	50	51	52	53	54	55	56	57	58	59	60	61	62	63	64	65	66	67	68	69	70	71	72	73	74 75
				25	750					8	80											25			
				20	400	2	20																		
				30	1200					10	100											20			
				30	1000					2	60											25			
				30	1200																	50			
				53	2000					15	150											20			
				70	1750					17	170														
				175	4125					12	60											25			
				40	1500					18	150											10			
				45	2200																				

HOPS. 1879.		POTATOES. (Irish.) 1879.		POTATOES. (Sweet.) 1879.		TOBACCO. 1879.		ORCHARDS—1879.						NURSERIES.		VINEYARDS.			MARKET GARDENS.	BEES—1879.		FOREST PRODUCTS.	
								APPLES.			PEACH.			Total value of orchard products of all kinds sold or consumed.									
Area.	Crop.	Area.	Crop.	Area.	Crop.	Area.	Crop.	Acres.	Bearing trees.	Bushels. 1879.	Acres.	Bearing trees.	Bushels. 1879.		Acres.	Value of produce sold in 1879.	Acres.	Grapes sold in 1879.	Wine made in 1879.	Value of produce sold in 1879.	Honey.	Wax.	Amount of wood cut in 1879.	Value of all forest products sold or consumed in 1879.
Acres.	Lbs.	Acres.	Bush.	Acres.	Bush.	Acres.	Lbs.	No.	No.	No.	No.	No.	No.	Dollars.	No.	Dollars.	No.	Lbs.	Gals.	Dollars.	Lbs.	Lbs.	Cords.	Dollars.
76	77	78	79	80	81	82	83	84	85	86	87	88	89	90	91	92	93	94	95	96	97	98	99	100
			10																					10
			25																					10
			15																					10
			30																					10
		3	40																					15
			10																					75
			15					5	150	20				10										10
			20																					15
			40					3	140	50				25										13
			20																					10

Received July 30, 1880.

[7—306.]

C.

Page No. 11
Supervisor's Dist: No. 7
Enumeration Dist: No. 128

NOTE A.—The light dotted perpendicular lines, which divide the spaces intended for numbers on this Schedule, are intended to separate the units, tens, &c., from each other, and the Enumerator should be careful that the figures are written within the small spaces so formed, thus: 7 4, the units 4 2 1 3 9

NOTE B.—Make an affirmative entry by a slanting line (thus /) in one of the three columns 2, 3, and 4, according as the fact is in the case of each farm—in column 2, if the occupier is the owner of the farm; in column 3, if he is the tenant at a fixed money rental; in column 4, if he conducts it for a share of the product.

NOTE C.—Enumerators will observe that there are 100 questions relating to each farm, which are arranged in four successive divisions of each schedule page.

SCHEDULE 2.—Productions of Agriculture in 128th Dist in the County of Ray, State of Missouri

enumerated by me on the 9th day of June, 1880. Frank Cramer, *Enumerator.*

OF THE PERSON WHO CONDUCTS THIS FARM.				ACRES OF LAND.				FARM VALUES.			FENCES.		LABOR.			GRASS LANDS.						
	TENURE.			IMPROVED.		UNIMPROVED.										ACREAGE 1879.		PRODUCTS HARVESTED IN 1879.				
THE NAME.	Owner.	Rents for fixed money rental.	Rents for shares of products.	Tilled, including fallow and grass in rotation, (whether pasture or meadow.)	Permanent meadows, permanent pastures, orchards, vineyards.	Woodland and forest.	Other unimproved, including "old fields" not growing wood.	Of farm, including land, fences, and buildings.	Of farming implements and machinery.	Of Live Stock.	Cost of building and repairing in 1879.	Cost of fertilizers purchased in 1879.	Amount paid for wages for farm labor during 1879, including value of board.	Weeks hired labor in 1879 upon farm (and dairy) excluding house-work	Estimated value of all farm productions (sold, consumed, or on hand) for 1879.	Mown.	Not Mown.	Hay.	Clover Seed.	Grass Seed.	Horses of all ages on hand June 1, 1880.	Mules and Asses, all ages, on hand June 1, 1880.
				No.	No.	No.	No.	Dollars.	Dollars.	Dollars.	Dollars.	Dollars.	Dollars.	No.	Dollars.	Acres.	Acres.	Tons.	Bushels.	Bushels.	No.	No.
1	2	3	4	5	6	7	8	9	10	11	12	13	14	15	16	17	18	19	20	21	22	23
1 Vantrump R	1			60	20			500	100	250	50	40			400	15		7			3	
2 Fitzwater Wm	1			50	10	60		1200	25	380	50				340						3	
3 Ersley S V	1			140	100	40		2800	150	1310	75		300	52	840	50		30			7	3
4 Baker Joseph	1			80	20	25		1220	50	513	15				423	14		10			7	1
5 Vantrumpf Jacob	1			60	20	10		900	75	245	5				295	12		8			5	
6 Newham S K	1			75	5	35		1200	75	305	10				390						4	
7 Reed James			1	80	80			1600	60	310	15				640	1		5			4	1
8 Harper Edison	1			40	40			800	25	225	30				300	[illegible]					2	
9 Wilson Wm	1			90	60	30		3380	300	1020	100				960						3	2
10 Wilson D Jr	1			80	80			2000	100	200	50				600						1	

NEAT CATTLE AND THEIR PRODUCTS.											SHEEP.										SWINE.	POULTRY ON HAND JUNE 1ST, 1880, EXCLUSIVE OF SPRING HATCHING.		
ON HAND JUNE 1, 1880.			MOVEMENT, 1879.								ON HAND JUNE 1, 1880.	MOVEMENT, 1879.							CLIP, SPRING 1880, SHORN AND TO BE SHORN.						
			Calves dropped.	Cattle of all ages.				Milk sold, or sent to butter and cheese factories in 1879.	Butter made on the farm in 1879.	Cheese made on the farm in 1879.		Lambs dropped.	Sheep and lambs.						Fleeces.	Weight.					
Working oxen.	Milch cows.	Other.		Purchased.	Sold living.	Slaughtered.	Died, strayed, and stolen, and not recovered.						Purchased.	Sold living.	Slaughtered.	Killed by dogs.	Died of disease.	Died of stress of weather.			On hand June 1, 1880.	Barn-yard.	Other.	Eggs produced in 1879.
No.	No.	No.	No.	No.	No.	No.	No.	Gallons.	Lbs.	Lbs.	No.	No.	No.	No.	No.	No.	No.	No.	No.	Lbs.	No.	No.	No.	Doz.
24	25	26	27	28	29	30	31	32	33	34	35	36	37	38	39	40	41	42	43	44	45	46	47	48
1	2								80															
2	4	1	3						160												50	24		50
3	4	40	4						100												30	90		60
4	5	7							200												40	60		125
5	2	1	2						80		13	4		3	1						20	36		75
6	3								120		12	6							9	40	22	34		50
7	3		3						120										6	24	15	24		30
8	1								40													12		25
9	10	30	10		30		1		400		40	16		10			9		24	900	75	60		125
10		3																			40			

CEREALS.												PULSE.		FIBER.						SUGAR.						BROOM-CORN. 1879.	
BARLEY. 1879.		BUCKWHEAT. 1879.		INDIAN CORN. 1879.		OATS. 1879.		RYE. 1879.		WHEAT. 1879.		Canada Peas, (Dry.) in 1879.	Beans, (Dry.) in 1879.	FLAX—1879.			HEMP.		SORGHUM—1879.		MAPLE—1879.						
Area.	Crop.	Area.	Crop.	Area.	Crop.	Area.	Crop.	Area.	Crop.	Area.	Crop.			Area in Crop.	Seed.	Straw.	Fiber.		Area in Crop.	Sugar.	Molasses.	Sugar.	Molasses.				
Acres.	Bush.	Acres.	Bush.	Acres.	Bush.	Acres.	Bush.	Acres.	Bush.	Acres.	Bush.	Bush.	Bush.	Acres.	Bush.	Tons.	Lbs.	Acs.	Tns.	Acres.	Lbs.	Galls.	Lbs.	Galls.	Acs.	Lbs.	
49	50	51	52	53	54	55	56	57	58	59	60	61	62	63	64	65	66	67	68	69	70	71	72	73	74	75	
1				60	2400																	25					
2				40	1600					10	100											40					
3				100	4000	40	1200															40					
4				50	1400	10	200	8	50	10	60											25					
5				25	875	6	120			6	40											45					
6				40	1200	10	200			10	100											20					
7				80	3200																	1					
8				30	1050					10	105																
9				60	3000	20	600			15	230											25					
10				60	2500					15	120																

HOPS. 1879.		POTATOES, (Irish.) 1879.		POTATOES, (Sweet.) 1879.		TOBACCO. 1879.		ORCHARDS—1879.					NURSERIES.		VINEYARDS.			MARKET GARDENS.	BEES—1879.		FOREST PRODUCTS.	
								APPLE.			PEACH.											
Area.	Crop.	Area.	Crop.	Area.	Crop.	Area.	Crop.	Acres.	Bearing trees.	Bushels. 1879.	Acres.	Bearing trees.	Bushels. 1879.	Total value of orchard products of all kinds sold or consumed.	Acres.	Value of produce sold in 1879.	Acres.	Grapes sold in 1879.	Wine made in 1879.	Value of produce sold in 1879.	Honey.	Wax.	Amount of wood cut in 1879.	Value of all forest products sold or consumed in 1879.
Acres.	Lbs.	Acres.	Bush.	Acres.	Bush.	Acres.	Lbs.	No.	No.	No.	No.	No.	No.	Dollars.	No.	Dollars.	No.	Lbs.	Galls.	Dollars.	Lbs.	Lbs.	Cords.	Dollars.
76	77	78	79	80	81	82	83	84	85	86	87	88	89	90	91	92	93	94	95	96	97	98	99	100
1			15																					10
2			20					3	100	40				20										10
3			25																					25
4			10																					10
5		2	15																					10
6			10																					10
7			5																					15
8			10					2	80	80				40										15
9			50					10	400	400				200										25
10			+																					+

1)

D.

[7—806.]

Page No. 12
Supervisor's Dist: No. 7
Enumeration Dist: No. 128

NOTE A.—The light dotted perpendicular lines, which divide the spaces intended for numbers on this Schedule, are intended to separate the units, tens, &c., from each other, and the Enumerator should be careful that the figures are written within the small spaces so formed, thus: | | 7 | 4 |; the units in the right-hand small spaces. | | 4 | 2 | 1 | | | 3 | 9 |

NOTE B.—Make an affirmative entry by a slanting line (thus /) in one of the three columns 2, 3, and 4, according as the fact is in the case of each farm—in column 2, if the occupier is the owner of the farm; in column 3, if he is the tenant at a fixed money rental; in column 4, if he conducts it for a share of the product.

NOTE C.—Enumerators will observe that there are 100 questions relating to each farm, which are arranged in four successive divisions of each schedule page.

SCHEDULE 2.—Productions of Agriculture in 128th Dist in the County of Ray, State of Missouri

enumerated by me on the 10 day of June, 1880. Frank Cramer,
Enumerator.

OF THE PERSON WHO CONDUCTS THIS FARM.				ACRES OF LAND.				FARM VALUES.			FENCES.		LABOR.			GRASS LANDS.						
	TENURE.			IMPROVED.		UNIMPROVED.										ACREAGE 1879.		PRODUCTS HARVESTED IN 1879.				
THE NAME.	Owner.	Rents for fixed money rental.	Rents for shares of products.	Tilled, including fallow and grass in rotation, (whether pasture or meadow.)	Permanent meadows, permanent pastures, orchards, vineyards.	Woodland and Forest.	Other unimproved, including "old fields" not growing wood.	Of farm, including land, fences, and buildings.	Of farming implements and machinery.	Of Live Stock.	Cost of building and repairing in 1879.	Cost of fertilizers purchased in 1879.	Amount paid for wages for farm labor during 1879, including value of board.	Weeks hired labor in 1879 upon farm (and dairy) excluding house-work.	Estimated value of all farm productions (sold, consumed, or on hand) for 1879.	Mown.	Not Mown.	Hay.	Clover Seed.	Grass Seed.	Horses of all ages on hand June 1, 1880.	Mules and Asses, all ages, on hand June 1, 1880.
				No.	No.	No.	No.	Dollars.	Dollars.	Dollars.	Dollars.	Dollars.	Dollars.	No.	Dollars.	Acres.	Acres.	Tons.	Bushels.	Bushels.	No.	No.
1	2	3	4	5	6	7	8	9	10	11	12	13	14	15	16	17	18	19	20	21	22	23
1 Donaldson J M	/			45	41	30		1500	50	575	40				400	20		15			4	
2 Harper Wm		/		80				900	40	300	10				570						2	
3 Hawkins Henry	/			100	60			4200	300	675	50				612	7		7			5	
4 Jacobs J M	/			70	126	10		4000	350	980	20				900	35		25			8	9
5 Jerauld Allen	/			20				250	20	165					180						4	
6 Smith John	/			20				250	10	200					160						2	
7 Thompson	/			18	1			225	10	200					180						1	1
8 Hawkins Harvey	/			40	2	20		550	40	300					320						4	4
9 Lyda James	/			65	60			1700	150	550					553						3	2
10 Hinsting Fred	/			60	80	40		3500	160	870					660	20		20			3	

NEAT CATTLE AND THEIR PRODUCTS.												SHEEP.										SWINE.	POULTRY ON HAND JUNE 1st, 1880, EXCLUSIVE OF SPRING HATCHING.		EGGS PRODUCED IN 1879.
ON HAND JUNE 1, 1880.			MOVEMENT, 1879.									ON HAND June 1, 1880.	MOVEMENT, 1879.							CLIP, SPRING 1880, SHORN AND TO BE SHORN.		ON hand June 1, 1880.			
			Calves dropped.	Cattle of all ages				Milk sold, or sent to but-ter and cheese factories in 1879.	Butter made on the farm in 1879.	Cheese made on the farm in 1879.		Lambs dropped.	Sheep and lambs						Fleeces.	Weight.		Barn-yard.	Other.	
Working oxen.	Milch cows.	Other.		Purchased.	Sold living.	Slaughtered.	Died, strayed, and stolen, and not recovered.						Purchased.	Sold living.	Slaughtered.	Killed by dogs.	Died of disease.	Died of stress of weather.							
No.	No.	No.	No.	No.	No.	No.	No.	Gallons.	Lbs.	Lbs.	No.	No.	No.	No.	No.	No.	No.	No.	No.	No.	Lbs.	No.	No.	No.	Doz.
24	25	26	27	28	29	30	31	32	33	34	35	36	37	38	39	40	41	42	43	44	45	46	47	48	
1	1	15	1						40												10	20		50	1
2	4	12	2						150		30	23							27	162	20	24		30	2
3	2		2						80												25	30		60	3
4	3	21	2						80												22	40		80	4
5	2	3	2						80												24	24		50	5
6	1		1						40												12	36		75	6
7	9	6	1						100												30	40		80	7
8	9	10	4						350												60	60		125	8
9	6	11	4						250		60	20				2		4			40	240		100	9
10	3	31	3						150		17	2									15	90		100	10

CEREALS.												PULSE.		FIBER.						SUGAR.						BROOM CORN.	
BARLEY. 1879.		BUCKWHEAT. 1879.		INDIAN CORN. 1879.		OATS. 1879.		RYE. 1879.		WHEAT. 1879.		Canada Peas, (Dry.) in 1879.	Beans, (Dry.) in 1879.	FLAX—1879.				HEMP.		SORGHUM—1879.			MAPLE—1879.			1879.	
Area.	Crop.	Area.	Crop.	Area.	Crop.	Area.	Crop.	Area.	Crop.	Area.	Crop.			Area in Crop.	Seed.	Straw.	Fiber.			Area in Crop.	Sugar.	Molasses.	Sugar.	Molasses.		
Acres.	Bush.	Acres.	Bush.	Acres.	Bush.	Acres.	Bush.	Acres.	Bush.	Acres.	Bush.	Bush.	Bush.	Acres.	Bush.	Tons.	Lbs.	Acs.	Tns.	Acres.	Lbs.	Galls.	Lbs.	Galls.	Acs.	Lbs.
49	50	51	52	53	54	55	56	57	58	59	60	61	62	63	64	65	66	67	68	69	70	71	72	73	74	75
1				45	2025																					
2				40	1100	20	800			17	110											20				
3				80	2900	10	400			10	100											15				
4				60	3000	8	300													2		20				
5				20	950																	15				
6				20	800																	25				
7				17	900																	10				
8				40	1600																	—				
9				45	3025	12	300			8	40											—				
10				45	2250	10	400															—				

HOPS. 1879.		POTATOES, (Irish.) 1879.		POTATOES, (Sweet.) 1879.		TOBACCO. 1879.		ORCHARDS—1879.							NURSERIES.		VINEYARDS.			MARKET GARDENS.	BEES—1879.		FOREST PRODUCTS.	
								APPLES.			PEACH.			Total value of orchard products of all kinds sold or consumed.						Value of produce sold in 1879.			Amount of wood cut in 1879.	Value of all forest products sold or consumed in 1879.
Area.	Crop.	Area.	Crop.	Area.	Crop.	Area.	Crop.	Acres.	Bearing trees.	Bushels. 1879.	Acres.	Bearing trees.	Bushels. 1879.		Acres.	Value of produce sold in 1879.	Acres.	Grapes sold in 1879.	Wine made in 1879.	Value of produce sold in 1879.	Honey.	Wax.		
Acres.	Lbs.	Acres.	Bush.	Acres.	Bush.	Acres.	Lbs.	No.	No.	No.	No.	No.	No.	Dollars.	No.	Dollars.	No.	Lbs.	Galls.	Dollars.	Lbs.	Lbs.	Cords.	Dollars.
76	77	78	79	80	81	82	83	84	85	86	87	88	89	90	91	92	93	94	95	96	97	98	99	100
1			50																					10
2			25																					10
3			40																					10
4			10																					15
5		3	10																					40
6			15																					20
7			5																					15
8			10																					25
9			15																					15
10			20																					10

[7–306.]

Received July 30, 1880. **A.**

Page No. 18
Supervisor's Dist: No. 7
Enumeration Dist: No. 128

NOTE A.—The light dotted perpendicular lines, which divide the spaces intended for numbers on this Schedule, are intended to separate the units, tens, &c., from each other, and the Enumerator should be careful that the figures are written within the small spaces so formed, thus: | | 7 | 4 |, the units | 4 | 2 | 1 | in the right-hand small spaces. | | 3 | 9 |

NOTE B.—Make an affirmative entry by a slanting line (thus /) in one of the three columns 2, 3, and 4, according as the fact is in the case of each farm—in column 2, if the occupier is the owner of the farm; in column 3, if he is the tenant at a fixed money rental; in column 4, if he conducts it for a share of the product.

NOTE C.—Enumerators will observe that there are 100 questions relating to each farm, which are arranged in four successive divisions of each schedule page.

SCHEDULE 2.—Productions of Agriculture in 128th Dist in the County of Ray, State of Missouri

enumerated by me on the 10th & 22nd day of June, 1880. Frank Cramer, *Enumerator.*

	OF THE PERSON WHO CONDUCTS THIS FARM.				ACRES OF LAND.				FARM VALUES.			FENCES.		LABOR.			GRASS LANDS.						
		TENURE.			IMPROVED.		UNIMPROVED.										ACREAGE 1879.		PRODUCTS HARVESTED IN 1879.				
	THE NAME.	Owner.	Rents for fixed money rental.	Rents for shares of products.	Tilled, including fallow and grass in rotation, (whether pasture or meadow.)	Permanent meadows, permanent pastures, orchards, vineyards.	Woodland and forest.	Other unimproved, including "old fields" not growing wood.	Of farm, including land, fences, and buildings.	Of farming implements and machinery.	Of Live Stock.	Cost of building and repairing in 1879.	Cost of fertilizers purchased in 1879.	Amount paid for wages for farm labor during 1879, including value of board.	Weeks hired labor in 1879 upon farm (and dairy) excluding house-work.	Estimated value of all farm productions (sold, consumed, or on hand) for 1879.	Mown.	Not Mown.	Hay.	Clover Seed.	Grass Seed.	Horses of all ages on hand June 1, 1880.	Mules and Asses, all ages, on hand June 1, 1880.
					No.	No.	No.	No.	Dollars.	Dollars.	Dollars.	Dollars.	Dollars.	Dollars.	No.	Dollars.	Acres.	Acres.	Tons.	Bushels.	Bushels.	No.	No.
	1	2	3	4	5	6	7	8	9	10	11	12	13	14	15	16	17	18	19	20	21	22	23
1	Williams Wm	/			40	20	20		1000	100	370	20		120	26	400						4	
2	Earley Isaac	/			50	40	10		1200	125	250	10				415						3	
3	Williams W B	/			45	35			1000	75	275					400						2	
4	Redd Thos	/			75	80	25		1900	100	1625			225	52	528						5	
5	Graham Hetobel	/			90	40			1400	120	1800			300	52	640	35		35			2	2
6	Wall Guinred	/			20		20		400	25	175					200						3	
7	Legin Watts	/			30	4	26		600	50	318	10				300						2	3
8	Bennett Amos	/			70	91	60		2000	50	780	30				460	22		22			3	3
9	Wilson Wilson		/		40				400	20	175					300						2	
10	Bullock Wm	/			50	110			1600	75	490					395	15		15			4	3

	NEAT CATTLE AND THEIR PRODUCTS.											SHEEP.									SWINE.	POULTRY ON HAND JUNE 1ST, 1880, EXCLUSIVE OF SPRING HATCHING.		EGGS PRODUCED IN 1879.
	ON HAND JUNE 1, 1880.			MOVEMENT, 1879.									MOVEMENT, 1879.							CLIP, SPRING 1880, SHORN AND TO BE SHORN.					
					Cattle of all ages								Sheep and lambs											
	Working oxen.	Milch cows.	Other.	Calves dropped.	Purchased.	Sold living.	Slaughtered.	Died, strayed, and stolen, and not recovered.	Milk sold, or sent to but ter and cheese factories in 1879.	Butter made on the farm in 1879.	Cheese made on the farm in 1879.	On hand June 1, 1880.	Lambs dropped.	Purchased.	Sold living.	Slaughtered.	Killed by dogs.	Died of disease.	Died of stress of weather.	Fleeces.	Weight.	On hand June 1, 1880.	Barn-yard.	Other.	
	No.	No.	No.	No.	No.	No.	No.	No.	Gallons.	Lbs.	Lbs.	No.	No.	No.	No.	No.	No.	No.	No.	No.	Lbs.	No.	No.	No.	Doz.
	24	25	26	27	28	29	30	31	32	33	34	35	36	37	38	39	40	41	42	43	44	45	46	47	48
1		4	3	3						160												20	30		100
2		2	6	1						80		1	2							5	30	11	24		30
3		2		2						80												20	18		96
4		8	12	4						250												30	60		125
5		3	90	3	50	100				138												60	60		150
6		2		2						80												14	20		30
7		2	1	2						80												11	36		75
8		6	18	6						300		15			95					15	100	25	60		80
9		2																				3	12		25
10		2	7	2						80												15	24		50

	CEREALS.												PULSE.		FIBER.						SUGAR.						BROOM CORN.	
	BARLEY. 1879.		BUCKWHEAT. 1879.		INDIAN CORN. 1879.		OATS. 1879.		RYE. 1879.		WHEAT 1879.				FLAX—1879.				HEMP.		SORGHUM—1879.			MAPLE—1879.				
	Area.	Crop.	Area.	Crop.	Area.	Crop.	Area.	Crop.	Area.	Crop.	Area.	Crop.	Canada Peas, (Dry,) in 1879.	Beans, (Dry,) in 1879.	Area in Crop.	Seed.	Straw.	Fiber.			Area in Crop.	Sugar.	Molasses.	Sugar.	Molasses.			
	Acres.	Bush.	Acres.	Bush.	Acres.	Bush.	Acres.	Bush.	Acres.	Bush.	Acres.	Bush.	Bush.	Bush.	Acres.	Bush.	Tons.	Lbs.	Acs.	Tns.	Acres.	Lbs.	Galls.	Lbs.	Galls.	Acs.	Lbs.
	49	50	51	52	53	54	55	56	57	58	59	60	61	62	63	64	65	66	67	68	69	70	71	72	73	74	75
1					30	1500					10	100											25				
2					50	2100																					
3					40	1600					2	30															
4					60	2100	3	200			10	100											25				
5					80	3200																	30				
6					20	1000																	25				
7					35	1250					3	75											40				
8					40	1500	10	400			15	75															
9					30	1200	10	415																			
10					35	1225	4	150			10	100															

	HOPS. 1879.		POTATOES, (Irish.) 1879.		POTATOES, (Sweet.) 1879.		TOBACCO. 1879.		ORCHARDS—1879.						NURSERIES.		VINEYARDS.			MARKET GARDENS.	BEES—1879.		FOREST PRODUCTS.	
									APPLE.			PEACH.												
	Area.	Crop.	Area.	Crop.	Area.	Crop.	Area.	Crop.	Acres.	Bearing trees.	Bushels. 1879.	Acres.	Bearing trees.	Bushels. 1879.	Total value of orchard products of all kinds sold or consumed.	Acres.	Value of produce sold in 1879.	Acres.	Grapes sold in 1879.	Wine made in 1879.	Value of produce sold in 1879.	Honey.	Wax.	Amount of wood cut in 1879.	Value of all forest products sold or consumed in 1879.
	Acres.	Lbs.	Acres.	Bush.	Acres.	Bush.	Acres.	Lbs.	No.	No.	No.	No.	No.	No.	Dollars.	No.	Dollars.	No.	Lbs.	Galls.	Dollars.	Lbs.	Lbs.	Cords.	Dollars.
	76	77	78	79	80	81	82	83	84	85	86	87	88	89	90	91	92	93	94	95	96	97	98	99	100
1				25																					10
2				20																					10
3				—																					—
4				40																					10
5			3																						
6				20																					
7				20																					10
8				25																					10
9				10																					15
10				20																					10

B.

[7–306.]

Page No. 14
Supervisor's Dist: No. 7
Enumeration Dist: No. 128

NOTE A.—The light dotted perpendicular lines, which divide the spaces intended for numbers on this Schedule, are intended to separate the units, tens, &c., from each other, and the Enumerator should be careful that the figures are written within the small spaces so formed, thus: 7 4, the unit-4 2 1 in the right-hand small spaces. 3 9

NOTE B.—Make an affirmative entry by a slanting line (thus /) in one of the three columns 2, 3, and 4, according as the fact is in the case of each farm—in column 2, if the occupier is the owner of the farm; in column 3, if he is the tenant at a fixed money rental; in column 4, if he conducts it for a share of the product.

NOTE C.—Enumerators will observe that there are 100 questions relating to each farm, which are arranged in four successive divisions of each schedule page

SCHEDULE 2.—Productions of Agriculture in 128th Dist in the County of Ray, State of Missouri

enumerated by me on the 22nd & 23rd day of June, 1880. Frank Evans,

Enumerator.

OF THE PERSON WHO CONDUCTS THIS FARM.				ACRES OF LAND.				FARM VALUES.			FENCES.		LABOR.			GRASS LANDS.						
	TENURE.			IMPROVED.		UNIMPROVED.										ACREAGE 1879.		PRODUCTS HARVESTED IN 1879.				
THE NAME.	Owner.	Rents for fixed money rental.	Rents for shares of products.	Tilled, including fallow and grass in rotation, (whether pasture or meadow.)	Permanent meadows, permanent pastures, orchards, vineyards.	Woodland and forest.	Other unimproved, including "old fields" not growing wood.	Of farm, including land, fences, and buildings.	Of farming implements and machinery.	Of Live Stock.	Cost of building and repairing in 1879.	Cost of fertilizers purchased in 1879.	Amount paid for wages for farm labor during 1879, including value of board.	Weeks hired labor in 1879 upon farm (and dairy) excluding house-work.	Estimated value of all farm productions (sold, consumed, or on hand) for 1879.	Mown.	Not Mown.	Hay.	Clover Seed.	Grass Seed.	Horses of all ages on hand June 1, 1880.	Mules and Asses, all ages, on hand June 1, 1880.
				No.	No.	No.	No.	Dollars.	Dollars.	Dollars.	Dollars.	Dollars.	Dollars.	No.	Dollars.	Acres.	Acres.	Tons.	Bushels.	Bushels.	No.	No.
1	2	3	4	5	6	7	8	9	10	11	12	13	14	15	16	17	18	19	20	21	22	23
1 Young Warren	1			100	40	120		2100	75	815					540	12		4			5	3
2 Young S S	1			66	5	20		800	50	330					380						5	2
3 Wall J J	1			50	50	40		1400	40	625					445	10		8			4	3
4 Boyer Synthia	1			30	2	8		400	25	200					275						4	
5 Schooler John	1			100	65	140		3000	100	675					735	20		20			10	2
6 Cramer David	1			83	75	140		3200	175	1185					695	10		10			10	4
7 Cramer Lee	1			35		45		800	75	450					320						4	1
8 Cramer Catherine	1			35	4			400	40	395					280						4	
9 Foursee E S	1			50	2	28		700	50	420					320						4	
10 Kincaid J S	1			45	7	70		1000	100	620					360	6		6			8	3

NEAT CATTLE AND THEIR PRODUCTS.											SHEEP.										SWINE.	POULTRY ON HAND JUNE 1st, 1880, EXCLUSIVE OF SPRING HATCHING.		
ON HAND JUNE 1, 1880.			MOVEMENT, 1879.								ON hand June 1, 1880.	MOVEMENT, 1879.							CLIP, SPRING 1880, SHORN AND TO BE SHORN.		ON hand June 1, 1880.			
				Cattle of all ages				Milk sold, or sent to butter and cheese factories in 1879.	Butter made on the farm in 1879.	Cheese made on the farm in 1879.		Lambs dropped.	Sheep and lambs										
Working oxen.	Milch cows.	Other.	Calves dropped.	Purchased.	Sold living.	Slaughtered.	Died, strayed, and stolen, and not recovered.						Purchased.	Sold living.	Slaughtered.	Killed by dogs.	Died of disease.	Died of stress of weather.	Fleeces.	Weight.		Farm-yard.	Other.	Eggs PRODUCED IN 1879.
No.	No.	No.	No.	No.	No.	No.	No.	Gallons.	Lbs.	Lbs.	No.	No.	No.	No.	No.	No.	No.	No.	No.	Lbs.	No.	No.	No.	Doz.
24	25	26	27	28	29	30	31	32	33	34	35	36	37	38	39	40	41	42	43	44	45	46	47	48
1 3	12	3					2		250		12	8				1			4	25	30	60		125
2 2	-	2							80												28	20		30
3 4	2	4							100												35	24		30
4 4	2	3							125												27	24		30
5 4	4								160		16	9		3		4			7	45	10	36		75
6 6	22	6							200		27	11				1			16	100	28	36	72	75
7 9	12	3							100		16	7							9	50	80	24		45
8 2	3	2							80												10	30		60
9 4	4	3							200												20	24		30
10 3	13	1							130												38	20		50

CEREALS.												PULSE.		FIBER.						SUGAR.						BROOM CORN. 1879.	
BARLEY. 1879.		BUCKWHEAT. 1879.		INDIAN CORN. 1879.		OATS. 1879.		RYE. 1879.		WHEAT. 1879.				FLAX—1879.				HEMP.		SORGHUM—1879.			MAPLE—1879.				
Area.	Crop.	Area.	Crop.	Area.	Crop.	Area.	Crop.	Area.	Crop.	Area.	Crop.	Canada Peas, (Dry.) in 1879.	Beans, (Dry.) in 1879.	Area in Crop.	Seed.	Straw.	Fiber.			Area in Crop.	Sugar.	Molasses.	Sugar.	Molasses.			
Acres.	Bush.	Acres.	Bush.	Acres.	Bush.	Acres.	Bush.	Acres.	Bush.	Acres.	Bush.	Bush.	Bush.	Acres.	Bush.	Tons.	Lbs.	Acs.	Tns.	Acres.	Lbs.	Galls.	Lbs.	Galls.	Acs.	Lbs.
49	50	51	52	53	54	55	56	57	58	59	60	61	62	63	64	65	66	67	68	69	70	71	72	73	74	75
1				50	3200	10	400			8	90											25				
2				35	1300	2	73			8	100											40				
3				40	1600					10	100											25				
4				30	1000																	40				
5				75	2625	13	400			10	100									5		48				
6				40	1800	12	400			20	320											15				
7				33	1650	—	—															—				
8				35	1400																	25				
9				40	1200					10	100											50				
10				37	1215	10	300			8	70											45				

HOPS. 1879.		POTATOES, (Irish.) 1879.		POTATOES, (Sweet.) 1879.		TOBACCO. 1879.		ORCHARDS—1879.							NURSERIES.		VINEYARDS.			MARKET GARDENS.	BEES—1879.		FOREST PRODUCTS.	
								APPLE.			PEACH.			Total value of orchard products of all kinds sold or consumed.										
Area.	Crop.	Area.	Crop.	Area.	Crop.	Area.	Crop.	Acres.	Bearing trees.	Bushels. 1879.	Acres.	Bearing trees.	Bushels. 1879.		Acres.	Value of produce sold in 1879.	Acres.	Grapes sold in 1879.	Wine made in 1879.	Value of produce sold in 1879.	Honey.	Wax.	Amount of wood cut in 1879.	Value of all forest products sold or consumed in 1879.
Acres.	Lbs.	Acres.	Bush.	Acres.	Bush.	Acres.	Lbs.	No.	No.	No.	No.	No.	No.	Dollars.	No.	Dollars.	No.	Lbs.	Galls.	Dollars.	Lbs.	Lbs.	Cords.	Dollars.
76	77	78	79	80	81	82	83	84	85	86	87	88	89	90	91	92	93	94	95	96	97	98	99	100
1		15																						10
2		25																						10
3		20																						10
4		10																						20
5	2	15																						20
6		10																						15
7		25																						10
8		18																						10
9		20	1/8	10																				10
10		10																						10

1) 1)

Received July 30, 1880.

C

[7—306.]

Page No. 15
Supervisor's Dist: No. 7
Enumeration Dist: No. 128

NOTE A.—The light dotted perpendicular lines, which divide the spaces intended for numbers on this Schedule, are intended to separate the units, tens, &c., from each other, and the Enumerator should be careful that the figures are written within the small spaces so formed, thus: | 7 | 4 |, the units | 4 | 2 | 1 | in the right-hand small spaces. | 3 | 9 |

NOTE B.—Make an affirmative entry by a slanting line (thus /) in one of the three columns 2, 3, and 4, according as the fact is in the case of each farm—in column 2, if the occupier is the owner of the farm; in column 3, if he is the tenant at a fixed money rental; in column 4, if he conducts it for a share of the product.

NOTE C.—Enumerators will observe that there are 100 questions relating to each farm, which are arranged in four successive divisions of each schedule page.

SCHEDULE 2.—Productions of Agriculture in 128th Dist in the County of Ray, State of Missouri

enumerated by me on the 23rd 24th day of June, 1880. Frank Summers, *Enumerator.*

OF THE PERSON WHO CONDUCTS THIS FARM.				ACRES OF LAND.				FARM VALUES.			FENCES.		LABOR.			GRASS LANDS.						
	TENURE.			IMPROVED.		UNIMPROVED.										ACREAGE 1879.		PRODUCTS HARVESTED IN 1879.				
THE NAME.	Owner.	Rents for fixed money rental.	Rents for shares of products.	Tilled, including fallow and grass in rotation, (whether pasture or meadow.)	Permanent meadows, permanent pastures, orchards, vineyards.	Woodland and forest.	Other unimproved, including "old fields" not growing wood.	Of farm, including land, fences, and buildings.	Of farming implements and machinery.	Of Live Stock.	Cost of building and repairing in 1879.	Cost of fertilizers purchased in 1879.	Amount paid for wages for farm labor during 1879, including value of board.	Weeks hired labor in 1879 upon farm (and dairy) excluding house-work.	Estimated value of all farm productions (sold, consumed, or on hand) for 1879.	Mown.	Not Mown.	Hay.	Clover Seed.	Grass Seed.	Horses of all ages on hand June 1, 1880.	Mules and Asses, all ages, on hand June 1, 1880.
				No.	No.	No.	No.	Dollars.	Dollars.	Dollars.	Dollars.	Dollars.	Dollars.	No.	Dollars.	Acres.	Acres.	Tons.	Bushels.	Bushels.	No.	No.
1	2	3	4	5	6	7	8	9	10	11	12	13	14	15	16	17	18	19	20	21	22	23
1 Albert Nun	/			40	10	30		1100	40	220	20				280						2	
2 Freer Joseph		/		30	10	40		800	40	240					210						3	
3 Barton Joseph		/		35		5		400	50	485					280						4	
4 Munsur Porter	/			35		45		600	50	535	40				280						2	2
5 Belk J & C		/		60	20			800	50	300					420						10	
6 McBee Geo	/			35	5			400	40	335	20				300						6	
7 McBee Ray		/		36	4			400	30	300					260						6	
8 Hill Nun & B		/		22		58		500	20	130	10				120						1	1
9 McBee Hiram	/			80	35	35		1000	25	345	50				400	35		30			2	
10 Jackson Wesley	/			40	10	50		900	100	540	25				360	8		5			1	2

NEAT CATTLE AND THEIR PRODUCTS.											SHEEP.										SWINE.	POULTRY ON HAND JUNE 1ST, 1880, EXCLUSIVE OF SPRING HATCHING.		EGGS PRODUCED IN 1879.
ON HAND JUNE 1, 1880.			MOVEMENT, 1879.									MOVEMENT, 1879.							CLIP, SPRING 1880, SHORN AND TO BE SHORN.					
				Cattle of all ages								Sheep and Lambs												
Working oxen.	Milch cows.	Other.	Calves dropped.	Purchased.	Sold living.	Slaughtered.	Died, strayed, and stolen, and not recovered.	Milk sold, or sent to butter and cheese factories in 1879.	Butter made on the farm in 1879.	Cheese made on the farm in 1879.	On hand June 1, 1880.	Lambs dropped.	Purchased.	Sold living.	Slaughtered.	Killed by dogs.	Died of disease.	Died of stress of weather.	Fleeces.	Weight.	On hand June 1, 1880.	Barn yard.	Other.	
No.	No.	No.	No.	No.	No.	No.	No.	Gallons.	Lbs.	Lbs.	No.	No.	No.	No.	No.	No.	No.	No.	No.	Lbs.	No.	No.	No.	Doz.
24	25	26	27	28	29	30	31	32	33	34	35	36	37	38	39	40	41	42	43	44	45	46	47	48
1	2	1							50												10	24		30
1	4	1							50												8	24		32
4	12	3							160												10	24		30
1	4	1							50												10	24		30
2									50												10	24		30
9		1							100												15	24		50
1		1							40												7	36		75
																					10	48		100
2	8	2							100												24	24		50
4	11	4							200	21	21	7							14	84	10	24		30

CEREALS.										PULSE.		FIBER.						SUGAR.					
BARLEY. 1879.		BUCKWHEAT. 1879.		INDIAN CORN. 1879.		OATS. 1879.		RYE. 1879.		WHEAT. 1879.			FLAX—1879.			HEMP.		SORGHUM—1879.			MAPLE—1879.		BROOM CORN. 1879.	
Area.	Crop.	Area.	Crop.	Area.	Crop.	Area.	Crop.	Area.	Crop.	Area.	Crop.	Canada Peas, (Dry.) in 1879.	Beans, (Dry.) in 1879.	Area in Crop.	Seed.	Straw.	Fiber.	Acres.	Tns.	Area in Crop.	Sugar.	Molasses.	Sugar.	Molasses.	Acres.	Lbs.
Acres.	Bush.	Acres.	Bush.	Acres.	Bush.	Acres.	Bush.	Acres.	Bush.	Acres.	Bush.	Bush.	Bush.	Acres.	Bush.	Tons.	Lbs.			Acres.	Lbs.	Galls.	Lbs.	Galls.		
49	50	51	52	53	54	55	56	57	58	59	60	61	62	63	64	65	66	67	68	69	70	71	72	73	74	75
				14	360	14	300			10	100											120				
				30	1050																	—				
				33	1200																	—				
				33	1200																	45				
				60	2100																	40				
				25	1000					10	100											20				
				38	1325																	—				
				13	650	9	180															40				
				30	1500																	20				
				20	875	5	100			13	130											40				

HOPS. 1879.		POTATOES, (Irish.) 1879.		POTATOES, (Sweet.) 1879.		TOBACCO. 1879.		ORCHARDS—1879.						NURSERIES.		VINEYARDS.			MARKET GARDENS.	BEES—1879.		FOREST PRODUCTS.	
								APPLE.			PEACH.												
Area.	Crop.	Area.	Crop.	Area.	Crop.	Area.	Crop.	Acres.	Bearing trees.	Bushels. 1879.	Acres.	Bearing trees.	Bushels. 1879.	Total value of orchard products of all kinds sold or consumed.	Acres.	Value of produce sold in 1879.	Acres.	Grapes sold in 1879.	Wine made in 1879.	Value of produce sold in 1879.	Honey.	Wax.	Amount of wood cut in 1879.	Value of all forest products sold or consumed in 1879.
Acres.	Lbs.	Acres.	Bush.	Acres.	Bush.	Acres.	Lbs.	No.	No.	No.	No.	No.	No.	Dollars.	No.	Dollars.	No.	Lbs.	Galls.	Dollars.	Lbs.	Lbs.	Cords.	Dollars.
76	77	78	79	80	81	82	83	84	85	86	87	88	89	90	91	92	93	94	95	96	97	98	99	100
		10		1	2																			10
		15																						10
		13																						10
		10																						10
		10																						10
2		8																						10
		—																						10
		30																						50
		20																						5
		15																						10
																								10

D.

[7–306.]

Page No. 16
Supervisor's Dist: No. 7
Enumeration Dist: No. 128

NOTE A.—The light dotted perpendicular lines, which divide the spaces intended for numbers on this Schedule, are intended to separate the units, tens, &c., from each other, and the Enumerator should be careful that the figures are written within the small spaces so formed, thus: | | 7 | 4 |, the units in the right-hand small spaces. | | 4 | 2 | 1 | | | 3 | 9 |

NOTE B.—Make an affirmative entry by a slanting line (thus /) in one of the three columns 2, 3, and 4, according as the fact is in the case of each farm—in column 2, if the occupier is the owner of the farm; in column 3, if he is the tenant at a fixed money rental; in column 4, if he conducts it for a share of the product.

NOTE C.—Enumerators will observe that there are 100 questions relating to each farm, which are arranged in four successive divisions of each schedule page.

SCHEDULE 2.—Productions of Agriculture in 128th Dist in the County of Ray, State of Missouri

enumerated by me on the 24th day of June, 1880. Frank Cramer,

Enumerator.

OF THE PERSON WHO CONDUCTS THIS FARM.				ACRES OF LAND.				FARM VALUES.			FENCES.		LABOR.			GRASS LANDS.						
	TENURE.			IMPROVED.		UNIMPROVED.										ACREAGE 1879.		PRODUCTS HARVESTED IN 1879.				
THE NAME.	Owner.	Rents for fixed money rental.	Rents for shares of products.	Tilled, including fallow and grass in rotation, (whether pasture or meadow.)	Permanent meadows, permanent pastures, orchards, vineyards.	Woodland and forest.	Other unimproved, including "old fields" not growing wood.	Of farm, including land, fences, and buildings.	Of farming implements and machinery.	Of Live Stock.	Cost of building and repairing in 1879.	Cost of fertilizers purchased in 1879.	Amount paid for wages for farm labor during 1879, including value of board.	Weeks hired labor in 1879 upon farm (and dairy) excluding house-work.	Estimated value of all farm productions (sold, consumed, or on hand) for 1879.	Mown.	Not Mown.	Hay.	Clover Seed.	Grass Seed.	Horses of all ages on hand June 1, 1880.	Mules and Asses, all ages, on hand June 1, 1880.
				No.	No.	No.	No.	Dollars.	Dollars.	Dollars.	Dollars.	Dollars.	Dollars.	No.	Dollars.	Acres.	Acres.	Tons.	Bushels.	Bushels.	No.	No.
1	2	3	4	5	6	7	8	9	10	11	12	13	14	15	16	17	18	19	20	21	22	23
1 Kincaid Martin	/			30	65			950	40	1160	20				540	60		60			6	
2 McCuiston L B	/			40	120		15	1200	150	350	30				320	10		5			4	
3 McBee Hiram	/			80	80		10	1700	150	675	40				450	20	30	10			3	2
4 Harbor M D	/			20	9	5		400	50	350	10				296	9		4			2	2
5 Carrolton Francis	/			80	20			1000	25	230	5				640	10		5			3	
6 Dixon Thos	/			26	14	5		400	50	380	5				200	5		3			2	3
7 Robinson L C	/			80	120	30		2700	200	1150	30	34		12	500	50		50			6	2
8 Stocton L C	/			60	35	35		1200	150	625	20				315	5		4			4	4
9 Stocton John			/	40				400	50	200					280						2	
10 Nancamp Thos			/	65	3	52		1200	20	325					450						1	3

NEAT CATTLE AND THEIR PRODUCTS.											SHEEP.										SWINE.	POULTRY ON HAND JUNE 1ST, 1880, EXCLUSIVE OF SPRING HATCHING.		EGGS PRODUCED IN 1879.
ON HAND JUNE 1, 1880.			MOVEMENT, 1879.									MOVEMENT, 1879.							CLIP, SPRING 1880, SHORN AND TO BE SHORN.					
			Calves dropped.	Cattle of all ages				Milk sold, or sent to butter and cheese factories in 1879.	Butter made on the farm in 1879.	Cheese made on the farm in 1879.			Sheep and lambs									On hand June 1, 1880.	Barn-yard.	Other.	
Working oxen.	Milch cows.	Other.		Purchased.	Sold living.	Slaughtered.	Died, strayed, and stolen, and not recovered.				On hand June 1, 1880.	Lambs dropped.	Purchased.	Sold living.	Slaughtered.	Killed by dogs.	Died of disease.	Died of stress of weather.	Fleeces.	Weight.				
No.	No.	No.	No.	No.	No.	No.	No.	Gallons.	Lbs.	Lbs.	No.	No.	No.	No.	No.	No.	No.	No.	No.	Lbs.	No.	No.	No.	Doz.
24	25	26	27	28	29	30	31	32	33	34	35	36	37	38	39	40	41	42	43	44	45	46	47	48
1	2	20	2						80												50	30		75
2	2	8	2						80												40	35		25
3	3	22							100												35	12		25
4	3	6	3						120												8	24		50
5	3		3						100												10	20		30
6	2	2	2						80		16	4							12	40	19	20		30
7	8	30	7						400												60	36		75
8	3	4	3						100												16	36		15
9	1		1						40												10	24		30
10	2		2						80												45	36		15

CEREALS.												PULSE.		FIBER.						SUGAR.						BROOM CORN. 1879.	
Barley. 1879.		Buckwheat. 1879.		Indian Corn. 1879.		Oats. 1879.		Rye. 1879.		Wheat. 1879.				Flax—1879.				Hemp.		Sorghum—1879.			Maple—1879.				
Area.	Crop.	Area.	Crop.	Area.	Crop.	Area.	Crop.	Area.	Crop.	Area.	Crop.	Canada Peas, (Dry,) in 1879.	Beans, (Dry,) in 1879.	Area in Crop.	Seed.	Straw.	Fiber.			Area in Crop.	Sugar.	Molasses.	Sugar.	Molasses.			
Acres.	Bush.	Acres.	Bush.	Acres.	Bush.	Acres.	Bush.	Acres.	Bush.	Acres.	Bush.	Bush.	Bush.	Acres.	Bush.	Tons.	Lbs.	Acs.	Tns.	Acres.	Lbs.	Galls.	Lbs.	Galls.	Acs.	Lbs.
49	50	51	52	53	54	55	56	57	58	59	60	61	62	63	64	65	66	67	68	69	70	71	72	73	74	75
1				30	1500																					
2				30	1200					10	100											25				
3				60	1600	10	200			7	70											45				
4				22	980					4	50											25				
5				55	2200	25	400													3		1				
6				36	710																	1				
7				60	2200	20	420															45				
8				40	1400	10	300															45				
9				40	1200																	1				
10				65	2215																	1				

HOPS. 1879.		POTATOES, (Irish.) 1879.		POTATOES, (Sweet.) 1879.		TOBACCO. 1879.		ORCHARDS—1879.							NURSERIES.		VINEYARDS.			MARKET GARDENS.	BEES—1879.		FOREST PRODUCTS.	
								APPLE.			PEACH.			Total value of orchard products of all kinds sold or consumed.										
Area.	Crop.	Area.	Crop.	Area.	Crop.	Area.	Crop.	Acres.	Bearing trees.	Bushels. 1879.	Acres.	Bearing trees.	Bushels. 1879.		Acres.	Value of produce sold in 1879.	Acres.	Grapes sold in 1879.	Wine made in 1879.	Value of produce sold in 1879.	Honey.	Wax.	Amount of wood cut in 1879.	Value of all forest products sold or consumed in 1879.
Acres.	Lbs.	Acres.	Bush.	Acres.	Bush.	Acres.	Lbs.	No.	No.	No.	No.	No.	No.	Dollars.	No.	Dollars.	No.	Lbs.	Galls.	Dollars.	Lbs.	Lbs.	Cords.	Dollars.
76	77	78	79	80	81	82	83	84	85	86	87	88	89	90	91	92	93	94	95	96	97	98	99	100
			15																					10
			20																					10
			30																					15
			15																					10
		3	10																					10
			20																					20
			25																					10
			40																					5
			20																					20
			10																					10

[7–306.]

Received July 30, 1880.

A.

Page No. 17
Supervisor's Dist: No. 7
Enumeration Dist: No. 128

NOTE A.—The light dotted perpendicular lines, which divide the spaces intended for numbers on this Schedule, are intended to separate the units, tens, &c., from each other, and the Enumerator should be careful that the figures are written within the small spaces so formed, thus: 7 4, the units in the right-hand small spaces. 4 2 1 3 9

NOTE B.—Make an affirmative entry by a slanting line (thus /) in one of the three columns 2, 3, and 4, according as the fact is in the case of each farm—in column 2, if the occupier is the owner of the farm; in column 3, if he is the tenant at a fixed money rental; in column 4, if he conducts it for a share of the product.

NOTE C.—Enumerators will observe that there are 100 questions relating to each farm, which are arranged in four successive divisions of each schedule page.

SCHEDULE 2.—Productions of Agriculture in 128th Dist in the County of Ray, State of Missouri

enumerated by me on the 21 & 22nd day of June, 1880. Frank Cramm, *Enumerator.*

OF THE PERSON WHO CONDUCTS THIS FARM.				ACRES OF LAND.				FARM VALUES.			FENCES.		LABOR.			GRASS LANDS.						
	TENURE.			IMPROVED.		UNIMPROVED.										ACREAGE 1879.		PRODUCTS HARVESTED IN 1879.				
THE NAME.	Owner.	Rents for fixed money rental.	Rents for shares of products.	Tilled, including fallow and grass in rotation, (whether pasture or meadow.)	Permanent meadows, permanent pastures, orchards, vineyards.	Woodland and forest.	Other unimproved, including "old fields" not growing wood.	Of farm, including land, fences, and buildings.	Of farming implements and machinery.	Of Live Stock.	Cost of building and repairing in 1879.	Cost of fertilizers purchased in 1879.	Amount paid for wages for farm labor during 1879, including value of board.	Weeks hired labor in 1879 upon farm (and dairy) excluding house-work.	Estimated value of all farm productions (sold, consumed, or on hand) for 1879.	Mown.	Not Mown.	Hay.	Clover Seed.	Grass Seed.	Horses of all ages on hand June 1, 1880.	Mules and Asses, all ages, on hand June 1, 1880.
				No.	No.	No.	No.	Dollars.	Dollars.	Dollars.	Dollars.	Dollars.	Dollars.	No.	Dollars.	Acres.	Acres.	Tons.	Bushels.	Bushels.	No.	No.
1	2	3	4	5	6	7	8	9	10	11	12	13	14	15	16	17	18	19	20	21	22	23
1 Silvernail Solon			/	40	40			800	50	335					320						5	
2 McGarin Patric	/			40	40			800	75	320					300	3		2			5	
3 Snider Nicholas			/	60	20			800	50	300					400	3		4			3	
4 Pope A	/			125	205			3300	200	1235	150		145	36	940	120		50			5	6
5 Cummins Armilda	/			20				400	40	200					250						2	
6 McCormus Jas		/		20	3	15		400	50	225					200						2	
7 Barham John	/			100	59			1600	200	1660	50				600	40		30			10	2
8 Penistan Wm	/			40	40	20		1000	150	410	25				400	35		20			6	
9 Paul J C	/			20		20		400	50	245	10				200						2	
10 Penistan Lonza M	/			40	40			800	75	300	20				300	40		20			3	

NEAT CATTLE AND THEIR PRODUCTS.											SHEEP.										SWINE.	POULTRY ON HAND JUNE 1ST, 1880, EXCLUSIVE OF SPRING HATCHING.		
ON HAND JUNE 1, 1880.			MOVEMENT, 1879.									MOVEMENT, 1879.							CLIP, SPRING 1880, SHORN AND TO BE SHORN.						
			Cattle of all ages									Lambs dropped.	Sheep and lambs						Fleeces.	Weight.				
Working oxen.	Milch cows.	Other.	Calves dropped	Purchased.	Sold living.	Slaughtered.	Died, strayed and lost and not recovered.	Milk sold, or sent to butter and cheese factories in 1879.	Butter made on the farm in 1879.	Cheese made on the farm in 1879.	On hand June 1, 1880.		Purchased.	Sold living.	Slaughtered.	Killed by dogs.	Died of disease.	Died of stress of weather.			On hand June 1, 1880.	Barn-yard.	Other.	Eggs produced in 1879.
No.	No.	No.	No.	No.	No.	No.	No.	Gallons.	Lbs.	Lbs.	No.	No.	No.	No.	No.	No.	No.	No.	No	Lbs.	No.	No.	No.	Doz.
24	25	26	27	28	29	30	31	32	33	34	35	36	37	38	39	40	41	42	43	44	45	46	47	48
1	4	6	3						130												22	36		75
2	3	4	3						140												10	24		30
3	2	7	1						80												20	36		75
4	12	30	11						400		16	7							9	54	40	24		50
5	2	1	1						80												10	36		75
6	1		1						—												4	12		25
7	2	20	3						80												60	40		80
8	4	4	4						175												10	20		30
9	2	1	1						180		5								5	30	5	36		75
10		14																			20			

CEREALS.												PULSE.		FIBER.						SUGAR.							
BARLEY. 1879.		BUCKWHEAT. 1879.		INDIAN CORN. 1879.		OATS. 1879.		RYE. 1879.		WHEAT. 1879.				FLAX—1879.				HEMP.		SORGHUM—1879.			MAPLE—1879.		BROOM CORN. 1879.	
Area.	Crop.	Area.	Crop.	Area.	Crop.	Area.	Crop.	Area.	Crop.	Area.	Crop.	Canada Peas. (Dry.) in 1879.	Beans. (Dry.) in 1879.	Area in Crop.	Seed.	Straw.	Fiber.	Area.	Crop.	Area in Crop.	Sugar.	Molasses.	Sugar.	Molasses.	Area.	Crop.
Acres.	Bush.	Acres.	Bush.	Acres.	Bush.	Acres.	Bush.	Acres.	Bush.	Acres.	Bush.	Bush.	Bush.	Acres.	Bush.	Tons.	Lbs.	Acres.	Tns.	Acres.	Lbs.	Galls.	Lbs.	Galls.	Acres.	Lbs.
49	50	51	52	53	54	55	56	57	58	59	60	61	62	63	64	65	66	67	68	69	70	71	72	73	74	75
1				40	1600																	40				
2				40	1500																	20				
3				60	2000																	—				
4				100	3500	20	500															100				
5				20	750					20	100									3		—				
6				20	1000																	—				
7				80	2400	10	150			10	100											40				
8				40	1600																	—				
9				20	1000																	20				
10				40	1300																	—				

HOPS. 1879.		POTATOES, (Irish.) 1879.		POTATOES, (Sweet.) 1879.		TOBACCO. 1879.		ORCHARDS—1879.						NURSERIES.		VINEYARDS.			MARKET GARDENS.	BEES—1879.		FOREST PRODUCTS.	
								APPLE.			PEACH.												
Area.	Crop.	Area.	Crop.	Area.	Crop.	Area.	Crop.	Acres.	Bearing trees.	Bushels. 1879.	Acres.	Bearing trees.	Bushels. 1879.	Total value of orchard products of all kinds sold or consumed.	Acres.	Value of produce sold in 1879.	Acres.	Grapes sold in 1879.	Wine made in 1879.	Value of produce sold in 1879.	Honey.	Wax.	Amount of wood cut in 1879.	Value of all forest products sold or consumed in 1879.
Acres.	Lbs.	Acres.	Bush.	Acres.	Bush.	Acres.	Lbs.	No.	No.	No.	No.	No.	No.	Dollars.	No.	Dollars.	No.	Lbs.	Galls.	Dollars.	Lbs.	Lbs.	Cords.	Dollars.
76	77	78	79	80	81	82	83	84	85	86	87	88	89	90	91	92	93	94	95	96	97	98	99	100
1			20																					10
2			10																					10
3			—																					10
4			25																					15
5		2	20																					10
6			—																					5
7			25																					15
8			40																					15
9			5																					10
10																								

1

B.

[7–306.]

Page No. 18
Supervisor's Dist: No. 7
Enumeration Dist: No. 128

NOTE A.—The light dotted perpendicular lines, which divide the spaces intended for numbers on this Schedule, are intended to separate the units, tens, &c., from each other, and the Enumerator should be careful that the figures are written within the small spaces so formed, thus: 7|4, the units in the right-hand small spaces. 4|2|1 3|9

NOTE B.—Make an affirmative entry by a slanting line (thus /) in one of the three columns 2, 3, and 4, according as the fact is in the case of each farm—in column 2, if the occupier is the owner of the farm; in column 3, if he is the tenant at a fixed money rental; in column 4, if he conducts it for a share of the product.

NOTE C.—Enumerators will observe that there are 100 questions relating to each farm, which are arranged in four successive divisions of each schedule page.

SCHEDULE 2.—Productions of Agriculture in 128th Dist in the County of Ray, State of Missouri

enumerated by me on the 25th day of June, 1880. Frank Cramer, *Enumerator.*

OF THE PERSON WHO CONDUCTS THIS FARM.				ACRES OF LAND.				FARM VALUES.			FENCES.		LABOR.			GRASS LANDS.						
	TENURE.			IMPROVED.		UNIMPROVED.										ACREAGE 1879.		PRODUCTS HARVESTED IN 1879.				
THE NAME.	Owner.	Rents for fixed money rental.	Rents for shares of products.	Tilled, including fallow and grass in rotation, (whether pasture or meadow.)	Permanent meadows, permanent pastures, orchards, vineyards.	Woodland and forest.	Other unimproved, including "old fields" not growing wood.	Of farm, including land, fences, and buildings.	Of farming implements and machinery.	Of Live Stock.	Cost of building and repairing in 1879.	Cost of fertilizers purchased in 1879.	Amount paid for wages for farm labor during 1879, including value of board.	Weeks hired labor in 1879 upon farm (and dairy) excluding house-work	Estimated value of all farm productions (sold, consumed, or on hand) for 1879.	Mown.	Not Mown.	Hay.	Clover Seed.	Grass Seed.	Horses of all ages on hand June 1, 1880.	Mules and Asses, all ages, on hand June 1, 1880.
				No.	No.	No.	No.	Dollars.	Dollars.	Dollars.	Dollars.	Dollars.	Dollars.	No.	Dollars.	Acres.	Acres.	Tons.	Bushels.	Bushels.	No.	No.
1	2	3	4	5	6	7	8	9	10	11	12	13	14	15	16	17	18	19	20	21	22	23
1 Peniston Joseph D	/			40	40			800	175	710	10				320	23		23			10	
2 Clemens C H	/			30	10			400	100	200					240						3	
3 Branstetter Samuel			/	35	5			400	20	300	5				250						5	2
4 Clemens C F	/			39	1			400	50	175					270						2	
5 Clemens Geo	/			115	215			4300	250	4935	75		350	52	930	40		30			11	
6 Clemens J C	/			80				800	20	100					480						1	
7 Castile Rufus			/	40				400	25	320					220						3	
8 Temple Wm E	/			78	21			1000	100	240					440		6				2	
9 Osborne Josiah	/			35	5	6		460	50	334	10				300	3	2	4	4		3	
10 Osborne Lee	/			30	10			401	25	550					220	10		8	8		5	1

NEAT CATTLE AND THEIR PRODUCTS.											SHEEP.										SWINE.	POULTRY ON HAND JUNE 1ST, 1880, EXCLUSIVE OF SPRING HATCHING.		EGGS PRODUCED IN 1879.
ON HAND JUNE 1, 1880.			MOVEMENT, 1879. Cattle of all ages					Milk sold, or sent to butter and cheese factories in 1879.	Butter made on the farm in 1879.	Cheese made on the farm in 1879.	On hand June 1, 1880.	MOVEMENT, 1879.								CLIP, SPRING 1880, SHORN AND TO BE SHORN.		On hand June 1, 1880.			
												Lambs dropped.	Sheep and lambs.												
Working oxen.	Milch cows.	Other.	Calves dropped.	Purchased.	Sold living.	Slaughtered.	Died, strayed, and stolen, and not recovered.						Purchased.	Sold living.	Slaughtered.	Killed by dogs.	Died of disease.	Died of stress of weather.		Fleeces.	Weight.		Barn-yard.	Other.	
No.	No.	No.	No.	No.	No.	No.	No.	Gallons.	Lbs.	Lbs.	No.	No.	No.	No.	No.	No.	No.	No.	No.	No.	Lbs.	No.	No.	No.	Doz.
24	25	26	27	28	29	30	31	32	33	34	35	36	37	38	39	40	41	42	43	44	45	46	47	48
1	6		3						240												6	30		50
2	2	1	2						100		10	2							8	33	6	12		25
3	3	3	3						125												3	24		30
4	2		1						50												2	24		30
5	6	96	3	9					300		233	100							133	465	24	48		100
6	1								40												2	12		25
7	2		2						60												3	24		30
8	2	2	2						80												3	20		30
9	2	11	2						100												2	48		100
10	3	18	2						120		15	5					2		13	78	7	36		75

CEREALS.												PULSE.		FIBER.						SUGAR.						BROOM CORN.	
BARLEY. 1879.		BUCKWHEAT. 1879.		INDIAN CORN. 1879.		OATS. 1879.		RYE. 1879.		WHEAT. 1879.				FLAX—1879.				HEMP.		SORGHUM—1879.			MAPLE—1879.				
Area.	Crop.	Area.	Crop.	Area.	Crop.	Area.	Crop.	Area.	Crop.	Area.	Crop.	Canada Peas, (Dry.) in 1879.	Beans, (Dry.) in 1879.	Area in Crop.	Seed.	Straw.	Fiber.			Area in Crop.	Sugar.	Molasses.	Sugar.	Molasses.		1879.	
Acres.	Bush.	Acres.	Bush.	Acres.	Bush.	Acres.	Bush.	Acres.	Bush.	Acres.	Bush.	Bush.	Bush.	Acres.	Bush.	Tons.	Lbs.	Acs.	Tns.	Acres.	Lbs.	Galls.	Lbs.	Galls.	Acs.	Lbs.
49	50	51	52	53	54	55	56	57	58	59	60	61	62	63	64	65	66	67	68	69	70	71	72	73	74	75
1				40	1200																	40				
2				23	1100	4	100															20				
3				35	1225																	25				
4				35	1225	3	75															15				
5				115	4025															3		-				
6				80	2400																					
7				40	1500																	40				
8				35	1200	15	400			10	80											-				
9				30	1200	5	200															40				
10				25	1000					4	45											20				

HOPS. 1879.		POTATOES, (Irish.) 1879.		POTATOES, (Sweet.) 1879.		TOBACCO. 1879.		ORCHARDS—1879. APPLE.			ORCHARDS—1879. PEACH.			ORCHARDS—1879.	NURSERIES.		VINEYARDS.			MARKET GARDENS.	BEES—1879.		FOREST PRODUCTS	
Area.	Crop.	Area.	Crop.	Area.	Crop.	Area.	Crop.	Acres.	Bearing trees.	Bushels. 1879.	Acres.	Bearing trees.	Bushels. 1879.	Total value of orchard products of all kinds sold or consumed.	Acres.	Value of produce sold in 1879.	Acres.	Grapes sold in 1879.	Wine made in 1879.	Value of produce sold in 1879.	Honey.	Wax.	Amount of wood cut in 1879.	Value of all forest products sold or consumed in 1879.
Acres.	Lbs.	Acres.	Bush.	Acres.	Bush.	Acres.	Lbs.	No.	No.	No.	No.	No.	No.	Dollars.	No.	Dollars.	No.	Lbs.	Gallons.	Dollars.	Lbs.	Lbs.	Cords.	Dollars.
76	77	78	79	80	81	82	83	84	85	86	87	88	89	90	91	92	93	94	95	96	97	98	99	100
1			40																					15
2			20																					10
3			40																					10
4			20																					10
5		3	40																					10
6			20																					10
7			20																					8
8			10																					10
9			15																					15
10			15																					10

C.

Received July 20, 1880.

Page No. 19
Supervisor's Dist: No. 7
Enumeration Dist: No. 128

NOTE A.—The light dotted perpendicular lines, which divide the spaces intended for numbers on this schedule, are intended to separate the units, tens, &c., from each other, and the Enumerator should be careful that the figures are written within the small spaces so formed, thus: 7|4, the units in the right-hand small spaces. 4|2|1 3|9

NOTE B.—Make an affirmative entry by a slanting line (thus /) in one of the three columns 2, 3, and 4, according as the fact is in the case of each farm—in column 2, if the occupier is the owner of the farm; in column 3, if he is the tenant at a fixed money rental; in column 4, if he conducts it for a share of the product.

NOTE C.—Enumerators will observe that there are 100 questions relating to each farm, which are arranged in four successive divisions of each schedule page.

SCHEDULE 2.—Productions of Agriculture in 128th Dist in the County of Ray, State of Indiana

enumerated by me on the 25th day of June, 1880. Frank Cramer, *Enumerator.*

OF THE PERSON WHO CONDUCTS THIS FARM.				ACRES OF LAND.				FARM VALUES.			FENCES.		LABOR.			GRASS LANDS.						
	TENURE.			IMPROVED.		UNIMPROVED.										ACREAGE 1879.		PRODUCTS HARVESTED IN 1879.				
THE NAME.	Owner.	Rents for fixed money rental.	Rents for shares of products.	Tilled, including fallow and grass in rotation, (whether pasture or meadow.)	Permanent meadows, permanent pastures, orchards, vineyards.	Woodland and forest.	Other unimproved, including "old fields" not growing wood.	Of farm, including land, fences, and buildings.	Of farming implements and machinery.	Of Live Stock.	Cost of building and repairing in 1879.	Cost of fertilizers purchased in 1879.	Amount paid for wages for farm labor during 1879, including value of board.	Weeks hired labor in 1879 upon farm (and dairy), excluding house-work.	Estimated value of all farm productions (sold, consumed, or on hand) for 1879.	Mown.	Not Mown.	Hay.	Clover Seed.	Grass Seed.	Horses of all ages on hand June 1, 1880.	Mules and Asses, all ages, on hand June 1, 1880.
	No.	No.	No.	No.	No.	No.	No.	Dollars.	Dollars.	Dollars.	Dollars.	Dollars.	Dollars.	No.	Dollars.	Acres.	Acres.	Tons.	Bushels.	Bushels.	No.	No.
1	2	3	4	5	6	7	8	9	10	11	12	13	14	15	16	17	18	19	20	21	22	23
1 Luthold Z George	1			95	25			1200	175	980	20				775	7	3	4			6	7
2 Downing Moreahn	1			40	80			1200	50	250	20				350	3		5			4	
3 Paul D. D.	1			80	80			1700	150	630	50				500						5	4
4 Paul D M	1			35	5			400	100	290					300	3		4				2
5 Moore John		1		35	5			400	100	145					280						2	
6 Case W M	1			35	45			900	125	735	10				995	3		5			3	9
7 Snider Wm	1			30				300	75	183					210						2	
8 Couch James			1	20				200	20	250					210						2	
9 Milligan Louis	1			40				400	60	210					275						3	
10 Campbell J L	1			40	40			800		650					310	15		15			4	2

NEAT CATTLE AND THEIR PRODUCTS.											SHEEP.										SWINE.	POULTRY ON HAND JUNE 1ST, 1880, EXCLUSIVE OF SPRING HATCHING.		EGGS PRODUCED IN 1879.
ON HAND JUNE 1, 1880.			MOVEMENT, 1879.								ON HAND JUNE 1, 1880.	MOVEMENT, 1879.							CLIP, SPRING 1880, SHORN AND TO BE SHORN.		ON HAND JUNE 1, 1880.			
			Cattle of all ages									Lambs dropped.	Sheep and lambs											
Working oxen.	Milch cows.	Other.	Calves dropped.	Purchased.	Sold living.	Slaughtered.	Died, strayed, and stolen, and not recovered.	Milk sold, or sent to butter and cheese factories in 1879.	Butter made on the farm in 1879.	Cheese made on the farm in 1879.			Purchased.	Sold living.	Slaughtered.	Killed by dogs.	Died of diseases.	Died of stress of weather.	Fleeces.	Weight.		Barn-yard.	Other.	
No.	No.	No.	No.	No.	No.	No.	No.	Gallons.	Lbs.	Lbs.	No.	No.	No.	No.	No.	No.	No.	No.	No.	Lbs.	No.	No.	No.	Doz.
24	25	26	27	28	29	30	31	32	33	34	35	36	37	38	39	40	41	42	43	44	45	46	47	48
1	7	12	6						980												10	36		75
2	1		1						20		6	1												
3	6	10	2						220										3	30	20			
4	1	4	1						50												10	40		80
5	9		2						140												12	12		25
6	3	4	2						140												10	24		30
7	1		1						50												12	20		50
8	1		1						50												3	36		75
9	2		2						90												4	48		100
10	4	11	4						175												4	36		75
																					14	48		100

CEREALS.												PULSE.		FIBER.						SUGAR.					BROOM CORN. 1879.	
BARLEY. 1879.		BUCKWHEAT. 1879.		INDIAN CORN. 1879.		OATS. 1879.		RYE. 1879.		WHEAT. 1879.		Canada Peas, (Dry.) in 1879.	Beans, (Dry.) in 1879.	FLAX—1879.				HEMP.		SORGHUM—1879.			MAPLE—1879.			
Area.	Crop.	Area.	Crop.	Area.	Crop.	Area.	Crop.	Area.	Crop.	Area.	Crop.			Area in Crop.	Seed.	Straw.	Fiber.			Area in Crop.	Sugar.	Molasses.	Sugar.	Molasses.		
Acres.	Bush.	Acres.	Bush.	Acres.	Bush.	Acres.	Bush.	Acres.	Bush.	Acres.	Bush.	Bush.	Bush.	Acres.	Bush.	Tons.	Lbs.	Acs.	Tns.	Acres.	Lbs.	Galls.	Lbs.	Gallo.	Acs.	Lbs.
49	50	51	52	53	54	55	56	57	58	59	60	61	62	63	64	65	66	67	68	69	70	71	72	73	74	75
1				90	3600					3	30											40				
2				30	1050	5	90															-				
3				60	2101	20	500															40				
4				35	1500																	-				
5				35	1400																	30				
6				30	1060																	15				
7				30	1050																	-				
8				20	1000																	45				
9				39	1375																	50				
10				30	1200	4	80			8	60											25				

HOPS. 1879.		POTATOES, (Irish.) 1879.		POTATOES, (Sweet.) 1879.		TOBACCO. 1879.		ORCHARDS—1879.						NURSERIES.		VINEYARDS.			MARKET GARDENS.	BEES—1879.		FOREST PRODUCTS.	
								APPLE.			PEACH.											Amount of wood cut in 1879.	Value of all forest products sold or consumed in 1879.
Area.	Crop.	Area.	Crop.	Area.	Crop.	Area.	Crop.	Acres.	Bearing trees.	Bushels. 1879.	Acres.	Bearing trees.	Bushels. 1879.	Total value of orchard products of all kinds sold or consumed.	Acres.	Value of produce sold in 1879.	Acres.	Grapes sold in 1879.	Wine made in 1879.	Value of produce sold in 1879.	Honey.	Wax.	
Acres.	Lbs.	Acres.	Bush.	Acres.	Bush.	Acres.	Lbs.	No.	No.	No.	No.	No.	No.	Dollars.	No.	Dollars.	No.	Lbs.	Galls.	Dollars.	Lbs.	Lbs.	Cords.	Dollars.
76	77	78	79	80	81	82	83	84	85	86	87	88	89	90	91	92	93	94	95	96	97	98	99	100
1			20																					10
2			10																					10
3			15																					15
4			-																					5
5		2	10																					60
6			40	½	40																			10
7			-																					8
8			20																					10
9			10																					10
10			10																					10

D.

[7—306.]

Page No. 20
Supervisor's Dist: No. 7
Enumeration Dist: No. 128

NOTE A.—The light dotted perpendicular lines, which divide the spaces intended for numbers on this Schedule, are intended to separate the units, tens, &c., from each other, and the Enumerator should be careful that the figures are written within the small spaces so formed, thus: 7|4, the units in the right-hand small spaces. 4|2|1 3|9

NOTE B.—Make an affirmative entry by a slanting line (thus /) in one of the three columns 2, 3, and 4, according as the fact is in the case of each farm—in column 2, if the occupier is the owner of the farm; in column 3, if he is the tenant at a fixed money rental; in column 4, if he conducts it for a share of the product.

NOTE C.—Enumerators will observe that there are 100 questions relating to each farm, which are arranged in four successive divisions of each schedule page.

SCHEDULE 2.—Productions of Agriculture in 128th Dist in the County of Ray, State of Missouri

enumerated by me on the 25 & 26th day of June, 1880. Grant Cramer, *Enumerator.*

OF THE PERSON WHO CONDUCTS THIS FARM.				ACRES OF LAND.				FARM VALUES.			FENCES.		LABOR.			GRASS LANDS.						
	TENURE.			IMPROVED.		UNIMPROVED.										ACREAGE 1879.		PRODUCTS HARVESTED IN 1879.				
THE NAME.	Owner.	Rents for fixed money rental.	Rents for shares of products.	Tilled, including fallow and grass in rotation, (whether pasture or meadow.)	Permanent meadows, permanent pastures, orchards, vineyards.	Woodland and forest.	Other unimproved, including "old fields" not growing wood.	Of farm, including land, fences, and buildings.	Of farming implements and machinery.	Of Live Stock.	Cost of building and repairing in 1879.	Cost of fertilizers purchased in 1879.	Amount paid for wages for farm labor during 1879, including value of board.	Weeks hired labor in 1879 upon farm (and dairy) excluding house-work.	Estimated value of all farm productions (sold, consumed, or on hand) for 1879.	Mown.	Not Mown.	Hay.	Clover Seed.	Grass Seed.	Horses of all ages on hand June 1, 1880.	Mules and Asses, all ages, on hand June 1, 1880.
				No.	No.	No.	No.	Dollars.	Dollars.	Dollars.	Dollars.	Dollars.	Dollars.	No.	Dollars.	Acres.	Acres.	Tons.	Bushels.	Bushels.	No.	No.
1	2	3	4	5	6	7	8	9	10	11	12	13	14	15	16	17	18	19	20	21	22	23
1 Waters W W	/			80	40			1400	200	520	10				530	25		20			2	1
2 Dixon & Sn			/	25	1	15		250	60	215					150						2	1
3 Gentry B B	/			110	155	35		3000	250	2350	25		78	16	1180	140		100			2	7
4 Lozier Geo W	/			95	30	10		730	30	445	10				240	3		3			2	3
5 Lozier Joseph	/			23	57			900	150	445	25				225	16		16			3	
6 Lozier H	/			45	35			800	50	360					345	3		2			3	1
7 Frazier Wm S	/			50	90			1400	25	950					384	22		20			6	3
8 Birt James	/			20				210	10	350					280						3	5
9 Crozier C P	/			35	15	25		800	25	385	50				245	8		8			7	3
10 Lozier R J		/		40	20	20		900	25	200					300	5		4			3	

NEAT CATTLE AND THEIR PRODUCTS.											SHEEP.										SWINE.	POULTRY ON HAND JUNE 1ST, 1880, EXCLUSIVE OF SPRING HATCHING.		EGGS PRODUCED IN 1879.
ON HAND JUNE 1, 1880.			MOVEMENT, 1879.									MOVEMENT, 1879.							CLIP, SPRING 1880, SHORN AND TO BE SHORN.					
			Cattle of all ages					Milk sold, or sent to butter and cheese factories in 1879.	Butter made on the farm in 1879.	Cheese made on the farm in 1879.		Sheep and lambs									On hand June 1, 1880.			
Working oxen.	Milch cows.	Other.	Calves dropped.	Purchased.	Sold living.	Slaughtered.	Died, strayed, and stolen and not recovered.				On hand June 1, 1880.	Lambs dropped.	Purchased.	Sold living.	Slaughtered.	Killed by dogs.	Died of disease.	Died of stress of weather.	Fleeces.	Weight.				
No.	No.	No.	No.	No.	No.	No.	No.	Gallons.	Lbs.	Lbs.	No.	No.	No.	No.	No.	No.	No.	No.	No.	Lbs.	No.	No.	No.	Doz.
24	25	26	27	28	29	30	31	32	33	34	35	36	37	38	39	40	41	42	43	44	45	46	47	48
1 3	5	2							140		95	10							15	90	30	36		75
2 2		2							90												20	20		50
3 6	74	6		40	43	1			240		46	19			3				27	125	200	36		75
4 2	4								40		18	5							13	75	34	34		25
5 3	6	2		6	9		1		125		19	10							9	72	27	36	26	75
6 2	4	2							100		10	3							7	40	20	12		25
7 3	14	2							300		42	16							26	104	31	24	42	50
8 1		1							40												15	24		50
9 3		3							150												9	36		75
10 1		1							50												14	12		50

CEREALS.												PULSE.		FIBER.						SUGAR.						BROOM CORN. 1879.	
BARLEY. 1879.		BUCKWHEAT. 1879.		INDIAN CORN. 1879.		OATS. 1879.		RYE. 1879.		WHEAT. 1879.				FLAX—1879.				HEMP.		SORGHUM—1879.			MAPLE—1879.				
Area.	Crop.	Area.	Crop.	Area.	Crop.	Area.	Crop.	Area.	Crop.	Area.	Crop.	Canada Peas, (Dry), in 1879.	Beans, (Dry,) in 1879.	Area in Crop.	Seed.	Straw.	Fiber.			Area in Crop.	Sugar.	Molasses.	Sugar.	Molasses.			
Acres.	Bush.	Acres.	Bush.	Acres.	Bush.	Acres.	Bush.	Acres.	Bush.	Acres.	Bush.	Bush.	Bush.	Acres.	Bush.	Tons.	Lbs.	Acs.	Tns.	Acres.	Lbs.	Galls.	Lbs.	Galls.	Acs.	Lbs.
49	50	51	52	53	54	55	56	57	58	59	60	61	62	63	64	65	66	67	68	69	70	71	72	73	74	75
1				65	2275	5	200			8	40											25				
2				25	750																	—				
3				100	3500	10	325															40				
4				25	1150	6	140															40				
5				20	800					3	40									4		—				
6				40	1600	4	75															40				
7				35	1500	1	100															—				
8				20	1000																	1				
9				20	630	2	40			10	100											45				
10				40	1500																	40				

HOPS. 1879.		POTATOES, (Irish.) 1879.		POTATOES, (Sweet.) 1879.		TOBACCO. 1879.		ORCHARDS—1879.					NURSERIES.		VINEYARDS.			MARKET GARDENS.	BEES—1879.		FOREST PRODUCTS.	
								APPLE.			PEACH.											
Area.	Crop.	Area.	Crop.	Area.	Crop.	Area.	Crop.	Acres.	Bearing trees.	Bushels. 1879.	Acres.	Bearing trees.	Bushels. 1879.	Total value of orchard products of all kinds sold or consumed.	Acres.	Value of produce sold in 1879.	Acres.	Grapes sold in 1879.	Wine made in 1879.	Value of produce sold in 1879.	Honey.	Wax.	Amount of wood cut in 1879.	Value of all forest products sold or consumed in 1879.
Acres.	Lbs.	Acres.	Bush.	Acres.	Bush.	Acres.	Lbs.	No.	No.	No.	No.	No.	No.	Dollars.	No.	Dollars.	No.	Lbs.	Galls.	Dollars.	Lbs.	Lbs.	Cords.	Dollars.
76	77	78	79	80	81	82	83	84	85	86	87	88	89	90	91	92	93	94	95	96	97	98	99	100
1			40																					10
2			10																					25
3			25																					20
4			15																					10
5		3	25																					5
6			15																					8
7			25																					10
8			—																					5
9			25																					10
10			15																					10

0

[7–306.]

Received July 30, 1880. **A.**

Page No. 21
Supervisor's Dist: No. 7
Enumeration Dist: No. 128

NOTE A.—The light dotted perpendicular lines, which divide the spaces intended for numbers on this Schedule, are intended to separate the units, tens, &c., from each other, and the Enumerator should be careful that the figures are written within the small spaces so formed, thus: 7 4, the units 4 2 1 3 9 in the right-hand small spaces.

NOTE B.—Make an affirmative entry by a slanting line (thus /) in one of the three columns 2, 3, and 4, according as the fact is in the case of each farm—in column 2, if the occupier is the owner of the farm; in column 3, if he is the tenant at a fixed money rental; in column 4, if he conducts it for a share of the product.

NOTE C.—Enumerators will observe that there are 100 questions relating to each farm, which are arranged in four successive divisions of each schedule page.

SCHEDULE 2.—Productions of Agriculture in 128th Dist in the County of Ray, State of Missouri

enumerated by me on the 26th day of June, 1880. Frank Cramer, *Enumerator.*

OF THE PERSON WHO CONDUCTS THIS FARM.				ACRES OF LAND.				FARM VALUES.			FENCES.		LABOR.			GRASS LANDS.						
	TENURE.			IMPROVED.		UNIMPROVED.										ACREAGE 1879.		PRODUCTS HARVESTED IN 1879.				
THE NAME.	Owners.	Rents for fixed money rental.	Rents for shares of products.	Tilled, including fallow and grass in rotation, (whether pasture or meadow.)	Permanent meadows, permanent pastures, orchards, vineyards.	Woodland and forest.	Other unimproved, including "old fields" not growing wood.	Of farm, including land, fences, and buildings.	Of farming implements and machinery.	Of Live Stock.	Cost of building and repairing in 1879.	Cost of fertilizers purchased in 1879.	Amount paid for wages for farm labor during 1879, including value of board.	Weeks hired labor in 1879 upon farm (and dairy) exclusive of house-work.	Estimated value of all farm productions (sold, consumed, or on hand) for 1879.	Mown.	Not Mown.	Hay.	Clover Seed.	Grass Seed.	Horses of all ages on hand June 1, 1880.	Mules and Asses, all ages, on hand June 1, 1880.
				No.	No.	No.	No.	Dollars.	Dollars.	Dollars.	Dollars.	Dollars.	Dollars.	No.	Dollars.	Acres.	Acres.	Tons.	Bushels.	Bushels.	No.	No.
1	2	3	4	5	6	7	8	9	10	11	12	13	14	15	16	17	18	19	20	21	22	23
1 McKinn J J	/			75	45	35		1500	35	650	50				615	15		15			12	
2 Baker John			/	38	2			400	50	215					280						2	
3 Ballew Charles	/			30		14		450	25	260	10				225						3	1
4 Ballew G W	/			31	10	20		800	25	325	15				425						4	3
5 Eden J E	/			80	60	100		2500	250	270	50				710	30		25			7	
6 Sanders Wm H		/		150	4			1600	175	410					1015						7	
7 Ball J B	/			40	40			800	100	1400					330	30		20			6	5
8 Metz Eli		/		40	40			900	75	300					360	40		40			3	1
9 Bowman A H	/			30	30			800	100	215					920	25		25			2	
10 Stratton L H	/			60	60			1400	150	680					310	45		20			5	

NEAT CATTLE AND THEIR PRODUCTS.												SHEEP.										SWINE.	POULTRY ON HAND JUNE 1ST, 1880, EXCLUSIVE OF SPRING HATCHING.		
ON HAND JUNE 1, 1880.				MOVEMENT, 1879.																CLIP, SPRING 1880, SHORN AND TO BE SHORN.						
					Cattle of all ages									Sheep and lambs											
Working oxen.	Milch cows.	Other.	Calves dropped.	Purchased.	Sold living.	Slaughtered.	Died, strayed, and stolen, and not recovered.	Milk sold, or sent to butter and cheese factories in 1879.	Butter made on the farm in 1879.	Cheese made on the farm in 1879.	On hand June 1, 1880.	Lambs dropped.	Purchased.	Sold living.	Slaughtered.	Killed by dogs.	Died of disease.	Died of stress of weather.	Fleeces.	Weight.	On hand June 1, 1880.	Barn-yard.	Other.	Eggs produced in 1879.
No.	No.	No.	No.	No.	No.	No.	No.	Gallons.	Lbs.	Lbs.	No.	No.	No.	No.	No.	No.	No.	No.	No.	Lbs.	No.	No.	No.	Doz.
24	25	26	27	28	29	30	31	32	33	34	35	36	37	38	39	40	41	42	43	44	45	46	47	48
1	2	6	1						80												30	45	3	100
2	2		2						80												6	12		25
3	1		1						40												5	24	10	50
4	2		1						80												10	12		25
5	7	21	4						275		54	22		20	2	3	2		32	140	30	60		125
6	2	3	2						80												11	24		50
7	1	41	4	22	2				280		16	6							10	30	27	20		50
8	2		2						100												10	12		25
9	1	4	1	2	2				50												20	24		50
10	3	18	2						120		12	2							10	50	12	24		50

CEREALS.												PULSE.		FIBER.						SUGAR.						BROOM CORN. 1879.	
BARLEY. 1879.		BUCKWHEAT. 1879.		INDIAN CORN. 1879.		OATS. 1879.		RYE. 1879.		WHEAT. 1879.				FLAX—1879.				HEMP.		SORGHUM—1879.			MAPLE—1879.				
Area.	Crop.	Area.	Crop.	Area.	Crop.	Area.	Crop.	Area.	Crop.	Area.	Crop.	Canada Peas, (Dry,) in 1879.	Beans, (Dry,) in 1879.	Area in Crop.	Seed.	Straw.	Fiber.			Area in Crop.	Sugar.	Molasses.	Sugar.	Molasses.			
Acres.	Bush.	Acres.	Bush.	Acres.	Bush.	Acres.	Bush.	Acres.	Bush.	Acres.	Bush.	Bush.	Bush.	Acres.	Bush.	Tons.	Lbs.	Acs.	Tns.	Acres.	Lbs.	Galls.	Lbs.	Galls.	Acs.	Lbs.
49	50	51	52	53	54	55	56	57	58	59	60	61	62	63	64	65	66	67	68	69	70	71	72	73	74	75
1				60	2400	6	100																			
2				30	1050	8	75															40				
3				25	1100	3	100																			
4				45	2100					4	30											40				
5				60	2300	10	300			10	140									4		43				
6				150	5325																	40				
7				20	700	6	150	1	12	10	100											40				
8				40	1200																					
9				40	1200					10	90											35				
10				40	1200	10	100			10	40											16				

HOPS. 1879.		POTATOES, (Irish.) 1879.		POTATOES, (Sweet.) 1879.		TOBACCO. 1879.		ORCHARDS—1879.							NURSERIES.		VINEYARDS.			MARKET GARDENS.	BEES—1879.		FOREST PRODUCTS.	
								APPLE.			PEACH.			Total value of orchard products of all kinds sold or consumed.						Value of produce sold in 1879.	Honey.	Wax.	Amount of wood cut in 1879.	Value of all forest products sold or consumed in 1879.
Area.	Crop.	Area.	Crop.	Area.	Crop.	Area.	Crop.	Acres.	Bearing trees.	Bushels. 1879.	Acres.	Bearing trees.	Bushels. 1879.		Acres.	Value of produce sold in 1879.	Acres.	Grapes sold in 1879.	Wine made in 1879.				Amount of wood cut in 1879.	Value of all forest products sold or consumed in 1879.
Acres.	Lbs.	Acres.	Bush.	Acres.	Bush.	Acres.	Lbs.	No.	No.	No.	No.	No.	No.	Dollars.	No.	Dollars.	No.	Lbs.	Galls.	Dollars.	Lbs.	Lbs.	Cords.	Dollars.
76	77	78	79	80	81	82	83	84	85	86	87	88	89	90	91	92	93	94	95	96	97	98	99	100
1			15																					10
2			20																					10
3			10																					10
4			25																					10
5		½	40																					15
6			40																					15
7			20																					10
8			-																					15
9			15																					10
10			25																					10

B.

[7—306.]

Page No. 22
Supervisor's Dist: No. 7
Enumeration Dist: No. 128

NOTE A.—The light dotted perpendicular lines, which divide the spaces intended for numbers on this Schedule, are intended to separate the units, tens, &c., from each other, and the Enumerator should be careful that the figures are written within the small spaces so formed, thus: | | 7 | 4 |, the units | 4 | 2 | 1 | in the right-hand small spaces. | | 3 | 9 |

NOTE B.—Make an affirmative entry by a slanting line (thus /) in one of the three columns 2, 3, and 4, according as the fact is in the case of each farm—in column 2, if the occupier is the owner of the farm; in column 3, if he is the tenant at a fixed money rental; in column 4, if he conducts it for a share of the product.

NOTE C.—Enumerators will observe that there are 100 questions relating to each farm, which are arranged in four successive divisions of each schedule page.

SCHEDULE 2.—Productions of Agriculture in 128th Dist in the County of Ray, State of Missouri

enumerated by me on the 26th & 28th day of June, 1880. Frank Coonner, *Enumerator.*

OF THE PERSON WHO CONDUCTS THIS FARM.				ACRES OF LAND.				FARM VALUES.			FENCES.		LABOR.			GRASS LANDS.						
	TENURE.			IMPROVED.		UNIMPROVED.										ACREAGE 1879.		PRODUCTS HARVESTED IN 1879.				
THE NAME.	Owner.	Rents for fixed money rental.	Rents for share of products.	Tilled, including fallow and grass in rotation, (whether pasture or meadow.)	Permanent meadows, permanent pastures, orchards, vineyards.	Woodland and forest.	Other unimproved, including "old fields" not growing wood.	Of farm, including land, fences, and buildings.	Of farming implements and machinery.	Of Live Stock.	Cost of building and repairing, in 1879.	Cost of fertilizers purchased in 1879.	Amount paid for wages for farm labor during 1879, including value of board.	Weeks hired labor in 1879 upon farm (and dairy) excluding house-work.	Estimated value of all farm productions (sold, consumed, or on hand) for 1879.	Mown.	Not Mown.	Hay.	Clover Seed.	Grass Seed.	Horses of all ages on hand June 1, 1880.	Mules and Asses, all ages, on hand June 1, 1880.
				No.	No.	No.	No.	Dollars.	Dollars.	Dollars.	Dollars.	Dollars.	Dollars.	No.	Dollars.	Acres.	Acres.	Tons.	Bushels.	Bushels.	No.	No.
1	2	3	4	5	6	7	8	9	10	11	12	13	14	15	16	17	18	19	20	21	22	23
1 McCuistion John	/			40	120			2000	200	800			225	52	320	80		40			2	4
2 Rhoads S K			/	30	50			800	25	295					335	35	15	25			1	
3 Early J B	/			35	45	10		1000	150	420					540	30		30			3	
4 Todd Thos L	/			45	35			1250	100	600	125				368	14		20			1	
5 Evans J H	/			35	45			1100	100	395					300	10		10			2	
6 Evans Z D	/			50	50			1200	125	385	30				330	20	15	25			4	2
7 Rhoads D B	/			40	40	15		1400	140	660	25				440	20		20			5	2
8 Tyrault Jesse A	/			40	35			1000	75	490	25				310	12		5			6	
9 Shirley J B	/			80	80			1800	250	1085	100				1265	12		16			7	
10 Meyers D H	/			30	10			2900		430	10				340						6	

NEAT CATTLE AND THEIR PRODUCTS.											SHEEP.										SWINE.	POULTRY ON HAND JUNE 1ST, 1880, EXCLUSIVE OF SPRING HATCHING.		EGGS PRODUCED IN 1879.
ON HAND JUNE 1, 1880.			MOVEMENT, 1879. Cattle of all ages					Milk sold, or sent to butter and cheese factories in 1879.	Butter made on the farm in 1879.	Cheese made on the farm in 1879.	On hand June 1, 1880.	MOVEMENT, 1879.							CLIP, SPRING 1880, SHORN AND TO BE SHORN.		On hand June 1, 1880.			
Working oxen.	Milch cows.	Other.	Calves dropped.	Purchased.	Sold living.	Slaughtered.	Died, strayed, and stolen, and not recovered.					Lambs dropped.	Sheep and lambs Purchased.	Sold living.	Slaughtered.	Killed by dogs.	Died of disease.	Died of stress of weather.	Fleeces.	Weight.		Barn-yard.	Other.	
No.	No.	No.	No.	No.	No.	No.	No.	Gallons.	Lbs.	Lbs.	No.	No.	No.	No.	No.	No.	No.	No.	No.	Lbs.	No.	No.	No.	Doz.
24	25	26	27	28	29	30	31	32	33	34	35	36	37	38	39	40	41	42	43	44	45	46	47	48
1	2	8	2						80												110	24		50
2	1								50												17	20		30
3	3		3						120		10	3							7	30	15	24		30
4	6	4	1						200		29	10							19	123	40	24		50
5	3		3						160		13	5							10	60	40	24		30
6	3	2	3						130		3	1							4	24	14	24		30
7	4	4	2						150		40	20							20	120	30	20		30
8	6	1	6			4			230												14	36		75
9	4	22	4			6	2		200		22	10			2		2		2	12	120	68	48	100
10	3	1	3						150												4	20		50

CEREALS.												PULSE.		FIBER.						SUGAR.						BROOM CORN. 1879.	
BARLEY. 1879.		BUCKWHEAT. 1879.		INDIAN CORN. 1879.		OATS. 1879.		RYE. 1879.		WHEAT. 1879.		Canada Peas, (Dry.) in 1879.	Beans, (Dry.) in 1879.	FLAX—1879.			HEMP.			SORGHUM—1879.			MAPLE—1879.				
Area.	Crop.	Area.	Crop.	Area.	Crop.	Area.	Crop.	Area.	Crop.	Area.	Crop.			Area in Crop.	Seed.	Straw.	Fiber.			Area in Crop.	Sugar.	Molasses.	Sugar.	Molasses.			
Acres.	Bush.	Acres.	Bush.	Acres.	Bush.	Acres.	Bush.	Acres.	Bush.	Acres.	Bush.	Bush.	Bush.	Acres.	Bush.	Tons.	Lbs.	Acs.	Tns.	Acres.	Lbs.	Galls.	Lbs.	Galls.	Acs.	Lbs.
49	50	51	52	53	54	55	56	57	58	59	60	61	62	63	64	65	66	67	68	69	70	71	72	73	74	75
1				40	1200																					
2				30	1000																					
3						10	400			30	400											30				
4				20	800	5	200			7	100											25				
5				15	750	10	200			5	100											20				
6				35	1400	10	300													1/2		40				
7				30	1200					10	300											15				
8				35	1400	4	60																			
9				40	3000	20	1000			20	400											35				
10				12	700					20	200											20				

HOPS. 1879.		POTATOES, (Irish.) 1879.		POTATOES, (Sweet.) 1879.		TOBACCO. 1879.		ORCHARDS—1879. APPLE.			ORCHARDS—1879. PEACH.				NURSERIES.		VINEYARDS.			MARKET GARDENS.	BEES—1879.		FOREST PRODUCTS.	
Area.	Crop.	Area.	Crop.	Area.	Crop.	Area.	Crop.	Acres.	Bearing trees.	Bushels, 1879.	Acres.	Bearing trees.	Bushels. 1879.	Total value of orchard products of all kinds sold or consumed.	Acres.	Value of produce sold in 1879.	Acres.	Grapes sold in 1879.	Wine made in 1879.	Value of produce sold in 1879.	Honey.	Wax.	Amount of wood cut in 1879.	Value of all forest products sold or consumed in 1879.
Acres.	Lbs.	Acres.	Bush.	Acres.	Bush.	Acres.	Lbs.	No.	No.	No.	No.	No.	No.	Dollars.	No.	Dollars.	No.	Lbs.	Galls.	Dollars.	Lbs.	Lbs.	Cords.	Dollars.
76	77	78	79	80	81	82	83	84	85	86	87	88	89	90	91	92	93	94	95	96	97	98	99	100
1																								
2																								
3																								
4								2	60	8				4										
5																								
6																								
7																								
8																								
9																								
10																								

[7–306.]

Received July 30, 1880. C.

Page No. 23
Supervisor's Dist: No. 7
Enumeration Dist: No. 128

NOTE A.—The light dotted perpendicular lines, which divide the spaces intended for numbers on this Schedule, are intended to separate the units, tens, &c., from each other, and the Enumerator should be careful that the figures are written within the small spaces so formed, thus: | 7 | 4 |, the units | 4 | 2 | 1 | in the right-hand small spaces. | 3 | 9 |

NOTE B.—Make an affirmative entry by a slanting line (thus /) in one of the three columns 2, 3, and 4, according as the fact is in the case of each farm—in column 2, if the occupier is the owner of the farm; in column 3, if he is the tenant at a fixed money rental; in column 4, if he conducts it for a share of the product.

NOTE C.—Enumerators will observe that there are 100 questions relating to each farm, which are arranged in four successive divisions of each schedule page.

SCHEDULE 2.—Productions of Agriculture in 128th Dist in the County of Ray, State of Missouri

enumerated by me on the 28th day of June, 1880. Frank Crain,

Enumerator.

OF THE PERSON WHO CONDUCTS THIS FARM.				ACRES OF LAND.				FARM VALUES.			FENCES.		LABOR.			GRASS LANDS						
	TENURE.			IMPROVED.		UNIMPROVED.										ACREAGE 1879.		PRODUCTS HARVESTED IN 1879.				
THE NAME.	Owner.	Rents for fixed money rental.	Rents for shares of products.	Tilled, including fallow and grass in rotation, (whether pasture or meadow.)	Permanent meadows, permanent pastures, orchards, vineyards.	Woodland and forest.	Other unimproved, including "old fields" not growing wood.	Of farm, including land, fences, and buildings.	Of farming implements and machinery.	Of Live Stock.	Cost of building and repairing in 1879.	Cost of fertilizers purchased in 1879.	Amount paid for wages for farm labor during 1879, including value of board.	Weeks hired labor in 1879 upon farm (and dairy) excluding house-work.	Estimated value of all farm productions (sold, consumed, or on hand) for 1879.	Mown.	Not Mown.	Hay.	Clover Seed.	Grass Seed.	Horses of all ages on hand June 1, 1880.	Mules and Asses, all ages, on hand June 1, 1880.
				No.	No.	No.	No.	Dollars.	Dollars.	Dollars.	Dollars.	Dollars.	Dollars.	No.	Dollars.	Acres.	Acres.	Tons.	Bushels.	Bushels.	No.	No.
1	2	3	4	5	6	7	8	9	10	11	12	13	14	15	16	17	18	19	20	21	22	23
1 Haukins David	/			30	10			600	25	393	10				300						4	
2 Lancaster J W		/		140	160			4000	250	803					1125	15	26	9			7	1
3 Gibson R J			/	80				1000	50	373					640						4	
4 Rader D			/	80	10			1900	75	901					500						4	
5 Shields Lymen			/	40				500	30	200					280						4	
6 Shields Samuel	/			130	26	40		2200	100	493	40				823	6		6			4	
7 Herring A P	/			80	10	20		800	100	406	20				460	9		3			4	2
8 Carrell Jackson	/			40	40			800	30	230	10				320	5		5			5	
9 Brock Wm	/			80				800	60	283	15				435						5	
10 Tiffer Jacob	/			80				900	75	233	25				333						5	

NEAT CATTLE AND THEIR PRODUCTS.

ON HAND JUNE 1, 1880.			MOVEMENT, 1879.							
				Cattle of all ages						
Working oxen.	Milch cows.	Other.	Calves dropped.	Purchased.	Sold living.	Slaughtered.	Died, strayed, and stolen, and not recovered.	Milk sold, or sent to butter and cheese factories in 1879.	Butter made on the farm in 1879.	Cheese made on the farm in 1879.
No.	No.	No.	No.	No.	No.	No.	No.	Gallons.	Lbs.	Lbs.
24	25	26	27	28	29	30	31	32	33	34
1 2	6								100	
2 10	12	10			1	1	1		200	
3 3		2							150	
4 2									100	
5 1		1							50	
6 6	7	3							240	
7 1	2	1							50	
8 3		2							150	
9 3		2							100	
10 1									40	

SHEEP.

On hand June 1, 1880.	MOVEMENT, 1879.							CLIP, SPRING 1880, SHORN AND TO BE SHORN.		SWINE.	POULTRY ON HAND JUNE 1ST, 1880, EXCLUSIVE OF SPRING HATCHING.		EGGS PRODUCED IN 1879.
	Lambs dropped.	Sheep and lambs											
		Purchased.	Sold living.	Slaughtered.	Killed by dogs.	Died of disease.	Died of stress of weather.	Fleeces.	Weight.	On hand June 1, 1880.	Barn-yard.	Other.	
No.	No.	No.	No.	No.	No.	No.	No.	No.	Lbs.	No.	No.	No.	Doz.
35	36	37	38	39	40	41	42	43	44	45	46	47	48
										15	20		50
										24	50		100
										10	24		50
										6	34		30
6	2							4	20	3	24		30
										36	20		50
										20	36		75
										1	24		50
										10	24		50
										20	36		75

CEREALS.

BARLEY. 1879.		BUCKWHEAT. 1879.		INDIAN CORN. 1879.		OATS. 1879.		RYE. 1879.		WHEAT. 1879.		PULSE.		FIBER.						SUGAR.					
														FLAX—1879.				HEMP.		SORGHUM—1879.			MAPLE—1879.		BROOM CORN. 1879.
Area.	Crop.	Area.	Crop.	Area.	Crop.	Area.	Crop.	Area.	Crop.	Area.	Crop.	Canada Peas. (Dry.) in 1879.	Beans. (Dry.) in 1879.	Area in Crop.	Seed.	Straw.	Fiber.			Area in Crop.	Sugar.	Molasses.	Sugar.	Molasses.	
Acres.	Bush.	Acres.	Bush.	Acres.	Bush.	Acres.	Bush.	Acres.	Bush.	Acres.	Bush.	Bush.	Bush.	Acres.	Bush.	Tons.	Lbs.	Acs.	Tns.	Acres.	Lbs.	Galls.	Lbs.	Galls.	Acs.	Lbs.
49	50	51	52	53	54	55	56	57	58	59	60	61	62	63	64	65	66	67	68	69	70	71	72	73	74	75
				20	1000	5	100			5	75															
				100	4000	20	700			16	200											30				
				80	3300																					
				60	2200					10	75															
				26	1000	3	90			3	60															
				10	300	20	400			10	100									5	1/2	40				
				33	1750					10	90										1	50				
				35	1850																	30				
				40	1400	10	100			26	270											63				
				70	2480	3	100			4	40															

HOPS. 1879.		POTATOES, (Irish.) 1879.		POTATOES, (Sweet.) 1879.		TOBACCO. 1879.		ORCHARDS—1879.					NURSERIES.		VINEYARDS.			MARKET GARDENS.	BEES—1879.		FOREST PRODUCTS.	
								APPLE.			PEACH.											
Area.	Crop.	Area.	Crop.	Area.	Crop.	Area.	Crop.	Acres.	Bearing trees.	Bushels. 1879.	Acres.	Bearing trees.	Bushels. 1879.	Total value of orchard products of all kinds sold or consumed.	Acres.	Value of produce sold in 1879.	Acres.	Grapes sold in 1879.	Wine made in 1879.	Value of produce sold in 1879.	Honey.	Wax.	Amount of wood cut in 1879.	Value of all forest products sold or consumed in 1879.
Acres.	Lbs.	Acres.	Bush.	Acres.	Bush.	Acres.	Lbs.	No.	No.	No.	No.	No.	No.	Dollars.	No.	Dollars.	No.	Lbs.	Galls.	Dollars.	Lbs.	Lbs.	Cords.	Dollars.
76	77	78	79	80	81	82	83	84	85	86	87	88	89	90	91	92	93	94	95	96	97	98	99	100
			15																					10
			70																					15
			10																					10
			10																					10
			10																					10
		2	15					1	55	28				14										10
			10					2	100	40				20										20
			10																					10
			4																					10
																								10

D.

[7—306.]

Page No. 24
Supervisor's Dist: No. 7
Enumeration Dist: No. 128

NOTE A.—The light dotted perpendicular lines, which divide the spaces intended for numbers on this Schedule, are intended to separate the units, tens, &c., from each other, and the Enumerator should be careful that the figures are written within the small spaces so formed, thus: 7 | 4, the units in the right-hand small spaces. (4 2 1 / 3 0)

NOTE B.—Make an affirmative entry by a slanting line (thus /) in one of the three columns 2, 3, and 4, according as the fact is in the case of each farm—in column 2, if the occupier is the owner of the farm; in column 3, if he is the tenant at a fixed money rental; in column 4, if he conducts it for a share of the product.

NOTE C.—Enumerators will observe that there are 100 questions relating to each farm, which are arranged in four successive divisions of each schedule page.

SCHEDULE 2.—Productions of Agriculture in 128 Dist in the County of Ray, State of Missouri

enumerated by me on the 29th day of June, 1880. Frank Cramer, *Enumerator.*

OF THE PERSON WHO CONDUCTS THIS FARM.				ACRES OF LAND.				FARM VALUES			FENCES.		LABOR.			GRASS LANDS.						
	TENURE.			IMPROVED.		UNIMPROVED.										ACREAGE 1879.		PRODUCTS HARVESTED IN 1879.				
THE NAME.	Owner.	Rents for fixed money rental.	Rents for shares of products.	Tilled, including fallow and grass in rotation, (whether pasture or meadow.)	Permanent meadows, permanent pastures, orchards, vineyards.	Woodland and forest.	Other unimproved, including "old fields" not growing wood.	Of farm, including land, fences, and buildings.	Of farming implements and machinery.	Of Live Stock.	Cost of building and repairing in 1879.	Cost of fertilizers purchased in 1879.	Amount paid for wages for farm labor during 1879, including value of board.	Weeks hired labor in 1879 upon farm (and dairy) excluding house-work.	Estimated value of all farm productions (sold, consumed, or on hand) for 1879.	Mown.	Not Mown.	Hay.	Clover Seed.	Grass Seed.	Horses of all ages on hand June 1, 1880.	Mules and Asses, all ages, on hand June 1, 1880.
				No.	No.	No.	No.	Dollars.	Dollars.	Dollars.	Dollars.	Dollars.	Dollars.	No.	Dollars.	Acres.	Acres.	Tons.	Bushels.	Bushels.	No.	No.
1	2	3	4	5	6	7	8	9	10	11	12	13	14	15	16	17	18	19	20	21	22	23
1 Hollard Thos	/			285	830	225		13700	300	6600	250	[illegible]	450	52	2105	255	43	230	10	7	2	18
2 Bowen C Z	/			90	26	27		1400	275	660	25		50	12	730	10		10			6	
3 Barham Wm			Y	40				400	50	350					360						1	2
4 Bacon Henry		/		25		12		300	25	333					160						4	
5 Webb Wm J	/			40	40			800	50	305	10				320						2	
6 Noel L R	/			30				400	25	415					240						4	2
7 Priest Charles	/			35		5		400	40	300					250						2	
8 Burnett Wm	/			60	100			1600	120	1205	25				370	25		25			3	4
9 Johns J H		/		200	10	210		8000	150	410					1324						3	2
10 Ellis Henry	/			35	45	40		1000	100	450					245						4	

NEAT CATTLE AND THEIR PRODUCTS.											SHEEP.										SWINE.	POULTRY ON HAND JUNE 1st, 1880, EXCLUSIVE OF SPRING HATCHING.		EGGS PRODUCED IN 1879.
ON HAND JUNE 1, 1880.			MOVEMENT, 1879.										MOVEMENT, 1879.							CLIP, SPRING 1880, SHORN AND TO BE SHORN.					
			Cattle of all ages										Sheep and lambs											
Working oxen.	Milch cows.	Other.	Calves dropped	Purchased.	Sold living.	Slaughtered.	Died, strayed, lost, or killed and not recovered.	Milk sold, or sent to butter and cheese factories in 1879.	Butter made on the farm in 1879.	Cheese made on the farm in 1879.	On hand June 1, 1880.	Lambs dropped.	Purchased.	Sold living.	Slaughtered.	Killed by dogs.	Died of disease.	Died of stress of weather.	Fleeces.	Weight.	On hand June 1, 1880.	Barn-yard.	Other.	
No.	No.	No.	No.	No.	No.	No.	No.	Gallons.	Lbs.	Lbs.	No.	No.	No.	No.	No.	No.	No.	No.	No.	Lbs.	No.	No.	No.	Doz.
24	25	26	27	28	29	30	31	32	33	34	35	36	37	38	39	40	41	42	43	44	45	46	47	48
	16	146	13	135	128	1	1		450	11	146	22		71			5	5	124	600	175	60	20	125
	1	1	1		2				60		58	25							93	200	100	60		150
	2	1	2						75												4	20		50
	1	2							50												85	36		75
	3		2						120												40	24		30
	4		4						160												15	48		100
	1		1						40												10	24		30
	6	32	4	13	5				300		98						2		21	126	50	70		150
	2		3						75												20	36		75
	2	14	2	12	2				100												33	38		75

CEREALS.												PULSE.		FIBER.						SUGAR.					BROOM CORN. 1879.	
BARLEY. 1879.		BUCKWHEAT. 1879.		INDIAN CORN. 1879.		OATS. 1879.		RYE. 1879.		WHEAT. 1879.		Canada Peas. (Dry.) in 1879.	Beans. (Dry.) in 1879.	FLAX—1879.				HEMP.		SORGHUM—1879.			MAPLE—1879.			
Area.	Crop.	Area.	Crop.	Area.	Crop.	Area.	Crop.	Area.	Crop.	Area.	Crop.			Area in Crop.	Seed.	Straw.	Fiber.			Area in Crop.	Sugar.	Molasses.	Sugar.	Molasses.		
Acres.	Bush.	Acres.	Bush.	Acres.	Bush.	Acres.	Bush.	Acres.	Bush.	Acres.	Bush.	Bush.	Bush.	Acres.	Bush.	Tons.	Lbs.	Acs.	Tns.	Acres.	Lbs.	Galls.	Lbs.	Galls.	Acs.	Lbs.
49	50	51	52	53	54	55	56	57	58	59	60	61	62	63	64	65	66	67	68	69	70	71	72	73	74	75
				160	4000	99	2000			25	150											X 120				
				60	2000	20	700			8	60															
				40	1800																					
				30	800																					
				40	1600																					
				30	1200															6		45				
				30	1200	4	60															20				
				33	1800																	-				
				155	6475					10	100											X 110				
				35	1225																					

HOPS. 1879.		POTATOES, (Irish.) 1879.		POTATOES, (Sweet.) 1879.		TOBACCO. 1879.		ORCHARDS—1879.					NURSERIES.		VINEYARDS.			MARKET GARDENS.	BEES—1879.		FOREST PRODUCTS.	
								APPLE.			PEACH.											
Area.	Crop.	Area.	Crop.	Area.	Crop.	Area.	Crop.	Acres.	Bearing trees.	Bushels. 1879.	Acres.	Bearing trees.	Bushels. 1879.	Total value of orchard products of all kinds sold or consumed.	Acres.	Value of produce sold in 1879.	Acres.	Grapes sold in 1879.	Wine made in 1879.	Value of produce sold in 1879.	Honey.	Wax.	Amount of wood cut in 1879.	Value of all forest products sold or consumed in 1879.
Acres.	Lbs.	Acres.	Bush.	Acres.	Bush.	Acres.	Lbs.	No.	No.	No.	No.	No.	No.	Dollars.	No.	Dollars.	No.	Lbs.	Galls.	Dollars.	Lbs.	Lbs.	Cords.	Dollars.
76	77	78	79	80	81	82	83	84	85	86	87	88	89	90	91	92	93	94	95	96	97	98	99	100
		~~40~~	10					5	200	100				50										100
		~~15~~	15																					10
		~~20~~	10																					10
		~~10~~	10					1	30	50				25										20
		~~20~~ 2	10																					10
		~~15~~	15																					10
		~~15~~	15																					10
		~~30~~	30					1	15	10				5										10
		~~20~~	20					4	30	150				20										30
		~~15~~	15																					

D

[7–306.]

Received July 30, 1880. **A.**

Page No. 25
Supervisor's Dist: No. 7
Enumeration Dist: No. 128

NOTE A.—The light dotted perpendicular lines, which divide the spaces intended for numbers on this Schedule, are intended to separate the units, tens, &c., from each other, and the Enumerator should be careful that the figures are written within the small spaces so formed, thus: | | 7 | 4 |, the units | | 4 | 2 | 1 | in the right-hand small spaces. | | 3 | 9 |

NOTE B.—Make an affirmative entry by a slanting line (thus /) in one of the three columns 2, 3, and 4, according as the fact is in the case of each farm—in column 2, if the occupier is the owner of the farm; in column 3, if he is the tenant at a fixed money rental; in column 4, if he conducts it for a share of the product.

NOTE C.—Enumerators will observe that there are 100 questions relating to each farm, which are arranged in four successive divisions of each schedule page.

SCHEDULE 2.—Productions of Agriculture in 128th Dist in the County of Ray, State of Missouri

enumerated by me on the 29th day of June, 1880. Frank Cramer, *Enumerator.*

OF THE PERSON WHO CONDUCTS THIS FARM.				ACRES OF LAND.				FARM VALUES.			FENCES.		LABOR.			GRASS LANDS.						
	TENURE.			IMPROVED.		UNIMPROVED.										ACREAGE 1879.		PRODUCTS HARVESTED IN 1879.				
THE NAME.	Owner.	Rents for fixed money rental.	Rents for shares of products.	Tilled, including fallow and grass in rotation, (whether pasture or meadow.)	Permanent meadows, permanent pastures, orchards, vineyards.	Woodland and forest.	Other unimproved, including "old fields" not growing wood.	Of farm, including land, fences, and buildings.	Of farming implements and machinery.	Of Live Stock.	Cost of building and repairing in 1879.	Cost of fertilizers purchased in 1879.	Amount paid for wages for farm labor during 1879, including value of board.	Weeks hired labor in 1879 upon farm (and dairy) excluding house-work.	Estimated value of all farm productions (gold, consumed, or on hand) for 1879.	Mown.	Not Mown.	Hay.	Clover Seed.	Grass Seed.	Horses of all ages on hand June 1, 1880.	Mules and Asses, all ages, on hand June 1, 1880.
				No.	No.	No.	No.	Dollars.	Dollars.	Dollars.	Dollars.	Dollars.	Dollars.	No.	Dollars.	Acres.	Acres.	Tons.	Bushels.	Bushels.	No.	No.
1	2	3	4	5	6	7	8	9	10	11	12	13	14	15	16	17	18	19	20	21	22	23
1 Duriall L	/			50	200			3000	200	3715	25		150	26	560	70		50			11	7
2 Coffman Seymore		/		80				800	25	353					535						2	2
3 Hansur D	/			800	630	540		7940	200	1080	200		300	52	1870	50		50			5	6
4 Liney Joseph	/			40	160			1800	60	1560	40				960	40		40			2	2
5 Bell Samuel		/		23				900	15	200	10				200						2	1
6 Wood R A	/			180	70	200	35	3000	100	1015	25				1010	55	5	30			8	2
7 Wilson Pleasant		/		60	20	20		1000	50	300					300						2	2
8 Quarles W M	/			30	20			500	100	600					275	15		15			6	
9 Fields Thos	/			120	100			1600	100	1000					775	20		15			3	4
10 Sandy Samuel	/			60	60			1400	75	400	25				400	15		10	5		2	2

NEAT CATTLE AND THEIR PRODUCTS.

ON HAND JUNE 1, 1880.			MOVEMENT, 1879.							
				Cattle of all ages						
Working oxen.	Milch cows.	Other.	Calves dropped.	Purchased.	Sold living.	Slaughtered.	Died, strayed, and stolen and not recovered.	Milk sold, or sent to butter and cheese factories in 1879.	Butter made on the farm in 1879.	Cheese made on the farm in 1879.
No.	No.	No.	No.	No.	No.	No.	No.	Gallons.	Lbs.	Lbs.
24	25	26	27	28	29	30	31	32	33	34
	3	54	2	50	30		1		150	
	2		1	3					40	
	13	16	10						400	
	4	40	4		16				160	
	1		1	1	9				50	
	5	25	3		12	1	1		200	
	1	1							40	
	1	4	1						50	
	2	45	2	6	15					
	3	10	3						160	

SHEEP.

ON HAND JUNE 1, 1880.	MOVEMENT, 1879.							CLIP, SPRING 1880, SHORN AND TO BE SHORN.		SWINE.	POULTRY ON HAND JUNE 1ST, 1880, EXCLUSIVE OF SPRING HATCHING.		EGGS PRODUCED IN 1879.
		Sheep and lambs											
On hand June 1, 1880.	Lambs dropped.	Purchased.	Sold living.	Slaughtered.	Killed by dogs.	Died of disease.	Died of stress of weather.	Fleeces.	Weight.	On hand June 1, 1880.	Barn-yard.	Other.	
No.	No.	No.	No.	No.	No.	No.	No.	No.	Lbs.	No.	No.	No.	Doz.
35	36	37	38	39	40	41	42	43	44	45	46	47	48
										95	24		50
										20	8		40
										60	12		40
										40	24		50
										15	60		125
										65	48	4	125
										22	12		25
										14	20		50
										100	36		75
										8	12		25

CEREALS.

BARLEY. 1879.		BUCKWHEAT. 1879.		INDIAN CORN. 1879.		OATS. 1879.		RYE. 1879.		WHEAT 1879.		PULSE.		FIBER.						SUGAR.					BROOM CORN. 1879.	
														FLAX—1879.				HEMP.		SORGHUM—1879.			MAPLE—1879.			
Area.	Crop.	Area.	Crop.	Area.	Crop.	Area.	Crop.	Area.	Crop.	Area.	Crop.	Canada Peas, (Dry.) in 1879.	Beans, (Dry.) in 1879.	Area in Crop.	Seed.	Straw.	Fiber.			Area in Crop.	Sugar.	Molasses.	Sugar.	Molasses.		
Acres.	Bush.	Acres.	Bush.	Acres.	Bush.	Acres.	Bush.	Acres.	Bush.	Acres.	Bush.	Bush.	Bush.	Acres.	Bush.	Tons.	Lbs.	Acs.	Tns.	Acres.	Lbs.	Galls.	Lbs.	Galls.	Acs.	Lbs.
49	50	51	52	53	54	55	56	57	58	59	60	61	62	63	64	65	66	67	68	69	70	71	72	73	74	75
				40	1800																	125				
				70	2800																	—				
				200	9000					25	200											40				
				20	500	2	40			5	50											40				
				20	900					2	20											50				
				110	3300	33	1650															25				
				50	1800					3	30											—				
				25	1100																	—				
				80	2400					30	300											—				
				45	1800	4	80			5	50											20				

HOPS. 1879.		POTATOES, (Irish.) 1879.		POTATOES, (Sweet.) 1879.		TOBACCO. 1879.		ORCHARDS—1879.						NURSERIES.		VINEYARDS.			MARKET GARDENS.	BEES—1879.		FOREST PRODUCTS.	
								APPLE.			PEACH.												
Area.	Crop.	Area.	Crop.	Area.	Crop.	Area.	Crop.	Acres.	Bearing trees.	Bushels. 1879.	Acres.	Bearing trees.	Bushels. 1879.	Total value of orchard products of all kinds sold or consumed.	Acres.	Value of produce sold in 1879.	Acres.	Grapes sold in 1879.	Wine made in 1879.	Value of produce sold in 1879.	Honey.	Wax.	Amount of wood cut in 1879.	Value of all forest products sold or consumed in 1879.
Acres.	Lbs.	Acres.	Bush.	Acres.	Bush.	Acres.	Lbs.	No.	No.	No.	No.	No.	No.	Dollars.	No.	Dollars.	No.	Lbs.	Galls.	Dollars.	Lbs.	Lbs.	Cords.	Dollars.
76	77	78	79	80	81	82	83	84	85	86	87	88	89	90	91	92	93	94	95	96	97	98	99	100
		1	50					3	150	900			300											10
			10					1	20	50			15											10
			25					8	100	50			25											10
			15					—	—	—														10
			10																					10
		1	20					3	50	100			50											10
			10																					10
			10																					10
			15																					10
			10																					10

B.

[7–306.]

Page No. 2
Supervisor's Dist: No. 7
Enumeration Dist: No. 129

NOTE A.—The light dotted perpendicular lines, which divide the spaces intended for numbers on this Schedule, are intended to separate the units, tens, &c., from each other, and the Enumerator should be careful that the figures are written within the small spaces so formed, thus: | | 7 | 4 |, the units | 4 | 2 | 1 | in the right-hand small spaces. | | 3 | 9 |

NOTE B.—Make an affirmative entry by a slanting line (thus /) in one of the three columns 2, 3, and 4, according as the fact is in the case of each farm—in column 2, if the occupier is the owner of the farm; in column 3, if he is the tenant at a fixed money rental; in column 4, if he conducts it for a share of the product.

NOTE C.—Enumerators will observe that there are 100 questions relating to each farm, which are arranged in four successive divisions of each schedule page.

SCHEDULE 2.—Productions of Agriculture in 129 in the County of Ray, State of Mo

enumerated by me on the 1st day of June, 1880. John H Dunn, *Enumerator.*

OF THE PERSON WHO CONDUCTS THIS FARM.				ACRES OF LAND.				FARM VALUES.			FENCES.		LABOR.			GRASS LANDS.						
	TENURE.			IMPROVED.		UNIMPROVED.										ACREAGE 1879.		PRODUCTS HARVESTED IN 1879.				
THE NAME.	Owners.	Rents for fixed money rental.	Rents for shares of products.	Tilled, including fallow and grass in rotation, (whether pasture or meadow.)	Permanent meadows, permanent pastures, orchards, vineyards.	Woodland and forest.	Other unimproved, including "old fields" not growing wood.	Of farm, including land, fences, and buildings.	Of farming implements and machinery.	Of Live Stock.	Cost of building and repairing in 1879.	Cost of fertilizers purchased in 1879.	Amount paid for farm labor during 1879, including value of board.	Weeks hired labor in 1879 upon farm (and dairy) excluding house-work.	Estimated value of all farm productions (sold, consumed, or on hand) for 1879.	Mown.	Not Mown.	Hay.	Clover Seed.	Grass Seed.	Horses of all ages on hand June 1, 1880.	Mules and Asses, all ages, on hand June 1, 1880.
				No.	No.	No.	No.	Dollars.	Dollars.	Dollars.	Dollars.	Dollars.	Dollars.	No.	Dollars.	Acres.	Acres.	Tons.	Bushels.	Bushels.	No.	No.
1	2	3	4	5	6	7	8	9	10	11	12	13	14	15	16	17	18	19	20	21	22	23
1 Craven Joel	/			220		40		300	10	450					400						4	
2 Reavis John, Sr	/			488	5	40		600	10	125	50		30	8	100	5		3			2	
3 Petre Edmund R	/			12		8		200	20	250					90						3	
4 McClothrie Geo W	/			7		13		100	10	100					50						1	
5 Meyers W. J.	/			20		60		800	40	400	25				200						1	2
6 Pike Richard			/	10				—		50					80						1	
7 Conklin W. M & Co	/			8				80		150					60						2	
8 Conklin Jesse	/			40	6	10		1000		200					136	6		3			2	
9 Bell Elijah	/			6		9		150		40					37							1
10 Swope Andrew			/	—				—	5	50					95							1

NEAT CATTLE AND THEIR PRODUCTS.												SHEEP.												SWINE.	POULTRY ON HAND JUNE 1ST, 1880, EXCLUSIVE OF SPRING HATCHING.		EGGS PRODUCED IN 1879.
ON HAND JUNE 1, 1880.			MOVEMENT, 1879.									ON HAND JUNE 1, 1880.	MOVEMENT, 1879.							CLIP, SPRING 1880, SHORN AND TO BE SHORN.		ON HAND JUNE 1, 1880.				
			Cattle of all ages					Milk sold, or sent to butter and cheese factories in 1879.	Butter made on the farm in 1879.	Cheese made on the farm in 1879.			Sheep and lambs													
Working oxen.	Milch cows.	Other.	Calves dropped.	Purchased.	Sold living.	Slaughtered.	Died, strayed, and stolen, and not recovered.					Lambs dropped.	Purchased.	Sold living.	Slaughtered.	Killed by dogs.	Died of disease.	Died of stress of weather.	Fleeces.	Weight.		Barn-yard.	Other.	
No.	No.	No.	No.	No.	No.	No.	No.	Gallons.	Lbs.	Lbs.	No.	No.	No.	No.	No.	No.	No.	No.	No.	Lbs.	No.	No.	No.	Doz.
24	25	26	27	28	29	30	31	32	33	34	35	36	37	38	39	40	41	42	43	44	45	46	47	48	
	1	4	1		1						13	4							13	40		10	6	50	1
	1																					24	5	12	2
	1		1		2																	110		40	3
	1																				2	50		10	4
	1	2									11								11	50	25	50		40	5
																									6
	1	1	1								7	3							1	30	5	100		20	7
	1		1								25	15							25	75	1	100		29	8
																									9
	1																					32		10	10

CEREALS.												PULSE.		FIBER.						SUGAR.						DROOM CORN. 1879.	
BARLEY. 1879.		BUCKWHEAT. 1879.		INDIAN CORN. 1879.		OATS. 1879.		RYE. 1879.		WHEAT. 1879.				FLAX—1879.			HEMP.			SORGHUM—1879.			MAPLE—1879.				
Area.	Crop.	Area.	Crop.	Area.	Crop.	Area.	Crop.	Area.	Crop.	Area.	Crop.	Canada Peas, (Dry.) in 1879.	Beans, (Dry.) in 1879.	Area in Crop.	Seed.	Straw.	Fiber.			Area in Crop.	Sugar.	Molasses.	Sugar.	Molasses.			
Acres.	Bush.	Acres.	Bush.	Acres.	Bush.	Acres.	Bush.	Acres.	Bush.	Acres.	Bush.	Bush.	Bush.	Acres.	Bush.	Tons.	Lbs.	Acs.	Tns.	Acres.	Lbs.	Galls.	Lbs.	Galls.	Acs.	Lbs.
49	50	51	52	53	54	55	56	57	58	59	60	61	62	63	64	65	66	67	68	69	70	71	72	73	74	75	
				23	550			8	240	4	27									4	184	134					1
				18	600					7	45																2
				22	680	5	100													1	44	50					3
				7	49																						4
				75	2000					16	70									4		40					5
				10	300																						6
				7	250																						7
				10	250															1/2		50					8
				6	150																						9
				12	250															1/4		60					10

HOPS. 1879.		POTATOES, (Irish.) 1879.		POTATOES, (Sweet.) 1879.		TOBACCO. 1879.		ORCHARDS—1879.						NURSERIES.		VINEYARDS.			MARKET GARDENS.	BEES—1879.		FOREST PRODUCTS.	
								APPLE.			PEACH.												
Area.	Crop.	Area.	Crop.	Area.	Crop.	Area.	Crop.	Acres.	Bearing trees.	Bushels. 1879.	Acres.	Bearing trees.	Bushels. 1879.	Total value of orchard products of all kinds sold or consumed.	Acres.	Value of produce sold in 1879.	Acres.	Grapes sold in 1879.	Wine made in 1879.	Value of produce sold in 1879.	Honey.	Wax.	Amount of wood cut in 1879.	Value of all forest products sold or consumed in 1879.
Acres.	Lbs.	Acres.	Bush.	Acres.	Bush.	Acres.	Lbs.	No.	No.	No.	No.	No.	No.	Dollars.	No.	Dollars.	No.	Lbs.	Galls.	Dollars.	Lbs.	Lbs.	Cords.	Dollars.
76	77	78	79	80	81	82	83	84	85	86	87	88	89	90	91	92	93	94	95	96	97	98	99	100
		1/8	12																					
		1/2	25																					
		1/2	15																					
		1/2	50																					
		1/5	10																					
		1/5	10																					
		1/5	9																					

[7–306.]

Returned July 30, 1880. C.

Page No. 3
Supervisor's Dist: No. 7
Enumeration Dist: No. 129

NOTE A.—The light dotted perpendicular lines, which divide the spaces intended for numbers on this Schedule, are intended to separate the units, tens, &c., from each other, and the Enumerator should be careful that the figures are written within the small spaces so formed, thus: 7 4, the units in the right-hand small spaces. 4 2 1 3 9

NOTE B.—Make an affirmative entry by a slanting line (thus /) in one of the three columns 2, 3, and 4, according as the fact is in the case of each farm—in column 2, if the occupier is the owner of the farm; in column 3, if he is the tenant at a fixed money rental; in column 4, if he conducts it for a share of the product.

NOTE C.—Enumerators will observe that there are 100 questions relating to each farm, which are arranged in four successive divisions of each schedule page.

SCHEDULE 2.—Productions of Agriculture in 129 in the County of Ray, State of Missouri

enumerated by me on the 2nd day of June, 1880. John H Dunn, *Enumerator.*

OF THE PERSON WHO CONDUCTS THIS FARM.

	THE NAME.	TENURE. Owner.	Rents for fixed money rental.	Rents for shares of products.	ACRES OF LAND. IMPROVED. Tilled, including fallow and grass in rotation, (whether pasture or meadow.)	Permanent meadows, permanent pastures, orchards, vineyards.	UNIMPROVED. Woodland and forest.	Other unimproved, including "old fields" not growing wood.	FARM VALUES. Of farm, including land, fences, and buildings.	Of farming implements and machinery.	Of Live Stock.	FENCES. Cost of building and repairing in 1879.	Cost of fertilizers purchased in 1879.	LABOR. Amount paid for wages for farm labor during 1879, including value of board.	Weeks hired labor in 1879 upon farm (and dairy) excluding house-work.	Estimated value of all farm productions (sold, consumed, or on hand) for 1879.	GRASS LANDS. ACREAGE 1879. Mown.	Not Mown.	PRODUCTS HARVESTED IN 1879. Hay.	Clover Seed.	Grass Seed.	Horses of all ages on hand June 1, 1880.	Mules and Asses, all ages, on hand June 1, 1880.
					No.	No.	No.	No.	Dollars.	Dollars.	Dollars.	Dollars.	Dollars.	Dollars.	No.	Dollars.	Acres.	Acres.	Tons.	Bushels.	Bushels.	No.	No.
		2	3	4	5	6	7	8	9	10	11	12	13	14	15	16	17	18	19	20	21	22	23
1	Hatfield J. H.	/			160	60	56		4000	150	1000	100		100	20	400	40	20	30			3	3
2	Hines B. P.			/	—	12			—		50					92							
3	Bales Wm			/	17				—		100					130						1	1
4	Late J. J.	/			100	40	83		2500	75	1185	150		600		800	5	25	7			7	3
5	Morre Jos G.		/		7				5		80					30							/
6	Jesse C.				—				—		—												
7	Barse Wm L.	/			90	20	80		3000	50	1000			50	12	722	20	15	25			7	7
8	Petree Wm	/			12		63		600	12	400	60				442						4	
9	Merzungo Wyatt	/			40		89		750	35	400	50		50	15	445						2	2
10	Pickard Emanuel	/			15	2	50		700	40	250					269	2		2			4	

NEAT CATTLE AND THEIR PRODUCTS.

	ON HAND JUNE 1, 1880. Working oxen.	Milch cows.	Other.	MOVEMENT, 1879. Calves dropped.	Cattle of all ages. Purchased.	Sold living.	Slaughtered.	Died, strayed, lost, stolen, and not recovered.	Milk sold, or sent to butter and cheese factories in 1879.	Butter made on the farm in 1879.	Cheese made on the farm in 1879.
	No.	No.	No.	No.	No.	No.	No.	No.	Gallons.	Lbs.	Lbs.
	24	25	26	27	28	29	30	31	32	33	34
1		7	5	7	35	42				150	
2		1	1								
3		7	3								
4		7	37	6	34	1				300	
5											
6											
7		6	7			6				300	
8		4		1		1				200	
9		3	5	3	4					200	
10		1	3	1	1					50	

SHEEP.

	On hand June 1, 1880.	MOVEMENT, 1879. Lambs dropped.	Sheep and lambs. Purchased.	Sold living.	Slaughtered.	Killed by dogs.	Died of disease.	Died of stress of weather.	CLIP, SPRING 1880, SHORN AND TO BE SHORN. Fleeces.	Weight.	SWINE. On hand June 1, 1880.	POULTRY ON HAND JUNE 1ST, 1880, EXCLUSIVE OF SPRING HATCHING. Barn-yard.	Other.	EGGS PRODUCED IN 1879.
	No.	No.	No.	No.	No.	No.	No.	No.	No.	Lbs.	No.	No.	No.	Doz.
	35	36	37	38	39	40	41	42	43	44	45	46	47	48
1											45	150		100
2											1	50		10
3												4		5
4											81	40		160
5											11	450		60
6														
7	50	36		12			1		50	200	14	150	36	160
8											89	200	11	180
9											40	130	2	200
10												200	16	250

CEREALS.

	BARLEY. 1879. Area. Acres.	Crop. Bush.	BUCKWHEAT. 1879. Area. Acres.	Crop. Bush.	INDIAN CORN. 1879. Area. Acres.	Crop. Bush.	OATS. 1879. Area. Acres.	Crop. Bush.	RYE. 1879. Area. Acres.	Crop. Bush.	WHEAT. 1879. Area. Acres.	Crop. Bush.
	49	50	51	52	53	54	55	56	57	58	59	60
1					40	1500						
2					12	350	2	20				
3					8	200					9	80
4					8	400					24	275
5					7	60						
6												
7					30	1000	12	100			8	100
8					35	1500					3	13
9					35	1500	5	100				
10					20	700	4	80			5	40

PULSE. Carrots, Beets, (Dry,) in 1879. Bush. 61. Parsnips, (Dry,) in 1879. Bush. 62.

FIBER. Flax—1879. Area in Crop. Acres. 63. Seed. Bush. 64. Straw. Tons. 65. Fiber. Lbs. 66. Hemp. Acs. 67. Tns. 68.

SUGAR. Sorghum—1879. Area in Crop. Acres. 69. Sugar. Lbs. 70. Molasses. Galls. 71. Maple—1879. Sugar. Lbs. 72. Molasses. Galls. 73.

BROOM CORN. 1879. Acs. 74. Lbs. 75.

	HOPS. 1879. Area. Acres. 76	Crop. Lbs. 77	POTATOES, (Irish.) 1879. Area. Acres. 78	Crop. Bush. 79	POTATOES, (Sweet.) 1879. Area. Acres. 80	Crop. Bush. 81	TOBACCO. 1879. Area. Acres. 82	Crop. Lbs. 83
1			15	20				
2								
3								
4			1/4	50				
5			9/4	15				
6								
7			1/4	10				
8			1/8	8				
9			1/4	1	1	5		
10			1/8	5				

ORCHARDS—1879. APPLE. Acres. Bearing trees. No. Bushels. 1879. PEACH. Acres. Bearing trees. No. Bushels. 1879. Total value of orchard products of all kinds sold or consumed. Dollars. 90.

	APPLE. Acres. 84	Bearing trees. No. 85	Bushels. 1879. No. 86	PEACH. Acres. 87	Bearing trees. No. 88	Bushels. 1879. No. 89	Total value 90
1	2	65	40	1	75		30
2							
3							
4							
5							
6							
7	1	25	15		12	1	5
8							
9							
10		20					

NURSERIES. Acres. 91. Value of produce sold in 1879. Dollars. 92.

VINEYARDS. Acres. 93. Grapes sold in 1879. Lbs. 94. Wine made in 1879. Galls. 95.

MARKET GARDENS. Value of produce sold in 1879. Dollars. 96.

BEES—1879. Honey. Lbs. 97. Wax. Lbs. 98.

FOREST PRODUCTS. Amount of wood cut in 1879. Cords. 99. Value of all forest products sold or consumed in 1879. Dollars. 100.

	Marketed Garden Value of produce sold in 1879. Dollars. 96	Bees—1879. Honey. Lbs. 97	Wax. Lbs. 98	Forest Products. Amount of wood cut in 1879. Cords. 99	Value of all forest products sold or consumed in 1879. Dollars. 100
1		4			
2					
3					
4		4			
5					
6					
7					
8					
9		19			
10					

D.

[7–306.]

Page No. 4
Supervisor's Dist: No. 7
Enumeration Dist: No. 129

NOTE A.—The light dotted perpendicular lines, which divide the spaces intended for numbers on this Schedule, are intended to separate the units, tens, &c., from each other, and the Enumerator should be careful that the figures are written within the small spaces so formed, thus: 7|4, the units in the right-hand small spaces. 4|2|1 3|9

NOTE B.—Make an affirmative entry by a slanting line (thus /) in one of the three columns 2, 3, and 4, according as the fact is in the case of each farm—in column 2, if the occupier is the owner of the farm; in column 3, if he is the tenant at a fixed money rental; in column 4, if he conducts it for a share of the product.

NOTE C.—Enumerators will observe that there are 100 questions relating to each farm, which are arranged in four successive divisions of each schedule page.

SCHEDULE 2.—Productions of Agriculture in 129 in the County of Ray, State of Missouri

enumerated by me on the 3rd day of June, 1880. John H Dunn, *Enumerator.*

OF THE PERSON WHO CONDUCTS THIS FARM.				ACRES OF LAND.				FARM VALUES.			FENCES.		LABOR.			GRASS LANDS.						
	TENURE.			IMPROVED.		UNIMPROVED.										ACREAGE 1879.		PRODUCTS HARVESTED IN 1879.				
THE NAME.	Owners.	Rents for fixed money rental.	Rents for shares of products.	Tilled, including fallow and grass in rotation. (whether pasture or meadow.)	Permanent meadows, permanent pastures, orchards, vineyards.	Woodland and forest.	Other unimproved, including "old fields" not growing wood.	Of farm, including land, fences, and buildings.	Of farming implements and machinery.	Of Live Stock.	Cost of building and repairing in 1879.	Cost of fertilizers purchased in 1879.	Amount paid for wages for farm labor during 1879, including value of board.	Weeks hired labor in 1879 upon farm (and dairy) excluding house-work.	Estimated value of all farm productions (sold, consumed, or on hand) for 1879.	Mown.	Not Mown.	Hay.	Clover Seed.	Grass Seed.	Horses of all ages on hand June 1, 1880.	Mules and Asses, all ages, on hand June 1, 1880.
				No.	No.	No.	No.	Dollars.	Dollars.	Dollars.	Dollars.	Dollars.	Dollars.	No.	Dollars.	Acres.	Acres.	Tons.	Bushels.	Bushels.	No.	No.
1	2	3	4	5	6	7	8	9	10	11	12	13	14	15	16	17	18	19	20	21	22	23
1 Etherton Wm	/			60	10	100		1500	40	700					655	10		6			11	
2 Petty J+M	/			8				250	10	150					67						3	
3 Sudith Jno	/			40	5	20		600	10	1000					238	5		3			4	
4 Fleet Jno	/			100	40	25		1400	150	1000			150	52	400							
5 Bender Adams	/			60	18	30		700	50	400					370	18		18			5	
6 Popejoy, W. M.	/			40	8			200	20	450					250						6	
7 Jackson Jacob	/			100	20			3000	100	800			30		1000	12		6			8	5
8 Grant Joe		/		40				—	10	500			50		300						2	1
9 Jones Sol	/			80		30		800	10	200					100						8	3
10				—																		

NEAT CATTLE AND THEIR PRODUCTS.											SHEEP.										SWINE.	POULTRY ON HAND JUNE 1ST, 1880, EXCLUSIVE OF SPRING HATCHING.		EGGS PRODUCED IN 1879.
ON HAND JUNE 1, 1880.			MOVEMENT, 1879.								ON hand June 1, 1880.	MOVEMENT, 1879.							CLIP, SPRING 1880, SHORN AND TO BE SHORN.		ON hand June 1, 1880.			
			Cattle of all ages									Lambs dropped.	Sheep and lambs						Fleeces.	Weight.		Barn yard.	Other.	
Working oxen.	Milch cows.	Other.	Calves dropped.	Purchased.	Sold living.	Slaughtered.	Died, strayed, lost, or not accounted for.	Milk sold, or sent to butter and cheese factories in 1879.	Butter made on the farm in 1879.	Cheese made on the farm in 1879.			Purchased.	Sold living.	Slaughtered.	Killed by dogs.	Died of disease.	Died of stress of weather.						
No.	No.	No.	No.	No.	No.	No.	No.	Gallons.	Lbs.	Lbs.	No.	No.	No.	No.	No.	No.	No.	No.	No.	Lbs.	No.	No.	No.	Doz.
24	25	26	27	28	29	30	31	32	33	34	35	36	37	38	39	40	41	42	43	44	45	46	47	48
1	2 18	1		4					60		32	7		13				50	100	30	200	10	150	1
2	1																			1				2
3	4 9	2							30		16	10						16	52		100	3	80	3
1	4 25	4									40	20		20				40	320	28	36		30	4
5	3 6	3																		30				5
6	1 3																			15	50		30	6
7	7 5	1							150		8	12		27				8	40	40	300		200	7
8	4 40								50											75	50		50	8
9	4 6	3							60											20	24		65	9
10																								10

CEREALS.												PULSE.		FIBER.						SUGAR.						BROOM CORN. 1879.	
BARLEY. 1879.		BUCKWHEAT. 1879.		INDIAN CORN. 1879.		OATS. 1879.		RYE. 1879.		WHEAT. 1879.		Canada Peas. (Dry.) in 1879.	Beans. (Dry.) in 1879.	FLAX—1879.			HEMP.			SORGHUM—1879.			MAPLE—1879.				
Area.	Crop.	Area.	Crop.	Area.	Crop.	Area.	Crop.	Area.	Crop.	Area.	Crop.			Area in Crop.	Seed.	Straw.	Fiber.			Area in Crop.	Sugar.	Molasses.	Sugar.	Molasses.			
Acres.	Bush.	Acres.	Bush.	Acres.	Bush.	Acres.	Bush.	Acres.	Bush.	Acres.	Bush.	Bush.	Bush.	Acres.	Bush.	Tons.	Lbs.	Acs.	Tns.	Acres.	Lbs.	Galls.	Lbs.	Galls.	Acs.	Lbs.
49	50	51	52	53	54	55	56	57	58	59	60	61	62	63	64	65	66	67	68	69	70	71	72	73	74	75
1				50	1500				4	8	160									1/2		27				
2				8	250																					
3				20	710																					
4				40	1200					4	40									1						
5				20	600					4	40															
6				45	500					5	13															
7				65	2000	16	220	1	12	8	70									1		100				
8				40	1500	30	700			18	69															
9				30	1300																					
10																										

HOPS. 1879.		POTATOES, (Irish.) 1879.		POTATOES, (Sweet.) 1879.		TOBACCO. 1879.		ORCHARDS—1879.					NURSERIES.		VINEYARDS.			MARKET GARDENS.	BEES—1879.		FOREST PRODUCTS.	
								APPLE.			PEACH.											
Area.	Crop.	Area.	Crop.	Area.	Crop.	Area.	Crop.	Acres.	Bearing trees.	Bushels. 1879.	Acres.	Bearing trees.	Bushels. 1879.	Total value of orchard products of all kinds sold or consumed.	Acres.	Value of produce sold in 1879.	Acres.	Grapes sold in 1879.	Wine made in 1879.	Value of produce sold in 1879.	Honey.	Wax.	Amount of wood cut in 1879.	Value of all forest products sold or consumed in 1879.
Acres.	Lbs.	Acres.	Bush.	Acres.	Bush.	Acres.	Lbs.	No.	No.	No.	No.	No.	No.	Dollars.	No.	Dollars.	No.	Lbs.	Galls.	Dollars.	Lbs.	Lbs.	Cords.	Dollars.
76	77	78	79	80	81	82	83	84	85	86	87	88	89	90	91	92	93	94	95	96	97	98	99	100
1			20					1	100	50	1/2	10												1
2			70																					2
3			10																					3
4			6					1	20	10				30										4
5		2																						5
6																								6
7																								7
8			15					1	10	20														8
9			15																					9
10																								10

1)

[7–306.]

Received July 30, 1880 A.

Page No. 5
Supervisor's Dist: No. 7
Enumeration Dist: No. 129

NOTE A.—The light dotted perpendicular lines, which divide the spaces intended for numbers on this Schedule, are intended to separate the units, tens, &c., from each other, and the Enumerator should be careful that the figures are written within the small spaces so formed, thus: | 7 | 4 |, the units | 4 | 2 | 1 | in the right-hand small spaces. | 3 | 9 |

NOTE B.—Make an affirmative entry by a slanting line (thus /) in one of the three columns 2, 3, and 4, according as the fact is in the case of each farm—in column 2, if the occupier is the owner of the farm; in column 3, if he is the tenant at a fixed money rental; in column 4, if he conducts it for a share of the product.

NOTE C.—Enumerators will observe that there are 100 questions relating to each farm, which are arranged in four successive divisions of each schedule page.

SCHEDULE 2.—Productions of Agriculture in 129 in the County of Ray, State of Missouri

enumerated by me on the 3rd day of June, 1880. John H. Dunn, *Enumerator.*

OF THE PERSON WHO CONDUCTS THIS FARM.				ACRES OF LAND.				FARM VALUES.			FENCES.		LABOR.			GRASS LANDS.						
	TENURE.			IMPROVED.		UNIMPROVED.										ACREAGE 1879.		PRODUCTS HARVESTED IN 1879.				
THE NAME.	Owner.	Rents for fixed money rental.	Rents for shares of products.	Tilled, including fallow and grass in rotation, (whether pasture or meadow.)	Permanent meadows, permanent pastures, orchards, vineyards.	Woodland and forest.	Other unimproved, including "old fields" not growing wood.	Of farm, including land, fences, and buildings.	Of farming implements and machinery.	Of Live Stock.	Cost of building and repairing in 1879.	Cost of fertilizers purchased in 1879.	Amount paid for wages for farm labor during 1879, including value of board.	Weeks hired labor in 1879 upon farm (and dairy) excluding house-work.	Estimated value of all farm productions (sold, consumed, or on hand) for 1879.	Mown.	Not Mown.	Hay.	Clover Seed.	Grass Seed.	Horses of all ages on hand June 1, 1880.	Mules and Asses, all ages, on hand June 1, 1880.
				No.	No.	No.	No.	Dollars.	Dollars.	Dollars.	Dollars.	Dollars.	Dollars.	No.	Dollars.	Acres.	Acres.	Tons.	Bushels.	Bushels.	No.	No.
	2	3	4	5	6	7	8	9	10	11	12	13	14	15	16	17	18	19	20	21	22	23
1 Waters Jack			1	140				—	50	450					435						6	2
2 Switzer W N	1			290		40		1600	80	1200			100		600	30	10	40			18	
3 Petty David F Perry	1			200				2000	90	350					300						2	2
4 Vandeerpool Jno E	1			40				160	50	200					80						3	
5 Haynes J W.	1			65		5		400	50	475			100		200	5		2			3	4
6 June 4th Vanbuber J & Co.	1			80	11	80		1500	80	500					100	7	20	7			5	2
7 Russell J W B.	1			70		20		500	125	600					200						1	6
8 Sydor S F	1			70	20	10		2000	150	1000	30		50	12	600						3	6
9 Johnson Squire		1		—				—	25	200					374						4	1
10 Holman Waller	1			45	3	40		500	10	300	20				494		3				3	1

NEAT CATTLE AND THEIR PRODUCTS.											SHEEP.									SWINE.	POULTRY ON HAND JUNE 1ST, 1880, EXCLUSIVE OF SPRING HATCHING.		
ON HAND JUNE 1, 1880.			MOVEMENT, 1879.								ON HAND JUNE 1, 1880.	MOVEMENT, 1879.							CLIP, SPRING 1880, SHORN AND TO BE SHORN.					
			Cattle of all ages									Lambs dropped.	Sheep and Lambs										
Working oxen.	Milch cows.	Other.	Calves dropped.	Purchased.	Sold living.	Slaughtered.	Died, strayed, and stolen, and not recovered.	Milk sold, or sent to butter and cheese factories in 1879.	Butter made on the farm in 1879.	Cheese made on the farm in 1879.			Purchased.	Sold living.	Slaughtered.	Killed by dogs.	Died of disease.	Died of stress of weather.	Fleeces.	Weight.	On hand June 1, 1880.	Barn-yard.	Other.	Eggs PRODUCED IN 1879.
No.	No.	No.	No.	No.	No.	No.	No.	Gallons.	Lbs.	Lbs.	No.	No.	No.	No.	No.	No.	No.	No.	No.	Lbs.	No.	No.	No.	Doz.
24	25	26	27	28	29	30	31	32	33	34	35	36	37	38	39	40	41	42	43	44	45	46	47	48
1	1																							
2	2	35	1								115	90	50						115	480	11	100		100
3	5		4						100		80	20							50	320	150	50		
4	1		1																		10	100		300
5	4	9	1		1				200												12			
6	4	12	4						200												14	25		300
7	8	8	4						200												17	75		200
8	7	4	2						200		40	12							38	100	40	40		50
9	2	4							250		11	11							11	66	42	40		100
10	4	6	3						50												5	40		200
																					30	36		200

CEREALS.												PULSE.		FIBER.						SUGAR.						BROOM CORN.	
BARLEY. 1879.		BUCKWHEAT. 1879.		INDIAN CORN. 1879.		OATS. 1879.		RYE. 1879.		WHEAT. 1879.				FLAX—1879.				HEMP.		SORGHUM—1879.			MAPLE—1879.			1879.	
Area.	Crop.	Area.	Crop.	Area.	Crop.	Area.	Crop.	Area.	Crop.	Area.	Crop.	Castile Peas, (Dry) in 1879.	Beans, (Dry) in 1879.	Area in Crop.	Seed.	Straw.	Fiber.			Area in Crop.	Sugar.	Molasses.	Sugar.	Molasses.			
Acres.	Bush.	Acres.	Bush.	Acres.	Bush.	Acres.	Bush.	Acres.	Bush.	Acres.	Bush.	Bush.	Bush.	Acres.	Lbs'l.	Tons.	Lbs.	Acs.	Tns.	Acres.	Lbs.	Galls.	Lbs.	Galls.	Acs.	Lbs.
49	50	51	52	53	54	55	56	57	58	59	60	61	62	63	64	65	66	67	68	69	70	71	72	73	74	75
1				40	1500															1		120				
2				30	1200	20	107													1		40				
3				50	2000					8	60															
4																										
5				17	600	10	300			8	30															
6				15	500					10	75															
7				65	3000															1		100				
8				65	3000																	30				
9				40	1000					6	40									1		20				
10				40	1500	8	160			7	25											67				

HOPS. 1879.		POTATOES, (Irish.) 1879.		POTATOES, (Sweet.) 1879.		TOBACCO. 1879.		ORCHARDS—1879.						NURSERIES.		VINEYARDS			MARKET GARDENS.	BEES—1879.		FOREST PRODUCTS.	
								APPLE.			PEACH.												
Area.	Crop.	Area.	Crop.	Area.	Crop.	Area.	Crop.	Acres.	Bearing trees.	Bushels. 1879.	Acres.	Bearing trees.	Bushels. 1879.	Total value of orchard products of all kinds sold or consumed.	Acres.	Value of produce sold in 1879.	Acres.	Grapes sold in 1879.	Wine made in 1879.	Value of produce sold in 1879.	Honey.	Wax.	Amount of wood cut in 1879.	Value of all forest products sold or consumed in 1879.
Acres.	Lbs.	Acres.	Bush.	Acres.	Bush.	Acres.	Lbs.	No.	No.	No.	No.	No.	No.	Dollars.	No.	Dollars.	No.	Lbs.	Galls.	Dollars.	Lbs.	Lbs.	Cords.	Dollars.
76	77	78	79	80	81	82	83	84	85	86	87	88	89	90	91	92	93	94	95	96	97	98	99	100
1																								
2								2	30															
3								1	50															
4																								
5			15																					
6			8							25	10													
7		1	30					1	125	25				15										
8			20																					
9			14																					
10			10					3	25												30			

B.

[7—306.]

Page No. 6
Supervisor's Dist: No. 7
Enumeration Dist: No. 129

NOTE A.—The light dotted perpendicular lines, which divide the spaces intended for numbers on this Schedule, are intended to separate the units, tens, &c., from each other, and the Enumerator should be careful that the figures are written within the small spaces so formed, thus: 7 4, the units in the right-hand small spaces. 4 2 1 3 9

NOTE B.—Make an affirmative entry by a slanting line (thus /) in one of the three columns 2, 3, and 4, according as the fact is in the case of each farm in column 2, if the occupier is the owner of the farm; in column 3, if he is the tenant at a fixed money rental; in column 4, if he conducts it for a share of the product.

NOTE C.—Enumerators will observe that there are 100 questions relating to each farm, which are arranged in four successive divisions of each schedule page.

SCHEDULE 2.—Productions of Agriculture in 129 in the County of Ray, State of Ill

enumerated by me on the 4th day of June, 1880. John H. Dunn,

Enumerator.

OF THE PERSON WHO CONDUCTS THIS FARM.				ACRES OF LAND.				FARM VALUES.			FENCES.		LABOR.			GRASS LANDS.						
	TENURE.			IMPROVED.		UNIMPROVED.										ACREAGE 1879.		PRODUCTS HARVESTED IN 1879.				
THE NAME.	Owner.	Rents for fixed money rental.	Rents for shares of products.	Tilled, including fallow and grass in rotation. (whether pasture or meadow.)	Permanent meadows, permanent pastures, orchards, vineyards.	Woodland and forest.	Other unimproved, including "old fields" not growing wood.	Of farm, including land, fences, and buildings.	Of farming implements and machinery.	Of Live Stock.	Cost of building and repairing in 1879.	Cost of fertilizers purchased in 1879.	Amount paid for wages for farm labor during 1879, including value of board.	Weeks hired labor in 1879 upon farm (and dairy) excluding house-work.	Estimated value of all farm productions (sold, consumed, or on hand) for 1879.	Mown.	Not Mown.	Hay.	Clover Seed.	Grass Seed.	Horses of all ages on hand June 1, 1880.	Mules and Asses, all ages, on hand June 1, 1880.
				No.	No.	No.	No.	Dollars.	Dollars.	Dollars.	Dollars.	Dollars.	Dollars.	No.	Dollars.	Acres.	Acres.	Tons.	Bushels.	Bushels.	No.	No.
	2	3	4	5	6	7	8	9	10	11	12	13	14	15	16	17	18	19	20	21	22	23
1 Taylor Jonas		/		33				—	10	100					180						2	
2 Folsom Charles	/			50	10	50		900		700					227						4	1
3 Batt Eagle	/			35		45		450		250			30		288						5	1
4 Rauch Edward	/			25		10		300	60	200					388	8	4	5			4	
5 Goldman W.	/			60		60		1000	80	500			100		686						4	1
6 Hendrix Jas	/			50	8	42		1000	20	125					231						1	1
7 Brewer H L	/			30	12			500		100					325						1	1
8 Kelly Rhoda	/			18		22		250		200					214						2	
9 McNeal John	/			30	5	20	10	450	75	250					180	5	5	1			3	
10 Kincaid H L	/			40	40			500	80	400					489						3	1

NEAT CATTLE AND THEIR PRODUCTS.												SHEEP.										SWINE.	POULTRY ON HAND JUNE 1ST, 1880, EXCLUSIVE OF SPRING HATCHING.		EGGS PRODUCED IN 1879.
ON HAND JUNE 1, 1880.			MOVEMENT, 1879.									ON HAND JUNE 1, 1880.	MOVEMENT, 1879.							CLIP, 1879, 1880, SHORN AND TO BE SHORN.		ON HAND JUNE 1, 1880.			
			Cattle of all ages											Sheep and lambs											
Working oxen.	Milch cows.	Other.	Calves dropped.	Purchased.	Sold living.	Slaughtered.	Died, strayed, and stolen, and not recovered.	Milk sold, or sent to butter and cheese factories in 1879.	Butter made on the farm in 1879.	Cheese made on the farm in 1879.		Lambs dropped.	Purchased.	Sold living.	Slaughtered.	Killed by dogs.	Died of disease.	Died of stress of weather.	Fleeces.	Weight.		Barn-yard.	Other.	
No.	No.	No.	No.	No.	No.	No.	No.	Gallons.	Lbs.	Lbs.	No.	No.	No.	No.	No.	No.	No.	No.	No.	Lbs.	No.	No.	No.	Doz.
21	25	26	27	28	29	30	31	32	33	34	35	36	37	38	39	40	41	42	43	44	45	46	47	48
1	2								60													20		20
2	4	10	3						65												40	100		40
3	2	8	1																					
4	2	1							100												18	40		350
5	3	10	1						80												40	50		200
6	1	10	1						30												13	23		60
7	2	3	1						90		15								15	60	12	100		75
8	5								75		13	10							13	52	40	150		100
9	2								100												20	50		300
10	8	2	2								19			14					14	55	12			

CEREALS.												PULSE.		FIBER.						SUGAR.						BROOM CORN. 1879.	
BARLEY. 1879.		BUCKWHEAT. 1879.		INDIAN CORN. 1879.		OATS. 1879.		RYE. 1879.		WHEAT. 1879.				FLAX—1879.				HEMP.		SORGHUM—1879.			MAPLE—1879.				
Area.	Crop.	Area.	Crop.	Area.	Crop.	Area.	Crop.	Area.	Crop.	Area.	Crop.	Canada Peas, (Dry.) in 1879.	Beans, (Dry.) in 1879.	Area in Crop.	Seed.	Straw.	Fiber.			Area in Crop.	Sugar.	Molasses.	Sugar.	Molasses.			
Acres.	Bush.	Acres.	Bush.	Acres.	Bush.	Acres.	Bush.	Acres.	Bush.	Acres.	Bush.	Bush.	Bush.	Acres.	Bush.	Tons.	Lbs.	Acs.	Tns.	Acres.	Lbs.	Galls.	Lbs.	Galls.	Acs.	Lbs.
49	50	51	52	53	54	55	56	57	58	59	60	61	62	63	64	65	66	67	68	69	70	71	72	73	74	75
1				33	600	5	100																			50
2				30	600																	X	90			
3				35	1000																		90			
4				80	900					8	96									4						
5				70	2100					20	125												40			
6				20	600					6	35												80			
7				20	600					18	80														1	1000
8				25	625					16	30															
9				12	400					4	40															
10				80	900					20	250															

HOPS. 1879.		POTATOES, (Irish.) 1879.		POTATOES, (Sweet.) 1879.		TOBACCO. 1879.		ORCHARDS—1879.						NURSERIES.		VINEYARDS.			MARKET GARDENS.	BEES—1879.		FOREST PRODUCTS.	
								APPLE.			PEACH.												
Area.	Crop.	Area.	Crop.	Area.	Crop.	Area.	Crop.	Acres.	Bearing trees.	Bushels. 1879.	Acres.	Bearing trees.	Bushels. 1879.	Total value of orchard products of all kinds sold or consumed.	Acres.	Value of produce sold in 1879.	Acres.	Grapes sold in 1879.	Wine made in 1879.	Value of produce sold in 1879.	Honey.	Wax.	Amount of wood cut in 1879.	Value of all forest products sold or consumed in 1879.
Acres.	Lbs.	Acres.	Bush.	Acres.	Bush.	Acres.	Lbs.	No.	No.	No.	No.	No.	No.	Dollars.	No.	Dollars.	No.	Lbs.	Galls.	Dollars.	Lbs.	Lbs.	Cords.	Dollars.
76	77	78	79	80	81	82	83	84	85	86	87	88	89	90	91	92	93	94	95	96	97	98	99	100
1																								
2			30					3	200	25				25										
3								4	120	35														
4																								
5		1																						
6																								
7			25																					
8																								
9			20																					
10								2	100		1/2	50												

Received July 30, 1880C.

Page No. 7
Supervisor's Dist: No. 7
Enumeration Dist: No. 129.

NOTE A.—The light dotted perpendicular lines, which divide the spaces intended for numbers on this Schedule, are intended to separate the units, tens, &c., from each other, and the Enumerator should be careful that the figures are written within the small spaces so formed, thus: 74, the units in the right-hand small spaces.

NOTE B.—Make an affirmative entry by a slanting line (thus /) in one of the three columns 2, 3, and 4, according as the fact is in the case of each farm—in column 2, if the occupier is the owner of the farm; in column 3, if he is the tenant at a fixed money rental; in column 4, if he conducts it for a share of the product.

NOTE C.—Enumerators will observe that there are 100 questions relating to each farm, which are arranged in four successive divisions of each schedule page.

SCHEDULE 2.—Productions of Agriculture in 129 in the County of Ray, State of Missouri

enumerated by me on the 4th day of June, 1880. Jno. H. Dunn, *Enumerator.*

	OF THE PERSON WHO CONDUCTS THIS FARM.				ACRES OF LAND.				FARM VALUES.			FENCES.		LABOR.			GRASS LANDS.						
		TENURE.			IMPROVED.		UNIMPROVED.										ACREAGE 1879.		PRODUCTS HARVESTED IN 1879.				
	THE NAME.	Owner.	Rents for fixed money rental.	Rents for shares of products.	Tilled, including fallow and grass in rotation, (whether pasture or meadow.)	Permanent meadows, permanent pastures, orchards, vineyards.	Woodland and forest.	Other unimproved, including "old fields" not growing wood.	Of farm, including land, fences, and buildings.	Of farming implements and machinery.	Of Live Stock.	Cost of building and repairing in 1879.	Cost of fertilizers purchased in 1879.	Amount paid for wages for farm labor during 1879, (including value of board.	Weeks hired labor in 1879 upon farm (and dairy) excluding house-work.	Estimated value of all farm productions (sold, consumed, or on hand) for 1879.	Mown.	Not Mown.	Hay.	Clover Seed.	Grass Seed.	Horses of all ages on hand June 1, 1880.	Mules and Asses, all ages, on hand June 1, 1880.
					No.	No.	No.	No.	Dollars.	Dollars.	Dollars.	Dollars.	Dollars.	Dollars.	No.	Dollars.	Acres.	Acres.	Tons.	Bushels.	Bushels.	No.	No.
	1	2	3	4	5	6	7	8	9	10	11	12	13	14	15	16	17	18	19	20	21	22	23
1	Johnson Wellington		1		—				—	6	200					175						2	
2	Baker J. L.		1		—	40			—		200					250						2	1
3	June 5th Kincaid Jas. A.	1			100	40	40		2600	100	400	50		100	52	700						4	1 2
4	Kincaid J. M.	1			60				—	50	300	300				869						3	3
5	Kincaid W. W.	1			80	50			800	40	400					508						3	4
6	Kincaid A. J.	1			60		20		2000	20	1000					295						6	5
7	Poyor J. H.			1	—				—		250					540						2	6
8	Poyor H. C.			1	—				—		350					415						3	7
9	Johnson A. P.	1			115	20			1200	80	450			50		500						3	8
10	Gilee Geo	1			170	15			2500		350			50		125	10					6	9 10

	NEAT CATTLE AND THEIR PRODUCTS.											SHEEP.									SWINE.	POULTRY ON HAND JUNE 1ST, 1880, EXCLUSIVE OF SPRING HATCHING.		
	ON HAND JUNE 1, 1880.			MOVEMENT, 1879.									MOVEMENT, 1879.							CLIP, SPRING 1880, SHORN AND TO BE SHORN.					
					Cattle of all ages								Lambs dropped.	Sheep and lambs										
	Working oxen.	Milch cows.	Other.	Calves dropped.	Purchased.	Sold living.	Slaughtered.	Died, strayed, and stolen, and not recovered.	Milk sold, or sent to butter and cheese factories in 1879.	Butter made on the farm in 1879.	Cheese made on the farm in 1879.	On hand June 1, 1880.		Purchased.	Sold living.	Slaughtered.	Killed by dogs.	Died of disease.	Died of stress of weather.	Fleeces.	Weight.	On hand June 1, 1880.	Barn yard.	Other.	Eggs produced in 1879.
	No.	No.	No.	No.	No.	No.	No.	No.	Gallons.	Lbs.	Lbs.	No.	No.	No.	No.	No.	No.	No.	No.	No.	Lbs.	No.	No.	No.	Doz.
	24	25	26	27	28	29	30	31	32	33	34	35	36	37	38	39	40	41	42	43	44	45	46	47	48
1		2																				27	24		50
2		1		1																		10			
3		2	15	2	50	50		1		208												40	100		200
4		2		1						150												25	50		200
5		2	19	2						90		15			15							25	50		100
6		2	30	1		30				100												100	100		100
7		2								150												23	60		300
8		3	1							50												23	45		100
9		4	3	1																		25	100	20	300
10		2	17	17																		50	40		200

	CEREALS.										PULSE.		FIBER.						SUGAR.						
	BARLEY. 1879.		BUCKWHEAT. 1879.		INDIAN CORN. 1879.		OATS. 1879.		RYE. 1879.		WHEAT. 1879.			FLAX—1879.			HEMP.		SORGHUM—1879.			MAPLE—1879.		BROOM CORN. 1879.	
	Area.	Crop.	Area.	Crop.	Area.	Crop.	Area.	Crop.	Area.	Crop.	Area.	Crop.	Canada Peas, (Dry.) in 1879.	Beans, (Dry.) in 1879.	Area in Crop.	Seed.	Straw.	Fiber.			Area in Crop.	Sugar.	Molasses.	Sugar.	Molasses.		
	Acres.	Bush.	Acres.	Bush.	Acres.	Bush.	Acres.	Bush.	Acres.	Bush.	Acres.	Bush.	Bush.	Bush.	Acres.	Bush.	Tons.	Lbs.	Acs.	Tns.	Acres.	Lbs.	Galls.	Lbs.	Galls.	Acs.	Lbs.
	49	50	51	52	53	54	55	56	57	58	59	60	61	62	63	64	65	66	67	68	69	70	71	72	73	74	75
1					20	600															1		45				
2					40	1000																					
3					50	2500	15	300			20	160															
4					35	2000	20	200																			200
5					40	1200	8	200			20	100									1		75				
6					40	1300	12	250			10	60									1		80				
7					54	1500	24	300			10	35											60				
8					35	700					30	250									2		50				
9					45	1800	12	200															40				
10					12	500																					

	HOPS. 1879.		POTATOES, (Irish.) 1879.		POTATOES, (Sweet.) 1879.		TOBACCO. 1879.		ORCHARDS—1879.						NURSERIES.		VINEYARDS.			MARKET GARDENS.	BEES—1879.		FOREST PRODUCTS.	
									APPLE.			PEACH.												
	Area.	Crop.	Area.	Crop.	Area.	Crop.	Area.	Crop.	Acres.	Bearing trees.	Bushels, 1879.	Acres.	Bearing trees.	Bushels, 1879.	Total value of orchard products of all kinds sold or consumed.	Acres.	Value of produce sold in 1879.	Acres.	Grapes sold in 1879.	Wine made in 1879.	Value of produce sold in 1879.	Honey.	Wax	Amount of wood cut in 1879.	Value of all forest products sold or consumed in 1879.
	Acres.	Lbs.	Acres.	Bush.	Acres.	Bush.	Acres.	Lbs.	No.	No.	No.	No.	No.	No.	Dollars.	No.	Dollars.	No.	Lbs.	Galls.	Dollars.	Lbs.	Lbs.	Cords.	Dollars.
	76	77	78	79	80	81	82	83	84	85	86	87	88	89	90	91	92	93	94	95	96	97	98	99	100
1				5																					
2																									
3				20					3	150	30	1	100												
4			2	20																					
5										11	20														
6				20					1	30					75										
7				20																					
8				20																					
9									2	45	150														
10																									

(1)

D.

[7–306.]

Page No. 8
Supervisor's Dist: No. 7
Enumeration Dist: No. 129

NOTE A.—The light dotted perpendicular lines, which divide the spaces intended for numbers on this Schedule, are intended to separate the units, tens, &c., from each other, and the Enumerator should be careful that the figures are written within the small spaces so formed, thus: 7 4, the units in the right-hand small spaces. (4 2 1 / 3 9)

NOTE B.—Make an affirmative entry by a slanting line (thus /) in one of the three columns 2, 3, and 4, according as the fact is in the case of each farm—in column 2, if the occupier is the owner of the farm; in column 3, if he is the tenant at a fixed money rental; in column 4, if he conducts it for a share of the product.

NOTE C.—Enumerators will observe that there are 100 questions relating to each farm, which are arranged in four successive divisions of each schedule page.

SCHEDULE 2.—Productions of Agriculture in 129 in the County of Kay, State of Missouri

enumerated by me on the 3th day of June, 1880. John H Evans, *Enumerator.*

OF THE PERSON WHO CONDUCTS THIS FARM.				ACRES OF LAND.				FARM VALUES.			FENCES.		LABOR.			GRASS LANDS.						
	TENURE.			IMPROVED.		UNIMPROVED.										ACREAGE 1879.		PRODUCTS HARVESTED IN 1879.				
THE NAME.	Owner.	Rents for fixed money rental.	Rents for shares of products.	Tilled, including fallow and grass in rotation, (whether pasture or meadow.)	Permanent meadows, permanent pastures, orchards, vineyards.	Woodland and forest.	Other unimproved, including "old fields" not growing wood.	Of farm, including land, fences and buildings.	Of farming implements and machinery.	Of Live Stock.	Cost of building and repairing in 1879.	Cost of fertilizers purchased in 1879.	Amount paid for wages for farm labor during 1879, including value of board.	Weeks hired labor in 1879 upon farm (and dairy) excluding house-work.	Estimated value of all farm productions (sold, consumed, or on hand) for 1879.	Mown.	Not Mown.	Hay.	Clover Seed.	Grass Seed.	Horses of all ages on hand June 1, 1880.	Mules and Asses, all ages, on hand June 1, 1880.
				No.	No.	No.	No.	Dollars.	Dollars.	Dollars.	Dollars.	Dollars.	Dollars.	No.	Dollars.	Acres.	Acres.	Tons.	Bushels.	Bushels.	No.	No.
1	2	3	4	5	6	7	8	9	10	11	12	13	14	15	16.	17	18	19	20	21	22	23
1 Linvill Jno. C.	/			130	40	20		2500	150	2500	400	300	500		1000	200		60			3	4
2 Dean J. S.	/			—				—		200					232						4	
3 Tiffin J. C.	/			150	40			1500	100	500		50	300	52	500	40		10			1	1
4 Vanbabler P. L.	/			170		70		2000		25	30				435							
5 Hunt J. A.	/			240	270	200		6500		1000	200				2500	60		30			6	
6 Wilkins	/			100	10	100		3500	100	500	50		100	8	540						4	
7 Grimes John	/			170	140	70		2000	50	1200	50		200	40	1000	120		100			8	
8 Tiffin Clayton	/			1300	600	200		10000		400			50		1500	300		200			4	
9 Harral W. R.		/		25				250	10	150					152						2	
10 Hatfield J. R.		/		45				450	10	20					253							

NEAT CATTLE AND THEIR PRODUCTS.

ON HAND JUNE 1, 1880.			MOVEMENT, 1879.								ON HAND JUNE 1, 1880.	MOVEMENT, 1879.							CLIP, SPRING 1880, SHORN AND TO BE SHORN.		SWINE.	POULTRY ON HAND JUNE 1ST, 1880, EXCLUSIVE OF SPRING HATCHING.		EGGS PRODUCED IN 1879.
			Calves dropped.	Cattle of all ages				Milk sold, or sent to butter and cheese factories in 1879.	Butter made on the farm in 1879.	Cheese made on the farm in 1879.		Lambs dropped.	Sheep and lambs						Fleeces.	Weight.	On hand June 1, 1880.	Farm-yard.	Other.	
				Purchased.	Sold living.	Slaughtered.	Died, strayed, and stolen and not recovered.						Purchased.	Sold living.	Slaughtered.	Killed by dogs.	Died of disease.	Died of stress of weather.						
Working oxen.	Milch cows.	Other.									On hand June 1, 1880.	Lambs dropped.											
No.	No.	No.	No.	No.	No.	No.	No.	Gallons.	Lbs.	Lbs.	No.	No.	No.	No.	No.	No.	No.	No.	No.	Lbs.	No.	No.	No.	Doz.
24	25	26	27	28	29	30	31	32	33	34	35	36	37	38	39	40	41	42	43	44	45	46	47	48
1	3	50		129	75		3														100	100		200
2	1	1							180												4	45		150
3	3	15	12		18				100												30	300		200
4	1																					50		150
5	3	124	1	79	180		1		500												231	50		400
6	4	7	1		3	1			100												25	300		300
7	4	12	2	8	12				50												95	60		100
8	2		2						100													20		40
9	1		1																		4	34		50
10																					13	30		100

CEREALS.

BARLEY. 1879.		BUCKWHEAT. 1879.		INDIAN CORN. 1879.		OATS. 1879.		RYE. 1879.		WHEAT. 1879.		PULSE.		FIBER.						SUGAR.					BROOM CORN. 1879.	
														FLAX—1879.				HEMP.		SORGHUM—1879.			MAPLE—1879.			
Area.	Crop.	Area.	Crop.	Area.	Crop.	Area.	Crop.	Area.	Crop.	Area.	Crop.	Canada Peas, (Dry.) in 1879.	Beans, (Dry.) in 1879.	Area in Crop.	Seed.	Straw.	Fiber.			Area in Crop.	Sugar.	Molasses.	Sugar.	Molasses.		
Acres.	Bush.	Acres.	Bush.	Acres.	Bush.	Acres.	Bush.	Acres.	Bush.	Acres.	Bush.	Bush.	Bush.	Acres.	Bush.	Tons.	Lbs.	Acs.	Tns.	Acres.	Lbs.	Galls.	Lbs.	Galls.	Acs.	Lbs.
49	50	51	52	53	54	55	56	57	58	59	60	61	62	63	64	65	66	67	68	69	70	71	72	73	74	75
1				100	4000																					
2				25	700															1		60				
3				80	2500	10	125																			
4				60	1500					10	60															
5				240	10000	55	2000			10	100															
6				70	2800	40	1200			10	100									1/2	1/2	50				
7				15	600	20	300																			
8				1200	50000															1/4		30				
9				20	600																					
10				45	1000																					

HOPS. 1879.

Area.	Crop.
Acres.	Lbs.
76	77

POTATOES, (Irish.) 1879.

Area.	Crop.
Acres.	Bush.
78	79
1/8	15
1/4	20
1/4	20
1/2	50
1/4	25
1/8	3
1/4	6

POTATOES, (Sweet.) 1879.

Area.	Crop.
Acres.	Bush.
80	81

TOBACCO. 1879.

Area.	Crop.
Acres.	Lbs.
82	83

ORCHARDS—1879.

APPLE.			PEACH.			Total value of orchard products of all kinds sold or consumed.
Acres.	Bearing trees.	Bushels. 1879.	Acres.	Bearing trees.	Bushels. 1879.	
No.	No.	No.	No.	No.	No.	Dollars.
84	85	86	87	88	89	90
6	76	40				
	7					
1	20					
1	100	100				150
10	500	200				

NURSERIES.

Acres.	Value of produce sold in 1879.
No.	Dollars.
91	92

VINEYARDS.

Acres.	Grapes sold in 1879.	Wine made in 1879.
No.	Lbs.	Galls.
93	94	95
1/4		

MARKET GARDENS.

Value of produce sold in 1879.
Dollars.
96

BEES—1879.

Honey.	Wax.
Lbs.	Lbs.
97	98
20	10

FOREST PRODUCTS.

Amount of wood cut in 1879.	Value of all forest products sold or consumed in 1879.
Cords.	Dollars.
99	100

Received July 30, 1880.

Page No. 9
Supervisor's Dist: No. 7
Enumeration Dist: No. 129

NOTE A.—The light dotted perpendicular lines, which divide the spaces intended for numbers on this Schedule, are intended to separate the units, tens, &c., from each other, and the Enumerator should be careful that the figures are written within the small spaces so formed, thus: 7 4, the units 4 2 1, 3 9

NOTE B.—Make an affirmative entry by a slanting line (thus /) in one of the three columns 2, 3, and 4, according as the fact is in the case of each farm—in column 2, if the occupier is the owner of the farm; in column 3, if he is the tenant at a fixed money rental; in column 4, if he conducts it for a share of the product.

NOTE C.—Enumerators will observe that there are 100 questions relating to each farm, which are arranged in four successive divisions of each schedule page.

SCHEDULE 2.—Productions of Agriculture in 129 in the County of Ray, State of Missouri

enumerated by me on the 7th day of June, 1880. John H. Dunn, *Enumerator.*

OF THE PERSON WHO CONDUCTS THIS FARM.				ACRES OF LAND.				FARM VALUES			LIENS		LABOR.			GRASS LANDS.						
	TENURE.			IMPROVED.		UNIMPROVED.										ACREAGE 1879.		PRODUCTS HARVESTED IN 1879.				
THE NAME.	Owner.	Rents for fixed money rental.	Rents for shares of products.	Tilled, including fallow and grass in rotation, (whether pasture or meadow.)	Permanent meadows, permanent pastures, orchards, vineyards.	Woodland and forest.	Other unimproved, including "old fields" not growing wood.	Of farm, including land, fences, and buildings.	Of farming implements and machinery.	Of Live Stock.	Cost of building and repairing in 1879.	Cost of fertilizers purchased in 1879.	Amount paid for wages for farm labor during 1879, including value of board.	Weeks hired labor in 1879 upon farm (and dairy, excluding house-work.	Estimated value of all farm productions (sold, consumed, or on hand) for 1879.	Mown.	Not Mown.	Hay.	Clover Seed.	Grass Seed.	Horses of all ages on hand June 1, 1880.	Mules and Asses, all ages, on hand June 1, 1880.
				No.	No.	No.	No.	Dollars.	Dollars.	Dollars.	Dollars.	Dollars.	Dollars.	No.	Dollars.	Acres.	Acres.	Tons.	Bushels.	Bushels.	No.	No.
1	2	3	4	5	6	7	8	9	10	11	12	13	14	15	16	17	18	19	20	21	22	23
1 Morris L, M.	/			40	10	25		600	10	200	75				250						8	1
2 Packard John	/			50		40		800	20	400					100						5	
3 Albert Sarah L,	/			40		23		600	20	250	20				150							3
4 Swarts J. A.	/			25		17		400	80	250					100						1	4
5 Vansant J. W.		/		10	10	20		300	70	200					30						2	2
6 June 8th A.D. 1880				—				—		—					—							
7 Mckersbu Sarah	/			13		27		300	10	200					50						2	
8 Henry Lee	/			35	20	100		1500	20	250					300						3	
9 Clark S. D.	/			45	20	10		700	10	300					350						2	
10 Clark Jacob		/		17				170	75	50					50							

NEAT CATTLE AND THEIR PRODUCTS.

ON HAND JUNE 1, 1880.			MOVEMENT 1879.							
			Cattle of all ages							
Working oxen.	Milch cows.	Other.	Calves dropped.	Purchased.	Sold living.	Slaughtered.	Died, strayed, and stolen, and not recovered.	Milk sold, or sent to butter and cheese factories in 1879.	Butter made on the farm in 1879.	Cheese made on the farm in 1879.
No.	No.	No.	No.	No.	No.	No.	No.	Gallons.	Lbs.	Lbs.
24	25	26	27	28	29	30	31	32	33	34
1	3	2	2		3				60	
2	5	2							30	
3	2		1		1				110	
4	2		1		3				52	
5	2		2	1					52	
6										
7	3	1			1				300	
8	2	2							250	
9	2		2						52	
10	1									

SHEEP.

On hand June 1, 1880.	Lambs dropped.	MOVEMENT 1879. Sheep and lambs						CLIP, SPRING 1880, SHORN AND TO BE SHORN.		SWINE.	POULTRY ON HAND JUNE 1ST, 1880, EXCLUSIVE OF SPRING HATCHING.		EGGS PRODUCED IN 1879.
		Purchased.	Sold living.	Slaughtered.	Killed by dogs.	Died of disease.	Died of stress of weather.	Fleeces.	Weight.	On hand June 1, 1880.	Barn-yard.	Other.	
No.	No.	No.	No.	No.	No.	No.	No.	No.	Lbs.	No.	No.	No.	Doz.
35	36	37	38	39	40	41	42	43	44	45	46	47	48
3	4							3	12	45	30	1	30
										30	12	2	25
										13	40	7	52
										20	23	1	100
										19	24	11	208
										15	50		150
										20	12		225
										10	48		100
										12	40		75

CEREALS.

BARLEY. 1879.		BUCKWHEAT. 1879.		INDIAN CORN. 1879.		OATS. 1879.		RYE. 1879.		WHEAT. 1879.		PULSE.	
Area.	Crop.	Area.	Crop.	Area.	Crop.	Area.	Crop.	Area.	Crop.	Area.	Crop.	Canada Peas, (Dry.) in 1879.	Beans, (Dry.) in 1879.
Acres.	Bush.	Acres.	Bush.	Acres.	Bush.	Acres.	Bush.	Acres.	Bush.	Acres.	Bush.	Bush.	Bush.
49	50	51	52	53	54	55	56	57	58	59	60	61	62
1		4	4	30	1120					3	25		
2				60	1000					6	25		
3				25	500								
4				25	500								
5				10	250 / 250	7	140			4	20		
6													
7				27	130								
8				40	1600					10	140		
9				40	1500								
10				40	1300								

FIBER.

FLAX—1879.				HEMP.		HOPS. 1879.		POTATOES, (Irish.) 1879.		POTATOES, (Sweet.) 1879.		TOBACCO. 1879.	
Area in Crop.	Seed.	Straw.	Fiber.	Area.	Tons.	Area.	Crop.	Area.	Crop.	Area.	Crop.	Area.	Crop.
Acres.	Bush.	Tons.	Lbs.	Acs.	Tns.	Acres.	Lbs.	Acres.	Bush.	Acres.	Bush.	Acres.	Lbs.
63	64	65	66	67	68	76	77	78	79	80	81	82	83
								1/5	5 / 5	1/5	4		
								1/4	15				
								1/4	30				
								1/2	15		8		
								1/4	16				

SUGAR.

SORGHUM—1879.			MAPLE—1879.		BROOM CORN. 1879.	
Area in Crop.	Sugar.	Molasses.	Sugar.	Molasses.	Acs.	Lbs.
Acres.	Lbs.	Galls.	Lbs.	Galls.	Acs.	Lbs.
69	70	71	72	73	74	75
1/2	~~37~~	37			1/4	
1/2	40	40				
1/3	~~33~~	33				
1/10	~~18~~	18				
1/3		60				
1		200				

ORCHARDS—1879.

APPLE.			PEACH.						
Acres.	Bearing trees.	Bushels. 1879.	Acres.	Bearing trees.	Bushels. 1879.	Total value of orchard products of all kinds sold or consumed.	NURSERIES. Acres.	NURSERIES. Value of produce sold in 1879.	VINEYARDS. Acres.
No.	No.	No.	No.	No.	No.	Dollars.	No.	Dollars.	No.
84	85	86	87	88	89	90	91	92.	93
1	41								
2	50	100							
	24			12		50			
2	70	20	1/2	40					1/4
1/2									

VINEYARDS. Grapes sold in 1879.	Wine made in 1879.	MARKET GARDENS. Value of produce sold in 1879.	BEES—1879. Honey.	Wax.	FOREST PRODUCTS. Amount of wood cut in 1879.	Value of all forest products sold or consumed in 1879.
Lbs.	Galls.	Dollars.	Lbs.	Lbs.	Cords.	Dollars.
94	95	96	97	98	99	100
					10	15

B.

[7–306.]

Page No. 10
Supervisor's Dist: No. 7
Enumeration Dist: No. 129

NOTE A.—The light dotted perpendicular lines, which divide the spaces intended for numbers on this Schedule, are intended to separate the units, tens, &c., from each other, and the Enumerator should be careful that the figures are written within the small spaces so formed, thus: 74, the units in the right-hand small spaces.

NOTE B.—Make an affirmative entry by a slanting line (thus /) in one of the three columns 2, 3, and 4, according as the fact is in the case of each farm in column 2, if the occupier is the owner of the farm; in column 3, if he is the tenant at a fixed money rental; in column 4, if he conducts it for a share of the product.

NOTE C.—Enumerators will observe that there are 100 questions relating to each farm, which are arranged in four successive divisions of each schedule page.

SCHEDULE 2.—Productions of Agriculture in 127 in the County of Ray, State of Missouri

enumerated by me on the 8th day of June, 1880. John H Dunn, *Enumerator.*

OF THE PERSON WHO CONDUCTS THIS FARM.				ACRES OF LAND.				FARM VALUES.			FENCES.		LABOR.			GRASS LANDS.						
	TENURE.			IMPROVED.		UNIMPROVED.										ACREAGE 1879.		PRODUCTS HARVESTED IN 1879.				
THE NAME.	Owner.	Rents for fixed money rental.	Rents for shares of products.	Tilled, including fallow and grass in rotation. (whether pasture or meadow.)	Permanent meadows, permanent pastures, orchards, vineyards.	Woodland and forest.	Other unimproved, including "old fields" not growing wood.	Of farm, including land, fences, and buildings.	Of farming implements and machinery.	Of Live Stock.	Cost of building and repairing in 1879.	Cost of fertilizers purchased in 1879.	Amount paid for wages for farm labor during 1879, including value of board.	Weeks hired labor in 1879 upon farm (and dairy) excluding house-work.	Estimated value of all farm productions (sold, consumed, or on hand) for 1879.	Mown.	Not Mown.	Hay.	Clover Seed.	Grass Seed.	Horses of all ages on hand June 1, 1880.	Mules and Asses, all ages, on hand June 1, 1880.
				No.	No.	No.	No.	Dollars.	Dollars.	Dollars.	Dollars.	Dollars.	Dollars.	No.	Dollars.	Acres.	Acres.	Tons.	Bushels.	Bushels.	No.	No.
1	2	3	4	5	6	7	8	9	10	11	12	13	14	15	16	17	18	19	20	21	22	23
1 Rainwater A	/			30	6	10		500	5	500					300	/	7	1			4	1
2 Rainwater Jno		/		25	10	10		350	20	400	25				100						4	
3 Gulley John	/			50	8		5	600		200					150						3	
4 Lindsey John	/			30	10			300	5	200					250						2	
5 Helvey C. C.	/			77	3			800	50	400					625						7	
6 Milstead G. C.	/			100	20			1200	150	600					700						4	
7 Leabo John	/			60	20			1000	35	375					450						3	2
8 Watson Wm	/			40				400	10	400					200						1	1
9 Watson Thos	/			75	8	25		1500	350	700			40		500		8				2	1
10 Watson N.	/			50	7			1800		200			100	18	600		7					

NEAT CATTLE AND THEIR PRODUCTS.											SHEEP.									SWINE.	POULTRY ON HAND JUNE 1ST, 1880, EXCLUSIVE OF SPRING HATCHING.		EGGS PRODUCED IN 1879.
ON HAND JUNE 1, 1880.			MOVEMENT, 1879.									MOVEMENT, 1879.							CLIP, SPRING 1880, SHORN AND TO BE SHORN.					
			Cattle of all ages									Sheep and lambs											
Working oxen.	Milch cows.	Other.	Calves dropped.	Purchased.	Sold living.	Slaughtered.	Died, strayed, and killed by dogs not recovered.	Milk sold, or sent to butter and cheese factories in 1879.	Butter made on the farm in 1879.	Cheese made on the farm in 1879.	On hand June 1, 1880.	Lambs dropped.	Purchased.	Sold living.	Slaughtered.	Killed by dogs.	Died of disease.	Died of stress of weather.	Fleeces.	Weight.	On hand June 1, 1880.	Barn-yard.	Other.	
No.	No.	No.	No.	No.	No.	No.	No.	Gallons.	Lbs.	Lbs.	No.	No.	No.	No.	No.	No.	No.	No.	No.	Lbs.	No.	No.	No.	Doz.
24	25	26	27	28	29	30	31	32	33	34	35	36	37	38	39	40	41	42	43	44	45	46	47	48
1	2	1	1						52		3	3							3	10	10	24	15	100
2	4	4	1		1				200		5	4						1	5	15	8	30	4	100
3																					6	24	8	38
4	1		1																		30			
5	4	2	3		4				150												7	60	11	175
6	8	12	6						100												45	24	18	300
7	2		2	1	1				210					8							17	30		104
8	2	1	2	1	2				80												18	11		50
9	7				2				200		19	13		4		1			19	100	35	35	30	150
10	2		1						52												28	24		118

CEREALS.												PULSE.		FIBER.						SUGAR.						BROOM CORN. 1879.	
BARLEY. 1879.		BUCKWHEAT. 1879.		INDIAN CORN. 1879.		OATS. 1879.		RYE. 1879.		WHEAT. 1879.				FLAX—1879.				HEMP.		SORGHUM—1879.			MAPLE—1879.				
Area.	Crop.	Area.	Crop.	Area.	Crop.	Area.	Crop.	Area.	Crop.	Area.	Crop.	Canada Peas, (Dry,) in 1879.	Beans, (Dry,) in 1879.	Area in Crop.	Seed.	Straw.	Fiber.			Area in Crop.	Sugar.	Molasses.	Sugar.	Molasses.			
Acres.	Bush.	Acres.	Bush.	Acres.	Bush.	Acres.	Bush.	Acres.	Bush.	Acres.	Bush.	Bush.	Bush.	Acres.	Bush.	Tons.	Lbs.	Acs.	Tns.	Acres.	Lbs.	Galls.	Lbs.	Galls.	Acs.	Lbs.
49	50	51	52	53	54	55	56	57	58	59	60	61	62	63	64	65	66	67	68	69	70	71	72	73	74	75
1				30	1000					7	50									1/2		65				
2				15	500																					
3				7	250																					
4				30	1200																					
5				60	2500	10	171			15	140									1/2		80				
6				60	2500	8	100	8	80											1/4		25				
7				55	2300	8	120													1/2		65				
8				20	1000	5	100			7	40									1/4		30				
9				20	1000																					
10				40	2000																					

HOPS. 1879.		POTATOES, (Irish.) 1879.		POTATOES, (Sweet.) 1879.		TOBACCO. 1879.		ORCHARDS—1879.						Total value of orchard products of all kinds sold or consumed.	NURSERIES.		VINEYARDS.			MARKET GARDENS.	BEES—1879.		FOREST PRODUCTS.	
								APPLE.			PEACH.												
Area.	Crop.	Area.	Crop.	Area.	Crop.	Area.	Crop.	Acres.	Bearing trees.	Bushels. 1879.	Acres.	Bearing trees.	Bushels. 1879.		Acres.	Value of produce sold in 1879.	Acres.	Grapes sold in 1879.	Wine made in 1879.	Value of produce sold in 1879.	Honey.	Wax.	Amount of wood cut in 1879.	Value of all forest products sold or consumed in 1879.
Acres.	Lbs.	Acres.	Bush.	Acres.	Bush.	Acres.	Lbs.	No.	No.	No.	No.	No.	No.	Dollars.	No.	Dollars.	No.	Lbs.	Galls.	Dollars.	Lbs.	Lbs.	Cords.	Dollars.
76	77	78	79	80	81	82	83	84	85	86	87	88	89	90	91	92	93	94	95	96	97	98	99	100
		1/4	10																					
		~	5																		100			300
		1/4	25					2	60		1	60					1/5				10			
		1/4	40					1	1/2															
		1/2	80					1 1/2	40		1/2	75												

Received July 30, 1880. C.

Page No. 11
Supervisor's Dist: No. 7
Enumeration Dist: No. 129

NOTE A.—The light dotted perpendicular lines, which divide the spaces intended for numbers on this Schedule, are intended to separate the units, tens, &c., from each other, and the Enumerator should be careful that the figures are written within the small spaces so formed, thus: | | 7 | 4 |, the units | 4 | 2 | 1 | in the right-hand small spaces. | | 3 | 9 |

NOTE B.—Make an affirmative entry by a slanting line (thus /) in one of the three columns 2, 3, and 4, according as the fact is in the case of each farm—in column 2, if the occupier is the owner of the farm; in column 3, if he is the tenant at a fixed money rental; in column 4, if he conducts it for a share of the product.

NOTE C.—Enumerators will observe that there are 100 questions relating to each farm, which are arranged in four successive divisions of each schedule page.

SCHEDULE 2.—Productions of Agriculture in 129 in the County of Ray, State of Missouri

enumerated by me on the 8th day of June, 1880. John H Dunn, *Enumerator.*

OF THE PERSON WHO CONDUCTS THIS FARM.				ACRES OF LAND.				FARM VALUES.			FENCES.		LABOR.			GRASS LANDS.						
	TENURE.			IMPROVED.		UNIMPROVED.										ACREAGE 1879.		PRODUCTS HARVESTED IN 1879.				
THE NAME.	Owner.	Rents for fixed money rental.	Rents for shares of product.	Tilled, including fallow and grass in rotation, (whether pasture or meadow.)	Permanent meadows, permanent pastures, orchards, vineyards.	Woodland and forest.	Other unimproved, including "old fields" not growing wood.	Of farm, including land, fences, and buildings.	Of farming implements and machinery.	Of Live Stock.	Cost of building and repairing in 1879.	Cost of fertilizers purchased in 1879.	Amount paid for wages for farm labor during 1879, including value of board.	Weeks hired labor in 1879 upon farm (and dairy) excluding house-work.	Estimated value of all farm productions (sold, consumed, or on hand) for 1879.	Mown.	Not Mown.	Hay.	Clover Seed.	Grass Seed.	Horses of all ages on hand June 1, 1880.	Mules and Asses, all ages, on hand June 1, 1880.
				No.	No.	No.	No.	Dollars.	Dollars.	Dollars.	Dollars.	Dollars.	Dollars.	No.	Dollars.	Acres.	Acres.	Tons.	Bushels.	Bushels.	No.	No.
1	2	3	4	5	6	7	8	9	10	11	12	13	14	15	16	17	18	19	20	21	22	23
1 Linville Thos	/			30	30	150		8200	50	1000					700	10		12			6	7
2 Straub C			/	35	10	35		800	20	200					150						2	
3 McVeigh Harriet	/			75	15	40		1800	20	300					400							
4 Yates Lewis G.		/		35	80	80		2500		150					150						3	1
5 Brody Thos	/			80	50	40		2500		200					100						2	
6 Rose H. H.	/			4	5	10		200	10	150	350		20	4	50						3	
7 June 9 Artiman A.		/		75				750	25	400					800							
8 Baker John	/			100	150	80		3500	100	400			75		450	10		15			4	3
9 Barnett J. B.		/		40	4	40		600		200					150						2	1
10																						

NEAT CATTLE AND THEIR PRODUCTS.											SHEEP.										SWINE.	POULTRY ON HAND JUNE 1ST, 1880, EXCLUSIVE OF SPRING HATCHING.		EGGS PRODUCED IN 1879.
ON HAND JUNE 1, 1880.			MOVEMENT, 1879.									MOVEMENT, 1879.							CLIP, SPRING 1880, SHORN AND TO BE SHORN.					
			Calves dropped.	Cattle of all ages				Milk sold, or sent to but. and cheese factories in 1879.	Butter made on the farm in 1879.	Cheese made on the farm in 1879.			Sheep and lambs									On hand June 1, 1880.		
Working oxen.	Milch cows.	Other.		Purchased.	Sold living.	Slaughtered.	Died, strayed, and stolen, and not recovered.				On hand June 1, 1880.	Lambs dropped.	Purchased.	Sold living.	Slaughtered.	Killed by dogs.	Died of disease.	Died of stress of weather.	Fleeces.	Weight.		Barn-yard.	Other.	
No.	No.	No.	No.	No.	No.	No.	No.	Gallons.	Lbs.	Lbs.	No.	No.	No.	No.	No.	No.	No.	No.	No.	Lbs.	No.	No.	No.	Doz.
24	25	26	27	28	29	30	31	32	33	34	35	36	37	38	39	40	41	42	43	44	45	46	47	48
1	4	30	7						156												35	60	5	208
2	1		1																		1	28	8	52
3	2	1	2						52												5	30	4	104
4	2		1						48												6	18		80
5	1		1						50												40	50		100
6	2		1						25												30	42	8	208
7	1																				22	50		52
8	6	1	4		1				104		50	30		12		12	13		50	200	25	30	11	104
9	2	3							52		14					1			13	46	11	25	5	50
10																								

CEREALS.												PULSE.		FIBER.						SUGAR.							BROOM CORN. 1879.	
BARLEY. 1879.		BUCKWHEAT. 1879.		INDIAN CORN. 1879.		OATS. 1879.		RYE. 1879.		WHEAT. 1879.				FLAX—1879.				HEMP.		SORGHUM—1879.			MAPLE—1879.					
Area.	Crop.	Area.	Crop.	Area.	Crop.	Area.	Crop.	Area.	Crop.	Area.	Crop.	Canada Peas. (Dry.) in 1879.	Beans. (Dry.) in 1879.	Area in Crop.	Seed.	Straw.	Fiber.			Area in Crop.	Sugar.	Molasses.	Sugar.	Molasses.				
Acres.	Bush.	Acres.	Bush.	Acres.	Bush.	Acres.	Bush.	Acres.	Bush.	Acres.	Bush.	Bush.	Bush.	Acres.	Bush.	Tons.	Lbs.	Acs.	Tns.	Acres.	Lbs.	Galls.	Lbs.	Galls.	Acs.	Lbs.		
49	50	51	52	53	54	55	56	57	58	59	60	61	62	63	64	65	66	67	68	69	70	71	72	73	74	75		
1																												
2				35	1200															1/4		13						
3				25	600															1/4		20						
4				35	1250															1/4		35						
5				40	1200	10	175													1/8		35						
6				30	1250															1/2		40						
7				30	1500																							
8				40	2000	20	350			10	80																	
9				25	500															1/2		50						
10																				1/4		20						

HOPS. 1879.		POTATOES, (Irish.) 1879.		POTATOES, (Sweet.) 1879.		TOBACCO. 1879.		ORCHARDS—1879.						NURSERIES.		VINEYARDS.			MARKET GARDENS.	BEES—1879.		FOREST PRODUCTS.	
								APPLE.			PEACH.												
Area.	Crop.	Area.	Crop.	Area.	Crop.	Area.	Crop.	Acres.	Bearing trees.	Bushels. 1879.	Acres.	Bearing trees.	Bushels. 1879.	Total value of orchard products of all kinds sold or consumed.	Acres.	Value of produce sold in 1879.	Acres.	Grapes sold in 1879.	Wine made in 1879.	Value of produce sold in 1879.	Honey.	Wax.	Amount of wood cut in 1879.	Value of all forest products sold or consumed in 1879.
Acres.	Lbs.	Acres.	Bush.	Acres.	Bush.	Acres.	Lbs.	No.	No.	No.	No.	No.	No.	Dollars.	No.	Dollars.	No.	Lbs.	Galls.	Dollars.	Lbs.	Lbs.	Cords.	Dollars.
76	77	78	79	80	81	82	83	84	85	86	87	88	89	90	91	92	93	94	95	96	97	98	99	100
1		1/4	20					4	266	60	1/2	100												
2									12			10												
3																								10
4																								
5		1/4	20											100										
6																								
7		1/2	40																					
8		—	5	1/8	8			3	345	175	1/2	50									40	10		
9																								
10																								

D.

[7—306.]

Page No. 12
Supervisor's Dist: No. 7
Enumeration Dist: No. 129

NOTE A.—The light dotted perpendicular lines, which divide the spaces intended for numbers on this Schedule, are intended to separate the units, tens, &c., from each other, and the Enumerator should be careful that the figures are written within the small spaces so formed, thus: 7 4, the units in the right-hand small spaces. 4 2 1 3 9

NOTE B.—Make an affirmative entry by a slanting line (thus /) in one of the three columns 2, 3, and 4, according as the fact is in the case of each farm—in column 2, if the occupier is the owner of the farm; in column 3, if he is the tenant at a fixed money rental; in column 4, if he conducts it for a share of the product.

NOTE C.—Enumerators will observe that there are 100 questions relating to each farm, which are arranged in four successive divisions of each schedule page.

SCHEDULE 2.—Productions of Agriculture in 129 in the County of Ray, State of Missouri

enumerated by me on the 9th day of June, 1880. John H Dunn, *Enumerator.*

OF THE PERSON WHO CONDUCTS THIS FARM.				ACRES OF LAND.				FARM VALUES.			FENCES.		LABOR.			GRASS LANDS.						
	TENURE.			IMPROVED.		UNIMPROVED.										ACREAGE 1879.		PRODUCTS HARVESTED IN 1879.				
THE NAME.	Owner.	Rents for fixed money rental.	Rents for shares of products.	Tilled, including fallow and grass in rotation, (whether pasture or meadow.)	Permanent meadows, permanent pastures, orchards, vineyards.	Woodland and forest.	Other unimproved, including "old fields" not growing wood.	Of farm, including land, fences, and buildings.	Of farming implements and machinery.	Of Live Stock.	Cost of building and repairing in 1879.	Cost of fertilizers purchased in 1879.	Amount paid for wages for farm labor during 1879, including value of board.	Weeks hired labor in 1879 upon farm (and dairy) excluding house-work.	Estimated value of all farm productions (sold, consumed, or on hand) for 1879.	Mown.	Not Mown.	Hay.	Clover Seed.	Grass Seed.	Horses of all ages on hand June 1, 1880.	Mules and Asses, all ages, on hand June 1, 1880.
				No.	No.	No.	No.	Dollars.	Dollars.	Dollars.	Dollars.	Dollars.	Dollars.	No.	Dollars.	Acres.	Acres.	Tons.	Bushels.	Bushels.	No.	No.
1	2	3	4	5	6	7	8	9	10	11	12	13	14	15	16	17	18	19	20	21	22	23
1	Clark Geo. W.	/		35	6	40		300	5	150	40		10		200	6		4			3	
2	Clark W		/	15	6	24		250	5	100					75	6		4			2	
3	Clark J. M.	/		18	22			300	5	20					100							
4	Pinckard J. W.	/		40	10	5		600		300					500						2	2
5	Tunnell Jas. F.	/		33	7	40		700	3	400					200						3	
6	Glover D. S.		/	40				400	10	300					250						3	1
7	Petty Jas	/		60	20			800	25	600					350						3	2
8	Gilcrhs Thos		/	40	5	35		600	10	300					75						3	2
9	Rogers A B	/		15	3			200		25					30						1	
10	Whitehead A. D.	/		70	108			1000	13	200	30				500	13		10			2	

NEAT CATTLE AND THEIR PRODUCTS.											SHEEP.									SWINE.	POULTRY ON HAND JUNE 1st, 1880, EXCLUSIVE OF SPRING HATCHING.		
ON HAND JUNE 1, 1880.			MOVEMENT, 1879.									MOVEMENT, 1879.							CLIP, SPRING 1880, SHORN AND TO BE SHORN.					
				Cattle of all ages								Sheep and lambs											
Working oxen.	Milch cows.	Other.	Calves dropped.	Purchased.	Sold living.	Slaughtered.	Died, strayed, and stolen, and not recovered.	Milk sold, or sent to butter and cheese factories in 1879.	Butter made on the farm in 1879.	Cheese made on the farm in 1879.	On hand June 1, 1880.	Lambs dropped.	Purchased.	Sold living.	Slaughtered.	Killed by dogs.	Died of disease.	Died of stress of weather.	Fleeces.	Weight.	On hand June 1, 1880.	Barn-yard.	Other.	Eggs produced in 1879.
No.	No.	No.	No.	No.	No.	No.	No.	Gallons.	Lbs.	Lbs.	No.	No.	No.	No.	No.	No.	No	No.	No.	Lbs.	No.	No.	No.	Doz.
24	25	26	27	28	29	30	31	32	33	34	35	36	37	38	39	40	41	42	43	44	45	46	47	48
	3	5	3		4				32												30	30	6	52
	1				1				25												8	25	4	52
	3	1							50		3	2							3	21	5	24	5	50
	3	1							75		3	2				1			3	21	30	20		208
	2	1							50												10	25		200
	3	3	2						208		13	2							13	65	30	35	15	30
	2	23	1						25												14	40		250
	2		2																		20	12		30
																					2	12		30
	4	3	1						200		43	20		3	2		10		43	172	30	45	30	96

CEREALS.												PULSE.		FIBER.						SUGAR.					BROOM CORN. 1879.	
BARLEY. 1879.		BUCKWHEAT. 1879.		INDIAN CORN. 1879.		OATS. 1879.		RYE. 1879.		WHEAT. 1879.				FLAX—1879.				HEMP.		SORGHUM—1879.			MAPLE—1879.			
Area.	Crop.	Area.	Crop.	Area.	Crop.	Area.	Crop.	Area.	Crop.	Area.	Crop.	Canada Peas, (Dry), in 1879.	Beans, (Dry.) in 1879.	Area in Crop.	Seed.	Straw.	Fiber.			Area in Crop.	Sugar.	Molasses.	Sugar.	Molasses.		
Acres.	Bush.	Acres.	Bush.	Acres.	Bush.	Acres.	Bush.	Acres.	Bush.	Acres.	Bush.	Bush.	Bush.	Acres.	Bush.	Tons.	Lbs.	Acs.	Tns.	Acres.	Lbs.	Galls.	Lbs.	Galls.	Acs.	Lbs.
49	50	51	52	53	54	55	56	57	58	59	60	61	62	63	64	65	66	67	68	69	70	71	72	73	74	75
				30	1800															1/2		60				
				10	300															1/4		40				
				16	500																					
				50	2000	6	30													1/4		60				
				35	1000	5	70													1/4		20				
				35	1000	10	200													1/8		19				
				30	1000					10	75															
				30	1000																					
				12	375															1		75				
				50	1500	10	100			5	30									2		90				

HOPS. 1879.		POTATOES, (Irish.) 1879.		POTATOES, (Sweet.) 1879.		TOBACCO. 1879.		ORCHARDS—1879.						Total value of orchard products of all kinds sold or consumed.	NURSERIES.		VINEYARDS.			MARKET GARDENS.	BEES—1879.		FOREST PRODUCTS.	
								APPLE.			PEACH.													
Area.	Crop.	Area.	Crop.	Area.	Crop.	Area.	Crop.	Acres.	Bearing trees.	Bushels. 1879.	Acres.	Bearing trees.	Bushels. 1879.		Acres.	Value of produce sold in 1879.	Acres.	Grapes sold in 1879.	Wine made in 1879.	Value of produce sold in 1879.	Honey.	Wax.	Amount of wood cut in 1879.	Value of all forest products sold or consumed in 1879.
Acres.	Lbs.	Acres.	Bush.	Acres.	Bush.	Acres.	Lbs.	No.	No.	No.	No.	No.	No.	Dollars.	No.	Dollars.	No.	Lbs.	Galls.	Dollars.	Lbs.	Lbs.	Cords.	Dollars.
76	77	78	79	80	81	82	83	84	85	86	87	88	89	90	91	92	93	94	95	96	97	98	99	100
		1/4	12	1/4	14			1	12	20		20												5
		1/8	10		6						1/2													3
								1	35	100		20		300										
								1/2	15															
								1	40	20	1/2	25												
		1	75					1	45	25														
		1/4	25					2	125	300	2	400												

[7–306.]

Received July 30, 1880.

A.

Page No. 13
Supervisor's Dist: No. 7
Enumeration Dist: No. 129

NOTE A.—The light dotted perpendicular lines, which divide the spaces intended for numbers on this Schedule, are intended to separate the units, tens, &c., from each other, and the Enumerator should be careful that the figures are written within the small spaces so formed, thus: | 7 | 4 | the units in the right-hand small spaces.

NOTE B.—Make an affirmative entry by a slanting line (thus /) in one of the three columns 2, 3, and 4, according as the fact is in the case of each farm—in column 2, if the occupier is the owner of the farm; in column 3, if he is the tenant at a fixed money rental; in column 4, if he conducts it for a share of the product.

NOTE C.—Enumerators will observe that there are 100 questions relating to each farm, which are arranged in four successive divisions of each schedule page.

SCHEDULE 2.—Productions of Agriculture in 129 in the County of Ray, State of Missouri

enumerated by me on the 19th day of June, 1880. John H. Dunn, *Enumerator.*

OF THE PERSON WHO CONDUCTS THIS FARM.				ACRES OF LAND.				FARM VALUES.			TIMBER.		LABOR.			GRASS LANDS.						
	TENURE.			IMPROVED.		UNIMPROVED.										ACREAGE 1879.		PRODUCTS HARVESTED IN 1879.				
THE NAME.	Owner.	Rents for fixed money rental.	Rents for shares of products.	Tilled, including fallow and grass in rotation, (whether pasture or meadow.)	Permanent meadows, permanent pastures, orchards, vineyards.	Woodland and forest.	Other unimproved, including "old fields" not growing wood.	Of farm, including land, fences, and buildings.	Of farming implements and machinery.	Of Live Stock.	Cost of building and repairing in 1879.	Cost of fertilizers purchased in 1879.	Amount paid for wages for farm labor during 1879, including value of board.	Wages hired labor in 1879 upon farm (and dairy) excluding house-work.	Estimated value of all farm productions (sold, consumed, or on hand) for 1879.	Mown.	Not Mown.	Hay.	Clover Seed.	Grass Seed.	Horses of all ages on hand June 1, 1880.	Mules and Asses, all ages, on hand June 1, 1880.
				No.	No.	No.	No.	Dollars.	Dollars.	Dollars.	Dollars.	Dollars.	Dollars.	No.	Dollars.	Acres.	Acres.	Tons.	Bushels.	Bushels.	No.	No.
1	2	3	4	5	6	7	8	9	10	11	12	13	14	15	16	17	18	19	20	21	22	23
1 Milstead John	/			30	40	15		1000	20	800			35	10	350	15		20			4	2
2 Jackson Isaac			/	40	14			1600	20	300					200	4		2			2	1
3 Vanderpool L. C.	/			50	12	80		1370	50	200					150	12		6			4	1
4 Petty Wm		/		25				300	10	250					200						4	1
5 Simpson S. A.	/			46				1300	20	300					300						4	
6 Taylor D. S.	/			65	105	55		2500	150	1200					700	40		35			6	2
7 Mateer J. Ba.	/			30	15			450	5	300					100						3	
8 Harper ~~X~~	/			40	20	40		1840	40	1800					900						6	2
9 Burgess Wm R.	/			50	30			1000	40	500	300		150	20	250						2	8
10 Petty A. M.		/		35	5	20		600	20	300					439						3	

NEAT CATTLE AND THEIR PRODUCTS.											SHEEP.									SWINE.	POULTRY ON HAND JUNE 1ST, 1880, EXCLUSIVE OF SPRING HATCHING.		EGGS PRODUCED IN 1879.
ON HAND JUNE 1, 1880.			MOVEMENT, 1879.									MOVEMENT, 1879.						CLIP, SPRING 1880, SHORN AND TO BE SHORN.					
				Cattle of all ages								Sheep and lambs											
Working oxen.	Milch cows.	Other.	Calves dropped.	Purchased.	Sold living.	Slaughtered.	Died, strayed, and stolen, and not accounted for.	Milk sold, or sent to butter and cheese factories in 1879.	Butter made on the farm in 1879.	Cheese made on the farm in 1879.	On hand June 1, 1880.	Lambs dropped.	Purchased.	Sold living.	Slaughtered.	Killed by dogs.	Died of disease.	Died of stress of weather.	Fleeces.	Weight.	On hand June 1, 1880.	Barn-yard.	Other.	
No.	No.	No.	No.	No.	No.	No.	No.	Gallons.	Lbs.	Lbs.	No.	No.	No.	No.	No.	No.	No.	No.	No.	Lbs.	No.	No.	No.	Doz.
24	25	26	27	28	29	30	31	32	33	34	35	36	37	38	39	40	41	42	43	44	45	46	47	48
1	1 16	1	16	8																			
2	2	1							52												20			
3	2	2							40												30	25	2	75
4	1	2							32												30	12		32
5	4 12	3																			10	24		52
6	4 30	3							52												26			
7	2 2	1							52												25	18		52
8	10	4							100												10	50	9	104
9											3	1									23	60	33	260
10	3	2							52										3	15	2	5		20
																					7	24		52

CEREALS.												PULSE.		FIBER.						SUGAR.						BROOM CORN.	
BARLEY. 1879.		BUCKWHEAT. 1879.		INDIAN CORN. 1879.		OATS. 1879.		RYE. 1879.		WHEAT. 1879.		Canada Peas. (Dry.) in 1879.	Beans. (Dry.) in 1879.	FLAX—1879.			HEMP.			SORGHUM—1879.			MAPLE—1879.			1879.	
Area.	Crop.	Area.	Crop.	Area.	Crop.	Area.	Crop.	Area.	Crop.	Area.	Crop.			Area in Crop.	Seed.	Straw.	Fiber.			Area in Crop.	Sugar.	Molasses.	Sugar.	Molasses.			
Acres.	Bush.	Acres.	Bush.	Acres.	Bush.	Acres.	Bush.	Acres.	Bush.	Acres.	Bush.	Bush.	Bush.	Acres.	Bush.	Tons.	Lbs.	Acres.	Tons.	Acres.	Lbs.	Galls.	Lbs.	Galls.	Acs.	Lbs.
49	50	51	52	53	54	55	56	57	58	59	60	61	62	63	64	65	66	67	68	69	70	71	72	73	74	75
1				25	1000	10	200																			
2				37	1300	4	70			5	20									1/4		30				
3				25	600															1/4		30			1/8	10
4				18	600					5	40									1/4		40			1/8	10
5				40	1500					6	40									1/4		15			1/8	10
6				40	2000	5	150			5	50															
7				15	800															1/2		35			1/8	12
8				30	1500					10	50									1/2		30			1/4	25
9				25	850	10	200													4		380				
10				35	1600	3	70													1/6		20				

HOPS. 1879.		POTATOES, (Irish.) 1879.		POTATOES, (Sweet.) 1879.		TOBACCO. 1879.		ORCHARDS—1879.						NURSERIES.		VINEYARDS.			MARKET GARDENS.	BEES—1879.		FOREST PRODUCTS.	
								APPLE.			PEACH.												
Area.	Crop.	Area.	Crop.	Area.	Crop.	Area.	Crop.	Acres.	Bearing trees.	Bushels. 1879.	Acres.	Bearing trees.	Bushels. 1879.	Total value of orchard products of all kinds sold or consumed.	Acres.	Value of produce sold in 1879.	Acres.	Grapes sold in 1879.	Wine made in 1879.	Value of produce sold in 1879.	Honey.	Wax.	Amount of wood cut in 1879.	Value of all forest products sold or consumed in 1879.
Acres.	Lbs.	Acres.	Bush.	Acres.	Bush.	Acres.	Lbs.	No.	No.	No.	No.	No.	No.	Dollars.	No.	Dollars.	No.	Lbs.	Gallons.	Dollars.	Lbs.	Lbs.	Cords.	Dollars.
76	77	78	79	80	81	82	83	84	85	86	87	88	89	90	91	92	93	94	95	96	97	98	99	100
1																								
2		1/8	15																					
3		1/8	10					3	100	30														
4		1/8	10																		20			115
5		1/8	5					1/2	20															
6		1/8	10					1	50	25	1	100		100										
7		1/4	20			1/4	10																	
8		1/8	25	1/8	25	1/4	100	3	60	150	1/2	200												
9								1			1/2	50												10
10																								

J. S.

B.

[7–306.]

Page No. 14
Supervisor's Dist: No. 2
Enumeration Dist: No. 129

NOTE A.—The light dotted perpendicular lines, which divide the spaces intended for numbers on this Schedule, are intended to separate the units, tens, &c., from each other, and the Enumerator should be careful that the figures are written within the small spaces so formed, thus: | 7 | 4 |, the units | 4 | 2 | 1 | in the right-hand small spaces. | 3 | 9 |

NOTE B.—Make an affirmative entry by a slanting line (thus /) in one of the three columns 2, 3, and 4, according as the fact is in the case of each farm—in column 2, if the occupier is the owner of the farm; in column 3, if he is the tenant at a fixed money rental; in column 4, if he conducts it for a share of the product.

NOTE C.—Enumerators will observe that there are 100 questions relating to each farm, which are arranged in four successive divisions of each schedule page.

SCHEDULE 2.—Productions of Agriculture in 129 in the County of Ray, State of Missouri

enumerated by me on the 10th day of June, 1880. John H Dunn, *Enumerator.*

OF THE PERSON WHO CONDUCTS THIS FARM.				ACRES OF LAND.				FARM VALUES.			FENCES.		LABOR.			GRASS LANDS.						
	TENURE.			IMPROVED.		UNIMPROVED.										ACREAGE 1879.		PRODUCTS HARVESTED IN 1879.				
THE NAME.	Owner.	Rents for fixed money rental.	Rents for shares of products.	Tilled, including fallow and grass in rotation, (whether pasture or meadow.)	Permanent meadows, permanent pastures, orchards, vineyards.	Woodland and forest.	Other unimproved, including "old fields" not growing wood.	Of farm, including land, fences, and buildings.	Of farming implements and machinery.	Of Live Stock.	Cost of building and repairing in 1879.	Cost of fertilizers purchased in 1879.	Amount paid for wages for farm labor during 1879, including value of board.	Weeks hired labor in 1879 upon farm (and dairy) excluding house-work.	Estimated value of all farm productions (sold, consumed, or on hand) for 1879.	Mown.	Not Mown.	Hay.	Clover Seed.	Grass Seed.	Horses of all ages on hand June 1, 1880.	Mules and Asses, all ages, on hand June 1, 1880.
				No.	No.	No.	No.	Dollars.	Dollars.	Dollars.	Dollars.	Dollars.	Dollars.	No.	Dollars.	Acres.	Acres.	Tons.	Bushels.	Bushels.	No.	No.
1	2	3	4	5	6	7	8	9	10	11	12	13	14	15	16	17	18	19	20	21	22	23
1 Lourtle Andrews	/			50	16			900	20	350			50		250						6	2
2 McCullough C	/			20		20		500	50	100					150						4	2
3 Poole Jno	/			40	30			1300	60	650					350						4	2
4 Jarrett P	/			40	10			1200	15	450					400	12		12			4	
5 Bundie S	/			120	10			2500	50	350					200						4	
6 Cretary Jno	/			40		10		300		180					150						2	1
7 Chapman C	/			40				400	10	300					200						3	
8 Cook Eli	/			40				500	25	200					300						3	
9 Kelsel Wm	/			100	60	80		4000	100	1500	1000		200	90	1000	40	25	40			6	6
10 J. P Tice			/	40	30			450	30	250					300						3	1

NEAT CATTLE AND THEIR PRODUCTS.											SHEEP.										SWINE.	POULTRY ON HAND JUNE 1ST, 1880, EXCLUSIVE OF SPRING HATCHING.		EGGS PRODUCED IN 1879.
ON HAND JUNE 1, 1880.			MOVEMENT, 1879.								ON HAND JUNE 1, 1880.		MOVEMENT, 1879.						CLIP, SPRING 1880, SHORN AND TO BE SHORN.		ON HAND JUNE 1, 1880.			
			Cattle of all ages										Sheep and lambs											
Working oxen.	Milch cows.	Other.	Calves dropped.	Purchased.	Sold living.	Slaughtered.	Died, strayed, and stolen, and not recovered.	Milk sold, or sent to butter and cheese factories in 1879.	Butter made on the farm in 1879.	Cheese made on the farm in 1879.	On hand June 1, 1880.	Lambs dropped.	Purchased.	Sold living.	Slaughtered.	Killed by dogs.	Died of disease.	Died of stress of weather.	Fleeces.	Weight.	On hand June 1, 1880.	Barn-yard.	Other.	
No.	No.	No.	No.	No.	No.	No.	No.	Gallons.	Lbs.	Lbs.	No.	No.	No.	No.	No.	No.	No.	No.	No.	Lbs.	No.	No.	No.	Doz.
24	25	26	27	28	29	30	31	32	33	34	35	36	37	38	39	40	41	42	43	44	45	46	47	48
1	2		1								8	2							8	30	13	24		50
2	5		1																3	15	11	14		30
3	5		2						82		13	13							13	80	20			56
4	2	6	1						32												8	40	3	64
5	4	6	2						104												22	20		156
6	2		2																		3			
7	2		2																			12	4	80
8	1		1																		17	32		32
9	5	28	7	30	80				200												14	60	3	100
10	1	2	1						50												18	20		60

CEREALS.												PULSE.		FIBER.						SUGAR.						BROOM CORN. 1879.	
BARLEY. 1879.		BUCKWHEAT. 1879.		INDIAN CORN. 1879.		OATS. 1879.		RYE. 1879.		WHEAT. 1879.				FLAX—1879.				HEMP.		SORGHUM—1879.			MAPLE—1879.				
Area.	Crop.	Area.	Crop.	Area.	Crop.	Area.	Crop.	Area.	Crop.	Area.	Crop.	Canada Peas, (Dry.) in 1879.	Beans, (Dry.) in 1879.	Area in Crop.	Seed.	Straw.	Fiber.			Area in Crop.	Sugar.	Molasses.	Sugar.	Molasses.			
Acres.	Bush.	Acres.	Bush.	Acres.	Bush.	Acres.	Bush.	Acres.	Bush.	Acres.	Bush.	Bush.	Bush.	Acres.	Bush.	Tons.	Lbs.	Acs.	Tns.	Acres.	Lbs.	Galls.	Lbs.	Galls.	Acs.	Lbs.
49	50	51	52	53	54	55	56	57	58	59	60	61	62	63	64	65	66	67	68	69	70	71	72	73	74	75
				35	1500	5	150			4	35									1/4		40				
				15	300	6	120													1/2		50				
				50	1200	10	200			1	40									1/2		10				
				30	1000	6	150													1/2		10			30	15
				13	500	5	100			8	80															
				15	600																					
				20	500																					
				40	1000																					
				100	5100																					
				40	1000																					

HOPS. 1879.		POTATOES, (Irish.) 1879.		POTATOES, (Sweet.) 1879.		TOBACCO. 1879.		ORCHARDS—1879.						NURSERIES.		VINEYARDS.			MARKET GARDENS.	BEES—1879.		FOREST PRODUCTS.	
								APPLE.			PEACH.												
Area.	Crop.	Area.	Crop.	Area.	Crop.	Area.	Crop.	Acres.	Bearing trees.	Bushels. 1879.	Acres.	Bearing trees.	Bushels. 1879.	Total value of orchard products of all kinds sold or consumed.	Acres.	Value of produce sold in 1879.	Acres.	Grapes sold in 1879.	Wine made in 1879.	Value of produce sold in 1879.	Honey.	Wax.	Amount of wood cut in 1879.	Value of all forest products sold or consumed in 1879.
Acres.	Lbs.	Acres.	Bush.	Acres.	Bush.	Acres.	Lbs.	No.	No.	No.	No.	No.	No.	Dollars.	No.	Dollars.	No.	Lbs.	Galls.	Dollars.	Lbs.	Lbs.	Cords.	Dollars.
76	77	78	79	80	81	82	83	84	85	86	87	88	89	90	91	92	93	94	95	96	97	98	99	100
		1/8	5					1/2	15															
		1/2	5					1	20	10														
		1/8	3					1	100	130	1/2	25												
		1/8	1					1	15	25														
		1/8	1					1	4					100										
								1/2																
		1/4	2																					
		1/2	10					3	200	80														
		1/2	10																					

[7–306.]

Received July 30, 1880. C.

Page No. 15
Supervisor's Dist: No. 7
Enumeration Dist: No. 129

NOTE A.—The light dotted perpendicular lines, which divide the spaces intended for numbers on this Schedule, are intended to separate the units, tens, &c., from each other, and the Enumerator should be careful that the figures are written within the small spaces so formed, thus: 7 4, the units 4 2 1 3 9, in the right-hand small spaces.

NOTE B.—Make an affirmative entry by a slanting line (thus /) in one of the three columns 2, 3, and 4, according as the fact is in the case of each farm—in column 2, if the occupier is the owner of the farm; in column 3, if he is the tenant at a fixed money rental; in column 4, if he conducts it for a share of the product.

NOTE C.—Enumerators will observe that there are 100 questions relating to each farm, which are arranged in four successive divisions of each schedule page.

SCHEDULE 2.—Productions of Agriculture in 129 in the County of Ray, State of Missouri

enumerated by me on the 11th day of June, 1880. John H. Dunn, *Enumerator.*

OF THE PERSON WHO CONDUCTS THIS FARM.				ACRES OF LAND.				FARM VALUES.			FENCES.		LABOR.			GRASS LANDS.						
	TENURE.			IMPROVED.		UNIMPROVED.										ACREAGE 1879.		PRODUCTS HARVESTED IN 1879.				
THE NAME.	Owner.	Rents for fixed money rental.	Rents for shares of products.	Tilled, including fallow and grass in rotation, (whether pasture or meadow.)	Permanent meadows, permanent pastures, orchards, vineyards.	Woodland and forest.	Other unimproved, including "old fields" not growing wood.	Of farm, including land, fences, and buildings.	Of farming implements and machinery.	Of Live Stock.	Cost of building and repairing in 1879.	Cost of fertilizers purchased in 1879.	Amount paid for wages for farm labor during 1879, including value of board.	Weeks hired labor in 1879 upon farm (and dairy) excluding house-work.	Estimated value of all farm productions (sold, consumed, or on hand) for 1879.	Mown.	Not Mown.	Hay.	Clover Seed.	Grass Seed.	Horses of all ages on hand June 1, 1880.	Mules and Asses, all ages, on hand June 1, 1880.
				No.	No.	No.	No.	Dollars.	Dollars.	Dollars.	Dollars.	Dollars.	Dollars.	No.	Dollars.	Acres.	Acres.	Tons.	Bushels.	Bushels.	No.	No.
1	2	3	4	5	6	7	8	9	10	11	12	13	14	15	16	17	18	19	20	21	22	23
1 Bennett J. A.			1	30				500	10	150					150							
2 Stoutimore A. C.	1			120	80	30		1200		200					450						3	
3 Stover F.	1		1	80	50			1000	10	100					100	30	20	50			1	
4 Clark Catherine	1			40	15	10		300	8	200					200						1	2
5 Smither M.	1			40	20			1000	25	200					200						1	1
6 Milstead Jas. F.	1			40	30			2300	30	700					400	10	25	10			2	1
7 Miller J. C. A.			1	60	70			2800	30	125					350	30	20	65			1	1
8 Stone M. A.	1			240	160			6000	160	4000	100		100	20	1500	20	140	25			4	2
9 Hayden J. D.	1			70	70	10		3000	200	1000					700	30	40	30			3	1
10 Estun J. H.	1			80				1600	20	150					250						2	1

NEAT CATTLE AND THEIR PRODUCTS.											SHEEP.										SWINE.	POULTRY ON HAND JUNE 1ST, 1880, EXCLUSIVE OF SPRING HATCHING.		EGGS PRODUCED IN 1879.
ON HAND JUNE 1, 1880.			MOVEMENT, 1879.								ON HAND JUNE 1, 1880.	MOVEMENT, 1879.							CLIP, SPRING 1880, SHORN AND TO BE SHORN.		ON HAND JUNE 1, 1880.			
			Cattle of all ages									Lambs dropped.	Sheep and lambs						Fleeces.	Weight.				
Working oxen.	Milch cows.	Other.	Calves dropped.	Purchased.	Sold living.	Slaughtered.	Died, strayed, and stolen, and not recovered.	Milk sold, or sent to butter and cheese factories in 1879.	Butter made on the farm in 1879.	Cheese made on this farm in 1879.			Purchased.	Sold living.	Slaughtered.	Killed by dogs.	Died of disease.	Died of stress of weather.				Barnyard.	Other.	
No.	No.	No.	No.	No.	No.	No.	No.	Gallons.	Lbs.	Lbs.	No.	No.	No.	No.	No.	No.	No.	No.	No.	Lbs.	No.	No.	No.	Doz.
24	25	26	27	28	29	30	31	32	33	34	35	36	37	38	39	40	41	42	43	44	45	46	47	48
1 2			1																			30		80
2 2			1																		14	100		300
3 2			2																		1	24		100
4 4	4		1						104												22	50		104
5 2	1		2		2				104		35										23	25		250
6 3	20								28								3		35	140	33	24		104
7 2	8		1						160												18			
8 3	45		3						150												100	60		100
9 6	1		3						50												28	80		52
10 3			1																		12	25		50

CEREALS.										PULSE.		FIBER.						SUGAR.					BROOM CORN.	
BARLEY. 1879.		BUCKWHEAT. 1879.		INDIAN CORN. 1879.		OATS. 1879.		RYE. 1879.		WHEAT. 1879.		FLAX—1879.				HEMP.		SORGHUM—1879.		MAPLE—1879.				
Area.	Crop.	Area.	Crop.	Area.	Crop.	Area.	Crop.	Area.	Crop.	Area.	Crop.	Canada Peas, Dec. 31, 1879.	Beans, (Dry,) in 1879.	Area in Crop.	Seed.	Straw.	Fiber.	Area in Crop.	Sugar.	Molasses.	Sugar.	Molasses.	1879.	
Acres.	Bush.	Acres.	Bush.	Acres.	Bush.	Acres.	Bush.	Acres.	Bush.	Acres.	Bush.	Bush.	Bush.	Acres.	Bush.	Tons.	Lbs.	Acres.	Lbs.	Galls.	Lbs.	Galls.	Acs.	Lbs.
49	50	51	52	53	54	55	56	57	58	59	60	61	62	63	64	65	66	67	68	69	70	71	72	73	74	75
1				30	1000																			
2				30	1000																			
3				80	3000																			
4				30	1000																			
5				70	2000	8	160																	
6				40	1600	5	80																	
7				40	1600	15	120			13	240													
8				240	12000					10	40													
9				75	3500																			
10				40	2000																			

HOPS. 1879.		POTATOES, (Irish.) 1879.		POTATOES, (Sweet.) 1879.		TOBACCO. 1879.		ORCHARDS—1879.					NURSERIES.		VINEYARDS.			MARKET GARDENS.	BEES—1879.		FOREST PRODUCTS.	
								APPLE.			PEACH.											
Area.	Crop.	Area.	Crop.	Area.	Crop.	Area.	Crop.	Acres.	Bearing trees.	Bushels. 1879.	Acres.	Bearing trees.	Bushels. 1879.	Total value of orchard products of all kinds sold or consumed.	Acres.	Value of produce sold in 1879.	Acres.	Grapes sold in 1879.	Wine made in 1879.	Value of produce sold in 1879.	Honey.	Wax.	Amount of wood cut in 1879.	Value of all forest products sold or consumed in 1879.
Acres.	Lbs.	Acres.	Bush.	Acres.	Bush.	Acres.	Lbs.	No.	No.	No.	No.	No.	No.	Dollars.	No.	Dollars.	No.	Lbs.	Galls.	Dollars.	Lbs.	Lbs.	Cords.	Dollars.
76	77	78	79	80	81	82	83	84	85	86	87	88	89	90	91	92	93	94	95	96	97	98	99	100
																								60
								1	30															
		1/2	20					1	50	25	1	100												
		1/2	10					1	20	25	1/2	50		175										20
		1/2	10					3	100	300	1	35												20
		1	50					1/2	40															25
		1/8	5																					25
																								10

8

D.

[7—306.]

Page No. 16
Supervisor's Dist: No. 7
Enumeration Dist: No. 129

NOTE A.—The light dotted perpendicular lines, which divide the spaces intended for numbers on this Schedule, are intended to separate the units, tens, &c., from each other, and the Enumerator should be careful that the figures are written within the small spaces so formed, thus: | 7 | 4 |, the units in the right-hand small spaces. | 4 | 2 | 1 | | 3 | 9 |

NOTE B.—Make an affirmative entry by a slanting line (thus /) in one of the three columns 2, 3, and 4, according as the fact is in the case of each farm—in column 2, if the occupier is the owner of the farm; in column 3, if he is the tenant at a fixed money rental; in column 4, if he conducts it for a share of the product.

NOTE C.—Enumerators will observe that there are 100 questions relating to each farm, which are arranged in four successive divisions of each schedule page.

SCHEDULE 2.—Productions of Agriculture in 129 in the County of Ray, State of Missouri

enumerated by me on the 11th day of June, 1880. John H Dunn, *Enumerator.*

OF THE PERSON WHO CONDUCTS THIS FARM.				ACRES OF LAND.				FARM VALUES.			FENCES.		LABOR.			GRASS LANDS.						
	TENURE.			IMPROVED.		UNIMPROVED.										ACREAGE 1879.		PRODUCTS HARVESTED IN 1879.				
THE NAME.	Owner.	Rents for fixed money rental.	Rents for shares of products.	Tilled, including fallow and grass in rotation, (whether pasture or meadow.)	Permanent meadows, permanent pastures, orchards, vineyards.	Woodland and forest.	Other unimproved, including "old fields" not growing wood.	Of farm, including land, fences, and buildings.	Of farming implements and machinery.	Of Live Stock.	Cost of building and repairing in 1879.	Cost of fertilizers purchased in 1879.	Amount paid for wages for farm labor during 1879, including value of board.	Weeks hired labor in 1879 upon farm (and dairy) excluding house-work.	Estimated value of all farm productions (sold, consumed, or on hand) for 1879.	Mown.	Not Mown.	Hay.	Clover Seed.	Grass Seed.	Horses of all ages on hand June 1, 1880.	Mules and Asses, all ages, on hand June 1, 1880.
				No.	No.	No.	No.	Dollars.	Dollars.	Dollars.	Dollars.	Dollars.	Dollars.	No.	Dollars.	Acres.	Acres.	Tons.	Bushels.	Bushels.	No.	No.
1	2	3	4	5	6	7	8	9	10	11	12	13	14	15	16	17	18	19	20	21	22	23
1 Gunnell David	/			80	10			1600	50	1000					400	10		10			8	1
2 Green Jos	/			40	40			1600	20	200					400						2	
3 Lambo J. L.	/			135	45			3200	30	700			50	10	500	12	23	0			5	2
4 Dowd A			/	40	80			3000	100	300					100						4	
5 Mayes W. H.	/			65	71			1500	50	900			15	4	500	6		12			7	2
6 Cook F. M.			/	40	3			450	10	300			10	2	200						4	1
7 Cook Jno	/			100	4			2500		200					300							
8 June 12th A.D. 1880																						
9 Green R.	/			120	200	60	60	5500	150	2545	50		100	20	1000	80	3	20		1	12	28
10 Cook Jno	/			16				160	25	200					50						2	

NEAT CATTLE AND THEIR PRODUCTS.											SHEEP.									SWINE.	POULTRY ON HAND JUNE 1ST, 1880, EXCLUSIVE OF SPRING HATCHING.		EGGS PRODUCED IN 1879.
ON HAND JUNE 1, 1880.			MOVEMENT, 1879.															CLIP, SPRING 1880, SHORN AND TO BE SHORN.					
			Cattle of all ages									MOVEMENT, 1879.											
													Sheep and lambs										
Working oxen.	Milch cows.	Other.	Calves dropped.	Purchased.	Sold living.	Slaughtered.	Died, strayed, and st'len, and not recovered.	Milk sold, or sent to butter and cheese factories in 1879.	Butter made on the farm in 1879.	Cheese made on the farm in 1879.	On hand June 1, 1880.	Lambs dropped.	Purchased.	Sold living.	Slaughtered.	Killed by dogs.	Died of disease.	Died of stress of weather.	Fleeces.	Weight.	On hand June 1, 1880.	Barn-yard.	Other.	
No.	No.	No.	No.	No.	No.	No.	No.	Gallons.	Lbs.	Lbs.	No.	No.	No.	No.	No.	No.	No.	No.	No.	Lbs.	No.	No.	No.	Doz.
24	25	26	27	28	29	30	31	32	33	34	35	36	37	38	39	40	41	42	43	44	45	46	47	48
1	3	8	2						52		80	30							80	320	80	24		60
2	1	3							25												8	24		67
3	3	35	2	30	20	1			25												30	20		50
4	2								70												9	9		70
5	11	15	9																		22			
6	2	2	2																		22	6		15
7	8		3																		30	25		60
8																								
9	9	28	6	17	11	1			130		87	35					3		87	280	30	36	55	104
10	1	1	1																		10			

CEREALS.												PULSE.		FIBER.						SUGAR.					BROOM CORN.	
BARLEY. 1879.		BUCKWHEAT. 1879.		INDIAN CORN. 1879.		OATS. 1879.		RYE. 1879.		WHEAT. 1879.				FLAX—1879.				HEMP.		SORGHUM—1879.			MAPLE—1879.			
Area.	Crop.	Area.	Crop.	Area.	Crop.	Area.	Crop.	Area.	Crop.	Area.	Crop.	Canada Peas. (Dry.) in 1879.	Beans. (Dry.) in 1879.	Area in Crop.	Seed.	Straw.	Fiber.			Area in Crop.	Sugar.	Molasses.	Sugar.	Molasses.		
Acres.	Bush.	Acres.	Bush.	Acres.	Bush.	Acres.	Bush.	Acres.	Bush.	Acres.	Bush.	Bush.	Bush.	Acres.	Bush.	Tons.	Lbs.	Acs.	Tns.	Acres.	Lbs.	Galls.	Lbs.	Galls.	Acs.	Lbs.
49	50	51	52	53	54	55	56	57	58	59	60	61	62	63	64	65	66	67	68	69	70	71	72	73	74	75
1				65	2600	5	100																			
2				40	1600	5	200																			
3				100	2000	16	400																			
4				15	300															1/4		30				
5				65	3250	27	600													1/2		40				
6				40	1000	6	180													1		25				
7				40	1200	30	600																			
8																				1/2		20				
9				65	2500	25	500						8	50												
10				30	1000																					

HOPS. 1879.		POTATOES, (Irish.) 1879.		POTATOES, (Sweet.) 1879.		TOBACCO. 1879.		ORCHARDS—1879.						NURSERIES.		VINEYARDS.			MARKET GARDENS.	BEES—1879.		FOREST PRODUCTS.	
								APPLE.			PEACH.												
Area.	Crop.	Area.	Crop.	Area.	Crop.	Area.	Crop.	Acres.	Bearing trees.	Bushels. 1879.	Acres.	Bearing trees.	Bushels. 1879.	Total value of orchard products of all kinds sold or consumed.	Acres.	Value of produce sold in 1879.	Acres.	Grapes sold in 1879.	Wine made in 1879.	Value of produce sold in 1879.	Honey.	Wax.	Amount of wood cut in 1879.	Value of all forest products sold or consumed in 1879.
Acres.	Lbs.	Acres.	Bush.	Acres.	Bush.	Acres.	Lbs.	No.	No.	No.	No.	No.	No.	Dollars.	No.	Dollars.	No.	Lbs.	Galls.	Dollars.	Lbs.	Lbs.	Cords.	Dollars.
76	77	78	79	80	81	82	83	84	85	86	87	88	89	90	91	92	93	94	95	96	97	98	99	100
		1/4	10					2	80	100														20
		1/4	6	1/4	5			1/2	30	40	1/2	40		250			1/5	12						15
		1/4	10																					
		1/4	40					2	120	825														
		1/4	15																					
		1/5	15	1/5	5			7	200	125	1	30		40										15

[7–306.]

Received July 30, 1880.

A.

Page No. 17
Supervisor's Dist: No. 7
Enumeration Dist: No. 129

NOTE A.—The light dotted perpendicular lines, which divide the spaces intended for numbers on this Schedule, are intended to separate the units, tens, &c., from each other, and the Enumerator should be careful that the figures are written within the small spaces so formed, thus: 7|4, the units in the right-hand small spaces. 4|2|1 3|9

NOTE B.—Make an affirmative entry by a slanting line (thus /) in one of the three columns 2, 3, and 4, according as the fact is in the case of each farm—in column 2, if the occupier is the owner of the farm; in column 3, if he is the tenant at a fixed money rental; in column 4, if he conducts it for a share of the product.

NOTE C.—Enumerators will observe that there are 100 questions relating to each farm, which are arranged in four successive divisions of each schedule page.

SCHEDULE 2.—Productions of Agriculture in 129 in the County of Ray, State of Missouri

enumerated by me on the 12th day of June, 1880.

John H. Dunn,
Enumerator.

OF THE PERSON WHO CONDUCTS THIS FARM.				ACRES OF LAND.				FARM VALUES.			FENCES		LABOR.			GRASS LANDS.						
	TENURE.			IMPROVED.		UNIMPROVED.										ACREAGE 1879.		PRODUCE HARVESTED IN 1879.				
THE NAME.	Owner.	Rents for fixed money rental.	Rents for shares of products.	Tilled, including fallow and grass in rotation, (whether pasture or meadow.)	Permanent meadows, permanent pastures, orchards, vineyards.	Woodland and forest.	Other unimproved, including "old fields" not growing wood.	Of farm, including land, fences, and buildings.	Of farming implements and machinery.	Of Live Stock.	Cost of building and repairing in 1879.	Cost of fertilizers purchased in 1879.	Amount paid for wages for farm labor during 1879, including value of board.	Weeks hired labor in 1879 upon farm (and dairy) excluding house-work.	Estimated value of all farm productions (sold, consumed, or on hand) for 1879.	Mown.	Not Mown.	Hay.	Clover Seed.	Grass Seed.	Horses of all ages on hand June 1, 1880.	Mules and Asses, all ages, on hand June 1, 1880.
1	2	3	4	5	6	7	8	9	10	11	12	13	14	15	16	17	18	19	20	21	22	23
				No.	No.	No.	No.	Dollars.	Dollars.	Dollars.	Dollars.	Dollars.	Dollars.	No.	Dollars.	Acres.	Acres.	Tons.	Bushels.	Bushels.	No.	No.
1 Arnold A. J.	/		/	75	16			4000	100	600												
2 Davis N. Ks.	/		/	60	2			900	45	205					300						4	6
3 Zimmerman &	/			90	90			2500	40	1000					800	3		3			2	
4 Davis J. T.	/			50	50	80		3000	45	250					500						12	2
5 Mayes B.	/			80	80			3200		150					300						2	
6 Berten J. M.		/		20	40			2000	10	200					150						1	
7 Rainwater A. M.	/			40	30			1700	5	600					100						2	3
8 Sanders W. J.		/		35	5			1200	10	100					1000						2	2
9 Hampton G. S.	/			75	40	80		2000	25	300					100						2	
10 Mayes David	/			80	300	40		6300	250	2700	200	30	250	104	1200	40	200	30			5	

June 18

NEAT CATTLE AND THEIR PRODUCTS.

ON HAND JUNE 1, 1880.			MOVEMENT, 1879.							
			Cattle of all ages							
Working oxen.	Milch cows.	Other.	Calves dropped.	Purchased.	Sold living.	Slaughtered.	Died, strayed, and lost and not recovered.	Milk sold, or sent to butter and cheese factories in 1879.	Butter made on the farm in 1879.	Cheese made on the farm in 1879.
No.	No.	No.	No.	No.	No.	No.	No.	Gallons.	Lbs.	Lbs.
24	25	26	27	28	29	30	31	32	33	34
	3	2	3						100	
	1	2							250	
	7	9	7							
	2								1100	
	3	1	1							
	2	1								
	6	14	6							
	1									
	3	2	3						30	
	7	30	2	39	39				570	

SHEEP.

On hand June 1, 1880.	MOVEMENT, 1879.							CLIP, SPRING 1880, SHORN AND TO BE SHORN.		SWINE.	POULTRY ON HAND JUNE 1st, 1880, EXCLUSIVE OF SPRING HATCHING.		
	Lambs dropped.	Sheep and lambs						Fleeces.	Weight.	On hand June 1, 1880.	Barn-yard.	Other.	Eggs produced in 1879.
		Purchased.	Sold living.	Slaughtered.	Killed by dogs.	Died of disease.	Died of stress of weather.						
No.	No.	No.	No.	No.	No.	No.	No.	No.	Lbs.	No.	No.	No.	Doz.
35	36	37	38	39	40	41	42	43	44	45	46	47	48
										53			
										17	30		52
18	12		30					18	56	15	25		104
8	10							8	30	17	48		104
										5	30		80
										12	50		200
										6	24		30
220	133	80	50	4		70	31	200	1300	133	75	40	104

CEREALS.

BARLEY. 1879.		BUCKWHEAT. 1879.		INDIAN CORN. 1879.		OATS. 1879.		RYE. 1879.		WHEAT. 1879.		PULSE.		FIBER.						SUGAR.						BROOM CORN. 1879.	
														FLAX—1879.				HEMP.		SORGHUM—1879.			MAPLE—1879.				
Area.	Crop.	Area.	Crop.	Area.	Crop.	Area.	Crop.	Area.	Crop.	Area.	Crop.	Canada Peas, (Crop) in 1879.	Beans, (Crop) in 1879.	Area in Crop.	Seed.	Straw.	Fiber.			Area in Crop	Sugar.	Molasses.	Sugar.	Molasses.		Area.	Brush.
Acres.	Bush.	Acres.	Bush.	Acres.	Bush.	Acres.	Bush.	Acres.	Bush.	Acres.	Bush.	Bush.	Bush.	Acres.	Bush.	Tons.	Lbs.	Acres.	Tns.	Acres.	Lbs.	Galls.	Lbs.	Galls.		Acres.	Lbs.
49	50	51	52	53	54	55	56	57	58	59	60	61	62	63	64	65	66	67	68	69	70	71	72	73		74	75
				30	900																						
				34	1300																						
				50	1500																						
				60	1600					4	22																
				25	1000					19	40																
				16	400																						
				120	4000																						
				100	3000																						
				70	1500	10	80																				
				80	3600	30	700													2	70						
																				1	80						

HOPS. 1879. / POTATOES. (Irish.) 1879. / POTATOES. (Sweet.) 1879. / TOBACCO. 1879. / ORCHARDS—1879. / NURSERIES. / VINEYARDS. / MARKET GARDENS. / BEES—1879. / FOREST PRODUCTS.

HOPS.		POTATOES. (Irish.)		POTATOES. (Sweet.)		TOBACCO.		ORCHARDS—1879. APPLE.			PEACH.				NURSERIES.		VINEYARDS.			MARKET GARDENS.	BEES—1879.		FOREST PRODUCTS.	
Area.	Crop.	Area.	Crop.	Area.	Crop.	Area.	Crop.	Acres.	Bearing trees.	Bushels. 1879.	Acres.	Bearing trees.	Bushels. 1879.	Total value of orchard products of all kinds sold or consumed.	Acres.	Value of produce sold in 1879.	Acres.	Grapes sold in 1879.	Wine made in 1879.	Value of produce sold in 1879.	Honey.	Wax.	Amount of wood cut in 1879.	Value of all forest products sold or consumed in 1879.
Acres.	Lbs.	Acres.	Bush.	Acres.	Bush.	Acres.	Lbs.	No.	No.	No.	No.	No.	No.	Dollars.	No.	Dollars.	No.	Lbs.	Galls.	Dollars.	Lbs.	Lbs.	Cords.	Dollars.
76	77	78	79	80	81	82	83	84	85	86	87	88	89	90	91	92	93	94	95	96	97	98	99	100
		1	60					3	300	30														10
								1			1/4	20		25										
								2	250	60	1/2	100												10
		1 1/4	12	1 1/4	15			1	30	30		20		200										
								1	25															
		1 1/4	25					7	350	250	1 1/4	100												
		1 1/4	40					7	350	500	2	400		100			1/2							

D

B.

[7–306.]

Page No. 18
Supervisor's Dist: No. 7
Enumeration Dist: No. 129

NOTE A.—The light dotted perpendicular lines, which divide the spaces intended for numbers on this Schedule, are intended to separate the units, tens, &c., from each other, and the Enumerator should be careful that the figures are written within the small spaces so formed, thus: | | 7 | 4 |, the units in the right-hand small spaces. | | 4 | 2 | 1 | | | 3 | 9 |

NOTE B.—Make an affirmative entry by a slanting line (thus /) in one of the three columns 2, 3, and 4, according as the fact is in the case of each farm—in column 2, if the occupier is the owner of the farm; in column 3, if he is the tenant at a fixed money rental; in column 4, if he conducts it for a share of the product.

NOTE C.—Enumerators will observe that there are 100 questions relating to each farm, which are arranged in four successive divisions of each schedule page.

SCHEDULE 2.—Productions of Agriculture in 129 in the County of Ray, State of Missouri

enumerated by me on the 14th day of June, 1880. John H Dunn,
Enumerator.

OF THE PERSON WHO CONDUCTS THIS FARM.				ACRES OF LAND.				FARM VALUES.			FENCES.		LABOR.			GRASS LANDS.						
	TENURE.			IMPROVED.		UNIMPROVED.										ACREAGE 1879.		PRODUCTS HARVESTED IN 1879.				
THE NAME.	Owner.	Rents for fixed money rental.	Rents for shares of products.	Tilled, including fallow and grass in rotation, (whether pasture or meadow.)	Permanent meadows, permanent pastures, orchards, vineyards.	Woodland and forest.	Other unimproved, including "old fields" not growing wood.	Of farm, including land, fences, and buildings.	Of farming implements and machinery.	Of Live Stock.	Cost of building and repairing in 1879.	Cost of fertilizers purchased in 1879.	Amount paid for wages for farm labor during 1879, including value of board.	Weeks hired labor in 1879 upon farm (and dairy) excluding house-work.	Estimated value of all farm productions (sold, consumed, or on hand) for 1879.	Mown.	Not Mown.	Hay.	Clover Seed.	Grass Seed.	Horses of all ages on hand June 1, 1880.	Mules and Asses, all ages, on hand June 1, 1880.
				No.	No.	No.	No.	Dollars.	Dollars.	Dollars.	Dollars.	Dollars.	Dollars.	No.	Dollars.	Acres.	Acres.	Tons.	Bushels.	Bushels.	No.	No.
1	2	3	4	5	6	7	8	9	10	11	12	13	14	15	16	17	18	19	20	21	22	23
1 Eggenhaw H. R.	/			160	60	25		3600	150	2000	7		200	22	800						5	
2 Black Joab	/			110	100	110		4000	100	2000	50		150	22	800	12		16			10	2
3 Davis J. M.	/			30	30			700	45	300					250						2	
4 Albright H. P.	/			30	13			600	5	200					275						3	
5 Mayes N. C.	/			60	54	70		2000	10	300					300	14		3			6	
6 Mayo R	/			42	5	16		750	25	500					400						6	1
7 Houston B. F.	/			50	3	14		800	25	200					300							2
8 Lafever Wm	/			40	4			500	80	200					225							2
9 Davis H. P.	/			65	8			2000		700			100	16	400						1	
10 Hennery John	/			25	66	20		1000	100	1000	30		12	3	430	34		7			11	2

NEAT CATTLE AND THEIR PRODUCTS.												SHEEP.										SWINE.	POULTRY ON HAND JUNE 1ST, 1880, EXCLUSIVE OF SPRING HATCHING.		EGGS PRODUCED IN 1879.
ON HAND JUNE 1, 1880.			MOVEMENT, 1879.								ON HAND JUNE 1, 1880.	MOVEMENT, 1879.							CLIP, SPRING 1880, SHORN AND TO BE SHORN.		ON HAND JUNE 1, 1880.			
			Cattle of all ages									Sheep and lambs													
Working oxen.	Milch cows.	Other.	Calves dropped.	Purchased.	Sold living.	Slaughtered.	Died, strayed, and stolen, and not recovered.	Milk sold, or sent to butter and cheese factories in 1879.	Butter made on the farm in 1879.	Cheese made on the farm in 1879.		Lambs dropped.	Purchased.	Sold living.	Slaughtered.	Killed by dogs.	Died of disease.	Died of stress of weather.	Fleeces.	Weight.		Barn-yard.	Other.	
No.	No.	No.	No.	No.	No.	No.	No.	Gallons.	Lbs.	Lbs.	No.	No.	No.	No.	No.	No.	No.	No.	No.	Lbs.	No.	No.	No.	Doz.
24	25	26	27	28	29	30	31	32	33	34	35	36	37	38	39	40	41	42	43	44	45	46	47	48
1	4	20	8		17				312		34	4		1					25	125	130	75	19	104
2	12	40	7	25	20				365		33	24	2		1				33	148	140	70	40	104
3	1	2							208												18	24	30	104
4	3	1	2						30		12	6							12	43	30	48		54
5	6	3	3		3				100												17	30	2	33
6	2	3	1						120												20	20		104
7	3								104												24	50		156
8	2	1	1																		3			
9																								
10	8	4	1								16	12							16	80	24			

CEREALS.										PULSE.		FIBER.						SUGAR.					BROOM CORN. 1879.	
BARLEY. 1879.		BUCKWHEAT. 1879.		INDIAN CORN. 1879.		OATS. 1879.		RYE. 1879.		WHEAT. 1879.		Canada Peas, (Dry.) in 1879.	Beans, (Dry.) in 1879.	FLAX—1879.			HEMP.		SORGHUM—1879.		MAPLE—1879.			
Area.	Crop.	Area.	Crop.	Area.	Crop.	Area.	Crop.	Area.	Crop.	Area.	Crop.			Area in Crop.	Seed.	Straw.	Fiber.	Area in Crop.	Sugar.	Molasses.	Sugar.	Molasses.	Area.	Crop.
Acres.	Bush.	Acres.	Bush.	Acres.	Bush.	Acres.	Bush.	Acres.	Bush.	Acres.	Bush.	Bush.	Bush.	Acres.	Bush.	Tons.	Lbs.	Acs.	Tns.	Acres.	Lbs.	Galls.	Lbs.	Galls.	Acs.	Lbs.
49	50	51	52	53	54	55	56	57	58	59	60	61	62	63	64	65	66	67	68	69	70	71	72	73	74	75
1				65	2275	20	600			10	60									11		35				
2				60	6000	40	600			20	140									4		25				
3				30	1230					8	40									1		21				
4				30	1250	4	45			4	20									12		90				
5				35	1750			6	70	6	40															
6				18	1090	4	80			6	20									12		50				
7				30	1200																					
8				85	1500	8	75													16		33				
9				90	2000	4				3	16									12		30				
10				40	1300					20	100															

HOPS. 1879.		POTATOES, (Irish.) 1879.		POTATOES, (Sweet.) 1879.		TOBACCO. 1879.		ORCHARDS—1879.							NURSERIES.		VINEYARDS.			MARKET GARDENS.	BEES—1879.		FOREST PRODUCTS.	
								APPLE.			PEARL.													
Area.	Crop.	Area.	Crop.	Area.	Crop.	Area.	Crop.	Acres.	Bearing trees.	Bushels. 1879.	Acres.	Bearing trees.	Bushels. 1879.	Total value of orchard products of all kinds sold or consumed.	Acres.	Value of produce sold in 1879.	Acres.	Grapes sold in 1879.	Wine made in 1879.	Value of produce sold in 1879.	Honey.	Wax.	Amount of wood cut in 1879.	Value of all forest products sold or consumed in 1879.
Acres.	Lbs.	Acres.	Bush.	Acres.	Bush.	Acres.	Lbs.	No.	No.	No.	No.	No.	No.	Dollars.	No.	Dollars.	No.	Lbs.	Galls.	Dollars.	Lbs.	Lbs.	Cords.	Dollars.
76	77	78	79	80	81	82	83	84	85	86	87	88	89	90	91	92	93	94	95	96	97	98	99	100
1		1/8	35					35	90	175				15										
2		1/4	25														1/4							
3		1/4	8					2	50	50	1/8	35												
4		1/4	20					1/2																
5		1/8	12					2	70								1/4							
6		1/4	15	1/8	10			3	30	70	1/2			200			1/8							
7		1	10					1/4	200	60														
8		1/5	8					2	100	100							1/4							
9		1/5	10					1/2	30															
10		1/4	12					1/2	65		1/4	25												

3

[7–306.]

Received July 30, 1880. C.

Page No. 19
Supervisor's Dist: No. 7
Enumeration Dist: No. 129

NOTE A.—The light dotted perpendicular lines, which divide the spaces intended for numbers on this Schedule, are intended to separate the units, tens, &c., from each other, and the Enumerator should be careful that the figures are written within the small spaces so formed, thus: 7 4, the units 4 2 1 3 9, in the right-hand small spaces.

NOTE B.—Make an affirmative entry by a slanting line (thus /) in one of the three columns 2, 3, and 4, according as the fact is in the case of each farm—in column 2, if the occupier is the owner of the farm; in column 3, if he is the tenant at a fixed money rental; in column 4, if he conducts it for a share of the product.

NOTE C.—Enumerators will observe that there are 100 questions relating to each farm, which are arranged in four successive divisions of each schedule page.

SCHEDULE 2.—Productions of Agriculture in 129 in the County of Ray, State of Missouri

enumerated by me on the 15th day of June, 1880. John H. Dunn, *Enumerator.*

OF THE PERSON WHO CONDUCTS THIS FARM.				ACRES OF LAND.				FARM VALUES.			FENCES.		LABOR.			GRASS LANDS.						
	TENURE.			IMPROVED.		UNIMPROVED.										ACREAGE 1879.		PRODUCTS HARVESTED IN 1879.				
THE NAME.	Owner.	Rents for fixed money rental.	Rents for shares of products.	Tilled, including fallow and grass in rotation, (whether pasture or meadow.)	Permanent meadows, permanent pastures, orchards, vineyards.	Woodland and forest.	Other unimproved, including "old fields" not growing wood.	Of farm, including land, fences, and buildings.	Of farming implements and machinery.	Of Live Stock.	Cost of building and repairing in 1879.	Cost of fertilizers purchased in 1879.	Amount paid for wages for farm labor during 1879, including value of board.	Weeks hired labor in 1879 upon farm (and dairy) excluding house-work.	Estimated value of all farm productions (sold, consumed, or on hand) for 1879.	Mown.	Not Mown.	Hay.	Clover Seed.	Grass Seed.	Horses of all ages on hand June 1, 1880.	Mules and Asses, all ages, on hand June 1, 1880.
				No.	No.	No.	No.	Dollars.	Dollars.	Dollars.	Dollars.	Dollars.	Dollars.	No.	Dollars.	Acres.	Acres.	Tons.	Bushels.	Bushels.	No.	No.
1	2	3	4	5	6	7	8	9	10	11	12	13	14	15	16	17	18	19	20	21	22	23
1 Gordon A. H. C.	/			240	200	240		10,000	500	4000	100		300	75	1000	50	10	20	26		13	2
2 Gorham T. J.	/			46	14	10		800	20	260					250						3	
3 Zimmerman Colbert	/			35	20			500	10	250					300						2	
4 Zimmerman Geo	/			40	8			600	20	400					350	8		1			3	
5 Wallace Wm			/	30	10			600	20	400					350						3	
6 Zimmerman J.	/			200	200	350		9000	500	2500			30	12	850	50		30			7	2
7 Zimmerman J. H.	/			100	40			2500	25	600					300	40		25			6	
8 Odell David	/			50	26			700	10	350					250						4	2
9 Youngerden J. L.	/			60				600	15	300					300	2		1			2	2
10 Youngerden S. P.	/			60	7			700	30	250					500						3	

NEAT CATTLE AND THEIR PRODUCTS.

ON HAND JUNE 1, 1880.			MOVEMENT, 1879.							
				Cattle of all ages						
Working oxen.	Milch cows.	Other.	Calves dropped.	Purchased.	Sold living.	Slaughtered.	Died, strayed, and stolen, and not recovered.	Milk sold, or sent to butter or sold cheese factories in 1879.	Butter made on the farm in 1879.	Cheese made on the farm in 1879.
No.	No.	No.	No.	No.	No.	No.	No.	Gallons.	Lbs.	Lbs.
24	25	26	27	28	29	30	31	32	33	34
1	5	36	4	40	33	1			260	
2	4	2	4						50	
3	2	1	1						40	
4	5		2						32	
5	3	1	2						45	
6	14	50	12						45	
7	6	15	4						144	
8	2		1						25	
9	4	5	2						208	
10	2	2	1						104	

SHEEP.

	MOVEMENT, 1879.							CLIP, SPRING 1880, SHORN AND TO BE SHORN.		SWINE.	POULTRY ON HAND JUNE 1ST, 1880, EXCLUSIVE OF SPRING HATCHING.		EGGS PRODUCED IN 1879.
		Sheep and lambs											
On hand June 1, 1880.	Lambs dropped.	Purchased.	Sold living.	Slaughtered.	Killed by dogs.	Died of disease.	Died of stress of weather.	Fleeces.	Weight.	On hand June 1, 1880.	Barnyard.	Other.	
No.	No.	No.	No.	No.	No.	No.	No.	No.	Lbs.	No.	No.	No.	Doz.
35	36	37	38	39	40	41	42	43	44	45	46	47	48
1 20	12					1							
2 5	3							20	130	173	40		83
3								5	35	29	21		52
4										23	22		60
5 11	7												
6								11	45	13	36	19	106
7 25	19									26	24	16	52
8 20	13							25	130	40	60	60	32
9 14	2							20	125	21	25		136
10 12	6							14	42	30	24	25	30
13	9							12	36	13	18	15	52
								15	45	30	30	30	100

CEREALS.

BARLEY. 1879.		BUCKWHEAT. 1879.		INDIAN CORN. 1879.		OATS. 1879.		RYE. 1879.		WHEAT. 1879.		PULSE.	
Area.	Crop.	Area.	Crop.	Area.	Crop.	Area.	Crop.	Area.	Crop.	Area.	Crop.	Canada Peas, (Dry.) in 1879.	Beans, (Dry.) in 1879.
Acres.	Bush.	Acres.	Bush.	Acres.	Bush.	Acres.	Bush.	Acres.	Bush.	Acres.	Bush.	Bush.	Bush.
49	50	51	52	53	54	55	56	57	58	59	60	61	62
1				95	4000								
2				18	500								
3				30	1250	4	80						
4				30	1350					4	25		
5				30	1350					4	25		
6				35	1500					10	50		
7				20	900					4	20		
8				25	1060	3	60						
9				30	1250					8	140		
10				33	1300	8	140						

FIBER.

FLAX—1879.				HEMP.		SUGAR.					BROOM CORN. 1879.	
						SORGHUM—1879.			MAPLE—1879.			
Area in Crop.	Seed.	Straw.	Fiber.	Acs.	Tns.	Area in Crop.	Sugar.	Molasses.	Sugar.	Molasses.	Acs.	Lbs.
Acres.	Bush.	Tons.	Lbs.			Acres.	Lbs.	Gals.	Lbs.	Gals.		
63	64	65	66	67	68	69	70	71	72	73	74	75
						1/4		30				
						1/4		40				
						1/4		8				
						1/4		8				
						1/4		14				
						1/4		40				
						1/8		12				
						1/4		40				
						1/4		40				
						1		100				

HOPS. 1879.

Area.	Crop.
Acres.	Lbs.
76	77
1	
2	
3	
4	
5	
6	
7	
8	
9	
10	

POTATOES, (Irish.) 1879.

Area.	Crop.
Acres.	Bush.
78	79
1/8	25
1/4	10
1/8	10
1/4	10
1/4	20
1/8	8
1/8	26

POTATOES, (Sweet.) 1879.

Area.	Crop.
Acres.	Bush.
80	81

TOBACCO. 1879.

Area.	Crop.
Acres.	Lbs.
82	83

ORCHARDS—1879.

APPLE.			PEACH.					
Acres.	Bearing trees.	Bushels. 1879.	Acres.	Bearing trees.	Bushels. 1879.	Total value of orchard products of all kinds sold or consumed.	NURSERIES. Acres.	NURSERIES. Value of produce sold in 1879.
No.	No.	No.	No.	No.	No.	Dollars.	No.	Dollars.
84	85	86	87	88	89	90	91	92
3	150	400				20		
1	25	3						
13	100	175				50		
2	75	15	1/3	60				
1	110	150				35		
1	100	100				25		
1/2	30							

VINEYARDS.

Acres.	Grapes sold in 1879.	Wine made in 1879.
No.	Lbs.	Galls.
93	94	95

MARKET GARDENS.

Value of produce sold in 1879.
Dollars.
96

BEES—1879.

Honey.	Wax.
Lbs.	Lbs.
97	98
10	

FOREST PRODUCTS.

Amount of wood cut in 1879.	Value of all forest products sold or consumed in 1879.
Cords.	Dollars.
99	100

D.

[7–306.]

Page No. 20
Supervisor's Dist: No. 7
Enumeration Dist: No. 129

NOTE A.—The light dotted perpendicular lines, which divide the spaces intended for numbers on this Schedule, are intended to separate the units, tens, &c., from each other, and the Enumerator should be careful that the figures are written within the small spaces so formed, thus: | 7 | 4 |, the units | 4 | 2 | 1 | in the right-hand small spaces. | 3 | 9 |

NOTE B.—Make an affirmative entry by a slanting line (thus /) in one of the three columns 2, 3, and 4, according as the fact is in the case of each farm—in column 2, if the occupier is the owner of the farm; in column 3, if he is the tenant at a fixed money rental; in column 4, if he conducts it for a share of the product.

NOTE C.—Enumerators will observe that there are 100 questions relating to each farm, which are arranged in four successive divisions of each schedule page.

SCHEDULE 2.—Productions of Agriculture in 129 in the County of Ray, State of Missouri

enumerated by me on the 15th day of June, 1880. John H. Dunn
Enumerator.

OF THE PERSON WHO CONDUCTS THIS FARM.				ACRES OF LAND.				FARM VALUES.			FENCES.		LABOR.			GRASS LANDS.						
	TENURE.			IMPROVED.		UNIMPROVED.										ACREAGE 1879.		PRODUCTS HARVESTED IN 1879.				
THE NAME.	Owner.	Rents for fixed money rental.	Rents for shares of products.	Tilled, including fallow and grass in rotation, (whether pasture or meadow.)	Permanent meadows, permanent pastures, orchards, vineyards.	Woodland and forest.	Other unimproved, including "old fields" not growing wood.	Of Farm, including land, fences, and buildings.	Of farming implements and machinery.	Of Live Stock.	Cost of building and repairing in 1879.	Cost of fertilizers purchased in 1879.	Amount paid for wages for farm labor during 1879, including value of board.	Weeks hired labor in 1879 upon farm (and dairy) excluding house-work	Estimated value of all farm productions (sold, consumed, or on hand) for 1879.	Mown.	Not Mown.	Hay.	Clover Seed.	Grass Seed.	Horses of all ages on hand June 1, 1880.	Mules and Asses, all ages, on hand June 1, 1880.
				No.	No.	No.	No.	Dollars.	Dollars.	Dollars.	Dollars.	Dollars.	Dollars.	No.	Dollars.	Acres.	Acres.	Tons.	Bushels.	Bushels.	No.	No.
	2	3	4	5	6	7	8	9	10	11	12	13	14	15	16	17	18	19	20	21	22	23
1 Wiley Dunnd			1	100	3			2000	25	200					300						2	2
2 Jonds Strother	1			50	50	14		1200	20	1000	250				350	18		18			6	6
3 Petty J. A.		1		30	10			500	5	350					200						4	1
4 Jeffriess Benj	1			30	20	20		2500	10	250					160						4	
5 Harvey Isaac		1		35	10			500	5	200					100						1	3
6 Thompson J. C.	1			90	200	50		6000	150	1200					600						6	6
7 Beckford W. J.	1			100	20			1500	75	600	150				300	7		2			4	
8 Fowler N. B.	1			200	300			500														
9 Shanks N.			1	50				300	5	200					200						2	
10 Bailey Levi			1	23	8			400	10	150					150						2	2

NEAT CATTLE AND THEIR PRODUCTS.											SHEEP.										SWINE.	POULTRY ON HAND JUNE 1st, 1880, EXCLUSIVE OF SPRING HATCHING.		EGGS PRODUCED IN 1879.
ON HAND JUNE 1, 1880.			MOVEMENT, 1879.								ON HAND JUNE 1, 1880.	MOVEMENT, 1879.							CLIP, SPRING 1880, SHORN AND TO BE SHORN.		ON HAND JUNE 1, 1880.			
			Cattle of all ages									Lambs dropped.	Sheep and lambs						Fleeces.	Weight.		Barn-yard.	Other.	
Working oxen.	Milch cows.	Other.	Calves dropped.	Purchased.	Sold living.	Slaughtered.	Died, strayed, lost or killed, and not recovered.	Milk sold, or sent to butter and cheese factories in 1879.	Butter made on the farm in 1879.	Cheese made on the farm in 1879.			Purchased.	Sold living.	Slaughtered.	Killed by dogs.	Died of disease.	Died of stress of weather.						
No.	No.	No.	No.	No.	No.	No.	No.	Gallons.	Lbs.	Lbs.	No.	No.	No.	No.	No.	No.	No.	No.	No.	Lbs.	No.	No.	No.	Doz.
24	25	26	27	28	29	30	31	32	33	34	35	36	37	38	39	40	41	42	43	44	45	46	47	48
	6																				8	30	20	104
	4	3	3						50		11	11							11	65	32	26	35	156
	8		2						52												14	28		84
	4		3																		20	24		60
	2																				8			
	14	50	6						104		102	50							102	612	125	24	23	156
	3	9	2						50												38	48		50
	3		2						25		5	3							5	20	18	24		100
	1		2						16		2	11							2	10	6	24		150

CEREALS.												PULSE.		FIBER.						SUGAR.					BROOM CORN.	
BARLEY. 1879.		BUCKWHEAT. 1879.		INDIAN CORN. 1879.		OATS. 1879.		RYE. 1879.		WHEAT. 1879.		Canada Peas, (Dry.) in 1879.	Beans, (Dry.) in 1879.	FLAX—1879.				HEMP.		SORGHUM—1879.			MAPLE—1879.		1879.	
Area.	Crop.	Area.	Crop.	Area.	Crop.	Area.	Crop.	Area.	Crop.	Area.	Crop.			Area in Crop.	Seed.	Straw.	Fiber.			Area in Crop.	Sugar.	Molasses.	Sugar.	Molasses.		
Acres.	Bush.	Acres.	Bush.	Acres.	Bush.	Acres.	Bush.	Acres.	Bush.	Acres.	Bush.	Bush.	Bush.	Acres.	Bush.	Tons.	Lbs.	Acs.	Tns.	Acres.	Lbs.	Galls.	Lbs.	Galls.	Acs.	Lbs.
49	50	51	52	53	54	55	56	57	58	59	60	61	62	63	64	65	66	67	68	69	70	71	72	73	74	75
				35	1250	15	200			8	70									1		75				
				40	1250	8	150																			
				15	750	6	300													1		84				
				80	1600																					
				35	1400	5	100													1½		50				
				100	4000	8	90													1½		15				
				60	2500																					
																				1½		45				
				10	1000	5	30																			
				23	750	24	30																			

HOPS. 1879.		POTATOES, (Irish.) 1879.		POTATOES, (Sweet.) 1879.		TOBACCO. 1879.		ORCHARDS—1879.						NURSERIES.		VINEYARDS.			MARKET GARDENS.	BEES—1879.		FOREST PRODUCTS.	
								APPLE.			PEACH.												
Area.	Crop.	Area.	Crop.	Area.	Crop.	Area.	Crop.	Acres.	Bearing trees.	Bushels. 1879.	Acres.	Bearing trees.	Bushels. 1879.	Total value of orchard products of all kinds sold or consumed.	Acres.	Value of produce sold in 1879.	Acres.	Grapes sold in 1879.	Wine made in 1879.	Value of produce sold in 1879.	Honey.	Wax.	Amount of wood cut in 1879	Value of all forest products sold or consumed in 1879.
Acres.	Lbs.	Acres.	Bush.	Acres.	Bush.	Acres.	Lbs.	No.	No.	No.	No.	No.	No.	Dollars.	No.	Dollars.	No.	Lbs.	Galls.	Dollars.	Lbs.	Lbs.	Cords.	Dollars.
76	77	78	79	80	81	82	83	84	85	86	87	88	89	90	91	92	93	94	95	96	97	98	99	100
		¼	10																					
		1½	6	⅛	4			1	30															
		½	12																					
		¼	10								½	60												
		¼	5																					
		1	3																					

[7—306.]

Received July 30, 1880. A.

Page No. 21
Supervisor's Dist: No. 7
Enumeration Dist: No. 129

NOTE A.—The light dotted perpendicular lines, which divide the spaces intended for numbers on this Schedule, are intended to separate the units, tens, &c., from each other, and the Enumerator should be careful that the figures are written within the small spaces so formed, thus: 7 4, the units in the right-hand small spaces. 4 2 1 3 9

NOTE B.—Make an affirmative entry by a slanting line (thus /) in one of the three columns 2, 3, and 4, according as the fact is in the case of each farm—in column 2, if the occupier is the owner of the farm; in column 3, if he is the tenant at a fixed money rental; in column 4, if he conducts it for a share of the product.

NOTE C.—Enumerators will observe that there are 100 questions relating to each farm, which are arranged in four successive divisions of each schedule page.

SCHEDULE 2.—Productions of Agriculture in 129 in the County of Ray, State of Missouri

Received Aug 30, 1880.

enumerated by me on the 16th day of June, 1880.

John H Dunn, *Enumerator.*

OF THE PERSON WHO CONDUCTS THIS FARM.				ACRES OF LAND.				FARM VALUES.			FENCES.		LABOR.			GRASS LANDS.						
	TENURE.			IMPROVED.		UNIMPROVED.										ACREAGE 1879.		PRODUCTS HARVESTED IN 1879.				
THE NAME.	Owner.	Rents for fixed money rental.	Rents for shares of products.	Tilled, including fallow and grass in rotation, (whether pasture or meadow.)	Permanent meadows, permanent pastures, orchards, vineyards.	Woodland and forest.	Other unimproved, including "old fields" not growing wood.	Of farm, including land, fences, and buildings.	Of farming implements and machinery.	Of Live Stock.	Cost of building and repairing in 1879.	Cost of fertilizers purchased in 1879.	Amount paid for wages for farm labor during 1879, including value of board.	Weeks hired labor in 1879 upon farm (and dairy) excluding house-work.	Estimated value of all farm productions (sold, consumed, or on hand) for 1879.	Mown.	Not Mown.	Hay.	Clover Seed.	Grass Seed.	Horses of all ages on hand June 1, 1880.	Mules and Asses, all ages, on hand June 1, 1880.
				No.	No.	No.	No.	Dollars.	Dollars.	Dollars.	Dollars.	Dollars.	Dollars.	No.	Dollars.	Acres.	Acres.	Tons.	Bushels.	Bushels.	No.	No.
1	2	3	4	5	6	7	8	9	10	11	12	13	14	15	16	17	18	19	20	21	22	23
1 Seagarden J			1	19				200	5	100					100						2	
2 Cashmins M	1			50	12	50		1200	100	300					300						1	
3 Blevins H	1			16		17		500	16	300	200				150						4	
4 Richardson J. H.			1	40		87		700	10	250					100						4	
5 Wilkerson J H			1	25	10	20		600	10	200					250						2	
6 Thompson H. H.	1			35	4	40		800	10	200					200						4	
7 Sandals Monroe	1			12	28			200	5	250					100						2	
8 Russell J	1			25	50			700	10	150					40						4	
9 Gulley C	1			25		60		300	25	200					200						3	
10 Rowan A	1			40		40		500	10	100					150						0	

NEAT CATTLE AND THEIR PRODUCTS.											SHEEP.										SWINE.	POULTRY ON HAND JUNE 1st, 1880, EXCLUSIVE OF SPRING HATCHING.		EGGS PRODUCED IN 1879.
ON HAND JUNE 1, 1880.			MOVEMENT, 1879. Cattle of all ages								On hand June 1, 1880.	MOVEMENT, 1879. Sheep and lambs								CLIP, SPRING 1880, SHORN AND TO BE SHORN.		On hand June 1, 1880.			
Working oxen.	Milch cows.	Other.	Calves dropped.	Purchased.	Sold living.	Slaughtered.	Died, strayed, lost, or stolen, and not recovered.	Milk sold, or sent to butter and cheese factories in 1879.	Butter made on the farm in 1879.	Cheese made on the farm in 1879.		Lambs dropped.	Purchased.	Sold living.	Slaughtered.	Killed by dogs.	Died of disease.	Died of stress of weather.	Fleeces.	Weight.		Barn-yard.	Other.	
No.	No.	No.	No.	No.	No.	No.	No.	Gallons.	Lbs.	Lbs.	No.	No.	No.	No.	No.	No.	No.	No.	No.	Lbs.	No.	No.	No.	Doz.
24	25	26	27	28	29	30	31	32	33	34	35	36	37	38	39	40	41	42	43	44	45	46	47	48
1																					1	41		23
2		5	3	4					104		23	21							23	107	60	25	43	104
3		2		2					208												36	40		200
4		2		1																	23	24		150
5		3		1																	16	12		20
6		2	3	1							26	14							26	130	12	24		104
7		2		3				3											3	13		24		50
8		1	1								20								20	50	10	25	15	150
9		1		1																	6	30		154
10		1	1	1																	13	13		25

CEREALS.												PULSE.		FIBER.						SUGAR.						BROOM CORN. 1879.	
BARLEY. 1879.		BUCKWHEAT. 1879.		INDIAN CORN. 1879.		OATS. 1879.		RYE. 1879.		WHEAT. 1879.		Canada Peas, (Dry.) in 1879.	Beans, (Dry.) in 1879.	FLAX—1879.				HEMP.		SORGHUM—1879.			MAPLE—1879.				
Area.	Crop.	Area.	Crop.	Area.	Crop.	Area.	Crop.	Area.	Crop.	Area.	Crop.			Area in Crop.	Seed.	Straw.	Fiber.			Area in Crop.	Sugar.	Molasses.	Sugar.	Molasses.			
Acres.	Bush.	Acres.	Bush.	Acres.	Bush.	Acres.	Bush.	Acres.	Bush.	Acres.	Bush.	Bush.	Bush.	Acres.	Bush.	Tons.	Lbs.	Acs.	Tns.	Acres.	Lbs.	Galls.	Lbs.	Galls.	Acs.	Lbs.
49	50	51	52	53	54	55	56	57	58	59	60	61	62	63	64	65	66	67	68	69	70	71	72	73	74	75
1				14	500															1/4		40				
2				24	750	12	160			12	102									1/4		30				
3				20	1400															1/2		30				
4				45	1700	6	80													1/8		20				
5				25	1200																					
6				28	1250																					
7				13	500															1/4		40				
8				13	500															1/4		25				
9				30	1250	8	150													1/8		20				
10				25	1000															1/4		30				

HOPS. 1879.		POTATOES, (Irish.) 1879.		POTATOES, (Sweet.) 1879.		TOBACCO. 1879.		ORCHARDS—1879. APPLE.			ORCHARDS—1879. PEACH.			ORCHARDS—1879.	NURSERIES.		VINEYARDS.			MARKET GARDENS.	BEES—1879.		FOREST PRODUCTS.	
Area.	Crop.	Area.	Crop.	Area.	Crop.	Area.	Crop.	Acres.	Bearing trees.	Bushels. 1879.	Acres.	Bearing trees.	Bushels. 1879.	Total value of orchard products of all kinds sold or consumed.	Acres.	Value of produce sold in 1879.	Acres.	Grapes sold in 1879.	Wine made in 1879.	Value of produce sold in 1879.	Honey.	Wax.	Amount of wood cut in 1879.	Value of all forest products sold or consumed in 1879.
Acres.	Lbs.	Acres.	Bush.	Acres.	Bush.	Acres.	Lbs.	No.	No.	No.	No.	No.	No.	Dollars.	No.	Dollars.	No.	Lbs.	Galls.	Dollars.	Lbs.	Lbs.	Cords.	Dollars.
76	77	78	79	80	81	82	83	84	85	86	87	88	89	90	91	92	93	94	95	96	97	98	99	100
1																								
2		1/8	25					2	60															
3		1/4	12																					
4		1/2	20																					
5																								
6		1/2	10					3	104															
7																								
8		1/4	5																					
9		1/4	15					1	45															
10		1/4	15																					

B.

Page No. 22
Supervisor's Dist: No. 7
Enumeration Dist: No. 129

NOTE A.—The light dotted perpendicular lines, which divide the spaces intended for numbers on this Schedule, are intended to separate the units, tens, &c., from each other, and the Enumerator should be careful that the figures are written within the small spaces so formed, thus: | | 7 | 4 |, | 4 | 2 | 1 |, | | 3 | 9 |, the units in the right-hand small spaces.

NOTE B.—Make an affirmative entry by a slanting line (thus /) in one of the three columns 2, 3, and 4, according as the fact is in the case of each farm—in column 2, if the occupier is the owner of the farm; in column 3, if he is the tenant at a fixed money rental; in column 4, if he conducts it for a share of the product.

NOTE C.—Enumerators will observe that there are 100 questions relating to each farm, which are arranged in four successive divisions of each schedule page.

SCHEDULE 2.—Productions of Agriculture in 129 in the County of Ray, State of Missouri

enumerated by me on the 16th day of June, 1880. John H Dunn, *Enumerator.*

OF THE PERSON WHO CONDUCTS THIS FARM.				ACRES OF LAND.				FARM VALUES.			FENCES.		LABOR.			GRASS LANDS.						
	TENURE.			IMPROVED.		UNIMPROVED.										ACREAGE 1879.		PRODUCTS HARVESTED IN 1879.				
THE NAME.	Owner.	Rents for fixed money rental.	Rents for shares of products.	Tilled, including fallow and grass in rotation, (whether pasture or meadow.)	Permanent meadows, permanent pastures, orchards, vineyards.	Woodland and forest.	Other unimproved, including "old fields" not growing wood.	Of farm, (including land, fences, and buildings.	Of farming implements and machinery.	Of Live Stock.	Cost of building and repairing in 1879.	Cost of fertilizers purchased in 1879.	Amount paid for wages for farm labor during 1879, including value of board.	Weeks hired labor in 1879 upon farm (and dairy) excluding house-work.	Estimated value of all farm productions (sold, consumed, or on hand) for 1879.	Mown.	Not Mown.	Hay.	Clover Seed.	Grass Seed.	Horses of all ages on hand June 1, 1880.	Mules and Asses, all ages, on hand June 1, 1880.
	No.	No.	No.	No.	No.	No.	No.	Dollars.	Dollars.	Dollars.	Dollars.	Dollars.	Dollars.	No.	Dollars.	Acres.	Acres.	Tons.	Bushels.	Bushels.	No.	No.
1	2	3	4	5	6	7	8	9	10	11	12	13	14	15	16	17	18	19	20	21	22	23
1 Arrowood J	/			16		24		300	10	100					100						2	
2 Kolman B			/	25		125		500	10	30					40						1	
3 Bathgate J	/			350	140	40		2000	200	2000	1200		200	85	1000	60		30			9	5
4 Knibbs J D			/	25	10	40		600	5	200					100						3	
5 Smith Jno	/			12		10		150	5	100					50						1	
6 Albertson Wm L			/	30		20		500	5	125					125						2	
7 Baird P W			/	31		20		500	5	150					100						2	
8 Gorhim B B	/			45	30	45		1200	20	1000	800		30	3	600	6		6			5	10
9 Gorham Safford	/			80	10	120		3000		25					75							
10 Simpson J R Jr.	/			30	45			600	10	150					125						2	

NEAT CATTLE AND THEIR PRODUCTS.											SHEEP.										SWINE.	POULTRY ON HAND JUNE 1ST, 1880, EXCLUSIVE OF SPRING HATCHING.		EGGS PRODUCED IN 1879.
ON HAND JUNE 1, 1880.			MOVEMENT, 1879.									MOVEMENT, 1879.							CLIP, SPRING 1880, SHORN AND TO BE SHORN.					
				Cattle of all ages								Sheep and lambs												
Working oxen.	Milch cows.	Other.	Calves dropped.	Purchased.	Sold living.	Slaughtered.	Died, strayed, and stolen and not recovered.	Milk sold, or sent to butter and cheese factories in 1879.	Butter made on the farm in 1879.	Cheese made on the farm in 1879.	On hand June 1, 1880.	Lambs dropped.	Purchased.	Sold living.	Slaughtered.	Killed by dogs.	Died of disease.	Died of stress of weather.	Fleeces.	Weight.	On hand June 1, 1880.	Barn-yard.	Other.	
No.	No.	No.	No.	No.	No.	No.	No.	Gallons.	Lbs.	Lbs.	No.	No.	No.	No.	No.	No.	No.	No.	No.	Lbs.	No.	No.	No.	Doz.
24	25	26	27	28	29	30	31	32	33	34	35	36	37	38	39	40	41	42	43	44	45	46	47	48
1																					6	20		104
2																					1	6		20
3		9	34	9	12	55			250												170	60		150
4		2		1					60												7	36	4	100
5		1							25												8	25		50
6		2		2																	7	12		52
7		1		1					20												13	15		50
8		3	3	2							19	11							19	95	40			
9		1																						
10																					20	24		50

CEREALS.												PULSE.		FIBER.						SUGAR.					BROOM CORN. 1879.	
BARLEY. 1879.		BUCKWHEAT. 1879.		INDIAN CORN. 1879.		OATS. 1879.		RYE. 1879.		WHEAT. 1879.				FLAX—1879.				HEMP.		SORGHUM—1879.			MAPLE—1879.			
Area.	Crop.	Area.	Crop.	Area.	Crop.	Area.	Crop.	Area.	Crop.	Area.	Crop.	Canada Peas, (Dry.), in 1879.	Beans, (Dry.) in 1879.	Area in Crop.	Seed.	Straw.	Fiber.			Area in Crop.	Sugar.	Molasses.	Sugar.	Molasses.		
Acres.	Bush.	Acres.	Bush.	Acres.	Bush.	Acres.	Bush.	Acres.	Bush.	Acres.	Bush.	Bush.	Bush.	Acres.	Bush.	Tons.	Lbs.	Acs.	Tns.	Acres.	Lbs.	Galls.	Lbs.	Galls.	Acs.	Lbs.
49	50	51	52	53	54	55	56	57	58	59	60	61	62	63	64	65	66	67	68	69	70	71	72	73	74	75
				12	300															1/2		20				
				8	150																					
				60	1600	32	900	25	135	12	100															
				20	700															1/4		33				
				5	200					4	16									1/16		11				
				25	1250															1/2		70				
				14	600	10	200			4	35									1/4		40				
				45	1500	20	800			3	72															
				10	300																					
				18	370																					

HOPS. 1879.		POTATOES, (Irish.) 1879.		POTATOES, (Sweet.) 1879.		TOBACCO. 1879.		ORCHARDS—1879.							NURSERIES.		VINEYARDS.			MARKET GARDENS.	BEES—1879.		FOREST PRODUCTS.	
								APPLE.			PEACH.			Total value of orchard products of all kinds sold or consumed.						Value of produce sold in 1879.			Amount of wood cut in 1879.	Value of all forest products sold or consumed in 1879.
Area.	Crop.	Area.	Crop.	Area.	Crop.	Area.	Crop.	Acres.	Bearing trees.	Bushels. 1879.	Acres.	Bearing trees.	Bushels. 1879.		Acres.	Value of produce sold in 1879.	Acres.	Grapes sold in 1879.	Wine made in 1879.		Honey.	Wax.		
Acres.	Lbs.	Acres.	Bush.	Acres.	Bush.	Acres.	Lbs.	No.	No.	No.	No.	No.	No.	Dollars.	No.	Dollars.	No.	Lbs.	Galls.	Dollars.	Lbs.	Lbs.	Cords.	Dollars.
76	77	78	79	80	81	82	83	84	85	86	87	88	89	90	91	92	93	94	95	96	97	98	99	100
		1/4	20																					
		1/4	30																					
		1/4	30					8	150	10	1/2	50					1/8							
			4																					
		1/4	20																					
		1/4	25			1/8	30																	
		1/4	10																					

C.

Page No. 23
Supervisor's Dist: No. 7
Enumeration Dist: No. 129

NOTE A.—The light dotted perpendicular lines, which divide the spaces intended for numbers on this Schedule, are intended to separate the units, tens, &c., from each other, and the Enumerator should be careful that the figures are written within the small spaces so formed, thus: | | 7 | 4 |, the units | | 4 | 2 | 1 | in the right-hand small spaces. | | 3 | 9 |

NOTE B.—Make an affirmative entry by a slanting line (thus /) in one of the three columns 2, 3, and 4, according as the fact is in the case of each farm—in column 2, if the occupier is the owner of the farm; in column 3, if he is the tenant at a fixed money rental; in column 4, if he conducts it for a share of the product.

NOTE C.—Enumerators will observe that there are 100 questions relating to each farm, which are arranged in four successive divisions of each schedule page.

SCHEDULE 2.—Productions of Agriculture in 129 in the County of Ray, State of Missouri

enumerated by me on the 16th day of June, 1880. John H Dunn, *Enumerator.*

OF THE PERSON WHO CONDUCTS THIS FARM.				ACRES OF LAND.				FARM VALUES.			FENCES.		LABOR.			GRASS LANDS.						
	TENURE.			IMPROVED.		UNIMPROVED.										ACREAGE 1879.		PRODUCTS HARVESTED IN 1879.				
THE NAME.	Owns.	Rents for fixed money rental.	Rents for shares of products.	Tilled, including fallow and grass in rotation, (whether pasture or meadow.)	Permanent meadows, permanent pastures, orchards, vineyards.	Woodland and forest.	Other unimproved, including "old fields" not growing wood.	Of farm, including land, fences, and buildings.	Of farming implements and machinery.	Of Live Stock.	Cost of building and repairing in 1879.	Cost of fertilizers purchased in 1879.	Amount paid for wages for farm labor during 1879, including value of board.	Weeks hired labor in 1879 upon farm (and dairy) excluding house-work.	Estimated value of all farm productions (sold, consumed, or on hand) for 1879.	Mown.	Not Mown.	Hay.	Clover Seed.	Grass Seed.	Horses of all ages on hand June 1, 1880.	Mules and Asses, all ages, on hand June 1, 1880.
				No.	No.	No.	No.	Dollars.	Dollars.	Dollars.	Dollars.	Dollars.	Dollars.	No.	Dollars.	Acres.	Acres.	Tons.	Bushels.	Bushels.	No.	No.
1	2	3	4	5	6	7	8	9	10	11	12	13	14	15	16	17	18	19	20	21	22	23
1 Gorham Wm	1			20	8	8		600	10	250					200						2	1
2 Crenshaw & Co	1			30	80			1500	25	400					300						3	1
3																						
4																						
5																						
6																						
7																						
8																						
9																						
10																						

NEAT CATTLE AND THEIR PRODUCTS.											SHEEP.									SWINE.	POULTRY ON HAND JUNE 1ST, 1880, EXCLUSIVE OF SPRING HATCHING.		
ON HAND JUNE 1, 1880.			MOVEMENT, 1879.															CLIP, SPRING 1880, SHORN AND TO BE SHORN.					
				Cattle of all ages								MOVEMENT, 1879.											
													Sheep and lambs										
Working oxen.	Milch cows.	Other.	Calves dropped.	Purchased.	Sold living.	Slaughtered.	Died, strayed, and stolen, and not recovered.	Milk sold, or sent to butter and cheese factories in 1879.	Butter made on the farm in 1879.	Cheese made on the farm in 1879.	On hand June 1, 1880.	Lambs dropped.	Purchased.	Sold living.	Slaughtered.	Killed by dogs.	Died of disease.	Died of stress of weather.	Fleeces.	Weight.	On hand June 1, 1880.	Barn-yard.	Other.	Eggs produced in 1879.
No.	No.	No.	No.	No.	No.	No.	No.	Gallons.	Lbs.	Lbs.	No.	No.	No.	No.	No.	No.	No.	No.	No.	Lbs.	No.	No.	No.	Doz.
24	25	26	27	28	29	30	31	32	33	34	35	36	37	38	39	40	41	42	43	44	45	46	47	48
1	2	3	1								13	6							13	63	11	25		40
2	3		2								13	3							13	65	32			
3																								
4																								
5																								
6																								
7																								
8																								
9																								
10																								

CEREALS.												PULSE.		FIBER.						SUGAR.					BROOM CORN. 1879.	
BARLEY. 1879.		BUCKWHEAT. 1879.		INDIAN CORN. 1879.		OATS. 1879.		RYE. 1879.		WHEAT. 1879.				FLAX—1879.				HEMP.		SORGHUM—1879.			MAPLE—1879.			
Area.	Crop.	Area.	Crop.	Area.	Crop.	Area.	Crop.	Area.	Crop.	Area.	Crop.	Canada Peas, (Dry.) in 1879.	Beans, (Dry.) in 1879.	Area in Crop.	Seed.	Straw.	Fiber.			Area in Crop.	Sugar.	Molasses.	Sugar.	Molasses.		
Acres.	Bush.	Acres.	Bush.	Acres.	Bush.	Acres.	Bush.	Acres.	Bush.	Acres.	Bush.	Bush.	Bush.	Acres.	Bush.	Tons.	Lbs.	Acs.	Tns.	Acres.	Lbs.	Galls.	Lbs.	Galls.	Acs.	Lbs.
49	50	51	52	53	54	55	56	57	58	59	60	61	62	63	64	65	66	67	68	69	70	71	72	73	74	75
1				25	1250					4	20									1		80				
2				25	1250					4	20											10				
3																										
4																										
5																										
6																										
7																										
8																										
9																										
10																										

HOPS. 1879.		POTATOES, (Irish.) 1879.		POTATOES, (Sweet.) 1879.		TOBACCO. 1879.		ORCHARDS—1879.					NURSERIES.		VINEYARDS.			MARKET GARDENS.	BEES—1879.		FOREST PRODUCTS.	
								APPLE.			PEACH.											
Area.	Crop.	Area.	Crop.	Area.	Crop.	Area.	Crop.	Acres.	Bearing trees.	Bushels. 1879.	Acres.	Bearing trees.	Bushels. 1879.	Total value of orchard products of all kinds sold or consumed.	Acres.	Value of produce sold in 1870.	Acres.	Grapes sold in 1879.	Wine made in 1879.	Value of produce sold in 1879.	Honey.	Wax.	Amount of wood cut in 1879.	Value of all forest products sold or consumed in 1879.
Acres.	Lbs.	Acres.	Bush.	Acres.	Bush.	Acres.	Lbs.	No.	No.	No.	No.	No.	No.	Dollars.	No.	Dollars.	No.	Lbs.	Galls.	Dollars.	Lbs.	Lbs.	Cords.	Dollars.
76	77	78	79	80	81	82	83	84	85	86	87	88	89	90	91	92	93	94	95	96	97	98	99	100
1		1/2	10					1																
2		1/2	3					1	6	24														
3																								
4																								
5																								
6																								
7																								
8																								
9																								
10																								

D.

Page No. .....
Supervisor's Dist: No. .....
Enumeration Dist: No. .....

NOTE A.—The light dotted perpendicular lines, which divide the spaces intended for numbers on this Schedule, are intended to separate the units, tens, &c., from each other, and the Enumerator should be careful that the figures are written within the small spaces so formed, thus: 7 4, the units in the right-hand small spaces. 4 2 1 3 9

NOTE B.—Make an affirmative entry by a slanting line (thus /) in one of the three columns 2, 3, and 4, according as the fact is in the case of each farm—in column 2, if the occupier is the owner of the farm; in column 3, if he is the tenant at a fixed money rental; in column 4, if he conducts it for a share of the product.

NOTE C.—Enumerators will observe that there are 100 questions relating to each farm, which are arranged in four successive divisions of each schedule page.

SCHEDULE 2.—Productions of Agriculture in ..... in the County of ....., State of .....

enumerated by me on the ..... day of June, 1880. .....

Enumerator.

OF THE PERSON WHO CONDUCTS THIS FARM.				ACRES OF LAND.				FARM VALUES.			FENCES.		LABOR.			GRASS LANDS.						
	TENURE.			IMPROVED.		UNIMPROVED.										ACREAGE 1879.		PRODUCTS HARVESTED IN 1879.				
THE NAME.	Owns.	Rents for fixed money rental.	Rents for shares of products.	Tilled, including fallow and grass in rotation, (whether pasture or meadow.)	Permanent meadows, permanent pastures, orchards, vineyards.	Woodland and forest.	Other unimproved, including "old fields" not growing wood.	Of farm, including land, fences, and buildings.	Of farming implements and machinery.	Of Live Stock.	Cost of building and repairing in 1879.	Cost of fertilizers purchased in 1879.	Amount paid for wages for farm labor during 1879, including value of board.	Weeks hired labor in 1879 upon farm (and dairy) excluding house-work	Estimated value of all farm productions (sold, consumed, or on hand) for 1879.	Mown.	Not Mown.	Hay.	Clover Seed.	Grass Seed.	Horses of all ages on hand June 1, 1880.	Mules and Asses, all ages, on hand June 1, 1880.
				No.	No.	No.	No.	Dollars.	Dollars.	Dollars.	Dollars.	Dollars.	Dollars.	No.	Dollars.	Acres.	Acres.	Tons.	Bushels.	Bushels.	No.	No.
1	2	3	4	5	6	7	8	9	10	11	12	13	14	15	16	17	18	19	20	21	22	23
1																						
2																						
3																						
4																						
5																						
6																						
7																						
8																						
9																						
10																						

NEAT CATTLE AND THEIR PRODUCTS.											SHEEP.									SWINE.	POULTRY ON HAND JUNE 1ST, 1880, EXCLUSIVE OF SPRING HATCHING.		EGGS PRODUCED IN 1879.
ON HAND JUNE 1, 1880.			MOVEMENT, 1879.					Milk sold, or sent to butter and cheese factories in 1879.	Butter made on the farm in 1879.	Cheese made on the farm in 1879.	On hand June 1, 1880.	MOVEMENT, 1879.							CLIP, SPRING 1880, SHORN AND TO BE SHORN.					
				Cattle of all ages.									Sheep and lambs											
Working oxen.	Milch cows.	Other.	Calves dropped.	Purchased.	Sold living.	Slaughtered.	Died, strayed, sold in fall, and not recovered.					Lambs dropped.	Purchased.	Sold living.	Slaughtered.	Killed by dogs.	Died of disease.	Died of stress of weather.	Fleeces.	Weight.	On hand June 1, 1880.	Barn-yard.	Other.	
No.	No.	No.	No.	No.	No.	No.	No.	Gallons.	Lbs.	Lbs.	No.	No.	No.	No.	No.	No.	No.	No.	No.	Lbs.	No.	No.	No.	Doz.
24	25	26	27	28	29	30	31	32	33	34	35	36	37	38	39	40	41	42	43	44	45	46	47	48
1																								
2																								
3																								
4																								
5																								
6																								
7																								
8																								
9																								
10																								

CEREALS.												PULSE.		FIBER.						SUGAR.					BROOM CORN. 1879.	
BARLEY. 1879.		BUCKWHEAT. 1879.		INDIAN CORN. 1879.		OATS. 1879.		RYE. 1879.		WHEAT. 1879.				FLAX—1879.				HEMP.		SORGHUM—1879.			MAPLE—1879.			
Area.	Crop.	Area.	Crop.	Area.	Crop.	Area.	Crop.	Area.	Crop.	Area.	Crop.	Canada Peas, (Dry.) in 1879.	Beans, (Dry.) in 1879.	Area in Crop.	Seed.	Straw.	Fiber.			Area in Crop.	Sugar.	Molasses.	Sugar.	Molasses.		
Acres.	Bush.	Acres.	Bush.	Acres.	Bush.	Acres.	Bush.	Acres.	Bush.	Acres.	Bush.	Bush.	Bush.	Acres.	Bush.	Tons.	Lbs.	Acs.	Tns.	Acres.	Lbs.	Galls.	Lbs.	Galls.	Acs.	Lbs.
49	50	51	52	53	54	55	56	57	58	59	60	61	62	63	64	65	66	67	68	69	70	71	72	73	74	75
1																										
2																										
3																										
4																										
5																										
6																										
7																										
8																										
9																										
10																										

HOPS. 1879.		POTATOES, (Irish.) 1879.		POTATOES, (Sweet.) 1879.		TOBACCO. 1879.		ORCHARDS—1879.						Total value of orchard products of all kinds sold or consumed.	NURSERIES.		VINEYARDS.			MARKET GARDENS.	BEES—1879.		FOREST PRODUCTS.	
								APPLE.			PEACH.													
Area.	Crop.	Area.	Crop.	Area.	Crop.	Area.	Crop.	Acres.	Bearing trees.	Bushels. 1879.	Acres.	Bearing trees.	Bushels. 1879.		Acres.	Value of produce sold in 1879.	Acres.	Grapes sold in 1879.	Wine made in 1879.	Value of produce sold in 1879.	Honey.	Wax.	Amount of wood cut in 1879.	Value of all forest products sold or consumed in 1879.
Acres.	Lbs.	Acres.	Bush.	Acres.	Bush.	Acres.	Lbs.	No.	No.	No.	No.	No.	No.	Dollars.	No.	Dollars	No.	Lbs.	Galls.	Dollars.	Lbs.	Lbs.	Cords.	Dollars.
76	77	78	79	80	81	82	83	84	85	86	87	88	89	90	91	92	93	94	95	96	97	98	99	100
1																								
2																								
3																								
4																								
5																								
6																								
7																								
8																								
9																								
10																								

[7–306.]

Recd July 30, 1880

A.

Page No. 1
Supervisor's Dist: No. 7
Enumeration Dist: No. 130

NOTE A.—The light dotted perpendicular lines, which divide the spaces intended for numbers on this Schedule, are intended to separate the units, tens, &c., from each other, and the Enumerator should be careful that the figures are written within the small spaces so formed, thus: 7 4, the units in the right-hand small spaces. 4 2 1 3 9

NOTE B.—Make an affirmative entry by a slanting line (thus /) in one of the three columns 2, 3, and 4, according as the fact is in the case of each farm—in column 2, if the occupier is the owner of the farm; in column 3, if he is the tenant at a fixed money rental; in column 4, if he conducts it for a share of the product.

NOTE C.—Enumerators will observe that there are 100 questions relating to each farm, which are arranged in four successive divisions of each schedule page.

SCHEDULE 2.—Productions of Agriculture in Knoxville Township in the County of Ray, State of Missouri

enumerated by me on the 1st day of June, 1880. Geo Sanderson, *Enumerator.*

OF THE PERSON WHO CONDUCTS THIS FARM.				ACRES OF LAND.				FARM VALUES.			FENCES.		LABOR.			GRASS LAND.						
	TENURE.			IMPROVED.		UNIMPROVED.										ACREAGE 1879.		PRODUCTS HARVESTED IN 1879.				
THE NAME.	Owner.	Rents for fixed money rental.	Rents for shares of products.	Tilled, including fallow and grass in rotation, (whether pasture or meadow.)	Permanent meadows, permanent pastures, orchards, vineyards.	Woodland and forest.	Other unimproved, including "old fields" not growing wood.	Of farm, including land, fences, and buildings.	Of farming implements and machinery.	Of Live Stock.	Cost of building and repairing in 1879.	Cost of fertilizers purchased in 1879.	Amount paid for wages for farm labor during 1879, including value of board.	Weeks hired labor in 1879 upon farm (and dairy) not doing house-work.	Estimated value of all farm productions (sold, consumed, or on hand) for 1879.	Mowed.	Not Mowed.	Hay.	Clover Seed.	Grass Seed.	Horses of all ages on hand June 1, 1880.	Mules and Asses, all ages, on hand June 1, 1880.
	No.	No.	No.	No.	No.	No.	No.	Dollars.	Dollars.	Dollars.	Dollars.	Dollars.	Dollars.	No.	Dollars.	Acres.	Acres.	Tons.	Bushels.	Bushels.	No.	No.
1	2	3	4	5	6	7	8	9	10	11	12	13	14	15	16	17	18	19	20	21	22	23
1 McAdams Joseph	/			25		15		400	50	155					150						3	
2 Sloan Thomas A.		/		40				300	10	20					200							
3 Isenhoud John			/	20		10		200	40	150					100						2	1
4 Holman L. R	/			200	80	100	40	2800	400	2300	100		1000		500	40	40	40			12	5
5 Holman Reuben	/			80		45		1000	50	160					200						3	1
6 Isenhoud Wm H.	/			15		15		150	10	100					75							1
7 Westanes Henry		/		40		40		300	10	115					100						2	
8 Hankins Richard		/		30		60		500	15	160					150						1	
9 Bales Elizabeth	/			50		30		700	25	300					200						3	
10 Ogden M. P	/			30		49		632	20	80	10				50						2	

NEAT CATTLE AND THEIR PRODUCTS.											SHEEP.									SWINE.	POULTRY ON HAND JUNE 1ST, 1880, EXCLUSIVE OF SPRING HATCHING.		
ON HAND JUNE 1, 1880.			MOVEMENT, 1879.								ON HAND JUNE 1, 1880.	MOVEMENT, 1879.							CLIP, SPRING 1880, SHORN AND TO BE SHORN.					
				Cattle of all ages									Sheep and lambs										
Working oxen.	Milch cows.	Other.	Calves dropped.	Purchased.	Sold living.	Slaughtered.	Died, strayed, and st. len, and not recovered.	Milk sold, or sent to butter and cheese factories in 1879.	Butter made on the farm in 1879.	Cheese made on the farm in 1879.		Lambs dropped.	Purchased.	Sold living.	Slaughtered.	Killed by dogs.	Died of disease.	Died of stress of weather.	Fleeces.	Weight.	On hand June 1, 1880.	Barnyard.	Other.	Eggs produced in 1879.
No.	No.	No.	No.	No.	No.	No.	No.	Gallons.	Lbs.	Lbs.	No.	No.	No.	No.	No.	No.	No.	No.	No.	Lbs.	No.	No.	No.	Doz.
24	25	26	27	28	29	30	31	32	33	34	35	36	37	38	39	40	41	42	43	44	45	46	47	48
1	2	1	1						60												16	100		50
2	1	1							20												5	25		15
3	1		1																		2	14		10
4	6	25	6	500	500																400	25		25
5	1		1		1																6	50		40
6	1								15												6	20		20
7	1																				1	100		75
8	2								60		3								5	10	7	11	15	10
9	3	1	1						25		4								4	12	8	60	11	40
10																					6	12		10

CEREALS												PULSE.		FIBER.						SUGAR.						BROOM CORN.	
BARLEY. 1879.		BUCKWHEAT. 1879.		INDIAN CORN. 1879.		OATS. 1879.		RYE. 1879.		WHEAT. 1879.		Canada Peas, (Dry.) in 1879.	Beans, (Dry.) in 1879.	FLAX—1879.				HEMP.		SORGHUM—1879.			MAPLE—1879.			1879.	
Area.	Crop.	Area.	Crop.	Area.	Crop.	Area.	Crop.	Area.	Crop.	Area.	Crop.			Area in Crop.	Seed.	Straw.	Fiber.			Area in Crop.	Sugar.	Molasses.	Sugar.	Molasses.			
Acres.	Bush.	Acres.	Bush.	Acres.	Bush.	Acres.	Bush.	Acres.	Bush.	Acres.	Bush.	Bush.	Bush.	Acres.	Bush.	Tons.	Lbs.	Acs.	Tns.	Acres	Lbs.	Galls.	Lbs.	Galls.		Acs.	Lbs.
49	50	51	52	53	54	55	56	57	58	59	60	61	62	63	64	65	66	67	68	69	70	71	72	73		74	75
1				15	120																						
2				40	250																						
3				80	3200	10	150																				
4				15	200	3	60																				
5				10	60					6	100																
6				20	100																						
7				20	120																						
8				25	175	10	200			15	300									1		80	50				
9				20	150	5	100			10	150																
10				25	200																						

HOPS. 1879.		POTATOES, (Irish.) 1879.		POTATOES, (Sweet.) 1879.		TOBACCO. 1879.		ORCHARDS—1879.						NURSERIES.		VINEYARDS			MARKET GARDENS.	BEES—1879.		FOREST PRODUCTS.	
								APPLE.			PEACH.												
Area.	Crop.	Area.	Crop.	Area.	Crop.	Area.	Crop.	Acres.	Bearing trees.	Bushels. 1879.	Acres.	Bearing trees.	Bushels. 1879.	Total value of orchard products of all kinds sold or consumed.	Acres.	Value of produce sold in 1879.	Acres.	Grapes sold in 1879.	Wine made in 1879.	Value of produce sold in 1879.	Honey.	Wax.	Amount of wood cut in 1879.	Value of all forest products sold or consumed in 1879.
Acres.	Lbs.	Acres.	Bush.	Acres.	Bush.	Acres.	Lbs.	No.	No.	No.	No.	No.	No.	Dollars.	No.	Dollars.	No.	Lbs.	Galls.	Dollars.	Lbs.	Lbs.	Cords.	Dollars.
76	77	78	79	80	81	82	83	84	85	86	87	88	89	90	91	92	93	94	95	96	97	98	99	100
1		½	20																				20	40
2								3	40	10				10									10	20
3																							40	80
4																							40	80
5																							25	50
6																							40	80
7																							15	30
8																							30	60
9																							30	60
10		½	10					½	7														40	80

B.

[7–306.]

Page No. 2
Supervisor's Dist: No. 7
Enumeration Dist: No. 130

NOTE A.—The light dotted perpendicular lines, which divide the spaces intended for numbers on this Schedule, are intended to separate the units, tens, &c., from each other, and the Enumerator should be careful that the figures are written within the small spaces so formed, thus: | 7 | 4 |, the units | 4 | 2 | in the right-hand small spaces. | 3 | 9 |

NOTE B.—Make an affirmative entry by a slanting line (thus /) in one of the three columns 2, 3, and 4, according as the fact is in the case of each farm—in column 2, if the occupier is the owner of the farm; in column 3, if he is the tenant at a fixed money rental; in column 4, if he conducts it for a share of the product.

NOTE C.—Enumerators will observe that there are 100 questions relating to each farm, which are arranged in four successive divisions of each schedule page.

SCHEDULE 2.—Productions of Agriculture in Knoxville Township in the County of Ray, State of Mo

enumerated by me on the 1 day of June, 1880. Geo Sanderson

Enumerator.

OF THE PERSON WHO CONDUCTS THIS FARM.				ACRES OF LAND.				FARM VALUES.			FENCES.		LABOR			GRASS LANDS.						
	TENURE.			IMPROVED.		UNIMPROVED.										ACREAGE 1879.		PRODUCTS HARVESTED IN 1879.				
THE NAME.	Owner.	Rents for fixed money rental.	Rents for shares of products.	Tilled, including fallow and grass in rotation, (whether pasture or meadow.)	Permanent meadows, permanent pastures, orchards, vineyards.	Woodland and forest.	Other unimproved, including "old fields" not growing wood.	Of farm, including land, fences, and buildings.	Of farming implements and machinery.	Of Live Stock.	Cost of building and repairing in 1879.	Cost of fertilizers purchased in 1879.	Amount paid for wages for farm labor during 1879, including value of board.	Weeks hired labor in 1879 upon farm (and dairy) excluding house-work.	Estimated value of all farm productions (sold, consumed, or on hand) for 1879.	Mown.	Not Mown.	Hay.	Clover Seed.	Grass Seed.	Horses of all ages, on hand June 1, 1880.	Mules and Asses, all ages, on hand June 1, 1880.
				No.	No.	No.	No.	Dollars.	Dollars.	Dollars.	Dollars.	Dollars.	Dollars.	No.	Dollars.	Acres.	Acres.	Tons.	Bushels.	Bushels.	No.	No.
1	2	3	4	5	6	7	8	9	10	11	12	13	14	15	16	17	18	19	20	21	22	23
1 Perry Dames		1		5		10		250		80					200						2	
2 Sinks Willis		1		20	4	60		400	35	175	15				220							2
3 Lee Williams			1	36				400	50	160					300						2	
4 Hunt Hardy			1	40	2	90		800	35	200					150		5		2			2
5 Isenhoud Reuben			1	15				150	15	65					200						1	
6 Bales Henry	1			10		10		100	10	160	20				100							2
7 Baddup Charles	1			10				100	10	60					150						1	
8 Cates Baldwin			1	10		80		400		75					100						2	
9 Clark Wm S.		1		14				140	10	60					80						2	
10 Bales Elizabeth			1	18		12		200	10	105					100						2	

NEAT CATTLE AND THEIR PRODUCTS.											SHEEP.											SWINE.	POULTRY ON HAND JUNE 1ST, 1880, EXCLUSIVE OF SPRING HATCHING.		EGGS PRODUCED IN 1879.
ON HAND JUNE 1, 1880.			MOVEMENT, 1879.								ON HAND JUNE 1, 1880.		MOVEMENT, 1879.						CLIP, SPRING 1880, SHORN AND TO BE SHORN.						
			Cattle of all ages					Milk sold, or sent to but ter and cheese factories in 1879.	Butter made on the farm in 1879.	Cheese made on the farm in 1879.			Sheep and lambs									On hand June 1, 1880.	Poultry—Barn-yard.	Poultry—Other.	
Working oxen.	Milch cows.	Other.	Calves dropped.	Purchased.	Sold living.	Slaughtered.	Died, strayed, and stolen, and not recovered.				Lambs dropped.	Purchased.	Sold living.	Slaughtered.	Killed by dogs.	Died of disease.	Died of stress of weather.	Fleeces.	Weight.					
No.	No.	No.	No.	No.	No.	No.	No.	Gallons.	Lbs.	Lbs.	No.	No.	No.	No.	No.	No.	No.	No.	Lbs.	No.	No.	No.	Doz.
24	25	26	27	28	29	30	31	32	33	34	35	36	37	38	39	40	41	42	43	44	45	46	47	48
1	2	3	1	1	1															8	50	60	50	1
2	1	1	1																	1	24	22	24	2
3	2	1			1				50											1	40	12	40	3
4	1			1							1								1	4	8	30		20	4
5	1	1																			1	14		10	5
6	2	2	2						50												10	30	3	15	6
7	1																				1	14		92	7
8	1				1																	28		28	8
9																					2	10		10	9
10	1	1	1																			8		8	10

CEREALS.												PULSE.		FIBER.						SUGAR.						BROOM CORN. 1879.	
BARLEY. 1879.		BUCKWHEAT. 1879.		INDIAN CORN. 1879.		OATS. 1879.		RYE. 1879.		WHEAT. 1879.				FLAX—1879.				HEMP.		SORGHUM—1879.			MAPLE—1879.				
Area.	Crop.	Area.	Crop.	Area.	Crop.	Area.	Crop.	Area.	Crop.	Area.	Crop.	Canada Peas, (Dry.) in 1879.	Beans, (Dry,) in 1879.	Area in Crop.	Seed.	Straw.	Fiber.			Area in Crop.	Sugar.	Molasses.	Sugar.	Molasses.			
Acres.	Bush.	Acres.	Bush.	Acres.	Bush.	Acres.	Bush.	Acres.	Bush.	Acres.	Bush.	Bush.	Bush.	Acres.	Bush.	Tons.	Lbs.	Acs.	Tns.	Acres.	Lbs.	Galls.	Lbs.	Galls.	Acs.	Lbs.
49	50	51	52	53	54	55	56	57	58	59	60	61	62	63	64	65	66	67	68	69	70	71	72	73	74	75
1				26	1000																					
2				15	600																					
3				30	200	10	150			7	36									1		37				
4				22	800					4	16															
5				20	500					10	100									1		40				
6				20	600															1/2		40				
7				16	500															1		53				
8				20	600	8	80													2		80				
9				11	75	3	50													1/4		18	19			
10				10	200																					

HOPS. 1879.		POTATOES, (Irish.) 1879.		POTATOES, (Sweet.) 1879.		TOBACCO. 1879.		ORCHARDS—1879.						NURSERIES.		VINEYARDS.			MARKET GARDENS.	BEES—1879.		FOREST PRODUCTS.	
								APPLE.			PEACH.												
Area.	Crop.	Area.	Crop.	Area.	Crop.	Area.	Crop.	Acres.	Bearing trees.	Bushels. 1879.	Acres.	Bearing trees.	Bushels. 1879.	Total value of orchard products of all kinds sold or consumed.	Acres.	Value of produce sold in 1879.	Acres.	Grapes sold in 1879.	Wine made in 1879.	Value of produce sold in 1879.	Honey.	Wax.	Amount of wood cut in 1879.	Value of all forest products sold or consumed in 1879.
Acres.	Lbs.	Acres.	Bush.	Acres.	Bush.	Acres.	Lbs.	No.	No.	No.	No.	No.	No.	Dollars.	No.	Dollars.	No.	Lbs.	Galls.	Dollars.	Lbs.	Lbs.	Cords.	Dollars.
76	77	78	79	80	81	82	83	84	85	86	87	88	89	90	91	92	93	94	95	96	97	98	99	100
1								2	8															
2		1	35																				30	60
3																							25	50
4								2	30			30											15	30
5																							15	30
6		1	10																				20	40
7			8																				30	60
8		1/2	12			1	400																40	80
9		1	40																				20	40
10			7																				25	50

[7–306.]

C.

Page No. 3
Supervisor's Dist: No. 7
Enumeration Dist: No. 130

NOTE A.—The light dotted perpendicular lines, which divide the spaces intended for numbers on this Schedule, are intended to separate the units, tens, &c., from each other, and the Enumerator should be careful that the figures are written within the small spaces so formed, thus: 7 4, the units in the right-hand small spaces. 4 2 1 3 9

NOTE B.—Make an affirmative entry by a slanting line (thus /) in one of the three columns 2, 3, and 4, according as the fact is in the case of each farm—in column 2, if the occupier is the owner of the farm; in column 3, if he is the tenant at a fixed money rental; in column 4, if he conducts it for a share of the product.

NOTE C.—Enumerators will observe that there are 100 questions relating to each farm, which are arranged in four successive divisions of each schedule page.

SCHEDULE 2.—Productions of Agriculture in Knoxville Township in the County of Ray, State of Mo

enumerated by me on the 1st & 2 day of June, 1880. Geo Sanderson, *Enumerator.*

OF THE PERSON WHO CONDUCTS THIS FARM.				ACRES OF LAND.				FARM VALUES.			FENCES.		LABOR.			GRASS LANDS.						
	TENURE.			IMPROVED.		UNIMPROVED.										ACREAGE 1879.		PRODUCTS HARVESTED IN 1879.				
THE NAME.	Owner.	Rents for fixed money rental.	Rents for shares of products.	Tilled, including fallow and grass in rotation, (whether pasture or meadow.)	Permanent meadows, permanent pastures, orchards, vineyards.	Woodland and forest.	Other unimproved, including "old fields" not growing wood.	Of farm, including land, fences, and buildings.	Of farming implements and machinery.	Of Live Stock.	Cost of building and repairing in 1879.	Cost of fertilizers purchased in 1879.	Amount paid for wages for farm labor during 1879, including value of board.	Weeks hired labor in 1879 upon farm (and dairy) excluding house-work.	Estimated value of all farm productions (sold, consumed, or on hand) for 1879.	Mown.	Not Mown.	Hay.	Clover Seed.	Grass Seed.	Horses of all ages on hand June 1, 1880.	Mules and Asses, all ages, on hand June 1, 1880.
				No.	No.	No.	No.	Dollars.	Dollars.	Dollars.	Dollars.	Dollars.	Dollars.	No.	Dollars.	Acres.	Acres.	Tons.	Bushels.	Bushels.	No.	No.
1	2	3	4	5	6	7	8	9	10	11	12	13	14	15	16	17	18	19	20	21	22	23
1 Richardson Samuel			1	20		16		300	10	100					50						2	
2 McAdams Robt	1			15		15		240	25	300					200						4	2
3 Schooler Sanderson	1			16		24		300	60	180					125						2	1
4 Hodson Eliza J.	1			18		22		200	10	200					100						3	1
5 Gordon Geo A.			1	25		75		300	50	400					75						2	2
6 Cary Jacob A			1	20				200	20	100					150						2	
7 Hess Moses			1	35		15		400	25	30					50							
8 Smith Wm D.	1			70	25	100		1600	100	500					250						2	2
9 Smith Thomas			1	18				200	15	200					150						3	
10 Branson Huron	1			30	4	20	16	400	20	250					200	3		2			3	1

NEAT CATTLE AND THEIR PRODUCTS.											SHEEP.									SWINE.	POULTRY ON HAND JUNE 1ST, 1880, EXCLUSIVE OF SPRING HATCHING.		EGGS PRODUCED IN 1879.
ON HAND JUNE 1, 1880.			MOVEMENT, 1879.								ON HAND JUNE 1, 1880.	MOVEMENT, 1879.							CLIP, SPRING 1880, SHORN AND TO BE SHORN.		ON HAND JUNE 1, 1880.			
				Cattle of all ages									Sheep and lambs											
Working oxen.	Milch cows.	Other.	Calves dropped.	Purchased.	Sold living.	Slaughtered.	Died, strayed, lost, stolen, and not recovered.	Milk sold, or sent to butter and cheese factories in 1879.	Butter made on the farm in 1879.	Cheese made on the farm in 1879.		Lambs dropped.	Purchased.	Sold living.	Slaughtered.	Killed by dogs.	Died of disease.	Died of stress of weather.	Fleeces.	Weight.		Barn-yard.	Other.	
No.	No.	No.	No.	No.	No.	No.	No.	Gallons.	Lbs.	Lbs.	No.	No.	No.	No.	No.	No.	No.	No.	No.	Lbs.	No.	No.	No.	Doz.
24	25	26	27	28	29	30	31	32	33	34	35	36	37	38	39	40	41	42	43	44	45	46	47	48
1																					5	20	100	20 1
2	2	2	2		1		1	10	30		5	4							5	10	28	20		26 2
3	1	1	1								~~5~~ 15	~~4~~ 12							~~5~~ 15	~~10~~ 45	4	40		30 3
4	2	2	2								15	12									5	18	5	15 4
5	2																				61	50		40 5
6	1	1							16												1	6		6 6
7	1	1							20												15	24		25 7
8	3	2	2		2				15			3		6		4				12	16	40	2	40 8
9	1																				17	18		19 9
10	3								15		3			4		2			4	12	21	30	9	20 10

CEREALS.												PULSE.		FIBER.						SUGAR.						BROOM CORN. 1879.	
BARLEY. 1879.		BUCKWHEAT. 1879.		INDIAN CORN. 1879.		OATS. 1879.		RYE. 1879.		WHEAT. 1879.				FLAX—1879.				HEMP.		SORGHUM—1879.			MAPLE—1879.				
Area.	Crop.	Area.	Crop.	Area.	Crop.	Area.	Crop.	Area.	Crop.	Area.	Crop.	Canada Peas, (Dry.) in 1879.	Beans, (Dry.) in 1879.	Area in Crop.	Seed.	Straw.	Fiber.			Area in Crop.	Sugar.	Molasses.	Sugar.	Molasses.			
Acres.	Bush.	Acres.	Bush.	Acres.	Bush.	Acres.	Bush.	Acres.	Bush.	Acres.	Bush.	Bush.	Bush.	Acres.	Bush.	Tons.	Lbs.	Acres.	Tns.	Acres.	Lbs.	Galls.	Lbs.	Galls.		Acs.	Lbs.
49	50	51	52	53	54	55	56	57	58	59	60	61	62	63	64	65	66	67	68	69	70	71	72	73		74	75
1				20	600																						
2				40	1600	6	100													1		70					
3				15	500															—		15					
4				6	100					6	6	46								1/4		28					
5				10	150																						
6				15	300					10	10	180															
7				10	350																						
8				40	2000	12	200			20	200									1/2		30					
9				15	600															1		40	15				
10				45	4000					10	62									1/2		30					

HOPS. 1879.		POTATOES, (Irish.) 1879.		POTATOES, (Sweet.) 1879.		TOBACCO. 1879.		ORCHARDS—1879.					NURSERIES.		VINEYARDS.			MARKET GARDENS.	BEES—1879.		FOREST PRODUCTS.	
								APPLE.			PEACH.											
Area.	Crop.	Area.	Crop.	Area.	Crop.	Area.	Crop.	Acres.	Bearing trees.	Bushels. 1879.	Acres.	Bearing trees.	Bushels. 1879.	Total value of orchard products of all kinds sold or consumed.	Acres.	Value of produce sold in 1879.	Acres.	Grapes sold in 1879.	Wine made in 1879.	Value of produce sold in 1879.	Honey.	Wax.	Amount of wood cut in 1879.	Value of all forest products sold or consumed in 1879.
Acres.	Lbs.	Acres.	Bush.	Acres.	Bush.	Acres.	Lbs.	No.	No.	No.	No.	No.	No.	Dollars.	No.	Dollars.	No.	Lbs.	Galls.	Dollars.	Lbs.	Lbs.	Cords.	Dollars.
76	77	78	79	80	81	82	83	84	85	86	87	88	89	90	91	92	93	94	95	96	97	98	99	100
																							25	50 1
		1/4	20																				50	100 2
		1/4	10																				10	20 3
																							15	50 4
																							10	30 5
																							4	8 6
		1	25					2	20														20	40 7
		1/2	15																				20	42 8
		1/2	12																				10	20 9
																							20	40 10

1

D.

Page No. 4
Supervisor's Dist: No. 7
Enumeration Dist: No. 130

NOTE A.—The light dotted perpendicular lines, which divide the spaces intended for numbers on this Schedule, are intended to separate the units, tens, &c., from each other, and the Enumerator should be careful that the figures are written within the small spaces so formed, thus: | 7 | 4 |, the units | 4 | 2 | 1 | in the right-hand small spaces. | 3 | 9 |

NOTE B.—Make an affirmative entry by a slanting line (thus /) in one of the three columns 2, 3, and 4, according as the fact is in the case of each farm—in column 2, if the occupier is the owner of the farm; in column 3, if he is the tenant at a fixed money rental; in column 4, if he conducts it for a share of the product.

NOTE C.—Enumerators will observe that there are 100 questions relating to each farm, which are arranged in four successive divisions of each schedule page.

SCHEDULE 2.—Productions of Agriculture in Knoxville Township in the County of Ray, State of Missouri

enumerated by me on the 2 day of June, 1880. Geo Sandeson, *Enumerator.*

OF THE PERSON WHO CONDUCTS THIS FARM.				ACRES OF LAND.				FARM VALUES.			FENCES.		LABOR.			GRASS LANDS.						
	TENURE.			IMPROVED.		UNIMPROVED.										ACREAGE 1879.		PRODUCTS HARVESTED IN 1879.				
THE NAME.	Owner.	Rents for fixed money rental.	Rents for shares of products.	Tilled, including fallow and grass in rotation. (whether pasture or meadow.)	Permanent meadows, permanent pastures, orchards, vineyards.	Woodland and forest.	Other unimproved, including "old fields" not growing wood.	Of farm, including land, fences, and buildings.	Of farming implements and machinery.	Of Live Stock.	Cost of building and repairing in 1879.	Cost of fertilizers purchased in 1879.	Amount paid for wages for farm labor during 1879, including value of board.	Weeks hired labor in 1879 upon farm (and dairy) excluding house-work.	Estimated value of all farm productions (sold, consumed, or on hand) for 1879.	Mown.	Not Mown.	Hay.	Clover Seed.	Grass Seed.	Horses of all ages on hand June 1, 1880.	Mules and Asses, all ages, on hand June 1, 1880.
				No.	No.	No.	No.	Dollars.	Dollars.	Dollars.	Dollars.	Dollars.	Dollars.	No.	Dollars.	Acres.	Acres.	Tons.	Bushels.	Bushels.	No.	No.
1	2	3.	4	5	6	7	8	9	10	11	12	13	14	15	16	17	18	19	20	21	22	23
1 Fields Perry			1	28		15		400	20	200					100						2	
2 McNight pleasant	1			20		20		400	10	150					100						2	
3 Hatfield Wm L			1	35		18		450	20	100					75						1	
4 Maddux Julius	1			110		50		1130	60	400					400						3	2
5 Campbell Newton			1	20		20		300	30	200					100						2	
6 Campbell Zachariah			1	18				100	5	80					50						2	
7 Akers James	1			60		100		1200	80	200					100						3	
8 McGaugh Samuel P			1	29		11		400	20	175					100						3	
9 Robertson Eleazer	1			240	160	160	40	4800	400	2000			200		1000	18	150	10			13	4
10 Parker A. B	1			33		6	18	400	60	250					150						4	

NEAT CATTLE AND THEIR PRODUCTS.											SHEEP.										SWINE.	POULTRY ON HAND JUNE 1ST, 1880, EXCLUSIVE OF SPRING HATCHING.		EGGS PRODUCED IN 1879.
ON HAND JUNE 1, 1880.			MOVEMENT, 1879.									MOVEMENT, 1879.							CLIP, SPRING 1880, SHORN AND TO BE SHORN.					
				Cattle of all ages								Sheep and lambs												
Working oxen.	Milch cows	Other.	Calves dropped	Purchased.	Sold living.	Slaughtered.	Died, strayed, and stolen and not recovered.	Milk sold, or sent to butter and cheese factories in 1879.	Butter made on rest farm in 1879.	Cheese made on the farm in 1879.	On hand June 1, 1880.	Lambs dropped.	Purchased.	Sold living.	Slaughtered.	Killed by dogs.	Died of disease.	Died of stress of weather.	Fleeces.	Weight.	On hand June 1, 1880.	Barnyard.	Other.	
No.	No.	No.	No.	No.	No.	No.	No.	Gallons.	Lbs.	Lbs.	No.	No.	No.	No.	No.	No.	No.	No.	No.	Lbs.	No.	No.	No.	Doz.
24	25	26	27	28	29	30	31	32	33	34	35	36	37	38	39	40	41	42	43	44	45	46	47	48
1	3	1							60		3					4			3	10	9	35	12	2 6
1	3	1			2				40		9	5				1			9	27	1	34		20
2	2	1																			1	18	5	15
3	3																							
4	2	12		8	4		1		50					27		6					53	36		3 2
5	2	3	1						60												15	18	30	10
6																						15		10
7	3	4	2		8		2														20	20	10	20
8	2	1	1		2																3	24		20
9	9	2	2	50	50	1	1				12				1			2	8	56	100	18	60	12
10	3	7	3		1				50												4	60		5 10

CEREALS.										PULSE.		FIBER.					SUGAR.					BROOM CORN. 1879.	
BARLEY. 1879.		BUCKWHEAT. 1879.		INDIAN CORN. 1879.		OATS. 1879.		RYE. 1879.		WHEAT. 1879.		Canada Peas, (Dry.) in 1879.	Beans, (Dry.) in 1879.	FLAX—1879.				HEMP.		SORGHUM—1879.			MAPLE—1879.			
Area.	Crop.	Area.	Crop.	Area.	Crop.	Area.	Crop.	Area.	Crop.	Area.	Crop.			Area in Crop.	Seed.	Straw.	Fiber.			Area in Crop.	Sugar.	Molasses.	Sugar.	Molasses.		
Acres.	Bush.	Acres.	Bush.	Acres.	Bush.	Acres.	Bush.	Acres.	Bush.	Acres.	Bush.	Bush.	Bush.	Acres.	Bush.	Tons.	Lbs.	Acs.	Tns.	Acres.	Lbs.	Galls.	Lbs.	Galls.	Acs.	Lbs.
49	50	51	52	53	54	55	56	57	58	59	60	61	62	63	64	65	66	67	68	69	70	71	72	73	74	75
1				25	900															½		40				
2										10	60															
3				14	350			5	47	7	70									½		30				
1				40	1500	5	100			9	100									1		70				
5				15	600															2		110				
6																										
7				20	800					5	30									½		30				
8				20	700															½		40				
9				40	3600	35	1000			9	60															
10				18	700	10	500																			

HOPS. 1879.		POTATOES, (Irish.) 1879.		POTATOES, (Sweet.) 1879.		TOBACCO. 1879.		ORCHARDS—1879.							NURSERIES.		VINEYARDS.			MARKET GARDENS.	BEES—1879.		FOREST PRODUCTS.	
								APPLE.			PEACH.			Total value of orchard products of all kinds sold or consumed.						Value of produce sold in 1879.			Amount of wood cut in 1879.	Value of all forest products sold or consumed in 1879.
Area.	Crop.	Area.	Crop.	Area.	Crop.	Area.	Crop.	Acres.	Bearing trees.	Bushels. 1879.	Acres.	Bearing trees.	Bushels. 1879.		Acres.	Value of produce sold in 1879.	Acres.	Grapes sold in 1879.	Wine made in 1879.		Honey.	Wax.		
Acres.	Lbs.	Acres.	Bush.	Acres.	Bush.	Acres.	Lbs.	No.	No.	No.	No.	No.	No.	Dollars.	No.	Dollars.	No.	Lbs.	Galls.	Dollars.	Lbs.	Lbs.	Cords.	Dollars.
76	77	78	79	80	81	82	83	84	85	86	87	88	89	90	91	92	93	94	95	96	97	98	99	100
			6																				15	30
								2	3														15	30
																							25	50
		½	10					2	6		3	80											15	30
		1	25																				20	40
																							10	20
		1	20					3	40	12		40		10									20	40
		—	4																					
		1	25	½	10																		40	80
																							30	60

A.

Page No. 5
Supervisor's Dist: No. 7
Enumeration Dist: No. 130

NOTE A.—The light dotted perpendicular lines, which divide the spaces intended for numbers on this Schedule, are intended to separate the units, tens, &c., from each other, and the Enumerator should be careful that the figures are written within the small spaces so formed, thus: 7|4, the units in the right-hand small spaces. 4|2|1 3|9

NOTE B.—Make an affirmative entry by a slanting line (thus /) in one of the three columns 2, 3, and 4, according as the fact is in the case of each farm—in column 2, if the occupier is the owner of the farm; in column 3, if he is the tenant at a fixed money rental; in column 4, if he conducts it for a share of the product.

NOTE C.—Enumerators will observe that there are 100 questions relating to each farm, which are arranged in four successive divisions of each schedule page.

SCHEDULE 2.—Productions of Agriculture in Knoxville Township in the County of Ray, State of Mo

enumerated by me on the 2nd 3 day of June, 1880. Geo Sanderson, *Enumerator.*

OF THE PERSON WHO CONDUCTS THIS FARM.				ACRES OF LAND.				FARM VALUES.			FENCES.		LABOR.			GRASS LAND.						
	TENURES.			IMPROVED.		UNIMPROVED.										ACREAGE 1879.		PRODUCTS HARVESTED IN 1879.				
THE NAME.	Owner.	Rents for fixed money rental.	Rents for shares of products.	Tilled, including fallow and grass in rotation, (whether pasture or meadow.)	Permanent meadows, permanent pastures, orchards, vineyards.	Woodland and forest.	Other unimproved, including "old fields" not growing wood.	Of farm, including land, fences, and buildings.	Of farming implements and machinery.	Of Live Stock.	Cost of building and repairing in 1879.	Cost of fertilizers purchased in 1879.	Amount paid for wages for farm labor during 1879, including value of board.	Weeks hired labor in 1879 upon farm (and dairy), exclusive of house-work	Estimated value of all farm productions (sold, consumed, or on hand) for 1879.	Mown.	Not Mown.	Hay.	Clover Seed.	Grass Seed.	Horses of all ages on hand June 1, 1880.	Mules and Asses, all ages, on hand June 1, 1880.
				No.	No.	No.	No.	Dollars.	Dollars.	Dollars.	Dollars.	Dollars.	Dollars.	No.	Dollars.	Acres.	Acres.	Tons.	Bushels.	Bushels.	No.	No.
1	2	3	4	5	6	7	8	9	10	11	12	13	14	15	16	17	18	19	20	21	22	23
1 Gearner John	1			115	280	460		6000	100	750			170	170	150	6	4	4			10	6
2 Smith Susan	1			20		20		400	10	200					100							4
3 Smith John			1	50		30	40	800	25	250					100						3	3
4 Underwood Thomas A.	1			45		35		300	15	250					100						2	1
5 Arendt Geo W			1	41		39	90	700	25	200					75						1	1
6 Thompson Hiram	1			65		10	15	720	75	200					350						4	
7 Thompson Richard			1	100		10	50	1120	100	500					300						8	
8 Hagans Sanford	1			8		42		300	25	250					100						4	1
9 McCall Sol	1			40		60	40	840	50	200					150						4	1
10 Brown William	1			50	4	48		700	75	100					200						2	

NEAT CATTLE AND THEIR PRODUCTS.

ON HAND JUNE 1, 1880.			MOVEMENT, 1879.							
			Cattle of all ages							
Working oxen.	Milch cows.	Other.	Calves dropped.	Purchased.	Sold living.	Slaughtered.	Died, strayed, lost, stolen, sold for non-reservers.	Milk sold, or sent to butter and cheese factories in 1879.	Butter made on the farm in 1879.	Cheese made on the farm in 1879.
No.	No.	No.	No.	No.	No.	No.	No.	Gallons.	Lbs.	Lbs.
24	25	26	27	28	29	30	31	32	33	34
	2	8	2	1	1				X 12	
	2	6	2	2	2				100	
	1									
	1									
	2	1								
	3	6	3		2				10	
	1	4	1							
	2	2		6	9				50	
	1	1							60	

SHEEP.

ON HAND JUNE 1, 1880.		MOVEMENT, 1879.							CLIP, SPRING 1880, SHORN AND TO BE SHORN.		SWINE.	POULTRY ON HAND JUNE 1ST, 1880, EXCLUSIVE OF SPRING HATCHING.		EGGS PRODUCED IN 1879.
		Sheep and lambs												
On hand June 1, 1880.	Lambs dropped.	Purchased.	Sold living.	Slaughtered.	Killed by dogs.	Died of disease.	Died of stress of weather.		Fleeces.	Weight.	On hand June 1, 1880.	Barn-yard.	Other.	
No.	No.	No.	No.	No.	No.	No.	No.		No.	Lbs.	No.	No.	No.	Doz.
35	36	37	38	39	40	41	42		43	44	45	46	47	48
											60	60	18	50
											25	20	15	10
											9	36		15
											7	40		20
15	7								8	24		20	30	20
											30	200	22	100
											9	20	40	30
											15	36	15	30
4	1								4	12	18	50	2	25

CEREALS.

BARLEY. 1879.		BUCKWHEAT. 1879.		INDIAN CORN. 1879.		OATS. 1879.		RYE. 1879.		WHEAT. 1879.		PULSE.		FIBER.						SUGAR.					BROOM CORN. 1879.	
														FLAX—1879.				HEMP.		SORGHUM—1879.			MAPLE—1879.			
Area.	Crop.	Area.	Crop.	Area.	Crop.	Area.	Crop.	Area.	Crop.	Area.	Crop.	Canada Peas, (Dry.) in 1879.	Beans, (Dry.) in 1879.	Area in Crop.	Seed.	Straw.	Fiber.			Area in Crop.	Sugar.	Molasses.	Sugar.	Molasses.		
Acres.	Bush.	Acres.	Bush.	Acres.	Bush.	Acres.	Bush.	Acres.	Bush.	Acres.	Bush.	Bush.	Bush.	Acres.	Bush.	Tons.	Lbs.	Acs.	Tns.	Acres.	Lbs.	Galls.	Lbs.	Galls.	Acs.	Lbs.
49	50	51	52	53	54	55	56	57	58	59	60	61	62	63	64	65	66	67	68	69	70	71	72	73	74	75
				35	1400					33	400															
	—																									
				35	1200	6	120																			
				40	1250					3	60							½		30						
				90	2000	10	200			10	130							1		40						
				20	600					8	40							½		40						
				30	1200					8	50							½		40						
				50	2000					6	75							1		62						

HOPS. 1879.		POTATOES, (Irish.) 1879.		POTATOES, (Sweet.) 1879.		TOBACCO. 1879.		ORCHARDS—1879.						NURSERIES.		VINEYARDS.			MARKET GARDENS.	BEES—1879.		FOREST PRODUCTS.	
								APPLE.			PEACH.												
Area.	Crop.	Area.	Crop.	Area.	Crop.	Area.	Crop.	Acres.	Bearing trees.	Bushels. 1879.	Acres.	Bearing trees.	Bushels. 1879.	Total value of orchard products of all kinds sold or consumed.	Acres.	Value of produce sold in 1879.	Acres.	Grapes sold in 1879.	Wine made in 1879.	Value of produce sold in 1879.	Honey.	Wax.	Amount of wood cut in 1879.	Value of all forest products sold or consumed in 1879.
Acres.	Lbs.	Acres.	Bush.	Acres.	Bush.	Acres.	Lbs.	No.	No.	No.	No.	No.	No.	Dollars.	No.	Dollars.	No.	Lbs.	Galls.	Dollars.	Lbs.	Lbs.	Cords.	Dollars.
76	77	78	79	80	81	82	83	84	85	86	87	88	89	90	91	92	93	94	95	96	97	98	99	100
								3	25	100				50									25	50
		1	15																				20	40
		1	30																				15	30
		1	40																				20	40
		½	20																				20	40
		1	60	½	5			2	50	50				25									25	50
																							30	40

B.

[7–306.]

Page No. 6
Supervisor's Dist: No. 7
Enumeration Dist: No. 130

NOTE A.—The light dotted perpendicular lines, which divide the spaces intended for numbers on this Schedule, are intended to separate the units, tens, &c., from each other, and the Enumerator should be careful that the figures are written within the small spaces so formed, thus: 7 4, the units in the right-hand small spaces. 1 2 1 3 9

NOTE B.—Make an affirmative entry by a slanting line (thus /) in one of the three columns 2, 3, and 4, according as the fact is in the case of each farm—in column 2, if the occupier is the owner of the farm; in column 3, if he is the tenant at a fixed money rental; in column 4, if he conducts it for a share of the product.

NOTE C.—Enumerators will observe that there are 100 questions relating to each farm, which are arranged in four successive divisions of each schedule page.

SCHEDULE 2.—Productions of Agriculture in Knoxville Twp in the County of Ray, State of Missouri

enumerated by me on the 3rd day of June, 1880. Geo Sanderson,
Enumerator.

OF THE PERSON WHO CONDUCTS THIS FARM.				ACRES OF LAND.				FARM VALUES.			FENCES.		LABOR.			GRASS LANDS.						
	TENURE.			IMPROVED.		UNIMPROVED.										ACREAGE 1879.		PRODUCTS HARVESTED IN 1879.				
THE NAME.	Owner.	Rents for fixed money rental.	Rents for shares of products.	Tilled, including fallow and grass in rotation, (whether pasture or meadow.)	Permanent meadows, permanent pastures, orchards, vineyards.	Woodland and forest.	Other unimproved, including "old fields" not growing wood.	Of farm, including land, fences, and buildings.	Of farming implements and machinery.	Of Live Stock.	Cost of building and repairing in 1879.	Cost of fertilizers purchased in 1879.	Amount paid for wages for farm labor during 1879, including value of board.	Weeks hired labor in 1879 upon farm and dairy) excluding house-work.	Estimated value of all farm productions (sold, consumed, or on hand) for 1879.	Mown.	Not Mown.	Hay.	Clover Seed.	Grass Seed.	Horses of all ages on hand June 1, 1880.	Mules and Asses, all ages, on hand June 1, 1880.
				No.	No.	No.	No.	Dollars.	Dollars.	Dollars.	Dollars.	Dollars.	Dollars.	No.	Dollars.	Acres.	Acres.	Tons.	Bushels.	Bushels.	No.	No.
1	2	3	4	5	6	7	8	9	10	11	12	13	14	15	16	17	18	19	20	21	22	23
1 Basham Henry W			1	18		32		200	20	100					100						2	
2 Basham Nathan	1			15		25		200	10	30					132						1	
3 Basham Franklin			1	10				50	10	60					110							2
4 Thompson Jasper C			1	26		100		800	75	250					150						8	21
5 Stanley Elizabeth	1			100	20	40		1100	100	1000			150		500						1	
6 Stanley Willis	1			40		40		700	70	100					200						2	
7 Kirk Andrew P	1			10		20		200	10	80					100						1	1
8 Shoolen Elbert			1	55						450					250						4	
9 Shoolen Nathan W	1			30	15	100	25	1100	50	200			10		400						5	
10 Wallace L C			1	80		40		800	75	250			50		300							

NEAT CATTLE AND THEIR PRODUCTS.											SHEEP.										SWINE.	POULTRY ON HAND JUNE 1ST, 1880, EXCLUSIVE OF SPRING HATCHING.		EGGS PRODUCED IN 1879.
ON HAND JUNE 1, 1880.			MOVEMENT, 1879.									MOVEMENT, 1879.							CLIP, SPRING 1880, SHORN AND TO BE SHORN.					
			Cattle of all ages					Milk sold, or sent to butter and cheese factories in 1879.	Butter made on the farm in 1879.	Cheese made on the farm in 1879.		Lambs dropped.	Sheep and lambs											
Working oxen.	Milch cows.	Other.	Calves dropped.	Purchased.	Sold living.	Slaughtered.	Died, strayed, and stolen, and not reserved.				On hand June 1, 1880.		Purchased.	Sold living.	Slaughtered.	Killed by dogs.	Died of disease.	Died of stress of weather.	Fleeces.	Weight.	On hand June 1, 1880.	Barn-yard.	Other.	
No.	No.	No.	No.	No.	No.	No.	No.	Gallons.	Lbs.	Lbs.	No.	No.	No.	No.	No.	No.	No.	No.	No.	Lbs.	No.	No.	No.	Doz.
24	25	26	27	28	29	30	31	32	33	34	35	36	37	38	39	40	41	42	43	44	45	46	47	48
	1								20												3	11		20
	1																							
	2								30					12							26	24		10
	2	3	1	4					40												18	40		40
	2	10	4	40	40				50												75	40		40
	1																					35		20
	1								20												20	24		20
		4		1			1														28			
	3	3	1		1				40												34	30		20
	4	6	2	2																	34	40		30

CEREALS.												PULSE.		FIBER.					SUGAR.					BROOM CORN.	
BARLEY. 1879.		BUCKWHEAT. 1879.		INDIAN CORN. 1879.		OATS. 1879.		RYE. 1879.		WHEAT. 1879.				FLAX—1879.				HEMP.	SORGHUM—1879.			MAPLE—1879.			
Area.	Crop.	Area.	Crop.	Area.	Crop.	Area.	Crop.	Area.	Crop.	Area.	Crop.	Canada Peas, (Dry.) in 1879.	Beans, (Dry.) in 1879.	Area in Crop.	Seed.	Straw.	Fiber.		Area in Crop.	Sugar.	Molasses.	Sugar.	Molasses.	1879.	
Acres.	Bush.	Acres.	Bush.	Acres.	Bush.	Acres.	Bush.	Acres.	Bush.	Acres.	Bush.	Bush.	Bush.	Acres.	Bush.	Tons.	Lbs.	Acs. Tns.	Acres.	Lbs.	Galls.	Lbs.	Galls.	Acs.	Lbs.
49	50	51	52	53	54	55	56	57	58	59	60	61	62	63	64	65	66	67 68	69	70	71	72	73	74	75
				15	300														¼		40				
				10	300					3	30										25				
				15	500																				
				20	800	6	200																		
				55	2500														¼		30				
				25	600														2		80				
				37	600	15	200												½		48				
				30	1000																				
				35	1000	12	220			10	100														
				60	2000	20	300												2		100				

HOPS. 1879.		POTATOES, (Irish.) 1879.		POTATOES, (Sweet.) 1879.		TOBACCO. 1879.		ORCHARDS—1879.						NURSERIES.		VINEYARDS.			MARKET GARDENS.	BEES—1879.		FOREST PRODUCTS.	
								APPLE.			PEACH.												
Area.	Crop.	Area.	Crop.	Area.	Crop.	Area.	Crop.	Acres.	Bearing trees.	Bushels. 1879.	Acres.	Bearing trees.	Bushels. 1879.	Total value of orchard products of all kinds sold or consumed.	Acres.	Value of produce sold in 1879.	Acres.	Grapes sold in 1879.	Wine made in 1879.	Value of produce sold in 1879.	Honey.	Wax.	Amount of wood cut in 1879.	Value of all forest products sold or consumed in 1879.
Acres.	Lbs.	Acres.	Bush.	Acres.	Bush.	Acres.	Lbs.	No.	No.	No.	No.	No.	No.	Dollars.	No.	Dollars.	No.	Lbs.	Galls.	Dollars.	Lbs.	Lbs.	Cords.	Dollars.
76	77	78	79	80	81	82	83	84	85	86	87	88	89	90	91	92	93	94	95	96	97	98	99	100
		½	10																				20	40
		2	10																				10	20
																							15	30
		1	50																				25	50
		½	10					1	25														40	80
		½	10																				40	80
																							20	40
																						120	30	60
																							20	40

Recd July 30 1880

C.

Page No. 7
Supervisor's Dist: No. 7
Enumeration Dist: No. 130

NOTE A.—The light dotted perpendicular lines, which divide the spaces intended for numbers on this Schedule, are intended to separate the units, tens, &c., from each other, and the Enumerator should be careful that the figures are written within the small spaces so formed, thus: | | 7 | 4 |, the units | 4 | 2 | 1 | in the right-hand small spaces. | | 3 | 9 |

NOTE B.—Make an affirmative entry by a slanting line (thus /) in one of the three columns 2, 3, and 4, according as the fact is in the case of each farm—in column 2, if the occupier is the owner of the farm; in column 3, if he is the tenant at a fixed money rental; in column 4, if he conducts it for a share of the product.

NOTE C.—Enumerators will observe that there are 100 questions relating to each farm, which are arranged in four successive divisions of each schedule page.

SCHEDULE 2.—Productions of Agriculture in Knoxville Tph in the County of Ray, State of Mo

enumerated by me on the 3rd & 4th day of June, 1880. Geo Sanderson,

Enumerator.

OF THE PERSON WHO CONDUCTS THIS FARM.				ACRES OF LAND.				FARM VALUES.			FENCES.		LABOR.			GRASS LANDS.						
	TENURE.			IMPROVED.		UNIMPROVED.										ACREAGE 1879.		PRODUCTS HARVESTED IN 1879.				
THE NAME.	Owner.	Rents for fixed money rental.	Rents for shares of products.	Tillad, including fallow and grass in rotation, (whether pasture or meadow.)	Permanent meadows, permanent pastures, orchards, vineyards.	Woodland and forest.	Other unimproved, including "old fields" not growing wood.	Of farm, including land, fences, and buildings.	Of farming implements and machinery.	Of Live Stock.	Cost of building and repairing in 1879.	Cost of fertilizers purchased in 1879.	Amount paid for wages for farm labor during 1879, including value of board.	Weeks hired labor in 1879 upon farm (and dairy) excluding house-work.	Estimated value of all farm productions (sold, consumed, or on hand) for 1879.	Mown.	Not Mown.	Hay.	Clover Seed.	Grass Seed.	Horses of all ages on hand June 1, 1880.	Mules and Asses, all ages, on hand June 1, 1880.
	No.	No.	No.	No.	No.	No.	No.	Dollars.	Dollars.	Dollars.	Dollars.	Dollars.	Dollars.	No.	Dollars.	Acres.	Acres.	Tons.	Bushels.	Bushels.	No.	No.
1	2	3	4	5	6	7	8	9	10	11	12	13	14	15	16	17	18	19	20	21	22	23
1 Scholer Mildred	1			60	40	105		1200	50	500			20		500	4		6			4	2
2 Scholer Wm M			1	25	20	12		300	15	100					150						1	1
3 Youngblood R C			1	25		15		300	15	80					300						1	
4 Thomas Solon	1			110	60	50	20	1400	100	400					500						12	4
5 Basham Wiley	1			25		15		200	15	120					200						3	
6 Youngblood W D	1			50	65			800	150	400					300						7	
7 Scholer Edward T.	1			20	16	4		300	15	175			60		300						2	
8 Cramer John H	1			70	45			4000	200	1015			300		600	35	15	30			9	1
9 Kincaid Minerva	1			100	200			2000	100	800			100		500	20	20	25			8	1
10 Kincaid L.R.K	1			10	5	30		300	25	200					200						3	

NEAT CATTLE AND THEIR PRODUCTS.

	ON HAND JUNE 1, 1880.			MOVEMENT, 1879.					Milk sold, or sent to butter and cheese factories in 1879.	Butter made on the farm in 1879.	Cheese made on the farm in 1879.
				Cattle of all ages							
	Working oxen.	Milch cows.	Other.	Calves dropped.	Purchased.	Sold living.	Slaughtered.	Died, strayed, and stolen, and not recovered.			
	No.	No.	No.	No.	No.	No.	No.	No.	Gallons.	Lbs.	Lbs.
	24	25	26	27	28	29	30	31	32	33	34
1		3	8	3		1				70	
2		3	3		2	1				20	
3		1		1							
4		6	10	4		2				100	
5		1				1		1		20	
6		4	4			3				100	
7		2	2							120	
8		14	37	15		10		2		200	
9		4	12	1	12	14	1			100	
10		1	3							30	

SHEEP.

	On hand June 1, 1880.	MOVEMENT, 1879.							CLIP, SPRING 1880, SHORN AND TO BE SHORN.		SWINE.	POULTRY ON HAND JUNE 1ST, 1880, EXCLUSIVE OF SPRING HATCHING.		EGGS PRODUCED IN 1879.
		Lambs dropped.	Sheep and lambs											
			Purchased.	Sold living.	Slaughtered.	Killed by dogs.	Died of disease.	Died of stress of weather.	Fleeces.	Weight.	On hand June 1, 1880.	Farm-yard.	Other.	
	No.	No.	No.	No.	No.	No.	No.	No.	No.	Lbs.	No.	No.	No.	Doz.
	35	36	37	38	39	40	41	42	43	44	45	46	47	48
1											36	40	32	40
2												26		15
3											18	18		10
4	55	17		14		2	3		39	117	51	100	24	80
5											1	30	14	20
6											50	100	23	100
7	6	3		7					3	10	15	18		20
8	11	5		63		3			6	18	50	60	40	50
9											25	40		50
10											3	40		25

CEREALS.

	BARLEY. 1879.		BUCKWHEAT. 1879.		INDIAN CORN. 1879.		OATS. 1879.		RYE. 1879.		WHEAT. 1879.		PULSE.		FIBER.						SUGAR.					BROOM CORN. 1879.	
															FLAX—1879.				HEMP.		SORGHUM—1879.			MAPLE—1879.			
	Area.	Crop.	Area.	Crop.	Area.	Crop.	Area.	Crop.	Area.	Crop.	Area.	Crop.	Canada Peas, (Dry,) in 1879.	Beans, (Dry,) in 1879.	Area in Crop.	Seed.	Straw.	Fiber.			Area in Crop.	Sugar.	Molasses.	Sugar.	Molasses.		
	Acres.	Bush.	Acres.	Bush.	Acres.	Bush.	Acres.	Bush.	Acres.	Bush.	Acres.	Bush.	Bush.	Bush.	Acres.	Bush.	Tons.	Lbs.	Acs.	Tns.	Acres.	Lbs.	Galls.	Lbs.	Galls.	Acs.	Lbs.
	49	50	51	52	53	54	55	56	57	58	59	60	61	62	63	64	65	66	67	68	69	70	71	72	73	74	75
1					40	1200			2	40											4		16				
2					20	800																					
3					15	400					30	500									1		60				
4					40	1500	10	150			15	226									1		65				
5					20	700					4	25									1		65				
6					35	1200					7	80									1		75				
7					20	600															1/4		25				
8					50	1500																					
9					40	1000					12	150															
10					16	600					8	80															

	HOPS. 1879.		POTATOES, (Irish.) 1879.		POTATOES, (Sweet.) 1879.		TOBACCO. 1879.		ORCHARDS—1879.						NURSERIES.		VINEYARDS.			MARKET GARDENS.	BEES—1879.		FOREST PRODUCTS.	
									APPLE.			PEACH.												
	Area.	Crop.	Area.	Crop.	Area.	Crop.	Area.	Crop.	Acres.	Bearing trees.	Bushels. 1879.	Acres.	Bearing trees.	Bushels. 1879.	Total value of orchard products of all kinds sold or consumed.	Acres.	Value of produce sold in 1879.	Acres.	Grapes sold in 1879.	Wine made in 1879.	Value of produce sold in 1879.	Honey.	Wax.	Amount of wood cut in 1879.	Value of all forest products sold or consumed in 1879.
	Acres.	Lbs.	Acres.	Bush.	Acres.	Bush.	Acres.	Lbs.	No.	No.	No.	No.	No.	No.	Dollars.	No.	Dollars.	No.	Lbs.	Galls.	Dollars.	Lbs.	Lbs.	Cords.	Dollars.
	76	77	78	79	80	81	82	83	84	85	86	87	88	89	90	91	92	93	94	95	96	97	98	99	100
1			1	17					2	20	40				20									15	30
2																								15	30
3			1/4	18																				20	40
4			1/4	20																				40	80
5																								20	40
6			1/4	15					3	45	20				10									20	40
7			1/4	10																				25	50
8			1/4	20		15			6	180	300				150									35	70
9			1/4	10					3	100	50				30								12	20	40
10				5																				20	40

D.

[7–306.]

Page No. 8
Supervisor's Dist: No. 7
Enumeration Dist: No. 130

NOTE A.—The light dotted perpendicular lines, which divide the spaces intended for numbers on this Schedule, are intended to separate the units, tens, &c., from each other, and the Enumerator should be careful that the figures are written within the small spaces so formed, thus: 7|4, the units in the right-hand small spaces. 1|2|1, 3|9

NOTE B.—Make an affirmative entry by a slanting line (thus /) in one of the three columns 2, 3, and 4, according as the fact is in the case of each farm—in column 2, if the occupier is the owner of the farm; in column 3, if he is the tenant at a fixed money rental; in column 4, if he conducts it for a share of the product.

NOTE C.—Enumerators will observe that there are 100 questions relating to each farm, which are arranged in four successive divisions of each schedule page.

SCHEDULE 2.—Productions of Agriculture in Knoxville Township in the County of Ray, State of Missouri

enumerated by me on the 4th day of June, 1880. Geo Sanderson, *Enumerator.*

OF THE PERSON WHO CONDUCTS THIS FARM.				ACRES OF LAND.				FARM VALUES.			FENCES.		LABOR.			GRASS LANDS.						
	TENURE.			IMPROVED.		UNIMPROVED.										ACRES 1879.		PRODUCTS HARVESTED IN 1879.				
THE NAME.	Owner.	Rents for fixed money rental.	Rents for shares of products.	Tilled, including fallow and grass in rotation, (whether pasture or meadow.)	Permanent meadows, permanent pastures, orchards, vineyards.	Woodland and forest.	Other unimproved, including "old fields" not growing wood.	Of farm, including land, fences, and buildings.	Of farming implements and machinery.	Of Live Stock.	Cost of building and repairing in 1879.	Cost of fertilizers purchased in 1879.	Amount paid for wages for farm labor during 1879, including value of board.	Weeks hired labor in 1879 upon farm (and dairy) excluding house-work.	Estimated value of all farm productions (sold, consumed, or on hand) for 1879.	Mown.	Not Mown.	Hay.	Clover Seed.	Grass Seed.	Horses of all ages on hand June 1, 1880.	Mules and Asses, all ages, on hand June 1, 1880.
				No.	No.	No.	No.	Dollars.	Dollars.	Dollars.	Dollars.	Dollars.	Dollars.	No.	Dollars.	Acres.	Acres.	Tons.	Bushels.	Bushels.	No.	No.
1	2	3	4	5	6	7	8	9	10	11	12	13	14	15	16	17	18	19	20	21	22	23
1 Yoakum John H			1	40	10	50		560	15	300					300	10		20			3	2
2 Clark Andersons	1			60	80	60		1400	75	500					400						5	2
3 Wilson James W.C sr	1			264	500	130		4000	150	1160	170		300		800	25		16			8	6
4 Mercer Perry			1	110		10		1000	150	500					600						10	
5 Johnson Philander	1			170	70	20		1800	100	1250					1200						10	
6 Brown Joseph sr			1	35		5		320	100	200					500						2	2
7 Wilson Wilsons	1			26		34		300	60	100					200						3	
8 Calahan Morgan			1	40		30		500	10	75					250						1	
9 Fields Hiram D	1			120	80	160		3040	50	300			20		300						2	
10 Will Elija	1			20	20			300	25	300					400						4	

NEAT CATTLE AND THEIR PRODUCTS.												SHEEP.										SWINE.	POULTRY ON HAND JUNE 1st, 1880, EXCLUSIVE OF SPRING HATCHING.		EGGS PRODUCED IN 1879.
ON HAND JUNE 1, 1880.			MOVEMENT, 1879.										MOVEMENT, 1879.							CLIP, SPRING 1880, SHORN AND TO BE SHORN.						
			Cattle of all ages										Sheep and lambs												
Working oxen.	Milch cows.	Other.	Calves dropped.	Purchased.	Sold living.	Slaughtered.	Died, strayed, lost, or killed, and not recovered.	Milk sold, or sent to butter and cheese factories in 1879.	Butter made on the farm in 1879.	Cheese made on the farm in 1879.	On hand June 1, 1880.	Lambs dropped.	Purchased.	Sold living.	Slaughtered.	Killed by dogs.	Died of disease.	Died of stress of weather.	Fleeces.	Weight.	On hand June 1, 1880.	Farm-yard.	Other.	
No.	No.	No.	No.	No.	No.	No.	No.	Gallons.	Lbs.	Lbs.	No.	No.	No.	No.	No.	No.	No.	No.	No.	Lbs.	No.	No.	No.	Doz.
24	25	26	27	28	29	30	31	32	33	34	35	36	37	38	39	40	41	42	43	44	45	46	47	48
1	4	2	1						150												7	36		20
2	4	12	4				1		100		3	3		50					3	10	20	60		35
3	12	38	12				2		200		110	40	5				8		78	434	20	200	18	100
4	6	10	3						100		30	10							20	80	50	100		50
5	4	20	1	1	3		1		100					19							140	36	20	40
6	2	1	2						50		4	3			3	3			5	17	4	20		15
7	2		1																		11	30	28	25
8																						18	13	20
9	3	3	4		2				100		8	3			3	3			5	17	4	20		15
10	2	3							50		7	4							7	24	25	50		25

CEREALS.												PULSE.		FIBER.						SUGAR.						BROOM CORN.	
BARLEY. 1879.		BUCKWHEAT. 1879.		INDIAN CORN. 1879.		OATS. 1879.		RYE. 1879.		WHEAT. 1879.				FLAX—1879.				HEMP.		SORGHUM—1879.			MAPLE—1879.			1879.	
Area.	Crop.	Area.	Crop.	Area.	Crop.	Area.	Crop.	Area.	Crop.	Area.	Crop.	Canada Peas, (Dry.) in 1879.	Beans, (Dry.) in 1879.	Area in Crop.	Seed.	Straw.	Fiber.			Area in Crop.	Sugar.	Molasses.	Sugar.	Molasses.		Acs.	Lbs.
Acres.	Bush.	Acres.	Bush.	Acres.	Bush.	Acres.	Bush.	Acres.	Bush.	Acres.	Bush.	Bush.	Bush.	Acres.	Bush.	Tons.	Lbs.	Acs.	Tns.	Acres.	Lbs.	Galls.	Lbs.	Galls.			
49	50	51	52	53	54	55	56	57	58	59	60	61	62	63	64	65	66	67	68	69	70	71	72	73		74	75
1					40	1500														1/4		20					
2					40	1400																					
3					66	3000	12	100																			
4					75	3500	12	100												1/2		40					
5					110	4500	15	250					6	40						1		60					
6					40	2000	5	100					11	50													
7					16	500							2	24						1		60					
8					30	1000							10	82						1		40					
9					30	1500							5	60						1		40					
10					40	1600														1		72					

HOPS. 1879.		POTATOES, (Irish.) 1879.		POTATOES, (Sweet.) 1879.		TOBACCO. 1879.		ORCHARDS—1879.						NURSERIES.		VINEYARDS.			MARKET GARDENS.	BEES—1879.		FOREST PRODUCTS.	
								APPLE.			PEACH.												
Area.	Crop.	Area.	Crop.	Area.	Crop.	Area.	Crop.	Acres.	Bearing trees.	Bushels. 1879.	Acres.	Bearing trees.	Bushels. 1879.	Total value of orchard products of all kinds sold or consumed.	Acres.	Value of produce sold in 1879.	Acres.	Grapes sold in 1879.	Wine made in 1879.	Value of produce sold in 1879.	Honey.	Wax.	Amount of wood cut in 1879.	Value of all forest products sold or consumed in 1879.
Acres.	Lbs.	Acres.	Bush.	Acres.	Bush.	Acres.	Lbs.	No.	No.	No.	No.	No.	No.	Dollars.	No.	Dollars.	No.	Lbs.	Galls.	Dollars.	Lbs.	Lbs.	Cords.	Dollars.
76	77	78	79	80	81	82	83	84	85	86	87	88	89	90	91	92	93	94	95	96	97	98	99	100
1								4	25	75				750									25	50
2		1/4	12					3	30	200				100									30	60
3		1/4	15					4	75	250				125									40	80
4		1/4	25																				20	40
5		1/2	25																				20	40
6		1	35	1/4	15			2	15	20				10									40	80
7																							20	40
8		1/4	10																				20	40
9		1/4	15																				22	44
10		1/4	10					2	12	8				4									30	60

[7—306.]

Aug 30 1880

A.

Page No. 9
Supervisor's Dist: No. 7
Enumeration Dist: No. 130

NOTE A.—The light dotted perpendicular lines, which divide the spaces intended for numbers on this Schedule, are intended to separate the units, tens, &c., from each other, and the Enumerator should be careful that the figures are written within the small spaces so formed, thus: | | 7 | 4 |, the units | 4 | 2 | 1 | in the right-hand small spaces. | | 3 | 9 |

NOTE B.—Make an affirmative entry by a slanting line (thus /) in one of the three columns 2, 3, and 4, according as the fact is in the case of each farm—in column 2, if the occupier is the owner of the farm; in column 3, if he is the tenant at a fixed money rental; in column 4, if he conducts it for a share of the product.

NOTE C.—Enumerators will observe that there are 100 questions relating to each farm, which are arranged in four successive divisions of each schedule page.

SCHEDULE 2.—Productions of Agriculture in Knoxville Township in the County of Ray, State of Missouri

enumerated by me on the 4th & 5th day of June, 1880. Geo Sanderson, *Enumerator.*

OF THE PERSON WHO CONDUCTS THIS FARM.				ACRES OF LAND.				FARM VALUES.			FENCES		LABOR.			GRASS LANDS.						
	TENURE.			IMPROVED.		UNIMPROVED.										ACREAGE 1879.		PRODUCTS HARVESTED IN 1879.				
THE NAME.	Owner.	Rents for fixed money rental.	Rents for shares of products.	Tilled, including fallow and grass in rotation (whether pasture or meadow.)	Permanent meadows, permanent pastures, orchards, vineyards.	Woodland and forest.	Other unimproved, including "old fields" not growing wood.	Of farm, including land, fences, and buildings.	Of farming implements and machinery.	Of Live Stock.	Cost of building and repairing in 1879.	Cost of fertilizers purchased in 1879.	Amount paid for wages for farm labor during 1879, including value of board.	Weeks hired labor in 1879 upon farm (and dairy), exclusive of house-work.	Estimated value of all farm productions (sold, consumed, or on hand) for 1879.	Mown.	Not Mown.	Hay.	Clover Seed.	Grass Seed.	Horses of all ages on hand June 1, 1880.	Mules and Asses, all ages, on hand June 1, 1880.
				No.	No.	No.	No.	Dollars.	Dollars.	Dollars.	Dollars.	Dollars.	Dollars.	No.	Dollars.	Acres.	Acres.	Tons.	Bushels.	Bushels.	No.	No.
1	2	3	4	5	6	7	8	9	10	11	12	13	14	15	16	17	18	19	20	21	22	23
1 Fields George I			1	40	5			370	55	400					500						4	4
2 Mullen John L	1			100		80		1100	100	250					150							2
3 Campbell Joseph	1			40	60			800	30	260					250						5	
4 Craven Joseph			1	55				400	125	100					208						2	
5 Clark John	1			42				400	100	215					250						2	2
6 Lee John A		1		45	12	3		480	50	300					300						3	3
7 Craven Jacob	1			60	20	10		700	80	200					100						3	
8 Manly William	1			40		50		700	75	300					350						2	3
9 Fields Stephen	1			140	55	400	10	4200	100	350					600						1	3
10 Belcher Joseph B			1	10		50		400	20	200					250						3	

NEAT CATTLE AND THEIR PRODUCTS.											SHEEP.										SWINE.	POULTRY ON HAND JUNE 1ST, 1880, EXCLUSIVE OF SPRING HATCHING.		
ON HAND JUNE 1, 1880.			MOVEMENT, 1879.								ON HAND JUNE 1, 1880.	MOVEMENT, 1879.							CLIP, SPRING 1880, SHORN AND TO BE SHORN.						
			Cattle of all ages.									Lambs dropped.	Sheep and lambs						Fleeces.	Weight.					
Working oxen.	Milch cows.	Other.	Calves dropped.	Purchased.	Sold living.	Slaughtered.	Died, strayed, and stolen, and not recovered.	Milk sold, or sent to butter and cheese factories in 1879.	Butter made on the farm in 1879.	Cheese made on the farm in 1879.			Purchased.	Sold living.	Slaughtered.	Killed by dogs.	Died of disease.	Died of stress of weather.			On hand June 1, 1880.	Barnyard.	Other.	Eggs produced in 1879.
No.	No.	No.	No.	No.	No.	No.	No.	Gallons.	Lbs.	Lbs.	No.	No.	No.	No.	No.	No.	No.	No.	No.	Lbs.	No.	No.	No.	Doz.
24	25	26	27	28	29	30	31	32	33	34	35	36	37	38	39	40	41	42	43	44	45	46	47	48
1	4	16		12	6				50												15	60		35
2	6	10		10	7				100												10	20		15
3	5	27	2		2				60		2								2	8	29	30	27	30
4	2	15	1	2	2				70					17							14	30	21	30
5																								
6	3	2		1	2				200												28	65	5	50
7	3	4			2				50		21	6							16	64	29	30		25
8	3	2	2		4				50		10	4				4			10	40	35	40		30
9	5	3	2						100		15	10					3		15	60	26	30		25
10	1		1		1				50													20		15

CEREALS.												PULSE.		FIBER.						SUGAR.						BROOM CORN.	
BARLEY. 1879.		BUCKWHEAT. 1879.		INDIAN CORN. 1879.		OATS. 1879.		RYE. 1879.		WHEAT 1879.		Canada Peas, (Dry.) in 1879.	Beans, (Dry.) in 1879.	FLAX—1879.				HEMP.		SORGHUM—1879.			MAPLE—1879.			1879.	
Area.	Crop.	Area.	Crop.	Area.	Crop.	Area.	Crop.	Area.	Crop.	Area.	Crop.			Area in Crop.	Seed.	Straw.	Fiber.			Area in Crop.	Sugar.	Molasses.	Sugar.	Molasses.			
Acres.	Bush.	Acres.	Bush.	Acres.	Bush.	Acres.	Bush.	Acres.	Bush.	Acres.	Bush.	Bush.	Bush.	Acres.	Bush.	Tons.	Lbs.	Acs.	Tns.	Acres.	Lbs.	Galls.	Lbs.	Galls.	Acs.	Lbs.
49	50	51	52	53	54	55	56	57	58	59	60	61	62	63	64	65	66	67	68	69	70	71	72	73	74	75
1				30	1100	4	80			7	50									1		40				
2	—			—				—																		
3				40	1200	10	40			4	40									1/2		30				
4				35	1400																					
5				22	1000	8	160																			
6				40	1500	10	200													2		125				
7				35	1100																					
8				24	700	4	100			10	100									1/4		20				
9				80	2500															1/4		20				
10				7	250															1/2		30				

HOPS. 1879.		POTATOES, (Irish.) 1879.		POTATOES, (Sweet.) 1879.		TOBACCO. 1879.		ORCHARDS—1879.						NURSERIES.		VINEYARDS.			MARKET GARDENS.	BEES—1879.		FOREST PRODUCTS.	
								APPLE.			PEACH.												
Area.	Crop.	Area.	Crop.	Area.	Crop.	Area.	Crop.	Acres.	Bearing trees.	Bushels. 1879.	Acres.	Bearing trees.	Bushels. 1879.	Total value of orchard products of all kinds sold or consumed.	Acres.	Value of produce sold in 1879.	Acres.	Grapes sold in 1879.	Wine made in 1879.	Value of produce sold in 1879.	Honey.	Wax.	Amount of wood cut in 1879.	Value of all forest products sold or consumed in 1879.
Acres	Lbs.	Acres.	Bush.	Acres.	Bush.	Acres.	Lbs.	No.	No.	No.	No.	No.	No.	Dollars.	No.	Dollars.	No.	Lbs.	Galls.	Dollars.	Lbs.	Lbs.	Cords.	Dollars.
76	77	78	79	80	81	82	83	84	85	86	87	88	89	90	91	92	93	94	95	96	97	98	99	100
1		1/4	8																				20	40
2	—	—		—																			10	20
3		1/4	10					2	25	20				10								10	30	40
4																								
5		1/4	10																				15	30
6		1/4	12																				20	40
7		1/2	25																				25	50
8		1/4	6																				25	50
9		1/4	8					2	20	50				25									30	60
10																							50	100

B.

[7–306.]

Page No. 10
Supervisor's Dist: No. 7
Enumeration Dist: No. 130

NOTE A.—The light dotted perpendicular lines, which divide the spaces intended for numbers on this Schedule, are intended to separate the units, tens, &c., from each other, and the Enumerator should be careful that the figures are written within the small spaces so formed, thus: | | 7 | 4 |, the units in the right-hand small spaces. | | 4 | 2 | 1 | | | 3 | 9 |

NOTE B.—Make an affirmative entry by a slanting line (thus /) in one of the three columns 2, 3, and 4, according as the fact is in the case of each farm—in column 2, if the occupier is the owner of the farm; in column 3, if he is the tenant at a fixed money rental; in column 4, if he conducts it for a share of the product.

NOTE C.—Enumerators will observe that there are 100 questions relating to each farm, which are arranged in four successive divisions of each schedule page.

SCHEDULE 2.—Productions of Agriculture in Knoxville Township in the County of Ray, State of Missouri

enumerated by me on the 7 day of June, 1880. Geo Sanderson, *Enumerator.*

OF THE PERSON WHO CONDUCTS THIS FARM.				ACRES OF LAND.				FARM VALUES.			FENCES.		LABOR.			GRASS LANDS.						
	TENURE.			IMPROVED.		UNIMPROVED.										ACREAGE 1879.		PRODUCTS HARVESTED IN 1879.				
THE NAME.	Owner.	Rents for fixed money rental.	Rents for shares of products.	Tilled, including fallow and grass in rotation, (whether pasture or meadow.)	Permanent meadows, permanent pastures, orchards, vineyards.	Woodland and forest.	Other unimproved, including "old fields" not growing wood.	Of farm, including land, fences, and buildings.	Of farming implements and machinery.	Of Live Stock.	Cost of building and repairing in 1879.	Cost of fertilizers purchased in 1879.	Amount paid for wages for farm labor during 1879, including value of board.	Weeks hired labor in 1879 upon farm (and dairy) excluding house-work.	Estimated value of all farm productions (sold, consumed, or on hand) for 1879.	Mown.	Not Mown.	Hay.	Clover Seed.	Grass Seed.	Horses of all ages on hand June 1, 1880.	Mules and Asses, all ages, on hand June 1, 1880.
				No.	No.	No.	No.	Dollars.	Dollars.	Dollars.	Dollars.	Dollars.	Dollars.	No.	Dollars.	Acres.	Acres.	Tons.	Bushels.	Bushels.	No.	No.
1	2	3	4	5	6	7	8	9	10	11	12	13	14	15	16	17	18	19	20	21	22	23
1 Mc William S. R			1	55				400	50	200					400						2	2
2 Mauley Robert	1			50	60	90		1400	200	1000					500						7	7
3 Mann Samuel D		1		23		17		300	15	70					125						1	
4 Langley Franklin C	1			12		38		300	40	140					100						2	1
5 Cookson John	1			20		20		400	20	150	50				200						3	
6 Booth John B	1			20		20		200	35	200					250						3	
7 Loyd James M	1			100	104			1000	100	1000					600						3	3
8 Loyd Goldsmith	1			35	40			500	75	300					250							2
9 Jinnage Catharine	1			20		30		350	30	200					200						3	3
10 Manby John	1			25		15		300	10	100					75						2	

NEAT CATTLE AND THEIR PRODUCTS.											SHEEP.										SWINE.	POULTRY ON HAND JUNE 1ST, 1880, EXCLUSIVE OF SPRING HATCHING.		EGGS PRODUCED IN 1879.
ON HAND JUNE 1, 1880.			MOVEMENT, 1879.								ON HAND JUNE 1, 1880.	MOVEMENT, 1879.							CLIP, SPRING 1880, SHORN AND TO BE SHORN.		ON HAND JUNE 1, 1880.			
			Calves dropped.	Cattle of all ages				Milk sold, or sent to butter and cheese factories in 1879.	Butter made on the farm in 1879.	Cheese made on the farm in 1879.		Lambs dropped.	Sheep and lambs						Fleeces.	Weight.		Barn-yard.	Other.	
Working oxen.	Milch cows.	Other.		Purchased.	Sold living.	Slaughtered.	Died, strayed, and stolen, and not recovered.						Purchased.	Sold living.	Slaughtered.	Killed by dogs.	Died of disease.	Died of stress of weather.						
No.	No.	No.	No.	No.	No.	No.	No.	Gallons.	Lbs.	Lbs.	No.	No.	No.	No.	No.	No.	No.	No.	No.	Lbs.	No.	No.	No.	Doz.
24	25	26	27	28	29	30	31	32	33	34	35	36	37	38	39	40	41	42	43	44	45	46	47	48
																					25	40	40	30
	4	8	4		8		1		100			10	1			14		1		10	40	30	65	8	35
																						25		15
	1			1	1																1	4		2
	1				1				40												3	5		
	1													5			1				16	18	8	20
	4	40			1				30			11	3			2				11	40	50	30		25
	1																							
		1			2																9	10		20
	1	2							20												6	24		10

CEREALS.												PULSE.		FIBER.						SUGAR.						BROOM CORN. 1879.	
BARLEY. 1879.		BUCKWHEAT. 1879.		INDIAN CORN. 1879.		OATS. 1879.		RYE. 1879.		WHEAT. 1879.		Canada Peas, (Dry.) in 1879.	Beans, (Dry.) in 1879.	FLAX—1879.			HEMP.			SORGHUM—1879.			MAPLE—1879.				
Area.	Crop.	Area.	Crop.	Area.	Crop.	Area.	Crop.	Area.	Crop.	Area.	Crop.			Area in Crop.	Seed.	Straw.	Fiber.			Area in Crop.	Sugar.	Molasses.	Sugar.	Molasses.			
Acres.	Bush.	Acres.	Bush.	Acres.	Bush.	Acres.	Bush.	Acres.	Bush.	Acres.	Bush.	Bush.	Bush.	Acres.	Bush.	Tons.	Lbs.	Acs.	Tns.	Acres.	Lbs.	Galls.	Lbs.	Galls.	Acs.	Lbs.
49	50	51	52	53	54	55	56	57	58	59	60	61	62	63	64	65	66	67	68	69	70	71	72	73	74	75
				35	1500	4	80													1		100				
				70	1600	6	100			10	125									1		70				
				10	500																					
				12	400																					
				10	400	2	40																			
				20	550															1/4		40				
				75	2300					10	120									1/2		50				
				25	600																					
				10	400	6	60			4	24															
				20	500																					

HOPS. 1879.		POTATOES, (Irish.) 1879.		POTATOES, (Sweet.) 1879.		TOBACCO. 1879.		ORCHARDS—1879.					NURSERIES.		VINEYARDS.			MARKET GARDENS.	BEES—1879.		FOREST PRODUCTS.	
								APPLE.			PEACH.											
Area.	Crop.	Area.	Crop.	Area.	Crop.	Area.	Crop.	Acres.	Bearing trees.	Bushels. 1879.	Acres.	Bearing trees.	Bushels. 1879.	Total value of orchard products of all kinds sold or consumed.	Acres.	Value of produce sold in 1879.	Acres.	Grapes sold in 1879.	Wine made in 1879.	Value of produce sold in 1879.	Honey.	Wax.	Amount of wood cut in 1879.	Value of all forest products sold or consumed in 1879.
Acres.	Lbs.	Acres.	Bush.	Acres.	Bush.	Acres.	Lbs.	No.	No.	No.	No.	No.	No.	Dollars.	No.	Dollars.	No.	Lbs.	Galls.	Dollars.	Lbs.	Lbs.	Cords.	Dollars.
76	77	78	79	80	81	82	83	84	85	86	87	88	89	90	91	92	93	94	95	96	97	98	99	100
		1	30																				15	30
		1/2	15					3	100	60				35									20	40
		1/2	20																				15	30
		1	35																				10	20
—	—	—	—	—	—																		15	30
		1/4	10					1	15	20				10									15	30
		—	7	—	2			3	75	130				60									20	40
	—																						10	20
																							15	30
		1/2	10																				10	20

[7–306.]

Recd July 30 1880

C.

Page No. 11
Supervisor's Dist: No. 7
Enumeration Dist: No. 130

NOTE A.—The light dotted perpendicular lines, which divide the spaces intended for numbers on this Schedule, are intended to separate the units, tens, &c., from each other, and the Enumerator should be careful that the figures are written within the small spaces so formed, thus: | 7 | 4 |, the units | 4 | 2 | 1 | in the right-hand small spaces. | 3 | 9 |

NOTE B.—Make an affirmative entry by a slanting line (thus /) in one of the three columns 2, 3, and 4, according as the fact is in the case of each farm—in column 2, if the occupier is the owner of the farm; in column 3, if he is the tenant at a fixed money rental; in column 4, if he conducts it for a share of the product.

NOTE C.—Enumerators will observe that there are 100 questions relating to each farm, which are arranged in four successive divisions of each schedule page.

SCHEDULE 2.—Productions of Agriculture in Knoxville Township in the County of Ray, State of Missouri

enumerated by me on the 7th day of June, 1880. Geo Sanderson, *Enumerator.*

OF THE PERSON WHO CONDUCTS THIS FARM.				ACRES OF LAND.				FARM VALUES.			FENCES.		LABOR.			GRASS LANDS.						
	TENURE.			IMPROVED.		UNIMPROVED.										ACREAGE 1879.		PRODUCTS HARVESTED IN 1879.				
THE NAME.	Owner.	Rents for fixed money rental.	Rents for shares of products.	Tilled, including fallow and grass in rotation, (whether pasture or meadow.)	Permanent meadows, permanent pastures, orchards, vineyards.	Woodland and forest.	Other unimproved, including "old fields" not growing wood.	Of farm, including land, fences, and buildings.	Of farming implements and machinery.	Of Live Stock.	Cost of building and repairing in 1879.	Cost of fertilizers purchased in 1879.	Amount paid for wages for farm labor during 1879, including value of board.	Weeks hired labor in 1879 upon farm (and dairy) excluding house-work.	Estimated value of all farm productions (sold, consumed, or on hand) for 1879.	Mown.	Not Mown.	Hay.	Clover Seed.	Grass Seed.	Horses of all ages on hand June 1, 1880.	Mules and Asses, all ages, on hand June 1, 1880.
				No.	No.	No.	No.	Dollars.	Dollars.	Dollars.	Dollars.	Dollars.	Dollars.	No.	Dollars.	Acres.	Acres.	Tons.	Bushels.	Bushels.	No.	No.
1	2	3	4	5	6	7	8	9	10	11	12	13	14	15	16	17	18	19	20	21	22	23
1 Russel John B	/			145	25		200	1400	100	250					400	10	5	20			3	
2 Thompson John A			/	20		20	~~200~~	280	25	65					100							
3 Russel Andrew			/	40		20		560	25	100					200						3	
4 Chilson A. H.			/	64	16			320	100	125					200						3	
5 Mann Andrew J	/			60	20			640	70	200					250						4	2
6 Gee James M	/			30	10			400	50	150					250						2	
7 Campbell Aaron			/	28		12		300	25	100					200						3	
8 Bullock Wm B		/		15				90	10	75					100						1	
9 Teagarden James			/	30	10			400	25	400					300						3	
10 Teagardin Aaron	/			48	30	160		1600	150	600					500						6	

NEAT CATTLE AND THEIR PRODUCTS.

ON HAND JUNE 1, 1880.			MOVEMENT, 1879.							
				Cattle of all ages						
Working oxen.	Milch cows.	Other.	Calves dropped.	Purchased.	Sold living.	Slaughtered.	Died, strayed, and stolen, and not recovered.	Milk sold, or sent to butter and cheese factories in 1879.	Butter made on the farm in 1879.	Cheese made on the farm in 1879.
No.	No.	No.	No.	No.	No.	No.	No.	Gallons.	Lbs.	Lbs.
24	25	26	27	28	29	30	31	32	33	34
1	4	3	2		3				100	
2	3	1	1		2				40	
3	2				2				50	
4	1									
5							1			
6	2	4							30	
7	4	2	2						40	
8	1	1	1						40	
9	5	6	3		1				75	
10	5	9	1		3				80	

SHEEP.

On hand June 1, 1880.	MOVEMENT, 1879.							CLIP, SPRING 1880, SHORN AND TO BE SHORN.		SWINE.	POULTRY ON HAND JUNE 1ST, 1880, EXCLUSIVE OF SPRING HATCHING.		EGGS PRODUCED IN 1879.
	Lambs dropped.	Sheep and lambs						Fleeces.	Weight.	On hand June 1, 1880.	Barn-yard.	Other.	
		Purchased.	Sold living.	Slaughtered.	Killed by dogs.	Died of disease.	Died of stress of weather.						
No.	No.	No.	No.	No.	No.	No.	No.	No.	Lbs.	No.	No.	No.	Doz.
35	36	37	38	39	40	41	42	43	44	45	46	47	48
1			8							14	60		40
2										13			
3			8							20	24		20
4										4	10		8
5	30	10		5	10			20	60	20	30		30
6										32	40		30
7													
8										18	12		10
9										8	15		15
10										18	13		10
										65	60		50

CEREALS.

BARLEY, 1879.		BUCKWHEAT, 1879.		INDIAN CORN, 1879.		OATS, 1879.		RYE, 1879.		WHEAT, 1879.		PULSE.		FIBER.						SUGAR.					BROOM CORN, 1879.	
														FLAX—1879.				HEMP.		SORGHUM—1879.			MAPLE—1879.			
Area.	Crop.	Area.	Crop.	Area.	Crop.	Area.	Crop.	Area.	Crop.	Area.	Crop.	Chenopodium Seed, (Dry,) in 1879.	Beans, (Dry,) in 1879.	Area in Crop.	Seed.	Straw.	Fiber.			Area in Crop.	Sugar.	Molasses.	Sugar.	Molasses.		
Acres.	Bush.	Acres.	Bush.	Acres.	Bush.	Acres.	Bush.	Acres.	Bush.	Acres.	Bush.	Bush.	Bush.	Acres.	Bush.	Tons.	Lbs.	Acs.	Tns.	Acres.	Lbs.	Galls.	Lbs.	Galls.	Acs.	Lbs.
49	50	51	52	53	54	55	56	57	58	59	60	61	62	63	64	65	66	67	68	69	70	71	72	73	74	75
				100	3000					20	150									3		200				
				40	1200															½		40				
				30	1000			4	40											1		70				
				30	1200					4	54															
				20	800	4	80			8	75									1		58	100			
				40	1500	5	100	3	26											½		25				
				20	600	4	80																			
				22	800	4	80			5	42									½		50				
				45	1550	4	80			5	80									½		35				

HOPS, 1879.		POTATOES, (Irish.) 1879.		POTATOES, (Sweet.) 1879.		TOBACCO, 1879.		ORCHARDS—1879.						NURSERIES.		VINEYARDS.			MARKET GARDENS.	BEES—1879.		FOREST PRODUCTS.	
								APPLE.			PEACH.												
Area.	Crop.	Area.	Crop.	Area.	Crop.	Area.	Crop.	Acres.	Bearing trees.	Bushels, 1879.	Acres.	Bearing trees.	Bushels, 1879.	Total value of orchard products of all kinds sold or consumed.	Acres.	Value of produce sold in 1879.	Acres.	Grapes sold in 1879.	Wine made in 1879.	Value of produce sold in 1879.	Honey.	Wax.	Amount of wood cut in 1879.	Value of all forest products sold or consumed in 1879.
Acres.	Lbs.	Acres.	Bush.	Acres.	Bush.	Acres.	Lbs.	No.	No.	No.	No.	No.	No.	Dollars.	No.	Dollars.	No.	Lbs.	Galls.	Dollars.	Lbs.	Lbs.	Cords.	Dollars.
76	77	78	79	80	81	82	83	84	85	86	87	88	89	90	91	92	93	94	95	96	97	98	99	100
		¼	9					4	50														20	40
		½	5																				10	20
		½	5																				20	40
		½	15	2	40	2		12	20	5				2									100	200
		¼	15	¼	12			2	21														20	40
		½	12																				20	40
		½	10																				15	50
		½	10																				15	50
		½	15																				10	20
																							20	40

D.

[7–306.]

Page No. 12
Supervisor's Dist: No. 2
Enumeration Dist: No. 130

NOTE A.—The light dotted perpendicular lines, which divide the spaces intended for numbers on this Schedule, are intended to separate the units, tens, &c., from each other, and the Enumerator should be careful that the figures are written within the small spaces so formed, thus: 7 4, the units in the right-hand small spaces. 4 2 1 3 9

NOTE B.—Make an affirmative entry by a slanting line (thus /) in one of the three columns 2, 3, and 4, according as the fact is in the case of each farm—in column 2, if the occupier is the owner of the farm; in column 3, if he is the tenant at a fixed money rental; in column 4, if he conducts it for a share of the product.

NOTE C.—Enumerators will observe that there are 100 questions relating to each farm, which are arranged in four successive divisions of each schedule page.

SCHEDULE 2.—Productions of Agriculture in Knoxville Township in the County of Ray, State of Missouri

enumerated by me on the 7th & 8th day of June, 1880. Geo Sanderson

Enumerator.

	OF THE PERSON WHO CONDUCTS THIS FARM.				ACRES OF LAND.				FARM VALUES.			FENCES.		LABOR.			GRASS LANDS.						
		TENURE.			IMPROVED.		UNIMPROVED.										ACREAGE 1879.		PRODUCTS HARVESTED IN 1879.				
	THE NAME.	Owners.	Rents for fixed money rental.	Rents for shares of products.	Tilled, including fallow and grass in rotation, (whether pasture or meadow.)	Permanent meadows, permanent pastures, orchards, vineyards.	Woodland and forest.	Other unimproved, including "old fields" not growing wood.	Of farm, including land, fences, and buildings.	Of farming implements and machinery.	Of live Stock.	Cost of building and repairing in 1879.	Cost of fertilizers purchased in 1879.	Amount paid for wages for farm labor during 1879, including value of board	Weeks hired labor in 1879 upon farm (and dairy), excluding house-work	Estimated value of all farm productions (sold, consumed, or on hand) for 1879.	Mown.	Not Mown.	Hay.	Clover Seed.	Grass Seed.	Horses of all ages on hand June 1, 1880.	Mules and Asses, all ages, on hand June 1, 1880.
					No.	No.	No.	No.	Dollars.	Dollars.	Dollars.	Dollars.	Dollars.	Dollars.	No.	Dollars.	Acres.	Acres.	Tons.	Bushels.	Bushels.	No.	No.
	1	2	3	4	5	6	7	8	9	10	11	12	13	14	15	16	17	18	19	20	21	22	23
1	Campbell Jeremiah			1	48		12		400	25	300					200						4	
2	McGaugh John W	1			30		10		350	10	160					200						4	
3	Moffatt John H	1			120	30	90		1400	100	400					500	12	10	15			6	1
4	Yoakum Moses	1			200	200			2800	150	300					400						3	
5	Moffitt Thompson			1	35	5			520	100	300					250						1	2
6	Hill Milland C			1	50	30			600	150	250					500						2	
7	Kincaid Sarah	1			70	15	35		960	100	350					400						3	
8	Yoakum [illegible] C	1			40				300	75	250					300						2	
9	Kincaid Richie	1			55	7	42		700	60	350					350						4	
10	Grimes James N.	1			28		50		600	100	200					300						3	

	NEAT CATTLE AND THEIR PRODUCTS.											SHEEP.										SWINE.	POULTRY ON HAND JUNE 1ST, 1880, EXCLUSIVE OF SPRING HATCHING.		EGGS PRODUCED IN 1879.
	ON HAND JUNE 1, 1880.			MOVEMENT, 1879.								ON HAND JUNE 1, 1880.	MOVEMENT, 1879.							CLIP, SPRING 1880, SHORN AND TO BE SHORN.		ON HAND JUNE 1, 1880.			
					Cattle of all ages									Sheep and lambs											
	Working oxen.	Milch cows.	Other.	Calves dropped.	Purchased.	Sold living.	Slaughtered.	Died, strayed, and stolen, and not recovered.	Milk sold, or sent to butter and cheese factories in 1879.	Butter made on the farm in 1879.	Cheese made on the farm in 1879.	On hand June 1, 1880.	Lambs dropped.	Purchased.	Sold living.	Slaughtered.	Killed by dogs.	Died of disease.	Died of stress of weather.	Fleeces.	Weight.	On hand June 1, 1880.	Farm-yard.	Other.	Dozen.
	No.	No.	No.	No.	No.	No.	No.	No.	Gallons.	Lbs.	Lbs.	No.	No.	No.	No.	No.	No.	No.	No.	No.	Lbs.	No.	No.	No.	Doz.
	24	25	26	27	28	29	30	31	32	33	34	35	36	37	38	39	40	41	42	43	44	45	46	47	48
1		2	1	1						100												12	85		25
2		3	6	2	1					100												16	48	4	200
3		2	4	2						225												40	75		100
4		2	9	3						60		8	3							5	25	20	30		50
5		2	4	2	2	5				40												16	—		—
6		2	1	1		3				50												15		25	50
7		4	8	4		8		1		150				24								40	40		50
8		4	2	2	2	2				75												1	50		50
9		3	3	2		3				50		8				3	3			8	26	45	35		40
10		4	3	1	2					60												50	60		100

	CEREALS.										PULSE.		FIBER.						SUGAR.					BROOM CORN. 1879.	
	BARLEY. 1879.		BUCKWHEAT. 1879.		INDIAN CORN. 1879.		OATS. 1879.		RYE. 1879.		WHEAT. 1879.		Canada Peas, (Dry.) in 1879.	Beans, (Dry.) in 1879.	FLAX—1879.			HEMP.			SORGHUM—1879.			MAPLE—1879.		
	Area.	Crop.	Area.	Crop.	Area.	Crop.	Area.	Crop.	Area.	Crop.	Area.	Crop.			Area in Crop.	Seed.	Straw.	Fiber.			Area in Crop.	Sugar.	Molasses.	Sugar.	Molasses.		
	Acres.	Bush.	Acres.	Bush.	Acres.	Bush.	Acres.	Bush.	Acres.	Bush.	Acres.	Bush.	Bush.	Bush.	Acres.	Bush.	Tons.	Lbs.	Acs.	Tns.	Acres.	Lbs.	Galls.	Lbs.	Galls.	Acs.	Lbs.
	49	50	51	52	53	54	55	56	57	58	59	60	61	62	63	64	65	66	67	68	69	70	71	72	73	74	75
1					30	1000	6	120													½		50				
2					16	750	6	120													¼		25				
3					70	2500															1		80				
4					30	1200	16	200			6	60									3		200				
5					35	1200															½		35				
6					30	1100	6	120																			
7					50	2000					20	130															
8					30	1100					6	52									1		40				
9					35	1200	10	200			17	125															
10					40	1500																					

	HOPS. 1879.		POTATOES, (Irish.) 1879.		POTATOES, (Sweet.) 1879.		TOBACCO. 1879.		ORCHARDS—1879.							NURSERIES.		VINEYARDS.			MARKET GARDENS.	BEES—1879.		FOREST PRODUCTS.	
									APPLE.			PEACH.			Total value of orchard products of all kinds sold or consumed.										
	Area.	Crop.	Area.	Crop.	Area.	Crop.	Area.	Crop.	Acres.	Bearing trees.	Bushels. 1879.	Acres.	Bearing trees.	Bushels. 1879.		Acres.	Value of produce sold in 1879.	Acres.	Grapes sold in 1879.	Wine made in 1879.	Value of produce sold in 1870.	Honey.	Wax.	Amount of wood cut in 1879.	Value of all forest products sold or consumed in 1879.
	Acres.	Lbs.	Acres.	Bush.	Acres.	Bush.	Acres.	Lbs.	No.	No.	No.	No.	No.	No.	Dollars.	No.	Dollars.	No.	Lbs.	Galls.	Dollars.	Lbs.	Lbs.	Cords.	Dollars.
	76	77	78	79	80	81	82	83	84	85	86	87	88	89	90	91	92	93	94	95	96	97	98	99	100
1			½	25																				10	20
2			½	15																				20	40
3			¼	10					3	25	20				10										
4			½	20					4	50	30				15									25	50
5			¼	10																				20	40
6			½	10					3	50	25				14									10	20
7			½	20					3	40	100				50									25	50
8			½	15																				45	50
9			¼	10																				25	50
10			½	50																				30	40

[7—306.]

Rec'd July 30 1880

A.

Page No. 13
Supervisor's Dist: No. 7
Enumeration Dist: No. 130

NOTE A.—The light dotted perpendicular lines, which divide the spaces intended for numbers on this Schedule, are intended to separate the units, tens, &c., from each other, and the Enumerator should be careful that the figures are written within the small spaces so formed, thus: | 7 | 4 |, the units | 4 | 2 | 1 | in the right-hand small spaces. | 3 | 9 |

NOTE B.—Make an affirmative entry by a slanting line (thus /) in one of the three columns 2, 3, and 4, according as the fact is in the case of each farm—in column 2, if the occupier is the owner of the farm; in column 3, if he is the tenant at a fixed money rental; in column 4, if he conducts it for a share of the product.

NOTE C.—Enumerators will observe that there are 100 questions relating to each farm, which are arranged in four successive divisions of each schedule page.

SCHEDULE 2.—Productions of Agriculture in Knoxville Twp in the County of Ray, State of Mo

enumerated by me on the 8th day of June, 1880. Geo Sanderson

Enumerator.

OF THE PERSON WHO CONDUCTS THIS FARM.				ACRES OF LAND.				FARM VALUES.			FENCES.		LABOR.			GRASS LAND.						
	TENURE.			IMPROVED.		UNIMPROVED.										ACREAGE 1879.		PRODUCTS HARVESTED IN 1879.				
THE NAME.	Owners.	Rents for fixed money rental.	Rents for shares of products.	Tilled, including fallow and grass in rotation, (whether pasture or meadow.)	Permanent meadows, permanent pastures, orchards, vineyards.	Woodland and forest.	Other unimproved, including "old fields" not growing wood.	Of farm, (including land, fences, and buildings.	Of farming implements and machinery.	Of Live Stock.	Cost of building and repairing in 1879.	Cost of fertilizers purchased in 1879.	Amount paid for wages for farm labor during 1879, including value of board.	Weeks hired labor in 1879 upon farm and dairy. (Exclusive of housework.)	Estimated value of all farm productions (sold, consumed, or on hand) for 1879.	Mown.	Not Mown.	Hay.	Clover Seed.	Grass Seed.	Horses of all ages on hand June 1, 1880.	Mules and Asses, all ages, on hand June 1, 1880.
				No.	No.	No.	No.	Dollars.	Dollars.	Dollars.	Dollars.	Dollars.	Dollars.	No.	Dollars.	Acres.	Acres.	Tons.	Bushels.	Bushels.	No.	No.
1	2	3	4	5	6	7	8	9	10	11	12	13	14	15	16	17	18	19	20	21	22	23
1 Hill Isaac C			1	70				560	30	160					300							3
2 Butler Robt H			1	27	17			250	60	200					100						2	
3 Pettus Wm R	1			45		35		640	125	400					300						5	2
4 Turley William			1	50				400	25	200					381						3	
5 Elliott John G.			1	17		23		400	50	220					150						2	1
6 Holder Alexander	1			140	46	100		1450	200	500			200		1000						9	2
7 Cook John G.	1			25		35		280	25	65					75						1	
8 Alexander Lewis	1			30		10		400	50	500					150						2	3
9 Albertson Joel	1			7		33		200	15	100					100						3	
10 Wilbanks Bennet		1		15		35		250	15	150					150						2	

NEAT CATTLE AND THEIR PRODUCTS.

ON HAND JUNE 1, 1880.			MOVEMENT, 1879.							
				Cattle of all ages						
Working oxen.	Milch cows.	Other.	Calves dropped.	Purchased.	Sold living.	Slaughtered.	Died, strayed, and st len, and not recovered.	Milk sold, or sent to butter and cheese factories in 1879.	Butter made on the farm in 1879.	Cheese made on the farm in 1879.
No.	No.	No.	No.	No.	No.	No.	No.	Gallons.	Lbs.	Lbs.
24	25	26	27	28	29	30	31	32	33	34
1		10		2					40	
2	2	1	1		1				60	
3	4	6	2	3	3		1		75	
4	1									
5	1	1	1	1						
6	6	12	5	9	6		1		160	
7	1	1	1						25	
8	1	2	1		1				40	
9	2				1		1		75	
10		1								

SHEEP.

ON HAND JUNE 1, 1880.	MOVEMENT, 1879.							CLIP, SPRING 1880, SHORN AND TO BE SHORN.		SWINE.	POULTRY ON HAND JUNE 1ST, 1880, EXCLUSIVE OF SPRING HATCHING.		EGGS PRODUCED IN 1879.
		Sheep and lambs											
On hand June 1, 1880.	Lambs dropped.	Purchased.	Sold living.	Slaughtered.	Killed by dogs.	Died of disease.	Died of stress of weather.	Fleeces.	Weight.	On hand June 1, 1880.	Barn-yard.	Other.	
No.	No.	No.	No.	No.	No.	No.	No.	No.	Lbs.	No.	No.	No.	Doz.
35	36	37	38	39	40	41	42	43	44	45	46	47	48
										12	100		40
										23	24		30
			30		3	3				28	24		18
5	2							5	15		16		20
24	12		4		3			12	48	80	50		50
										1	30	1	30
										25	40		40
10	5							5	15	3	7		6
										12	22		20

CEREALS.

BARLEY, 1879.		BUCKWHEAT, 1879.		INDIAN CORN, 1879.		OATS, 1879.		EYE, 1879.		WHEAT, 1879.		PULSE.		FIBER.						SUGAR.					BROOM CORN, 1879.	
														FLAX—1879.				HEMP.		SORGHUM—1879.			MAPLE—1879.			
Area.	Crop.	Area.	Crop.	Area.	Crop.	Area.	Crop.	Area.	Crop.	Area.	Crop.	Canada Peas, (Dry.) in 1879.	Beans, (Dry.) in 1879.	Area in Crop.	Seed.	Straw.	Fiber.			Area in Crop.	Sugar.	Molasses.	Sugar.	Molasses.		
Acres.	Bush.	Acres.	Bush.	Acres.	Bush.	Acres.	Bush.	Acres.	Bush.	Acres.	Bush.	Bush.	Bush.	Acres.	Bush.	Tons.	Lbs.	Acs.	Tns.	Acres.	Lbs.	Galls.	Lbs.	Galls.	Acs.	Lbs.
49	50	51	52	53	54	55	56	57	58	59	60	61	62	63	64	65	66	67	68	69	70	71	72	73	74	75
				40	1500	5	100																			
				25	800																					
				34	1200					5	47									½		30				
				35	1200	4	80																			
																				1		66				
				100	4000					30	240									½		30				
				15	250															—		15				
				30	1200					1	16									¼		20				
				6	200															¼		20				
				20	800	3	60													½		15				

HOPS, 1879.		POTATOES, (Irish.) 1879.		POTATOES, (Sweet.) 1879.		TOBACCO, 1879.		ORCHARDS—1879.						NURSERIES.		VINEYARDS.			MARKET GARDENS	BEES—1879.		FOREST PRODUCTS.	
								APPLE.			PEACH.												
Area.	Crop.	Area.	Crop.	Area.	Crop.	Area.	Crop.	Acres.	Bearing trees.	Bushels. 1879.	Acres.	Bearing trees.	Bushels. 1879.	Total value of orchard products of all kinds sold or consumed.	Acres.	Value of produce sold in 1879.	Acres.	Grapes sold in 1879.	Wine made in 1879.	Value of produce sold in 1879.	Honey.	Wax.	Amount of wood cut in 1879.	Value of all forest products sold or consumed in 1879.
Acres.	Lbs.	Acres.	Bush.	Acres.	Bush.	Acres.	Lbs.	No.	No.	No.	No.	No.	No.	Dollars.	No.	Dollars.	No.	Lbs.	Galls.	Dollars.	Lbs.	Lbs.	Cords.	Dollars.
76	77	78	79	80	81	82	83	84	85	86	87	88	89	90	91	92	93	94	95	96	97	98	99	100
		½	10																				10	20
		½	10					2	30	40				20									15	30
—		¼	10																				25	45
		½	15																					
																							10	20
		31	50																				10	20
			7																				25	50
																							10	20
		½	14																				20	40
		½	10																				10	20
																							15	30

295

B.

[7–306.]

Page No. 14
Supervisor's Dist: No. 7
Enumeration Dist: No. 130

NOTE A.—The light dotted perpendicular lines, which divide the spaces intended for numbers on this Schedule, are intended to separate the units, tens, &c., from each other, and the Enumerator should be careful that the figures are written within the small spaces so formed, thus: 7|4, the units in the right-hand small spaces. 4|2|1 3|9

NOTE B.—Make an affirmative entry by a slanting line (thus /) in one of the three columns 2, 3, and 4, according as the fact is in the case of each farm—in column 2, if the occupier is the owner of the farm; in column 3, if he is the tenant at a fixed money rental; in column 4, if he conducts it for a share of the product.

NOTE C.—Enumerators will observe that there are 100 questions relating to each farm, which are arranged in four successive divisions of each schedule page.

SCHEDULE 2.—Productions of Agriculture in Knoxville Township in the County of Ray, State of Missouri

enumerated by me on the 8th & 9 day of June, 1880. Geo Sanderson, *Enumerator.*

	OF THE PERSON WHO CONDUCTS THIS FARM.				ACRES OF LAND.				FARM VALUES.			FENCES.		LABOR.			GRASS LANDS.							
		TENURE.			IMPROVED.		UNIMPROVED.										ACREAGE 1879.		PRODUCTS HARVESTED IN 1879.					
	THE NAME.	Owner.	Rents for fixed money rental.	Rents for shares of products.	Tilled, including fallow and grass in rotation. (whether pasture or meadow.)	Permanent meadows, permanent pastures, orchards, vineyards.	Woodland and forest.	Other unimproved, including "old fields" not growing wood.	Of farm, including land, fences, and buildings.	Of farming implements and machinery.	Of live Stock.	Cost of building and repairing in 1879.	Cost of fertilizers purchased in 1879.	Amount paid for wages for farm labor during 1879, including value of board.	Weeks hired labor in 1879 upon farm (and dairy) excluding house-work.	Estimated value of all farm productions (sold, consumed, or on hand) for 1879.	Mown.	Not Mown.	Hay.	Clover Seed.	Grass Seed.	Horses of all ages on hand, June 1, 1880.	Mules and Asses, all ages, on hand June 1, 1880.	
					No.	No.	No.	No.	Dollars.	Dollars.	Dollars.	Dollars.	Dollars.	Dollars.	No.	Dollars.	Acres.	Acres.	Tons.	Bushels.	Bushels.	No.	No.	
	1	2	3	4	5	6	7	8	9	10	11	12	13	14	15	16	17	18	19	20	21	22	23	
1	Vanbebber Wm H	1			40	5	80		960	20	115					250						2		1
2	Vanbebber John F	1			60		140		1600	100	130					300						2		2
3	Tile Wiley	1			50	10	20		500	100	230					300						3		3
4	Yoakum Geo W			1	65				600	75	400					400						3	2	4
5	Clark Hiram	1			100		220		1500	75	300					300						4		5
6	Carter Presley A.F.	1			50	33			800	100	250					350						4	1	6
7	Terrons John		1		15				150	15	75					100						1		7
8	Stover John R		1		24		14		400	25	125					156						2		8
9	Ford John	1			80	20	50		720	40	340	50				350						4	1	9
10	Foyd David C	1			50	38			600	25	300					250						5		10

	NEAT CATTLE AND THEIR PRODUCTS.											SHEEP.										SWINE.	POULTRY ON HAND JUNE 1ST, 1880, EXCLUSIVE OF SPRING HATCHING.		EGGS PRODUCED IN 1879.
	ON HAND JUNE 1, 1880.			MOVEMENT, 1879.								ON hand June 1, 1880.	MOVEMENT, 1879.							CLIP, SPRING 1880, SHORN AND TO BE SHORN.		ON hand June 1, 1880.			
					Cattle of all ages				Milk sold, or sent to butter and cheese factories in 1879.	Butter made on the farm in 1879.	Cheese made on the farm in 1879.		Lambs dropped.	Sheep and lambs									Barn-yard.	Other.	
	Working oxen.	Milch cows.	Other.	Calves dropped.	Purchased.	Sold living.	Slaughtered.	Died, strayed, and stolen, and not recovered.						Purchased.	Sold living.	Slaughtered.	Killed by dogs.	Died of disease.	Died of stress of weather.	Fleeces.	Weight.				
	No.	No.	No.	No.	No.	No.	No.	No.	Gallons.	Lbs.	Lbs.	No.	No.	No.	No.	No.	No.	No.	No.	No.	Lbs.	No.	No.	No.	Doz.
	24	25	26	27	28	29	30	31	32	33	34	35	36	37	38	39	40	41	42	43	44	45	46	47	48
1		1				1				20												30	30		40
2		1	1	1						20												10	70		60
3		1	7	2	2	4				50												35	25		20
4		2	11	1		2				100		19	8		15					11	40	13	50		35
5		3	3							100					40							40	40		30
6		3	3	3						75												17	35		30
7																						4	20		20
8		2	1							50												6	20		25
9		4	10	2				2														34	30		25
10		1	2			1				100		7	7							7	24	10	65		60

	CEREALS.												PULSE.		FIBER.						SUGAR.						BROOM CORN. 1879.	
	BARLEY. 1879.		BUCKWHEAT. 1879.		INDIAN CORN. 1879.		OATS. 1879.		RYE. 1879.		WHEAT. 1879.				FLAX—1879.				HEMP.		SORGHUM—1879.			MAPLE—1879.				
	Area.	Crop.	Area.	Crop.	Area.	Crop.	Area.	Crop.	Area.	Crop.	Area.	Crop.	Canada Peas, (Dry.) in 1879.	Beans, (Dry.) in 1879.	Area in Crop.	Seed.	Straw.	Fiber.			Area in Crop.	Sugar.	Molasses.	Sugar.	Molasses.			
	Acres.	Bush.	Acres.	Bush.	Acres.	Bush.	Acres.	Bush.	Acres.	Bush.	Acres.	Bush.	Bush.	Bush.	Acres.	Bush.	Tons.	Lbs.	Acs.	Tns.	Acres.	Lbs.	Galls.	Lbs.	Galls.	Acs.	Lbs.	
	49	50	51	52	53	54	55	56	57	58	59	60	61	62	63	64	65	66	67	68	69	70	71	72	73	74	75	
1																								200				1
2					25	1000					8	70									1/4		13					2
3					30	1500					8	28									1/16		15					3
4					50	2000	10	200													1		60					4
5					50	2000	10	200			4	40									1		35					5
6					45	1400	15	300			4	50									1		70					6
7					9	330															1/4		20					7
8					18	700	6	120													1/2		35					8
9					40	1500	10	100													1		75					9
10					50	2000	20	200													1		60					10

	HOPS. 1879.		POTATOES, (Irish.) 1879.		POTATOES, (Sweet.) 1879.		TOBACCO. 1879.		ORCHARDS—1879.							NURSERIES.		VINEYARDS.			MARKET GARDENS.	BEES—1879.		FOREST PRODUCTS.	
									APPLE.			PEACH.			Total value of orchard products of all kinds sold or consumed.						Value of produce sold in 1879.			Amount of wood cut in 1879.	Value of all forest products sold or consumed in 1879.
	Area.	Crop.	Area.	Crop.	Area.	Crop.	Area.	Crop.	Acres.	Bearing trees.	Bushels. 1879.	Acres.	Bearing trees.	Bushels. 1879.		Acres.	Value of produce sold in 1879.	Acres.	Grapes sold in 1879.	Wine made in 1879.		Honey.	Wax.		
	Acres.	Lbs.	Acres.	Bush.	Acres.	Bush.	Acres.	Lbs.	No.	No.	No.	No.	No.	No.	Dollars.	No.	Dollars.	No.	Lbs.	Galls.	Dollars.	Lbs.	Lbs.	Cords.	Dollars.
	76	77	78	79	80	81	82	83	84	85	86	87	88	89	90	91	92	93	94	95	96	97	98	99	100
1			1/2	16		3																		20	40
2			1/2	15																				10	20
3			1/4	15																				15	30
4																								15	30
5			1/4	10																				20	40
6			1	30																				15	30
7			1/4	—																				10	20
8			1/2	20																				20	40
9									1	20	10				5									25	50
10			1/2	16																				30	60

C.

Page No. 13
Supervisor's Dist: No. 7
Enumeration Dist: No. 130

NOTE A.—The light dotted perpendicular lines, which divide the spaces intended for numbers on this Schedule, are intended to separate the units, tens, &c., from each other, and the Enumerator should be careful that the figures are written within the small spaces so formed, thus: 7|4, the units in the right-hand small spaces.

NOTE B.—Make an affirmative entry by a slanting line (thus /) in one of the three columns 2, 3, and 4, according as the fact is in the case of each farm—in column 2, if the occupier is the owner of the farm; in column 3, if he is the tenant at a fixed money rental; in column 4, if he conducts it for a share of the product.

NOTE C.—Enumerators will observe that there are 100 questions relating to each farm, which are arranged in four successive divisions of each schedule page.

SCHEDULE 2.—Productions of Agriculture in Knoxville Twp in the County of Ray, State of Mo enumerated by me on the 9 & 10th day of June, 1880. George Sanderson, *Enumerator.*

OF THE PERSON WHO CONDUCTS THIS FARM.				ACRES OF LAND.				FARM VALUES.			FENCES.		LABOR.			GRASS LANDS.						
	TENURE.			IMPROVED:		UNIMPROVED.										ACREAGE 1879.		PRODUCTS HARVESTED IN 1879.				
THE NAME.	Owner.	Rents for fixed money rental.	Rents for shares of products.	Tilled, including fallow and grass in rotation, (whether pasture or meadow.)	Permanent meadows, permanent pastures, orchards, vineyards.	Woodland and forest.	Other unimproved, including "old fields" not growing wood.	Of farm, including land, fences, and buildings.	Of farming implements and machinery.	Of Live Stock.	Cost of building and repairing in 1879.	Cost of fertilizers purchased in 1879.	Amount paid for wages for farm labor during 1879, including value of board.	Weeks hired labor in 1879 upon farm (and dairy) excluding house-work.	Estimated value of all farm productions (sold, consumed, or on hand) for 1879.	Mown.	Not Mown.	Hay.	Clover Seed.	Grass Seed.	Horses of all ages on hand June 1, 1880.	Mules and Asses, all ages, on hand June 1, 1880.
				No.	No.	No.	No.	Dollars.	Dollars.	Dollars.	Dollars.	Dollars.	Dollars.	No.	Dollars.	Acres.	Acres.	Tons.	Bushels.	Bushels.	No.	No.
1	2	3	4	5	6	7	8	9	10	11	12	13	14	15	16	17	18	19	20	21	22	23
1 Crenshaw Robert A	1			120	280	120		3000	100	650					400	40	15	30			6	6
2 Crenshaw Granville	1			80	100	100	20	2100	100	350			75		500	45		30			2	3
3 Teagarden E. A.	1			32		30		525	10	150					100						1	
4 McCown Henry	1			18	22			300	10	100					150						2	
5 Wilson Williamson	1			20				200	15	100					200						2	1
6 Hawkins Lorenzo D.	1			20	10			500	15	150					250						2	
7 Abbott Hezekiah		1		20	5			350	10	75					200						1	
8 Hill Wm C	1			70	20	100		1100	20	300	400				400	6	14	6			3	2
9 Adams George W	1			55		55		540	25	200	400				175						3	
10 Craven Doctor F	1			40		35		750	50	175					250						2	

NEAT CATTLE AND THEIR PRODUCTS.											SHEEP.										SWINE.	POULTRY ON HAND JUNE 1ST, 1880, EXCLUSIVE OF SPRING HATCHING.		EGGS PRODUCED IN 1879.
ON HAND JUNE 1, 1880.			MOVEMENT, 1879.								ON HAND JUNE 1, 1880.	MOVEMENT, 1879.							CLIP, SPRING 1880, SHORN AND TO BE SHORN.		ON HAND JUNE 1, 1880.			
			Cattle of all ages									Lambs dropped.	Sheep and lambs						Fleeces.	Weight.				
Working oxen.	Milch cows.	Other.	Calves dropped.	Purchased.	Sold living.	Slaughtered.	Died, strayed, lost, stolen, and not recovered.	Milk sold, or sent to butter and cheese factories in 1879.	Butter made on the farm in 1879.	Cheese made on the farm in 1879.	On hand June 1, 1880.		Purchased.	Sold living.	Slaughtered.	Killed by dogs.	Died of disease.	Died of stress of weather.				Barnyard.	Other.	
No.	No.	No.	No.	No.	No.	No.	No.	Gallons.	Lbs.	Lbs.	No.	No.	No.	No.	No.	No.	No.	No.	No.	Lbs.	No.	No.	No.	Doz.
24	25	26	27	28	29	30	31	32	33	34	35	36	37	38	39	40	41	42	43	44	45	46	47	48
1	10	22	9	10	12	1			75		56	20			4				56	180	80	60		50
2	3	35	3	20					70		15	7				1	1		8	40	75	40		40
3	1	1	1		1				40					16							11	24		20
4	4																				14	28		22
5	1	1							20												9	15		15
6	1																				7	36		30
7	~~4~~	~~5~~																						
8	4	3					1		100												18	30		50
9	3		3		3				150												10	25		100
10	2	3	2		2				200					3	1						16	38		40
																					10	24		40

CEREALS.										PULSE.		FIBER.						SUGAR.							
BARLEY. 1879.		BUCKWHEAT. 1879.		INDIAN CORN. 1879.		OATS. 1879.		RYE. 1879.		WHEAT. 1879.			FLAX—1879.			HEMP.		SORGHUM—1879.			MAPLE—1879.		BROOM CORN. 1879.	
Area.	Crop.	Area.	Crop.	Area.	Crop.	Area.	Crop.	Area.	Crop.	Area.	Crop.	Canada Peas. (Dry.) in 1879.	Beans. (Dry.) in 1879.	Area in Crop.	Seed.	Straw.	Fiber.	Area.	Crop.		Sugar.	Molasses.	Sugar.	Molasses	Area.	Crop.
Acres.	Bush.	Acres.	Bush.	Acres.	Bush.	Acres.	Bush.	Acres.	Bush.	Acres.	Bush.	Bush.	Bush.	Acres.	Bush.	Tons.	Lbs.	Acs.	Tns.	Acres.	Lbs.	Galls.	Lbs.	Galls.	Acs.	Lbs.
49	50	51	52	53	54	55	56	57	58	59	60	61	62	63	64	65	66	67	68	69	70	71	72	73	74	75
1																										
2				90	4000	25	700																			
3				10	150															½		50				
4				20	800					4	21									⅓		20				
5				20	750	2	40													1		60				
6				15	600	3	60			3	21									½		30				
7				20	700					2	11									⅓		14				
8				45	1600	20	400			20	140															
9				20	800					4	24									½		40				
10				20	1000					10	120									½		42				
																				½		30				

HOPS. 1879.		POTATOES, (Irish.) 1879.		POTATOES, (Sweet.) 1879.		TOBACCO. 1879.		ORCHARDS—1879.						NURSERIES.		VINEYARDS.			MARKET GARDENS.	BEES—1879.		FOREST PRODUCTS.	
								APPLE.			PEACH.												
Area.	Crop.	Area.	Crop.	Area.	Crop.	Area.	Crop.	Acres.	Bearing trees.	Bushels. 1879.	Acres.	Bearing trees.	Bushels. 1879.	Total value of orchard products of all kinds sold or consumed.	Acres.	Value of produce sold in 1879.	Acres.	Grapes sold in 1879.	Wine made in 1879.	Value of produce sold in 1879.	Honey.	Wax.	Amount of wood cut in 1879.	Value of all forest products sold or consumed in 1879.
Acres.	Lbs.	Acres.	Bush.	Acres.	Bush.	Acres.	Lbs.	No.	No.	No.	No.	No.	No.	Dollars.	No.	Dollars.	No.	Lbs.	Galls.	Dollars.	Lbs.	Lbs.	Cords	Dollars.
76	77	78	79	80	81	82	83	84	85	86	87	88	89	90	91	92	93	94	95	96	97	98	99	100
1		~~½~~	~~20~~					~~3~~	~~50~~	~~20~~				~~10~~										
2		¼	20					3	50	20				10									30	60
3		⅓	10						~~3~~														30	60
4																							20	40
5		¼	15																				15	30
6		¼	10																				25	50
7		½	30																				15	50
8		⅓	15							50				25									20	40
9		⅓	15																				30	60
10		½	20																				25	50
																							20	40

D.

Page No. 16
Supervisor's Dist: No. 7
Enumeration Dist: No. 130

NOTE A.—The light dotted perpendicular lines, which divide the spaces intended for numbers on this Schedule, are intended to separate the units, tens, &c., from each other, and the Enumerator should be careful that the figures are written within the small spaces so formed, thus: 7 4, the units in the right-hand small spaces. (4 2 1 / 3 9)

NOTE B.—Make an affirmative entry by a slanting line (thus /) in one of the three columns 2, 3, and 4, according as the fact is in the case of each farm—in column 2, if the occupier is the owner of the farm; in column 3, if he is the tenant at a fixed money rental; in column 4, if he conducts it for a share of the product.

NOTE C.—Enumerators will observe that there are 100 questions relating to each farm, which are arranged in four successive divisions of each schedule page.

SCHEDULE 2.—Productions of Agriculture in Knoxville Township in the County of Ray, State of Missouri

enumerated by me on the 10th day of June, 1880. George Sanderson, *Enumerator.*

OF THE PERSON WHO CONDUCTS THIS FARM.				ACRES OF LAND.				FARM VALUES.			FENCES.		LABOR.			GRASS LANDS.						
	TENURE.			IMPROVED.		UNIMPROVED.										ACREAGE 1879.		PRODUCTS HARVESTED IN 1879.				
THE NAME.	Owner.	Rents for fixed money rental.	Rents for shares of products.	Tilled, including fallow and grass in rotation. (whether pasture or meadow.)	Permanent meadows, permanent pastures, orchards, vineyards.	Woodland and forest.	Other unimproved, including "old fields" not growing wood.	Of farm, including land, fences, and buildings.	Of farming implements and machinery.	Of Live Stock.	Cost of building and repairing in 1879.	Cost of fertilizers purchased in 1879.	Amount paid for wages for farm labor during 1879, including value of board.	Weeks hired labor in 1879 upon farm (and dairy) excluding house-work	Estimated value of all farm productions (sold, consumed, or on hand) for 1879.	Mown.	Not Mown.	Hay.	Clover Seed.	Grass Seed.	Horses of all ages on hand June 1, 1880.	Mules and Asses, all ages, on hand June 1, 1880.
				No.	No.	No.	No.	Dollars.	Dollars.	Dollars.	Dollars.	Dollars.	Dollars.	No.	Dollars.	Acres.	Acres.	Tons.	Bushels.	Bushels.	No.	No.
1	2	3	4	5	6	7	8	9	10	11	12	13	14	15	16	17	18	19	20	21	22	23
1 Craven Maximulian B	1			60		15		750	50	300			50		400							2
2 Teagarden Edward	1			100	35	40		1700	75	450					500						7	1
3 Hilker William F	1			40	25	65		650	50	125					300						3	
4 Gulley James			1	25				150	20	100					150						2	
5 Hawkins George W	1			30	5	15		300	25	150					60						2	
6 Hankins Daniel	1			15		10		100	10	75					100						1	
7 Crowley Jerry			1	90	20			800	20	175					300						2	2
8 Robinson Caleb			1	40	25			600	75	300					25						4	
9 Kilgore Andrew B			1	20		10		300	10	150					200						2	1
10 Sanderson George	1			20	40			420	100	250					225						3	1

NEAT CATTLE AND THEIR PRODUCTS.

ON HAND JUNE 1, 1880.			MOVEMENT, 1879.					Milk sold, or sent to butter and cheese factories in 1879.	Butter made on the farm in 1879.	Cheese made on the farm in 1879.
			Calves dropped.	Cattle of all ages						
Working oxen.	Milch cows.	Other.		Purchased.	Sold living.	Slaughtered.	Died, stinged, and or Bled and not recovered.			
No.	No.	No.	No.	No.	No.	No.	No.	Gallons.	Lbs.	Lbs.
24	25	26	27	28	29	30	31	32	33	34
	2	3							150	
	4	4	4		6				200	
	1	3	1						50	
	1								20	
	1		1	4	3				25	
	1								100	
	1	8		8			1		75	
	2	2	2						50	
	1									
	2	5	2	3	3				150	

SHEEP.

On hand June 1, 1880.	MOVEMENT, 1879.								CLIP, SPRING 1880, SHORN AND TO BE SHORN.		SWINE.	POULTRY ON HAND JUNE 1ST, 1880, EXCLUSIVE OF SPRING HATCHING.		EGGS PRODUCED IN 1879.
	Lambs dropped.	Sheep and lambs												
		Purchased.	Sold living.	Slaughtered.	Killed by dogs.	Died of disease.	Died of stress of weather.		Fleeces.	Weight.	On hand June 1, 1880.	Barn-yard.	Other.	
No.	No.	No.	No.	No.	No.	No.	No.	No.	No.	Lbs.	No.	No.	No.	Doz.
35	36	37	38	39	40	41	42	43	44	45	46	47	48	
											26	15		22
			40								30	30		30
											9	35		50
												11		10
											13	20		20
											3	15		10
											10	60		70
											20	34		30
											8	25		25
											11	90		100

CEREALS.

BARLEY. 1879.		BUCKWHEAT. 1879.		INDIAN CORN. 1879.		OATS. 1879.		RYE. 1879.		WHEAT. 1879.		PULSE.		FIBER.				SUGAR.				BROOM CORN. 1879.	
														FLAX—1879.					SORGHUM—1879.		MAPLE—1879.		
Area.	Crop.	Area.	Crop.	Area.	Crop.	Area.	Crop.	Area.	Crop.	Area.	Crop.	Canada Peas. (Dry.) in 1879.	Beans. (Dry.) in 1879.	Area in Crop.	Seed.	Straw.	Fiber.	Hemp.	Area in Crop.	Sugar.	Molasses.	Sugar.	Molasses.	Acs.	Lbs.
Acres.	Bush.	Acres.	Bush.	Acres.	Bush.	Acres.	Bush.	Acres.	Bush.	Acres.	Bush.	Bush.	Bush.	Acres.	Bush.	Tons.	Lbs.	Acs. Tns.	Acres.	Lbs.	Galls.	Lbs.	Galls.	Acs.	Lbs.
49	50	51	52	53	54	55	56	57	58	59	60	61	62	63	64	65	66	67 68	69	70	71	72	73	74	75
				40	1500	12	105			4	26								1/8		30				
				70	2500	10	200			10	100								1/2		40				
				55	1350	6	100												1/2		50				
				20	800																				
				10	400	2	40												1/2		30				
				15	500	4	80												1/2		50				
				60	2000	10	200																		
						10	100																		
				20	700																				
				40	1500					4	30								1		60				

HOPS. 1879.		POTATOES, (Irish.) 1879.		POTATOES, (Sweet.) 1879.		TOBACCO. 1879.		ORCHARDS—1879.						Total value of orchard products of all kinds sold or consumed.	NURSERIES.		VINEYARDS.			MARKET GARDENS.	BEES—1879.		FOREST PRODUCTS.	
								APPLE.			PEACH.												
Area.	Crop.	Area.	Crop.	Area.	Crop.	Area.	Crop	Acres.	Bearing trees.	Bushels. 1879.	Acres.	Bearing trees.	Bushels. 1879.		Acres.	Value of produce sold in 1879.	Acres.	Grapes sold in 1879.	Wine made in 1879.	Value of produce sold in 1879.	Honey.	Wax.	Amount of wood cut in 1879.	Value of all forest products sold or consumed in 1879.
Acres.	Lbs.	Acres.	Bush.	Acres.	Bush.	Acres.	Lbs.	No.	No.	No.	No.	No.	No.	Dollars.	No.	Dollars.	No.	Lbs.	Galls.	Dollars.	Lbs.	Lbs.	Cords.	Dollars.
76	77	78	79	80	81	82	83	84	85	86	87	88	89	90	91	92	93	94	95	96	97	98	99	100
		1/4	12					3	25														20	40
		1/6	30																				25	50
		1/4	10																				100	200
		1/4	20																				10	20
																							15	30
		1/8	40																				10	20
																							20	40
		1/2	30																				10	20
								3	60	20				10									20	40

[7–306.]

Received July 30, 1880

A.

Page No. 1
Supervisor's Dist: No. 7
Enumeration Dist: No. 131

NOTE A.—The light dotted perpendicular lines, which divide the spaces intended for numbers on this Schedule, are intended to separate the units, tens, &c., from each other, and the Enumerator should be careful that the figures are written within the small spaces so formed, thus: 7|4, the units in the right-hand small spaces. 4|2|1 3|9

NOTE B.—Make an affirmative entry by a slanting line (thus /) in one of the three columns 2, 3, and 4, according as the fact is in the case of each farm—in column 2, if the occupier is the owner of the farm; in column 3, if he is the tenant at a fixed money rental; in column 4, if he conducts it for a share of the product.

NOTE C.—Enumerators will observe that there are 100 questions relating to each farm, which are arranged in four successive divisions of each schedule page.

SCHEDULE 2.—Productions of Agriculture in Polk Township in the County of Ray, State of Missouri

enumerated by me on the 14 day of June, 1880.

John A Buchanan,
Enumerator.

OF THE PERSON WHO CONDUCTS THIS FARM.				ACRES OF LAND.				FARM VALUES.			FENCES.		LABOR.			GRASS LAND.						
	TENURE.			IMPROVED.		UNIMPROVED.										ACREAGE 1879.		PRODUCTS HARVESTED IN 1879.				
THE NAME.	Owner.	Rents for fixed money rental.	Rents for shares of products.	Tilled, including fallow and grass in rotation, (whether pasture or meadow.)	Permanent meadows, permanent pastures, orchards, vineyards.	Woodland and forest.	Other unimproved, including "old fields" not growing wood.	Of farm, including land, fences, and buildings.	Of farming implements and machinery.	Of Live Stock.	Cost of building and repairing in 1879.	Cost of fertilizers purchased in 1879.	Amount paid for wages for farm labor during 1879, including value of board.	Weeks hired labor in 1879 upon farm (and dairy) exclusive of house-work.	Estimated value of all farm productions (sold, consumed, or on hand) for 1879.	Mown.	Not Mown.	Hay.	Clover Seed.	Grass Seed.	Horses of all ages on hand June 1, 1880.	Mules and Asses, all ages, on hand June 1, 1880.
				No.	No.	No.	No.	Dollars.	Dollars.	Dollars.	Dollars.	Dollars.	Dollars.	No.	Dollars.	Acres.	Acres.	Tons.	Bushels.	Bushels.	No.	No.
1	2	3	4	5	6	7	8	9	10	11	12	13	14	15	16	17	18	19	20	21	22	23
1 William Thompson	1			10		30		150	30	200	35				100						2	
2 Cynthia Windsor	1			80	50	30		3600	125	750					350	10	30	10			6	
3 William White	1			30	21	90		3700	140	740					450						2	
4 William Moss	1			40	40	80		3200	150	750					360		40				2	
5 David J Bisbee	1			50	235			4000	300	1950			50	14	730	35	200	10			7	7
6 John Thompson	1			40		80		1200	75	960	25				550						3	
7 Edward Sputtler	1			120	40	32		1920	40	450					550		40				6	
8 Hannah Sputtler	1			40	40			1000	60	250	150				150						2	2
9 Ole Sputtler	1			30	7	43		650	80	250					250						2	
10 Alexander McDonald	1			60	110	130		4500	150	935					600	30	80	14			7	

NEAT CATTLE AND THEIR PRODUCTS.											SHEEP.								SWINE.	POULTRY ON HAND JUNE 1ST, 1880, EXCLUSIVE OF SPRING HATCHING.		EGGS PRODUCED IN 1879.
ON HAND JUNE 1, 1880.			MOVEMENT, 1879.					Milk sold, or sent to butter and cheese factories in 1879.	Butter made on the farm in 1879.	Cheese made on the farm in 1879.	On hand June 1, 1880.	MOVEMENT, 1879.							CLIP, SPRING 1880, SHORN AND TO BE SHORN.					
				Cattle of all ages								Lambs dropped.	Sheep and lambs						Fleeces.	Weight.	On hand June 1, 1880.	Barn-yard.	Other.	
Working oxen.	Milch cows.	Other.	Calves dropped.	Purchased.	Sold living.	Slaughtered.	Died, strayed, lost, stolen, or not recovered.						Purchased.	Sold living.	Slaughtered.	Killed by dogs.	Died of disease.	Died of stress of weather.						
No.	No.	No.	No.	No.	No.	No.	No.	Gallons.	Lbs.	Lbs.	No.	No.	No.	No.	No.	No.	No.	No.	No.	Lbs.	No.	No.	No.	Doz.
24	25	26	27	28	29	30	31	32	33	34	35	36	37	38	39	40	41	42	43	44	45	46	47	48
	3		1		4		1		150											20	7	125		60
	5	15	4	3	3		1		200		7	2							5	25	14	175		110
	2	1	1	3	13		3		300		12	1	1						12	70	40	170		160
	4	7	3		6	1			500		19	7							19	72	30	350		500
	6	38		28		1	2		600		165	25		10			2		39	275	39	200		250
	3	3	2		1				350		13	7							6	80	75	70		40
	5	10	5		1		1		250												32	150		300
	3	4	2																		11			
	2																				14			
	3	8	3	2	3		1		200		30	14		5	1				16	100	40	25		125

CEREALS.												PULSE.		FIBER.						SUGAR.						BROOM CORN.	
BARLEY. 1879.		BUCKWHEAT. 1879.		INDIAN CORN. 1879.		OATS. 1879.		RYE. 1879.		WHEAT. 1879.		Cotton Peas, (Dry.) in 1879.	Beans, (Dry.) in 1879.	FLAX—1879.			HEMP.			SORGHUM—1879.			MAPLE—1879.			1879.	
Area.	Crop.	Area.	Crop.	Area.	Crop.	Area.	Crop.	Area.	Crop.	Area.	Crop.			Area in Crop.	Seed.	Straw.	Fiber.			Area in Crop.	Sugar.	Molasses.	Sugar.	Molasses.			
Acres.	Bush.	Acres.	Bush.	Acres.	Bush.	Acres.	Bush.	Acres.	Bush.	Acres.	Bush.	Bush.	Bush.	Acres.	Bush.	Tons.	Lbs.	Acs.	Tns.	Acres.	Lbs.	Galls.	Lbs.	Galls.	Acs.	Lbs.
49	50	51	52	53	54	55	56	57	58	59	60	61	62	63	64	65	66	67	68	69	70	71	72	73	74	75
				13	350	4	50																			
				30	1200	8	200													1/4		49				
				50	1250	9	200			12	93									1/2		35				
				25	1250	5	125			5	30									1/4		25				
				60	2709	10	140			7	23															
				40	2200	8	80													1/2		80				
				40	1000	20	300													1/4		40				
				20	500																					
				25	1000	5	100																			
				40	1600																					

HOPS. 1879.		POTATOES, (Irish.) 1879.		POTATOES, (Sweet.) 1879.		TOBACCO. 1879.		ORCHARDS—1879.						NURSERIES.		VINEYARDS.			MARKET GARDENS.	BEES—1879.		FOREST PRODUCTS.	
								APPLE.			PEACH.												
Area.	Crop.	Area.	Crop.	Area.	Crop.	Area.	Crop.	Acres.	Bearing trees.	Bushels. 1879.	Acres.	Bearing trees.	Bushels. 1879.	Total value of orchard products of all kinds sold or consumed.	Acres.	Value of produce sold in 1879.	Acres.	Grapes sold in 1879.	Wine made in 1879.	Value of produce sold in 1879.	Honey.	Wax.	Amount of wood cut in 1879.	Value of all forest products sold or consumed in 1879.
Acres.	Lbs.	Acres.	Bush.	Acres.	Bush.	Acres.	Lbs.	No.	No.	No.	No.	No.	No.	Dollars.	No.	Dollars.	No.	Lbs.	Galls.	Dollars.	Lbs.	Lbs.	Cords.	Dollars.
76	77	78	79	80	81	82	83	84	85	86	87	88	89	90	91	92	93	94	95	96	97	98	99	100
				1/10	5																			
				1/8	10																			
				1/3	10																			
				1/10	7			3	75	10		25		20										
				1/4	20			2	100	40	1	75		20										
					8																			
				1/2	60			1	90	50	1	40		20			1/2		40					
				1/10	10																			
		1/8	10		5			2	80	30		10												

B.

[7–306.]

Page No. 2
Supervisor's Dist: No. 7
Enumeration Dist: No. 131

NOTE A.—The light dotted perpendicular lines, which divide the spaces intended for numbers on this Schedule, are intended to separate the units, tens, &c., from each other, and the Enumerator should be careful that the figures are written within the small spaces so formed, thus: | 7 | 4 |, the units | 4 | 2 | 1 | in the right-hand small spaces. | 3 | 9 |

NOTE B.—Make an affirmative entry by a slanting line (thus /) in one of the three columns 2, 3, and 4, according as the fact is in the case of each farm—in column 2, if the occupier is the owner of the farm; in column 3, if he is the tenant at a fixed money rental; in column 4, if he conducts it for a share of the product.

NOTE C.—Enumerators will observe that there are 100 questions relating to each farm, which are arranged in four successive divisions of each schedule page.

SCHEDULE 2.—Productions of Agriculture in Polk Township in the County of Ray, State of _____

enumerated by me on the 24 day of June, 1880. John A Buchanan, *Enumerator.*

OF THE PERSON WHO CONDUCTS THIS FARM.				ACRES OF LAND.				FARM VALUES.			FENCES.		LABOR.			GRASS LANDS.						
	TENURE.			IMPROVED.		UNIMPROVED.										ACREAGE 1879.		PRODUCTS HARVESTED IN 1879.				
THE NAME.	Owner.	Rents for fixed money rental.	Rents for shares of products.	Tilled, including fallow and grass in rotation, (whether pasture or meadow.)	Permanent meadows, permanent pastures, orchards, vineyards.	Woodland and forest.	Other unimproved, including "old fields" not growing wood.	Of farm, including land, fences, and buildings.	Of farming implements and machinery.	Of Live Stock.	Cost of building and repairing in 1879.	Cost of fertilizers purchased in 1879.	Amount paid for wages for farm labor during 1879, including value of board.	Weeks hired labor in 1879 upon farm (and dairy) excluding house-work.	Estimated value of all farm productions (sold, consumed, or on hand) for 1879.	Mown.	Not Mown.	Hay.	Clover Seed.	Grass Seed.	Horses of all ages on hand June 1, 1880.	Mules and Asses, all ages, on hand June 1, 1880.
				No.	No.	No.	No.	Dollars.	Dollars.	Dollars.	Dollars.	Dollars.	Dollars.	No.	Dollars.	Acres.	Acres.	Tons.	Bushels.	Bushels.	No.	No.
1	2	3	4	5	6	7	8	9	10	11	12	13	14	15	16	17	18	19	20	21	22	23
1 Meilton Pearcy	1			80	60	30		3500	160	1295					1000	40	70	32			11	1
2 Geo Ed Henry Patton	1			75	15	111		2110	160	1475					650			25			6	4
3 William V. McKee	1			70	40	72		2000	150	600					350						3	
4 Joseph Mellon	1			35	5			400	60	475					400						4	
5 Thomas Elliott	1			15				250	40	200					200						2	
6 Adolphus Russell			1	30		220		2500	125	230					400						2	
7 Wm Hissong	1			40	40	130		3160	75	1380			60	12	450	20	20	16			4	4
8 Addison Stout			1	30				600	40	150					200						2	
9 William Crowley	1			32	42	86		1600	75	650			20	6	325	12	44	12			2	
10 Peter Roney	1			105	35	55		3000	130	1170	25		100	20	228	5	30	28			3	3

NEAT CATTLE AND THEIR PRODUCTS.											SHEEP.										SWINE.	POULTRY ON HAND JUNE 1ST, 1880, EXCLUSIVE OF SPRING HATCHING.		EGGS PRODUCED IN 1879.
ON HAND JUNE 1, 1880.			MOVEMENT, 1879.					Milk sold, or sent to butter and cheese factories in 1879.	Butter made on the farm in 1879.	Cheese made on the farm in 1879.	On hand June 1, 1880.	MOVEMENT, 1879.								CLIP, SPRING 1880, SHORN AND TO BE SHORN.		On hand June 1, 1880.			
			Cattle of all ages									Lambs dropped.	Sheep and lambs												
Working oxen.	Milch cows.	Other.	Calves dropped.	Purchased.	Sold living.	Slaughtered.	Died, strayed, and stolen, and not recovered.						Purchased.	Sold living.	Slaughtered.	Killed by dogs.	Died of disease.	Died of stress of weather.	Fleeces.	Weight.		Barn-yard.	Other.	
No.	No.	No.	No.	No.	No.	No.	No.	Gallons.	Lbs.	Lbs.	No.	No.	No.	No.	No.	No.	No.	No.	No.	Lbs.	No.	No.	No.	Doz.
24	25	26	27	28	29	30	31	32	33	34	35	36	37	38	39	40	41	42	43	44	45	46	47	48
1	6	12	5	2	16				365												63	200		200
2	8	23	8		5				300												100	150		60
3	6		1		5				150		5	3		15	1	1			5	25	20	100		60
4	4	4	3		6				100												05	200		200
5	2	2	1						100		1	1									20	35		200
6	3	2	1		2				130		10	4		4	1	1			6	30	23	225		250
7	6	14	5		7				300		14	8	11						11	100	64	235		175
8																						100		40
9	5	14	3	2	2				250		14	5							9	61	21	100		125
10	8	42	7	12	16	1	1		500		38	14		1			3		12	60	45	150		300

CEREALS.										PULSE.		FIBER.						SUGAR.						BROOM CORN. 1879.	
BARLEY. 1879.		BUCKWHEAT. 1879.		INDIAN CORN. 1879.		OATS. 1879.		RYE. 1879.		WHEAT. 1879.			FLAX—1879.			HEMP.		SORGHUM—1879.			MAPLE—1879.				
Area.	Crop.	Area.	Crop.	Area.	Crop.	Area.	Crop.	Area.	Crop.	Area.	Crop.	Canada Peas, (Dry.) in 1879.	Beans (Dry.) in 1879.	Area in Crop.	Seed.	Straw.	Fiber.	Area in Crop.	Sugar.	Molasses.	Sugar.	Molasses.			
Acres.	Bush.	Acres.	Bush.	Acres.	Bush.	Acres.	Bush.	Acres.	Bush.	Acres.	Bush.	Bush.	Bush.	Acres.	Bush.	Tons.	Lbs.	Acs.	Tns.	Acres.	Lbs.	Galls.	Lbs.	Galls.	Acs.	Lbs.
49	50	51	52	53	54	55	56	57	58	59	60	61	62	63	64	65	66	67	68	69	70	71	72	73	74	75
1				65	2600	8	200															25				
2				40	1500	10	350																			
3				40	1000			20	200																	
4				25	1600															½		60				
5				12	480																					
6				60	1500	10	150			5	25									½		30		30		
7				18	900	1	11			18	104															
8				20	800																					
9				20	1000																					
10				65	2600	15	400													½		25				

HOPS. 1879.		POTATOES, (Irish.) 1879.		POTATOES, (Sweet.) 1879.		TOBACCO. 1879.		ORCHARDS—1879.						NURSERIES.		VINEYARDS.			MARKET GARDENS.	BEES—1879.		FOREST PRODUCTS.	
								APPLE.			PEACH.												
Area.	Crop.	Area.	Crop.	Area.	Crop.	Area.	Crop.	Acres.	Bearing trees.	Bushels. 1879.	Acres.	Bearing trees.	Bushels. 1879.	Total value of orchard products of all kinds sold or consumed.	Acres.	Value of produce sold in 1879.	Acres.	Grapes sold in 1879.	Wine made in 1879.	Value of produce sold in 1879.	Honey.	Wax.	Amount of wood cut in 1879.	Value of all forest products sold or consumed in 1879.
Acres.	Lbs.	Acres.	Bush.	Acres.	Bush.	Acres.	Lbs.	No.	No.	No.	No.	No.	No.	Dollars.	No.	Dollars.	No.	Lbs.	Galls.	Dollars.	Lbs.	Lbs.	Cords.	Dollars.
76	77	78	79	80	81	82	83	84	85	86	87	88	89	90	91	92	93	94	95	96	97	98	99	100
1		½	25		10			3	140	200	1	50		80										
2		¼	25		5			1	60	200	2	100		80										
3		¼	25					3	125	150	1	70		50				600		20				
4		¼	10	¼	14			1	75		1	75												
5			5																					
6			5		4																			
7		¼	10					1	7															
8			8																					
9			6						10	15														
10		¼	25		3				25	50				20										

[7–306.]

Received July 30, 1880

C.

Page No. 3
Supervisor's Dist: No. 7
Enumeration Dist: No. 131

NOTE A.—The light dotted perpendicular lines, which divide the spaces intended for numbers on this Schedule, are intended to separate the units, tens, &c., from each other, and the Enumerator should be careful that the figures are written within the small spaces so formed, thus: 7 4, 4 2 1, 3 9, the units in the right-hand small spaces.

NOTE B.—Make an affirmative entry by a slanting line (thus /) in one of the three columns 2, 3, and 4, according as the fact is in the case of each farm—in column 2, if the occupier is the owner of the farm; in column 3, if he is the tenant at a fixed money rental; in column 4, if he conducts it for a share of the product.

NOTE C.—Enumerators will observe that there are 100 questions relating to each farm, which are arranged in four successive divisions of each schedule page.

SCHEDULE 2.—Productions of Agriculture in Polk Ra Township in the County of Ray, State of Missouri

enumerated by me on the 2 & 3rd day of June, 1880. John A. Buchanan, *Enumerator.*

OF THE PERSON WHO CONDUCTS THIS FARM.				ACRES OF LAND.				FARM VALUES.			FENCES.		LABOR.			GRASS LANDS.						
	TENURE.			IMPROVED.		UNIMPROVED.										ACREAGE 1879.		PRODUCTS HARVESTED IN 1879.				
THE NAME.	Owner.	Rents for fixed money rental.	Rents for shares of products.	Tilled, including fallow and grass in rotation, (whether pasture or meadow.)	Permanent meadows, permanent pastures, orchards, vineyards.	Woodland and forest.	Other unimproved, including "old fields" not growing wood.	Of farm, including land, fences, and buildings.	Of farming implements and machinery.	Of Live Stock.	Cost of building and repairing in 1879.	Cost of fertilizers purchased in 1879.	Amount paid for wages for farm labor during 1879, including value of board.	Weeks Tilled labor in 1879 upon farm (and dairy) excluding house-work.	Estimated value of all farm productions (sold, consumed, or on hand) for 1879.	Mown.	Not Mown.	Hay.	Clover Seed.	Grass Seed.	Horses of all ages on hand June 1, 1880.	Mules and Asses, all ages, on hand June 1, 1880.
				No.	No.	No.	No.	Dollars.	Dollars.	Dollars.	Dollars.	Dollars.	Dollars.	No.	Dollars.	Acres.	Acres.	Tons.	Bushels.	Bushels.	No.	No.
1	2	3	4	5	6	7	8	9	10	11	12	13	14	15	16	17	18	19	20	21	22	23
1 D Tiffin Skidmore			1	60	50	100		1800	30	120					200						2	
2 Guy Bynckut-			1	20		60		300	60	210					100						2	
3 Jacob Lovely	1			7		33		200		240					40						1	
4 William Lovely	1			5		115		800		100					50						1	
5 Benj Sapp Absolum		1		35	30	15		800	10	120					150	6	14	4			3	
6 John Gans	1			56	6	34		600	15	901					425						10	1
7 Aaron Ward		1		30		50		600	40	275					100						4	
8 Naomi Ward	1			20	4	8		600	30	300					375	4		8			3	
9 Fayey Ott	1			18		25		300	60	325					270						4	
10 Park Clark	1			20		60		700		300					175						5	

NEAT CATTLE AND THEIR PRODUCTS.											SHEEP.										SWINE.	POULTRY ON HAND JUNE 1ST, 1880, EXCLUSIVE OF SPRING HATCHING.		EGGS PRODUCED IN 1879.
ON HAND JUNE 1, 1880.			MOVEMENT, 1879.									MOVEMENT, 1879.							CLIP, SPRING 1880, SHORN AND TO BE SHORN.						
				Cattle of all ages									Sheep and lambs											
Working oxen.	Milch cows.	Other.	Calves dropped.	Purchased.	Sold living.	Slaughtered.	Died, strayed, and stolen, and not recovered.	Milk sold, or sent to butter and cheese factories in 1879.	Butter made on the farm in 1879.	Cheese made on the farm in 1879.	On hand June 1, 1880.	Lambs dropped.	Purchased.	Sold living.	Slaughtered.	Killed by dogs.	Died of disease.	Died of stress of weather.	Fleeces.	Weight.	On hand June 1, 1880.	Barn-yard.	Other.	
No.	No.	No.	No.	No.	No.	No.	No.	Gallons.	Lbs.	Lbs.	No.	No.	No.	No.	No.	No.	No.	No.	No.	Lbs.	No.	No.	No.	Doz.
24	25	26	27	28	29	30	31	32	33	34	35	36	37	38	39	40	41	42	43	44	45	46	47	48
1	2				2				100												22	50		25
2	1	1	1						40												19	40		25
3																					2	30		25
4	1																				3	25		20
5	2	1	1						50												6	250		200
6	4	2	2				1		200		93	12							20	120	12	200		300
7	2	3	1	2	2		1		150												18	60		60
8	3	2	2						100		14	8							6	36	22	90		75
9	1	2	1						75		21	10							11	66	25	75		90
10	2	3	1	1	1		1		100												22	150		100

CEREALS.												PULSE.		FIBER.						SUGAR.					BROOM CORN. 1879.	
BARLEY. 1879.		BUCKWHEAT. 1879.		INDIAN CORN. 1879.		OATS. 1879.		RYE. 1879.		WHEAT. 1879.		Canada Peas, (Dry.) in 1879.	Beans, (Dry.) in 1879.	FLAX—1879.				HEMP.		SORGHUM—1879.			MAPLE—1879.			
Area.	Crop.	Area.	Crop.	Area.	Crop.	Area.	Crop.	Area.	Crop.	Area.	Crop.			Area in Crop.	Seed.	Straw.	Fiber.			Area in Crop.	Sugar.	Molasses.	Sugar.	Molasses.		
Acres.	Bush.	Acres.	Bush.	Acres.	Bush.	Acres.	Bush.	Acres.	Bush.	Acres.	Bush.	Bush.	Bush.	Acres.	Bush.	Tons.	Lbs.	Acs.	Tns.	Acres.	Lbs.	Galls.	Lbs.	Galls.	Acs.	Lbs.
49	50	51	52	53	54	55	56	57	58	59	60	61	62	63	64	65	66	67	68	69	70	71	72	73	74	75
1				20	1000	9	250			7	30											40		90		
2				10	300																	35				
3				3	200																	25		40		
4				3	150	5	75																			
5				14	500																					
6				44	1500	10	150			12	70									1		40				
7				12	360															½		30				
8				23	800	3	60			10	80									1		81				
9				30	900															1		70				
10				12	600																					

HOPS. 1879.		POTATOES, (Irish.) 1879.		POTATOES, (Sweet.) 1879.		TOBACCO. 1879.		ORCHARDS—1879.						NURSERIES.		VINEYARDS.			MARKET GARDENS.	BEES—1879.		FOREST PRODUCTS.	
								APPLE.			PEACH.												
Area.	Crop.	Area.	Crop.	Area.	Crop.	Area.	Crop.	Acres.	Bearing trees.	Bushels. 1879.	Acres.	Bearing trees.	Bushels. 1879.	Total value of orchard products of all kinds sold or consumed.	Acres.	Value of produce sold in 1879.	Acres.	Grapes sold in 1879.	Wine made in 1879.	Value of produce sold in 1879.	Honey.	Wax.	Amount of wood cut in 1879.	Value of all forest products sold or consumed in 1879.
Acres.	Lbs.	Acres.	Bush.	Acres.	Bush.	Acres.	Lbs.	No.	No.	No.	No.	No.	No.	Dollars.	No.	Dollars.	No.	Lbs.	Galls.	Dollars.	Lbs.	Lbs.	Cords.	Dollars.
76	77	78	79	80	81	82	83	84	85	86	87	88	89	90	91	92	93	94	95	96	97	98	99	100
1			20																					
2			40																					
3			15																					
4			10																					
5								3	100	100				40										
6									70	40	1	70	100	40										
7		¼	20																					
8		½	50	⅛	10																			
9			10																					
10			5																					

D.

[7—306.]

Page No. 4
Supervisor's Dist: No. 7
Enumeration Dist: No. 131

NOTE A.—The light dotted perpendicular lines, which divide the spaces intended for numbers on this Schedule, are intended to separate the units, tens, &c., from each other, and the Enumerator should be careful that the figures are written within the small spaces so formed, thus: 7|4, the units in the right-hand small spaces. 4|2|1 3|9

NOTE B.—Make an affirmative entry by a slanting line (thus /) in one of the three columns 2, 3, and 4, according as the fact is in the case of each farm—in column 2, if the occupier is the owner of the farm; in column 3, if he is the tenant at a fixed money rental; in column 4, if he conducts it for a share of the product.

NOTE C.—Enumerators will observe that there are 100 questions relating to each farm, which are arranged in four successive divisions of each schedule page.

SCHEDULE 2.—Productions of Agriculture in Polk Township in the County of Ray, State of Missouri

enumerated by me on the 2nd day of June, 1880. John A Buchanan, *Enumerator.*

OF THE PERSON WHO CONDUCTS THIS FARM.				ACRES OF LAND.				FARM VALUES			FENCES.		LABOR.			GRASS LANDS.						
	TENURE.			IMPROVED.		UNIMPROVED.										ACREAGE 1879.		PRODUCTS HARVESTED IN 1879.				
THE NAME.	Owner.	Rents for fixed money rental.	Rents for shares of products.	Tilled, including fallow and grass in rotation, (whether pasture or meadow.)	Permanent meadows, permanent pastures, orchards, vineyards.	Woodland and forest.	Other unimproved, including "old fields" not growing wood.	Of farm, including land, fences, and buildings.	Of farming implements and machinery.	Of Live Stock.	Cost of building and repairing in 1879.	Cost of fertilizers purchased in 1879.	Amount paid for wages for farm labor during 1879, including value of board.	Weeks hired labor in 1879 upon farm (and dairy) excluding "house-work"	Estimated value of all farm productions (sold, consumed, or on hand) for 1879.	Mown.	Not Mown.	Hay.	Clover Seed.	Grass Seed.	Horses of all ages on hand June 1, 1880.	Mules and Asses, all ages, on hand June 1, 1880.
				No.	No.	No.	No.	Dollars.	Dollars.	Dollars.	Dollars.	Dollars.	Dollars.	No.	Dollars.	Acres.	Acres.	Tons.	Bushels.	Bushels.	No.	No.
1	2	3	4	5	6	7	8	9	10	11	12	13	14	15	16	17	18	19	20	21	22	23
1 Aurelius Harvey			1	12				240	65	100					150						1	
2 James W Osborn	1			40	120			2400	200	1290					6650						8	1
3 Jack Shuey	1			18				250	70	214					250						4	
4 John Greenwalt			1	30	6	82		1200	75	375					225						5	
5 Samuel Crowley	1			28		12		750	4	200					400						3	
6 Wm Trout James Mc	1			60	10	101		1000	20	475					175						5	1
7 Arnett Allen	1			60	140	60		3900	150	1630			35		750	40	100	14			8	1
8 John McGoodman	1			75	37	20		1320	80	410			330		650		37	6			2	
9 Fife Sanford	1			50		173		1230	100	485	400		50	12	281			2			3	2
10 Stephen Pollard	1			50	20	35		1080	150	720	457		150	40	885						7	

NEAT CATTLE AND THEIR PRODUCTS.											SHEEP.										SWINE.	POULTRY ON HAND JUNE 1ST, 1880, EXCLUSIVE OF SPRING HATCHING.		EGGS PRODUCED IN 1879.
ON HAND JUNE 1, 1880.			MOVEMENT, 1879.					Milk sold, or sent to butter or cheese factories in 1879.	Butter made on the farm in 1879.	Cheese made on the farm in 1879.	On hand June 1, 1880.	MOVEMENT, 1879.							CLIP, SPRING 1880, SHORN AND TO BE SHORN.		On hand June 1, 1880.			
				Cattle of all ages									Sheep and lambs											
Working oxen.	Milch cows.	Other.	Calves dropped.	Purchased.	Sold living.	Slaughtered.	Died, strayed, and lost, and not recovered.					Lambs dropped.	Purchased.	Sold living.	Slaughtered.	Killed by dogs.	Died of disease.	Died of stress of weather.	Fleeces.	Weight.		Barn-yard.	Other.	
No.	No.	No.	No.	No.	No.	No.	No.	Gallons.	Lbs.	Lbs.	No.	No.	No.	No.	No.	No.	No.	No.	No.	Lbs.	No.	No.	No.	Doz.
24	25	26	27	28	29	30	31	32	33	34	35	36	37	38	39	40	41	42	43	44	45	46	47	48
1																					2		25	20
2	6	7	4		13				300		37	20		24	1		1		36	275	80	100		200
3	1	1	1		1				350		7	6							7	35	12	150		175
4	2	3	1		2				100												12	100		90
5	2	2	2																		8	100		60
6	2		1		6		1		200					65			2				46	18		
7	7	24	4		13	1			50												50			
8	3	10	1	1	1				100												15	50		60
9	4	1	3		4	1			200												30			
10	1		1	75	75	1			100												24			

CEREALS.												PULSE.		FIBER.						SUGAR.						BROOM CORN. 1879.	
BARLEY. 1879.		BUCKWHEAT. 1879.		INDIAN CORN. 1879.		OATS. 1879.		RYE. 1879.		WHEAT. 1879.				FLAX—1879.				HEMP.		SORGHUM—1879.			MAPLE—1879.				
Area.	Crop.	Area.	Crop.	Area.	Crop.	Area.	Crop.	Area.	Crop.	Area.	Crop.	Canada Peas, (Dry.) in 1879.	Beans, (Dry.) in 1879.	Area in Crop.	Seed.	Straw.	Fiber.			Area in Crop.	Sugar.	Molasses.	Sugar.	Molasses.			
Acres.	Bush.	Acres.	Bush.	Acres.	Bush.	Acres.	Bush.	Acres.	Bush.	Acres.	Bush.	Bush.	Bush.	Acres.	Bush.	Tons.	Lbs.	Acs.	Tns.	Acres.	Lbs.	Galls.	Lbs.	Galls.	Acs.	Lbs.
49	50	51	52	53	54	55	56	57	58	59	60	61	62	63	64	65	66	67	68	69	70	71	72	73	74	75
1				25	600																	20				
2				40	1600	8	240			7	36									1		96				
3				18	900		360													1/2		35				
4				13	540	18																				
5				25	1300	2½	150													1/4		30				
6				20	500	10	100															18				
7				66	2500	17	200													1/2		40				
8				75	2500																					
9				20	1000	8	160																			
10				70	3500																					

HOPS. 1879.		POTATOES, (Irish.) 1879.		POTATOES, (Sweet.) 1879.		TOBACCO. 1879.		ORCHARDS—1879.						NURSERIES.		VINEYARDS.			MARKET GARDENS.	BEES—1879.		FOREST PRODUCTS.	
								APPLE.			PEACH.												
Area.	Crop.	Area.	Crop.	Area.	Crop.	Area.	Crop.	Acres.	Bearing trees.	Bushels. 1879.	Acres.	Bearing trees.	Bushels. 1879.	Total value of orchard products of all kinds sold or consumed.	Acres.	Value of produce sold in 1879.	Acres.	Grapes sold in 1879.	Wine made in 1879.	Value of produce sold in 1879.	Honey.	Wax.	Amount of wood cut in 1879.	Value of all forest products sold or consumed in 1879.
Acres.	Lbs.	Acres.	Bush.	Acres.	Bush.	Acres.	Lbs.	No.	No.	No.	No.	No.	No.	Dollars.	No.	Dollars.	No.	Lbs.	Galls.	Dollars.	Lbs.	Lbs.	Cords.	Dollars.
76	77	78	79	80	81	82	83	84	85	86	87	88	89	90	91	92	93	94	95	96	97	98	99	100
1			1/4	30																				
2			1/4						40	100	2	100		40										
3				15																				
4																								
5				20																				
6				10					13	60				25										
7																								
8			1/2	50		3																		
9																								
10				10					25	25				8										

[7–306.]

Received July 30, 1880

A.

Page No. 27
Supervisor's Dist: No. 7
Enumeration Dist: No. 131

NOTE A.—The light dotted perpendicular lines, which divide the spaces intended for numbers on this Schedule, are intended to separate the units, tens, &c., from each other, and the Enumerator should be careful that the figures are written within the small spaces so formed, thus: 7|4, the units 4|2|1, 3|9 in the right-hand small spaces.

NOTE B.—Make an affirmative entry by a slanting line (thus /) in one of the three columns 2, 3, and 4, according as the fact is in the case of each farm—in column 2, if the occupier is the owner of the farm; in column 3, if he is the tenant at a fixed money rental; in column 4, if he conducts it for a share of the product.

NOTE C.—Enumerators will observe that there are 100 questions relating to each farm, which are arranged in four successive divisions of each schedule page.

SCHEDULE 2.—Productions of Agriculture in Polk Township in the County of Ray, State of Missouri

enumerated by me on the 4th day of June, 1880. John A Buchanan, *Enumerator.*

OF THE PERSON WHO CONDUCTS THIS FARM.				ACRES OF LAND.				FARM VALUES.			FENCES.		LABOR.			GRASS LANDS.						
	TENURE.			IMPROVED.		UNIMPROVED.										ACREAGE 1879.		PRODUCTS HARVESTED IN 1879.				
THE NAME.	Owns.	Rents for fixed money rental.	Rents for shares of products.	Tilled, including fallow and grass in rotation, (whether pasture or meadow.)	Permanent meadows, permanent pastures, orchards, vineyards.	Woodland and forest.	Other unimproved, including "old fields" not growing wood.	Of farm, including land, fences, and buildings.	Of farming implements and machinery.	Of Live Stock.	Cost of building and repairing in 1879.	Cost of fertilizers purchased in 1879.	Amount paid for wages for farm labor during 1879, including value of board.	Weeks hired labor in 1879 upon farm (and dairy) including house-work.	Estimated value of all farm productions (sold, consumed, or on hand) for 1879.	Mown.	Not Mown.	Hay.	Clover Seed.	Grass Seed.	Horses of all ages on hand June 1, 1880.	Mules and Asses, all ages, on hand June 1, 1880.
	No.	No.	No.	No.	No.	No.	No.	Dollars.	Dollars.	Dollars.	Dollars.	Dollars.	Dollars.	No.	Dollars.	Acres.	Acres.	Tons.	Bushels.	Bushels.	No.	No.
	2	3	4	5	6	7	8	9	10	11	12	13	14	15	16	17	18	19	20	21	22	23
1 John Kunkle	1			35		15		1000	100	650			75	15	350						5	1
2 John Caven	1			50	78	45		1300	75	900					435							2
3 Michael Thompson			1	5				50	20	20											1	3
4 Michael Fowler	1			140	600			14800	300	6950			450	75	1200	30	520	30			14	3 4
5 William Walker		1		60				1600	75	350					200						4	5
6 James Goins		1		100				2000	75	300					1250						2	6
7 Levi Crowley		1		25				500	12	150											2	7
8 Isom Crosby	1			40	30	140		1800	100	500					600	7	25				2	1 8
9 William Sharp	1			70	15	150		2400	400	1728			25	7	710	13	2	5			6	3 9
10 Simon John	1			85	15	200		3000	50	2500					650	15		5			5	12 10

NEAT CATTLE AND THEIR PRODUCTS.

ON HAND JUNE 1, 1880.			MOVEMENT, 1879.								
			Cattle of all ages								
Working oxen.	Milch cows.	Other.	Calves dropped.	Purchased.	Sold living.	Slaughtered.	Died, strayed, lost or lost, and not recovered.	Milk sold, or sent to but or and cheese factories in 1879.	Butter made on the farm in 1879.	Cheese made on the farm in 1879.
No.	No.	No.	No.	No.	No.	No.	No.	Gallons.	Lbs.	Lbs.
24	25	26	27	28	29	30	31	32	33	34
	4	13	3						150	
	8	6	6	2	8				300	
	12	10	6	70	30	1	6		500	
	2	2	2		1				150	
	5		2						250	
	1								100	
	5	14	4						150	
	3	24	3	8	7				400	
	10	26	4	20	3				200	

SHEEP.

On hand June 1, 1880.	MOVEMENT, 1879. Sheep and lambs							CLIP, SPRING, 1880, SHORN AND TO BE SHORN.		SWINE.	POULTRY ON HAND JUNE 1ST, 1880, EXCLUSIVE OF SPRING HATCHING.		EGGS PRODUCED IN 1879.
	Lambs dropped.	Purchased.	Sold living.	Slaughtered.	Killed by dogs.	Died of disease.	Died of stress of weather.	Fleeces.	Weight.	On hand June 1, 1880.	Barnyard.	Other.	
No.	No.	No.	No.	No.	No.	No.	No.	No.	Lbs.	No.	No.	No.	Doz.
35	36	37	38	39	40	41	42	43	44	45	46	47	48
										10	100		150
134	45	1				1		134	670	65	75		100
										6			
225	75	1	25	5		1	20	150	900	140	160		300
										27	200		300
										14	100		200
										13	130		100
										100			60
44	22	1	1					22	132	67	325		300
										120	200		250

CEREALS.

BARLEY. 1879.		BUCKWHEAT. 1879.		INDIAN CORN. 1879.		OATS. 1879.		RYE. 1879.		WHEAT 1879.		PULSE.		FIBER.						SUGAR.					BROOM CORN. 1879.	
														FLAX—1879.				HEMP.		SORGHUM—1879.			MAPLE—1879.			
Area.	Crop.	Area.	Crop.	Area.	Crop.	Area.	Crop.	Area.	Crop.	Area.	Crop.	Canada Peas, (1879,) in 1879.	Beans, (Dry,) in 1879.	Area in Crop.	Seed.	Straw.	Fiber.			Area in Crop.	Sugar.	Molasses.	Sugar.	Molasses.		
Acres.	Bush.	Acres.	Bush.	Acres.	Bush.	Acres.	Bush.	Acres.	Bush.	Acres.	Bush.	Bush.	Bush.	Acres.	Bush.	Tons.	Lbs.	Acs.	Tns.	Acres.	Lbs.	Galls.	Lbs.	Galls.	Acs.	Lbs.
49	50	51	52	53	54	55	56	57	58	59	60	61	62	63	64	65	66	67	68	69	70	71	72	73	74	75
				20	1200	6	200																			
				40	1500	10	200													½	6	80				
				60	3000																					
				60	1800	60	1800			15	60									½		40				
				80	3600																					
				100	5000															¼		45				
				5																						
				30	2000																					
				30	2000	20	432			6	34									⅓		60				
				30	2500																					

HOPS. 1879.		POTATOES. (Irish.) 1879.		POTATOES. (Sweet.) 1879.		TOBACCO. 1879.		ORCHARDS—1879.						NURSERIES.		VINEYARDS			MARKET GARDENS.	BEES—1879.		FOREST PRODUCTS.	
								APPLE.			PEACH.												
Area.	Crop.	Area.	Crop.	Area.	Crop.	Area.	Crop.	Acres.	Bearing trees.	Bushels. 1879.	Acres.	Bearing trees.	Bushels. 1879.	Total value of orchard products of all kinds sold or consumed.	Acres.	Value of produce sold in 1879.	Acres.	Grapes sold in 1879.	Wine made in 1879.	Value of produce sold in 1879.	Honey.	Wax.	Amount of wood cut in 1879.	Value of all forest products sold or consumed in 1879.
Acres.	Lbs.	Acres.	Bush.	Acres.	Bush.	Acres.	Lbs.	No.	No.	No.	No.	No.	No.	Dollars.	No.	Dollars.	No.	Lbs.	Galls.	Dollars.	Lbs.	Lbs.	Cords.	Dollars.
76	77	78	79	80	81	82	83	84	85	86	87	88	89	90	91	92	93	94	95	96	97	98	99	100
			20																					
			25																					
		½	50					5	100	80	1	60		16										
		⅛	25																					
		⅓	30																					
		¼	90					3	100	200				60										
		¼	40					2	60	150				60										
		⅓	30						15	20				8										

18

B.

[7–306.]

Page No. 6
Supervisor's Dist: No. 7
Enumeration Dist: No. 131

NOTE A.—The light dotted perpendicular lines, which divide the spaces intended for numbers on this Schedule, are intended to separate the units, tens, &c., from each other, and the Enumerator should be careful that the figures are written within the small spaces so formed, thus: | | 7 | 4 |, the units in the right-hand small spaces. | | 1 | 2 | 1 | | | 3 | 9 |

NOTE B.—Make an affirmative entry by a slanting line (thus /) in one of the three columns 2, 3, and 4, according as the fact is in the case of each farm—in column 2, if the occupier is the owner of the farm; in column 3, if he is the tenant at a fixed money rental; in column 4, if he conducts it for a share of the product.

NOTE C.—Enumerators will observe that there are 100 questions relating to each farm, which are arranged in four successive divisions of each schedule page.

SCHEDULE 2.—Productions of Agriculture in Polk Township in the County of Ray, State of Missouri

enumerated by me on the 1st day of June, 1880. John A Buchanan, *Enumerator.*

OF THE PERSON WHO CONDUCTS THIS FARM.				ACRES OF LAND.				FARM VALUES.			FENCES.		LABOR.			GRASS LANDS.						
	TENURE.			IMPROVED.		UNIMPROVED.										ACREAGE 1879.		PRODUCTS HARVESTED IN 1879.				
THE NAME.	Owner.	Rents for fixed money rental.	Rents for shares of products.	Tilled, including fallow and grass in rotation. (whether pasture or meadow.)	Permanent meadows, permanent pastures, orchards, vineyards.	Woodland and forest.	Other unimproved, including "old fields" not growing wood.	Of farm, including land, fences, and buildings.	Of farming implements and machinery.	Of Live Stock.	Cost of building and repairing in 1879.	Cost of fertilizers purchased in 1879.	Amount paid for wages for farm labor during 1879, including value of board.	Weeks hired labor in 1879 upon farm (and dairy) excluding house-work	Estimated value of all farm productions (sold, consumed, or on hand) for 1879.	Mown.	Not Mown.	Hay.	Clover Seed.	Grass Seed.	Horses of all ages on hand June 1, 1880.	Mules and Asses, all ages, on hand June 1, 1880.
	No.	No.	No.	No.	No.	No.	No.	Dollars.	Dollars.	Dollars.	Dollars.	Dollars.	Dollars.	No.	Dollars.	Acres.	Acres.	Tons.	Bushels.	Bushels.	No.	No.
1	2	3	4	5	6	7	8	9	10	11	12	13	14	15	16	17	18	19	20	21	22	23
1 Thomas Crowley	1			35	12	13		750	100	450					425	6	6	6			3	
2 Jerry Whitsett	1			80	7	77		1500	50	350					330						5	
3 Perkily Royster	1			60	4	30		1300	120	586					500	4		4			7	1
4 Jacob Royster		1		34				680	40	204					250							
5 William Hill	1			80	110	30		4000	100	1765					900	45	65	20			3	5
6 John Bryant	1			30	20	100		1500	150	450					400	6	14	3			2	2
7 Joseph Lewellen			1	35				700	60	150					250							
8 Angus McDonald	1			8	4			750		300					100						2	
9 Alfred Berry	1			60	40	40		2400	150	1005			45	8	676	26	15	10			1	4
10 Dr. James Whitsett			1	40	60	20		1500	40	180					250	60		20			3	

NEAT CATTLE AND THEIR PRODUCTS.											SHEEP.										SWINE.	POULTRY ON HAND JUNE 1ST, 1880, EXCLUSIVE OF SPRING HATCHING.		
ON HAND JUNE 1, 1880.			MOVEMENT, 1879.									MOVEMENT, 1879.							CLIP, SPRING 1880, SHORN AND TO BE SHORN.					
			Cattle of all ages					Milk sold, or sent to butter and cheese factories in 1879.	Butter made on the farm in 1879.	Cheese made on the farm in 1879.		Lambs dropped.	Sheep and lambs									On hand June 1, 1880.		
Working oxen.	Milch cows.	Other.	Calves dropped.	Purchased.	Sold living.	Slaughtered.	Died, strayed, and stolen and not recovered.				On hand June 1, 1880.		Purchased.	Sold living.	Slaughtered.	Killed by dogs.	Died of disease.	Died of stress of weather.	Fleeces.	Weight.		Barn-yard.	Other.	Eggs produced in 1879.
No.	No.	No.	No.	No.	No.	No.	No.	Gallons.	Lbs.	Lbs.	No.	No.	No.	No.	No.	No.	No.	No.	No.	Lbs.	No.	No.	No.	Doz.
24	25	26	27	28	29	30	31	32	33	34	35	36	37	38	39	40	41	42	43	44	45	46	47	48
1	5	3	1		1				400												16	150		300
2	2	3			3				100												22	225		300
3	4	4	4						200												65	120		150
4	3	3 0	1	35	2		2		120			11	4						7	45	19	350		300
5	2	3 0		38	8		2		150															
6	2	4	2	4	2				200												9	150		250
7																						50		50
8	2	3	2						250													200		150
9	5	3	3		1				500			35	15		6	1	6		20	200	49	300		600
10	1		1						50												5	75		50

CEREALS.												PULSE.		FIBER.						SUGAR.						BROOM CORN. 1879.	
Barley. 1879.		Buckwheat. 1879.		Indian Corn. 1879.		Oats. 1879.		Rye. 1879.		Wheat. 1879.				Flax—1879.				Hemp.		Sorghum—1879.			Maple—1879.				
Area.	Crop.	Area.	Crop.	Area.	Crop.	Area.	Crop.	Area.	Crop.	Area.	Crop.	Canada Peas, (Dry.) in 1879.	Beans, (Dry.) in 1879.	Area in Crop.	Seed.	Straw.	Fiber.			Area in Crop.	Sugar.	Molasses.	Sugar.	Molasses.			
Acres.	Bush.	Acres.	Bush.	Acres.	Bush.	Acres.	Bush.	Acres.	Bush.	Acres.	Bush.	Bush.	Bush.	Acres.	Bush.	Tons.	Lbs.	Acs.	Tns.	Acres.	Lbs.	Galls.	Lbs.	Galls.	Acs.	Lbs.
49	50	51	52	53	54	55	56	57	58	59	60	61	62	63	64	65	66	67	68	69	70	71	72	73	74	75
1				23	1000	5	100	1	10	4	4									¾		40				
2				18	720	8	250			12	66											18				
3				40	1600																	18				
4																										
5				70	3000	7	160															20				
6				30	1500																	31				
7																										
8				1	50																					
9				28	1250					20	388									½		56				
10				20	800																					

HOPS. 1879.		POTATOES, (Irish.) 1879.		POTATOES, (Sweet.) 1879.		TOBACCO. 1879.		ORCHARDS—1879.						NURSERIES.		VINEYARDS.			MARKET GARDENS.	BEES—1879.		FOREST PRODUCTS.	
								APPLE.			PEACH.			Total value of orchard products of all kinds sold or consumed.									
Area.	Crop.	Area.	Crop.	Area.	Crop.	Area.	Crop.	Acres.	Bearing trees.	Bushels. 1879.	Acres.	Bearing trees.	Bushels. 1879.		Acres.	Value of produce sold in 1879.	Acres.	Grapes sold in 1879.	Wine made in 1879.	Value of produce sold in 1879.	Honey.	Wax.	Amount of wood cut in 1879.	Value of all forest products sold or consumed in 1879.
Acres.	Lbs.	Acres.	Bush.	Acres.	Bush.	Acres.	Lbs.	No.	No.	No.	No.	No.	No.	Dollars.	No.	Dollars.	No.	Lbs.	Galls.	Dollars.	Lbs.	Lbs.	Cords.	Dollars.
76	77	78	79	80	81	82	83	84	85	86	87	88	89	90	91	92	93	94	95	96	97	98	99	100
		4	30	¼	10																			
			6					2	68	75		12		30										
			3					3	75	30				10										
		½	10						12	20				8										
			20					1	60	30				12										
			150																					
		½	60					2	150															
			10																					

B

[7—306.]

Received July 30, 1880

C.

Page No. 7
Supervisor's Dist: No. 7
Enumeration Dist: No. 131

NOTE A.—The light dotted perpendicular lines, which divide the spaces intended for numbers on this Schedule, are intended to separate the units, tens, &c., from each other, and the Enumerator should be careful that the figures are written within the small spaces so formed, thus: | | 7 | 4 |, the units | | 4 | 2 | 1 | in the right-hand small spaces. | | 3 | 9 |

NOTE B.—Make an affirmative entry by a slanting line (thus /) in one of the three columns 2, 3, and 4, according as the fact is in the case of each farm—in column 2, if the occupier is the owner of the farm; in column 3, if he is the tenant at a fixed money rental; in column 4, if he conducts it for a share of the product.

NOTE C.—Enumerators will observe that there are 100 questions relating to each farm, which are arranged in four successive divisions of each schedule page.

SCHEDULE 2.—Productions of Agriculture in Polk Township in the County of Ray, State of Missouri

enumerated by me on the 7 day of June, 1880. John A Buchanan, *Enumerator.*

OF THE PERSON WHO CONDUCTS THIS FARM.				ACRES OF LAND.				FARM VALUES.			FENCES.		LABOR.			GRASS LANDS.						
	TENURE.			IMPROVED.		UNIMPROVED.										ACREAGE 1879.		PRODUCTS HARVESTED IN 1879.				
THE NAME.	Owners.	Rents for fixed money rental.	Rents for shares of products.	Tilled, including fallow and grass in rotation, (whether pasture or meadow.)	Permanent meadows, permanent pastures, orchards, vineyards.	Woodland and forest.	Other unimproved, including "old fields" not growing wood.	Of farm, including land, fences, and buildings.	Of farming implements and machinery.	Of Live Stock.	Cost of building and repairing in 1879.	Cost of fertilizers purchased in 1879.	Amount paid for wages for farm labor during 1879, including value of board.	Weeks hired labor in 1879 upon farm (and dairy) excluding house-work.	Estimated value of all farm productions (sold, consumed, or on hand) for 1879.	Mown.	Not Mown.	Hay.	Clover Seed.	Grass Seed.	Horses of all ages on hand June 1, 1880.	Mules and Asses, all ages, on hand June 1, 1880.
				No.	No.	No.	No.	Dollars.	Dollars.	Dollars.	Dollars.	Dollars.	Dollars.	No.	Dollars.	Acres.	Acres.	Tons.	Bushels.	Bushels.	No.	No.
1	2	3	4	5	6	7	8	9	10	11	12	13	14	15	16	17	18	19	20	21	22	23
1 Frank Buck	/			65	233			5560		2680			100	23	900	60	173	33			4	3
2 Albright Williams	/			175	20	35		4500	150	1000			220	23	725	20	10				8	1
3 Fred Potts	/		X	33	4			1000	40	125	150				160		4				2	
4 George Yeager	/				20			1000		100					66		20	5			1	
5 Enoch Robinet		/		100	23	10		2500	150	1170			300	30	1245		23				3	1
6 John Crowley	/			220	490	200		20000		8025	2000		225	48	1600	105	385	25			9	8
7 Joseph McKee	/				150			2500	200	1000						12	7				1	2
8 Stephen Daniels		/		90	20	30		2200	125	1750			150	25	570	10	10	8			4	2
9 James K McDonald	/			60	20			1600	120	800			225	38	850						5	
10 Frank Campbell	/				190			4900		75		200										

NEAT CATTLE AND THEIR PRODUCTS.											SHEEP.										SWINE.	POULTRY ON HAND JUNE 1ST, 1880, EXCLUSIVE OF SPRING HATCHING.		EGGS PRODUCED IN 1879.
ON HAND JUNE 1, 1880.			MOVEMENT, 1879. Cattle of all ages								On hand June 1, 1880.	MOVEMENT, 1879.							CLIP, SPRING 1880, SHORN AND TO BE SHORN.		On hand June 1, 1880.			
													Sheep and lambs											
Working oxen.	Milch cows.	Other.	Calves dropped.	Purchased.	Sold living.	Slaughtered.	Died, strayed, and stolen, and not recovered.	Milk sold, or sent to butter and cheese factories in 1879.	Butter made on the farm in 1879.	Cheese made on the farm in 1879.		Lambs dropped.	Purchased.	Sold living.	Slaughtered.	Killed by dogs.	Died of disease.	Died of stress of weather.	Fleeces.	Weight.		Barn-yard.	Other.	
No.	No.	No.	No.	No.	No.	No.	No.	Gallons.	Lbs.	Lbs.	No.	No.	No.	No.	No.	No.	No.	No.	No.	Lbs.	No.	No.	No.	Doz.
24	25	26	27	28	29	30	31	32	33	34	35	36	37	38	39	40	41	42	43	44	45	46	47	48
1	10	57	5	30	20				365	~~265~~	165	55	200	200	10	2	4		112	782	80	75		100
2	2	2		2	41				200		50	25		1			1		37	232	110	150		200
3																					6	64		50
4	1								100												5			
5	1	15	1	15					150												41	200		350
6	14	122	7	75	38		3		500		14	8							24	70	100	400		500
7	1	15		53	40				104												30			
8	3	7	2	12	5				250												30	24		
9	4	11	4		2				300		9	3	9						6	60	100	200		400
10																								

CEREALS.										PULSE.		FIBER.						SUGAR.					BROOM CORN.	
BARLEY. 1879.		BUCKWHEAT. 1879.		INDIAN CORN. 1879.		OATS. 1879.		RYE. 1879.		WHEAT. 1879.		Canada Peas, (Dry.) in 1879.	Beans, (Dry.) in 1879.	FLAX—1879.			HEMP.		SORGHUM—1879.		MAPLE—1879.		1879.	
Area.	Crop.	Area.	Crop.	Area.	Crop.	Area.	Crop.	Area.	Crop.	Area.	Crop.			Area in Crop.	Seed.	Straw.	Fiber.		Area in Crop.	Sugar.	Molasses.	Sugar.	Molasses.		
Acres.	Bush.	Acres.	Bush.	Acres.	Bush.	Acres.	Bush.	Acres.	Bush.	Acres.	Bush.	Bush.	Bush.	Acres.	Bush.	Tons.	Lbs.	Acs. Tns.	Acres.	Lbs.	Galls.	Lbs.	Galls.	Acs.	Lbs.
49	50	51	52	53	54	55	56	57	58	59	60	61	62	63	64	65	66	67 68	69	70	71	72	73	74	75
1				50	2000					20	165														
2				80	2000	32	320												½		30				
3						32	800																		
4																									
5				85	3700					20	215														
6				~~100~~	5000																				
7				~~75~~	3000																				
8				60	2100																30				
9				30	1000	6	200												¾		80				
10																									

HOPS. 1879.		POTATOES, (Irish.) 1879.		POTATOES, (Sweet.) 1879.		TOBACCO. 1879.		ORCHARDS—1879. APPLE.			PEACH.			Total value of orchard products of all kinds sold or consumed.	NURSERIES.		VINEYARDS.			MARKET GARDENS.	BEES—1879.		FOREST PRODUCTS.	
Area.	Crop.	Area.	Crop.	Area.	Crop.	Area.	Crop.	Acres.	Bearing trees.	Bushels. 1879.	Acres.	Bearing trees.	Bushels. 1879.		Acres.	Value of produce sold in 1879.	Acres.	Grapes sold in 1879.	Wine made in 1879.	Value of produce sold in 1879.	Honey.	Wax.	Amount of wood cut in 1879.	Value of all forest products sold or consumed in 1879.
Acres.	Lbs.	Acres.	Bush.	Acres.	Bush.	Acres.	Lbs.	No.	No.	No.	No.	No.	No.	Dollars.	No.	Dollars.	No.	Lbs.	Galls.	Dollars.	Lbs.	Lbs.	Cords.	Dollars.
76	77	78	79	80	81	82	83	84	85	86	87	88	89	90	91	92	93	94	95	96	97	98	99	100
1			10					1	40	25				10										
2		½	20					3	100	200				80										
3																								
4			30																					
5		⅓	20					1	40															
6		½	30					5	235	100				40										
7																								
8		½	25		5																			
9			10					3	80	4				20										
10																								

B

S

D.

[7–306.]

Page No. 8
Supervisor's Dist: No. 7
Enumeration Dist: No. 131

NOTE A.—The light dotted perpendicular lines, which divide the spaces intended for numbers on this Schedule, are intended to separate the units, tens, &c., from each other, and the Enumerator should be careful that the figures are written within the small spaces so formed, thus: 7|4, the units in the right-hand small spaces.

NOTE B.—Make an affirmative entry by a slanting line (thus /) in one of the three columns 2, 3, and 4, according as the fact is in the case of each farm—in column 2, if the occupier is the owner of the farm; in column 3, if he is the tenant at a fixed money rental; in column 4, if he conducts it for a share of the product.

NOTE C.—Enumerators will observe that there are 100 questions relating to each farm, which are arranged in four successive divisions of each schedule page.

SCHEDULE 2.—Productions of Agriculture in Polk Township in the County of Ray, State of Missouri

enumerated by me on the 8th day of June, 1880. John A. Buchanan, *Enumerator.*

OF THE PERSON WHO CONDUCTS THIS FARM.				ACRES OF LAND.				FARM VALUES.			FENCES.		LABOR.			GRASS LANDS.						
	TENURE.			IMPROVED.		UNIMPROVED.										ACREAGE 1879.		PRODUCTS HARVESTED IN 1879.				
THE NAME.	Owner.	Rents for fixed money rental.	Rents for shares of products.	Tilled, including fallow and grass in rotation, (whether pasture or meadow.)	Permanent meadows, permanent pastures, orchards, vineyards.	Woodland and forest.	Other unimproved, including "old fields" not growing wood.	Of farm, including land, fences, and buildings.	Of farming implements and machinery.	Of Live Stock	Cost of building and repairing in 1879.	Cost of fertilizers purchased in 1879.	Amount paid for wages for farm labor during 1879, including value of board.	Weeks hired labor in 1879 upon farm (and dairy) excluding house-work.	Estimated value of all farm productions (sold, consumed, or on hand) for 1879.	Mown.	Not Mown.	Hay.	Clover Seed.	Grass Seed.	Horses of all ages on hand June 1, 1880.	Mules and Asses, all ages, on hand June 1, 1880.
				No.	No.	No.	No.	Dollars.	Dollars.	Dollars.	Dollars.	Dollars.	Dollars.	No.	Dollars.	Acres.	Acres.	Tons.	Bushels.	Bushels.	No.	No.
	2	3	4	5	6	7	8	9	10	11	12	13	14	15	16	17	18	19	20	21	22	23
1 Allen Mc Knell			/	38				1500	60	230											2	
2 William Taggart	/			8		40		300	50	140	250				75						2	
3 James & John Mellon			/	65				1300	100	400					525						1	
4 Wayland Cundl	/			80	16	74		1700	80	525					462						6	
5 Asa Kneitler	/			20		50		1200	60	475			90	15	415						3	
6 Jacob Lovely	/			10		30		250	12	50			50	7	62						1	
7 Shirley & Nelson	/			35		15		750	125	600					852						3	3
8 John Nelson			/	23				500	30	425											4	2
9 Jonah Cantrump	/			60	70	105		2000	100	892					520	30	70	30			4	
10 Archibald Moss	/			60	72	8		1300	100	660			30	5	340	10	62	6			4	

NEAT CATTLE AND THEIR PRODUCTS.

ON HAND JUNE 1, 1880.			MOVEMENT, 1879.					Milk sold, or sent to butter and cheese factories in 1879.	Butter made on the farm in 1879.	Cheese made on the farm in 1879.
				Cattle of all ages						
Working oxen.	Milch cows.	Other.	Calves dropped.	Purchased.	Sold living.	Slaughtered.	Died, strayed, and stolen, and not recovered.			
No.	No.	No.	No.	No.	No.	No.	No.	Gallons.	Lbs.	Lbs.
24	25	26	27	28	29	30	31	32	33	34
	1									
	2	3	1						200	
	1	3							100	
	2	4	2						250	
	2	3	2						200	
	4	3	3	1	5				300	
	2	9		7	6				200	

SHEEP.

On hand June 1, 1880.	MOVEMENT, 1879.								CLIP, SPRING 1880, SHORN AND TO BE SHORN.		SWINE.	POULTRY ON HAND JUNE 1ST, 1880, EXCLUSIVE OF SPRING HATCHING.		EGGS PRODUCED IN 1879.
	Lambs dropped.	Sheep and lambs												
		Purchased.	Sold living.	Slaughtered.	Killed by dogs.	Died of disease.	Died of stress of weather.		Fleeces.	Weight.	On hand June 1, 1880.	Barn-yard.	Other.	
No.	No.	No.	No.	No.	No.	No.	No.	No.	No.	Lbs.	No.	No.	No.	Doz.
35	36	37	38	39	40	41	42	43	44	45	46	47	48	
											6			
10	6		7						11	54	24	100		150
											15	125		125
40	20								20	120	30	200		180
5	1								4	22	13			
87	36	1	7				1		57	320	26	200		200
22	13	5	18						22	110	30	250		250

CEREALS.

BARLEY. 1879.		BUCKWHEAT. 1879.		INDIAN CORN. 1879.		OATS. 1879.		RYE. 1879.		WHEAT. 1879.		PULSE.		FIBER.						SUGAR.					BROOM CORN. 1879.	
														FLAX—1879.				HEMP.		SORGHUM—1879.			MAPLE—1879.			
Area.	Crop.	Area.	Crop.	Area.	Crop.	Area.	Crop.	Area.	Crop.	Area.	Crop.	Canada Peas. (Dry.) in 1879.	Beans. (Dry.) in 1879.	Area in Crop.	Seed.	Straw.	Fiber.			Area in Crop.	Sugar.	Molasses.	Sugar.	Molasses.		
Acres.	Bush.	Acres.	Bush.	Acres.	Bush.	Acres.	Bush.	Acres.	Bush.	Acres.	Bush.	Bush.	Bush.	Acres.	Bush.	Tons.	Lbs.	Acs.	Tns.	Acres.	Lbs.	Galls.	Lbs.	Galls.	Acs.	Lbs.
49	50	51	52	53	54	55	56	57	58	59	60	61	62	63	64	65	66	67	68	69	70	71	72	73	74	75
				40	1750					15	50											24				
				20	850	8	300			11	65											25				
				3	200																					
				40	1500	10	250													½		60				
				25																						
				25	600	4	40			12	20									⅓		40				
				25	1000	2	50			3	32											42				

ORCHARDS—1879.

HOPS. 1879.		POTATOES, (Irish.) 1879.		POTATOES, (Sweet.) 1879.		TOBACCO. 1879.		APPLE.			PEACH.			Total value of orchard products of all kinds sold or consumed.	NURSERIES.		VINEYARDS.			MARKET GARDENS.	BEES—1879.		FOREST PRODUCTS.	
Area.	Crop.	Area.	Crop.	Area.	Crop.	Area.	Crop.	Acres.	Bearing trees.	Bushels. 1879.	Acres.	Bearing trees.	Bushels. 1879.		Acres.	Value of produce sold in 1879.	Acres.	Grapes sold in 1879.	Wine made in 1879.	Value of produce sold in 1879.	Honey.	Wax.	Amount of wood cut in 1879.	Value of all forest products sold or consumed in 1879.
Acres.	Lbs.	Acres.	Bush.	Acres.	Bush.	Acres.	Lbs.	No.	No.	No.	No.	No.	No.	Dollars.	No.	Dollars.	No.	Lbs.	Galls.	Dollars.	Lbs.	Lbs.	Cords.	Dollars.
76	77	78	79	80	81	82	83	84	85	86	87	88	89	90	91	92	93	94	95	96	97	98	99	100
			10																					
		1	20		3																			
			10																					
			25																					
			15					2	75	25	25			8						0				
			30																					

B

8

[7–306.]

Received July 30, 1880

A.

Page No. 9
Supervisor's Dist: No. 7
Enumeration Dist: No. 131

NOTE A.—The light dotted perpendicular lines, which divide the spaces intended for numbers on this Schedule, are intended to separate the units, tens, &c., from each other, and the Enumerator should be careful that the figures are written within the small spaces so formed, thus: | 7 | 4 |; the units | 4 | 2 | 1 | in the right-hand small spaces. | 3 | 9 |

NOTE B.—Make an affirmative entry by a slanting line (thus /) in one of the three columns 2, 3, and 4, according as the fact is in the case of each farm—in column 2, if the occupier is the owner of the farm; in column 3, if he is the tenant at a fixed money rental; in column 4, if he conducts it for a share of the product.

NOTE C.—Enumerators will observe that there are 100 questions relating to each farm, which are arranged in four successive divisions of each schedule page.

SCHEDULE 2.—Productions of Agriculture in Polk Township in the County of Ray, State of Missouri

enumerated by me on the 8 day of June, 1880.

John A Buchanan,
Enumerator.

OF THE PERSON WHO CONDUCTS THIS FARM.				ACRES OF LAND.				FARM VALUES.			FENCES.		LABOR.			GRASS LANDS.						
	TENURE.			IMPROVED.		UNIMPROVED.										ACREAGE 1879.		PRODUCTS HARVESTED IN 1879.				
THE NAME.	Owner.	Rents for fixed money rental.	Rents for shares of products.	Tilled, including fallow and grass in rotation, (whether pasture or meadow.)	Permanent meadows, permanent pastures, orchards, vineyards.	Woodland and forest.	Other unimproved, including "old fields" not growing wood.	Of farm, including land, fences, and buildings.	Of farming implements and machinery.	Of Live Stock.	Cost of building and repairing in 1879.	Cost of fertilizers purchased in 1879.	Amount paid for wages for farm labor during 1879, including value of board.	Weeks hired labor in 1879 upon farm (and dairy) excluding house-work.	Estimated value of all farm productions (sold, consumed, or on hand) for 1879.	Mown.	Not Mown.	Hay.	Clover Seed.	Grass Seed.	Horses of all ages on hand June 1, 1880.	Mules and Asses, all ages, on hand June 1, 1880.
				No.	No.	No.	No.	Dollars.	Dollars.	Dollars.	Dollars.	Dollars.	Dollars.	No.	Dollars.	Acres.	Acres.	Tons.	Bushels.	Bushels.	No.	No.
1	2	3	4	5	6	7	8	9	10	11	12	13	14	15	16	17	18	19	20	21	22	23
1 Randolph McDonald	1			140	160			6400	150	1400					250	12	148	12			6	
2 Jack McDaniel		1		120											1000							
3 McDonald Washington		1		45					25	300					540						6	1
4 Richie Taylor	1				20	135		2000		60					25		20					
5 Enos B Bennet	1			10	5	20		400	10	220					112		5				4	
6 Joseph Zimmerman		1		75		95		2500	100	1000					750							8
7 Willgilm D Lovely	1			10		110		800	2	110	25		8	14	40		2				1	
8 Barton Taggart	1			50	10	40		1000	75	450	40		80	14	320		10				2	2
9 James Hodges	1			40	45	75		3200	150	1150					800	25	20	30			2	2
10 Evans Albright	1			40			C	600	100	275					425						2	

NEAT CATTLE AND THEIR PRODUCTS.											SHEEP.										SWINE.	POULTRY ON HAND JUNE 1ST, 1880, EXCLUSIVE OF SPRING HATCHING.		EGGS PRODUCED IN 1879.
ON HAND JUNE 1, 1880.			MOVEMENT, 1879.									MOVEMENT, 1879.							CLIP SPRING 1880, SHORN AND TO BE SHORN.					
			Cattle of all ages					Milk sold, or sent to butter and cheese factories in 1879.	Butter made on the farm in 1879.	Cheese made on the farm in 1879.		Sheep and lambs												
Working oxen.	Milch cows.	Other.	Calves dropped.	Purchased.	Sold living.	Slaughtered.	Died, strayed, lost by fire and not recovered.				On hand June 1, 1880.	Lambs dropped.	Purchased.	Sold living.	Slaughtered.	Killed by dogs.	Died of disease.	Died of stress of weather.	Fleeces.	Weight.	On hand June 1, 1880.	Barn-yard.	Other.	
No.	No.	No.	No.	No.	No.	No.	No.	Gallons.	Lbs.	Lbs.	No.	No.	No.	No.	No.	No.	No.	No.	No.	Lbs.	No.	No.	No.	Doz.
24	25	26	27	28	29	30	31	32	33	34	35	36	37	38	39	40	41	42	43	44	45	46	47	48
	8	12	3						200												300	200		250
	2	2	2						100												?	100		100
	3	4	3	3	1				100												13			150
	1	1							150												19	100		75
	2	1							200												45	825		120
	1								75												6			
	5	6	4	2	2				360		31	16		4					15	70	30	300		300
	3	3	2						400		150	70							80	360	32	100		100
	1		1						100		2								2	15	6	115		75

CEREALS.												PULSE.		FIBER.						SUGAR.						BROOM CORN. 1879.	
BARLEY. 1879.		BUCKWHEAT. 1879.		INDIAN CORN. 1879.		OATS. 1879.		RYE. 1879.		WHEAT. 1879.		Canada Peas, (Dry,) in 1879.	Beans, (Dry,) in 1879.	FLAX—1879.				HEMP.		SORGHUM—1879.		MAPLE—1879.					
Area.	Crop.	Area.	Crop.	Area.	Crop.	Area.	Crop.	Area.	Crop.	Area.	Crop.			Area in Crop.	Seed.	Straw.	Fiber.			Area in Crop.	Sugar.	Molasses.	Sugar.	Molasses.			
Acres.	Bush.	Acres.	Bush.	Acres.	Bush.	Acres.	Bush.	Acres.	Bush.	Acres.	Bush.	Bush.	Bush.	Acres.	Bush.	Tons.	Lbs.	Acs.	Tns.	Acres.	Lbs.	Galls.	Lbs.	Galls.	Acs.	Lbs.
49	50	51	52	53	54	55	56	57	58	59	60	61	62	63	64	65	66	67	68	69	70	71	72	73	74	75
				125	4000	20	600													/		60				
				40	2000	2	28			4	22															
				14	200					4	42									½		50				
				50	2400																					
				4	160																					
				37	1600	3	100													½		100				
				43	1500	12	300													¼		30				
				30	1600	10	150													½						

HOPS. 1879.		POTATOES, (Irish.) 1879.		POTATOES, (Sweet.) 1879.		TOBACCO. 1879.		ORCHARDS—1879.						NURSERIES.		VINEYARDS.			MARKET GARDENS.	BEES—1879.		FOREST PRODUCTS.	
								APPLE.			PEACH.												
Area.	Crop.	Area.	Crop.	Area.	Crop.	Area.	Crop.	Acres.	Bearing trees.	Bushels. 1879.	Acres.	Bearing trees.	Bushels 1879.	Total value of orchard products of all kinds sold or consumed.	Acres.	Value of produce sold in 1879.	Acres.	Grapes sold in 1879.	Wine made in 1879.	Value of produce sold in 1879.	Honey.	Wax.	Amount of wood cut in 1879.	Value of all forest products sold or consumed in 1879.
Acres.	Lbs.	Acres.	Bush.	Acres.	Bush.	Acres.	Lbs.	No.	No.	No.	No.	No.	No.	Dollars.	No.	Dollars.	No.	Lbs.	Galls.	Dollars.	Lbs.	Lbs.	Cords.	Dollars.
76	77	78	79	80	81	82	83	84	85	86	87	88	89	90	91	92	93	94	95	96	97	98	99	100
								5	160	150	1	20		60										
			30					3	120															
			5																					
								½	40	20				8										
		2	25																					
			20																					
			17																					
			15																					
			40																					

B

B.

[7–306]

Page No. 10
Supervisor's Dist: No. 7
Enumeration Dist: No. 131

NOTE A.—The light dotted perpendicular lines, which divide the spaces intended for numbers on this Schedule, are intended to separate the units, tens, &c., from each other, and the Enumerator should observe that the figures are written within the small spaces so formed, thus: | 7 | 4 |, the units | 4 | 2 | 1 | in the right-hand small space. | | 3 | 9 |

NOTE B.—Make an affirmative entry by a slanting line (thus /) in one of the three columns 2, 3, and 4, according as the facts in the case of each farm—in column 2, if the occupier is the owner of the farm; in column 3, if he is the tenant at a fixed money rental; in column 4, if he conducts it for a share of the product.

NOTE C.—Enumerators will observe that there are 100 questions relating to each farm, which are arranged in four successive divisions of each schedule page.

SCHEDULE 2.—Productions of Agriculture in Polk Township in the County of Ray, State of Missouri

enumerated by me on the 9th day of June, 1880. John A. Buchanan, *Enumerator.*

OF THE PERSON WHO CONDUCTS THIS FARM.				ACRES OF LAND.				FARM VALUES.			FENCES.		LABOR.			GRASS LANDS.						
	TENURE.			IMPROVED.		UNIMPROVED.										ACREAGE 1879.		PRODUCTS HARVESTED IN 1879.				
THE NAME.	Owner.	Rents for fixed money rental.	Rents for shares of products.	Tilled, including fallow and grass in rotation, (whether pasture or meadow.)	Permanent meadows, permanent pastures, orchards, vineyards.	Woodland and forest.	Other unimproved, including "old fields" not growing wood.	Of farm, including land, fences, and buildings.	Of farming implements and machinery.	Of Live Stock.	Cost of building and repairing in 1879.	Cost of fertilizers purchased in 1879.	Amount paid for wages for farm labor during 1879, including value of board.	Weeks hired labor in 1879 upon farm (and dairy) excluding house-work.	Estimated value of all farm productions (gold, consumed, or on hand) for 1879.	Mown.	Not Mown.	Hay.	Clover Seed.	Grass Seed.	Horses of all ages on hand June 1, 1880.	Mules and Asses, all ages, on hand June 1, 1880.
				No.	No.	No.	No.	Dollars.	Dollars.	Dollars.	Dollars.	Dollars.	Dollars.	No.	Dollars.	Acres.	Acres.	Tons.	Bushels.	Bushels.	No.	No.
1	2	3	4	5	6	7	8	9	10	11	12	13	14	15	16	17	18	19	20	21	22	23
1 Gideon Albright	/			60	50	90		1500	75	740					590	10	40	10			5	2
2 James M. Albright	/			32		40		800	100	845			30	8	485						3	1
3 Sara Wood	/			40		20		1200	20	175			15	8	465						1	
4 Jacob Zimmerman	/			30	28	292		2500	150	1000			150	25	375	14	14	10			6	
5 Zimmerman Polly	/			30	25	210		2000			50						25					
6 Geo. Riggs	/			5		15		100	40	250					80						3	
7 Phelps Bailey	/			5		15		100	3	145					75						1	
8 George Graham			/	84				1200	75	575					750						5	2
9 Boyd John	/			60		150		1500	125	850					804						7	
10 Sarah Woods	/			27		6		800	25	150		75		12	250							

NEAT CATTLE AND THEIR PRODUCTS.											SHEEP.										SWINE.	POULTRY ON HAND JUNE 1ST, 1880, EXCLUSIVE OF SPRING HATCHING.		EGGS PRODUCED IN 1879.
ON HAND JUNE 1, 1880.			MOVEMENT, 1879.								ON HAND JUNE 1, 1880.	MOVEMENT, 1879.							CLIP, SPRING 1880, SHORN AND TO BE SHORN.					
			Cattle of all ages									Sheep and lambs												
Working oxen.	Milch cows.	Other.	Calves dropped.	Purchased.	Sold living.	Slaughtered.	Died, strayed, and stolen, and not recovered.	Milk sold, or sent to butter or cail cheese factories in 1879.	Butter made on the farm in 1879.	Cheese made on the farm in 1879.		Lambs dropped.	Purchased.	Sold living.	Slaughtered.	Killed by dogs.	Died of disease.	Died of stress of weather.	Fleeces.	Weight.	On hand June 1, 1880.	Barn-yard.	Other.	
No.	No.	No.	No.	No.	No.	No.	No.	Gallons.	Lbs.	Lbs.	No.	No.	No.	No.	No.	No.	No.	No.	No.	Lbs.	No.	No.	No.	Doz.
24	25	26	27	28	29	30	31	32	33	34	35	36	37	38	39	40	41	42	43	44	45	46	47	48
1	2	4		1					150		41	17	20	7			2		23	103	40	100		75
2	2	1	2						200		95	28							67	345	4	125		100
3	2	1	1						200												17	200		156
4	7	7	4			5			250												32	100		200
5																								
6	3		1						100													70		40
7	2		1						100												6	140		120
8	2		1						100		9	1							9	34	40	25		50
9	5	10	4		1	1		300	400												45	300		200
10	2	5	2						150												9	100		140

CEREALS.												PULSE.		FIBER.						SUGAR.							BROOM CORN. 1879.	
BARLEY. 1879.		BUCKWHEAT. 1879.		INDIAN CORN. 1879.		OATS. 1879.		RYE. 1879.		WHEAT. 1879.				FLAX—1879.				HEMP.		SORGHUM—1879.			MAPLE—1879.					
Area.	Crop.	Area.	Crop.	Area.	Crop.	Area.	Crop.	Area.	Crop.	Area.	Crop.	Canada Peas, (Dry.) in 1879.	Beans, (Dry.) in 1879.	Area in Crop.	Seed.	Straw.	Fiber.			Area in Crop.	Sugar.	Molasses.	Sugar.	Molasses.			Area.	Crop.
Acres.	Bush.	Acres.	Bush.	Acres.	Bush.	Acres.	Bush.	Acres.	Bush.	Acres.	Bush.	Bush.	Bush.	Acres.	Bush.	Tons.	Lbs.	Acs.	Tns.	Acres.	Lbs.	Galls.	Lbs.	Galls.			Acs.	Lbs.
49	50	51	52	53	54	55	56	57	58	59	60	61	62	63	64	65	66	67	68	69	70	71	72	73			74	75
1				40	1450	5	175	4	30	5	50											20						
2				40	1800	15	375															55						
3				30	1200	2	60																					
4				30	1250	3	75			30	100																	
5				3	200															2								
6				5	250																							
7				5	200																							
8				60	2400	12	300			12	75											40						
9				58	2400	10	138			8	45											30						
10				8	400					4	30																	

HOPS. 1879.		POTATOES, (Irish.) 1879.		POTATOES, (Sweet.) 1879.		TOBACCO. 1879.		ORCHARDS—1879.							NURSERIES.		VINEYARDS.			MARKET GARDENS.	BEES—1879.		FOREST PRODUCTS.	
								APPLE.			PEACH.			Total value of orchard products of all kinds sold or consumed.						Value of produce sold in 1879.	Honey.	Wax.	Amount of wood cut in 1879.	Value of all forest products sold or consumed in 1879.
Area.	Crop.	Area.	Crop.	Area.	Crop.	Area.	Crop.	Acres.	Bearing trees.	Bushels, 1879.	Acres.	Bearing trees.	Bushels, 1879.		Acres.	Value of produce sold in 1879.	Acres.	Grapes sold in 1879.	Wine made in 1879.					
Acres.	Lbs.	Acres.	Bush.	Acres.	Bush.	Acres.	Lbs.	No.	No.	No.	No.	No.	No.	Dollars.	No.	Dollars.	No.	Lbs.	Gals.	Dollars.	Lbs.	Lbs.	Cords.	Dollars.
76	77	78	79	80	81	82	83	84	85	86	87	88	89	90	91	92	93	94	95	96	97	98	99	100
1			15		5			1	20	12	30			5										
2									8		10			4										
3			15		30			1	60	200	1	40		60			1	2000						
4			25					1	40	75				30										
5																								
6			10																					
7			15																					
8																								
9			1/3		30			2	67	100	2	80		40										
10								1	30	10	6	50	10				1	2000						

[7–306.]

C.

Page No. 11
Supervisor's Dist: No. 7
Enumeration Dist: No. 131

NOTE A.—The light dotted perpendicular lines, which divide the spaces intended for numbers on this Schedule, are intended to separate the units, tens, &c., from each other, and the Enumerator should be careful that the figures are written within the small spaces so formed, thus: | | 7 | 4 |, the units | 4 | 2 | 1 | in the right-hand small spaces. | | 3 | 9 |

NOTE B.—Make an affirmative entry by a slanting line (thus /) in one of the three columns 2, 3, and 4, according as the fact is in the case of each farm—in column 2, if the occupier is the owner of the farm; in column 3, if he is the tenant at a fixed money rental; in column 4, if he conducts it for a share of the product.

NOTE C.—Enumerators will observe that there are 100 questions relating to each farm, which are arranged in four successive divisions of each schedule page.

SCHEDULE 2.—Productions of Agriculture in Blk Township in the County of Ray, State of Missouri

enumerated by me on the 9 & 10 day of June, 1880.

John A Buchanan,
Enumerator.

OF THE PERSON WHO CONDUCTS THIS FARM.				ACRES OF LAND.				FARM VALUES.			FENCES.		LABOR.			GRASS LANDS.						
	TENURE.			IMPROVED.		UNIMPROVED.										ACREAGE 1879.		PRODUCTS HARVESTED IN 1879.				
THE NAME.	Owner.	Rents for fixed money rental.	Rents for shares of products.	Tilled, including fallow and grass in rotation, (whether pasture or meadow.)	Permanent meadows, permanent pastures, orchards, vineyards.	Woodland and forest.	Other unimproved, including "old fields" not growing wood.	Of farm, including land, fences, and buildings.	Of farming implements and machinery.	Of Live Stock.	Cost of building and repairing in 1879.	Cost of fertilizers purchased in 1879.	Amount paid for wages for farm labor during 1879, including value of board.	Weeks hired labor in 1879 upon farm (and dairy) excluding house-work.	Estimated value of all farm productions (sold, consumed, or on hand) for 1879.	Mown.	Not Mown.	Hay.	Clover Seed.	Grass Seed.	Horses of all ages on hand June 1, 1880.	Mules and Asses, all ages, on hand June 1, 1880.
				No.	No.	No.	No.	Dollars.	Dollars.	Dollars.	Dollars.	Dollars.	Dollars.	No.	Dollars.	Acres.	Acres.	Tons.	Bushels.	Bushels.	No.	No.
1	2	3	4	5	6	7	8	9	10	11	12	13	14	15	16	17	18	19	20	21	22	23
1 Barney Worrells	/			30		25		750	60	150					135						1	
2 Andos Pearcy	/			30	25	60		1400	60	420					290	16	9	17			4	
3 Alexander Hoshong			/	65		125		1800	50	340					390						2	1
4 George Whitsett (Colo)			/	20				400	30	240					310						1	3
5 Chris Hezbold	/			100	20	40		3200	100	550	100				600	10	20	8			5	
6 Jesse T Roberts	/			40	12	10		1200	50	650			35		540	2	3	5			6	
7 Riley Clark			/	18				270		100											2	
8 Peter Clark	/			62	102	15		2000		650					675	25	80	2			7	
9 Francis Langford			/	15		9		300	70	290	290				340						3	
10 Griffey Hill	/			40		40		800		315					415						2	1

NEAT CATTLE AND THEIR PRODUCTS.											SHEEP.										SWINE.	POULTRY ON HAND JUNE 1ST, 1880, EXCLUSIVE OF SPRING HATCHING.		
ON HAND JUNE 1, 1880.			MOVEMENT, 1879.								ON HAND JUNE 1, 1880.	MOVEMENT, 1879.							CLIP, SPRING 1880, SHORN AND TO BE SHORN.		ON HAND JUNE 1, 1880.			EGGS PRODUCED IN 1879.
			Cattle of all ages										Sheep and lambs											
Working oxen.	Milch cows.	Other.	Calves dropped.	Purchased.	Sold living.	Slaughtered.	Died, strayed, and stolen, and not recovered.	Milk sold, or sent to butter and cheese factories in 1879.	Butter made on the farm in 1879.	Cheese made on the farm in 1879.		Lambs dropped.	Purchased.	Sold living.	Slaughtered.	Killed by dogs.	Died of disease.	Died of stress of weather.	Fleeces.	Weight.		Barn-yard.	Other.	
No.	No.	No.	No.	No.	No.	No.	No.	Gallons.	Lbs.	Lbs.	No.	No.	No.	No.	No.	No.	No.	No.	No.	Lbs.	No.	No.	No.	Doz.
24	25	26	27	28	29	30	31	32	33	34	35	36	37	38	39	40	41	42	43	44	45	46	47	48
1			1						125												3	50		50
2	3		3						275												28	140		225
3	2								175												16	100		75
4	1		1						150												6	150		80
5	3		3						365		18	7							11	66	70	350		275
6	3	1	1		1		1		400			2									65	175		125
7																					20			
8	3								250												50	50		125
9	1	2	1						125												25	120		125
10	2	2				3		1	150												50	144		150

CEREALS.												PULSE.		FIBER.						SUGAR.						BROOM CORN.	
BARLEY. 1879.		BUCKWHEAT. 1879.		INDIAN CORN. 1879.		OATS. 1879.		RYE. 1879.		WHEAT. 1879.				FLAX—1879.				HEMP.		SORGHUM—1879.		MAPLE—1879.					
Area.	Crop.	Area.	Crop.	Area.	Crop.	Area.	Crop.	Area.	Crop.	Area.	Crop.	Canada Peas, (Dry.) in 1879.	Beans, (Dry.) in 1879.	Area in Crop.	Seed.	Straw.	Fiber.			Area in Crop.	Sugar.	Molasses.	Sugar.	Molasses.			
Acres.	Bush.	Acres.	Bush.	Acres.	Bush.	Acres.	Bush.	Acres.	Bush.	Acres.	Bush.	Bush.	Bush.	Acres.	Bush.	Tons.	Lbs.	Acs.	Tns.	Acres.	Lbs.	Galls.	Lbs.	Galls.	Acs.	Lbs.	
49	50	51	52	53	54	55	56	57	58	59	60	61	62	63	64	65	66	67	68	69	70	71	72	73	74	75	
				10	400	2	20			3	27																1
				16	700																						2
				40	1500																						3
				30	1000					7	66																4
				30	2400	10	250			3	38											40					5
				32	1500					10	112																6
																											7
				55	2200					8	76									1		115					8
				24	1200																						9
				35	1400					4	16									1/2		60					10

HOPS. 1879.		POTATOES, (Irish.) 1879.		POTATOES, (Sweet.) 1879.		TOBACCO. 1879.		ORCHARDS—1879.						Total value of orchard products of all kinds sold or consumed.	NURSERIES.		VINEYARDS.			MARKET GARDENS.	BEES—1879.		FOREST PRODUCTS.	
								APPLE.			PEACH.													
Area.	Crop.	Area.	Crop.	Area.	Crop.	Area.	Crop.	Acres.	Bearing trees.	Bushels. 1879.	Acres.	Bearing trees.	Bushels. 1879.		Acres.	Value of produce sold in 1879.	Acres.	Grapes sold in 1879.	Wine made in 1879.	Value of produce sold in 1879.	Honey.	Wax.	Amount of wood cut in 1879.	Value of all forest products sold or consumed in 1879.
Acres.	Lbs.	Acres.	Bush.	Acres.	Bush.	Acres.	Lbs.	No.	No.	No.	No.	No.	No.	Dollars.	No.	Dollars.	No.	Lbs.	Galls.	Dollars.	Lbs.	Lbs.	Cords.	Dollars.
76	77	78	79	80	81	82	83	84	85	86	87	88	89	90	91	92	93	94	95	96	97	98	99	100
		1/2	12																					
		1/2	10																	1				
		1/4	30		2																			
		1/3	60		4				25	40				16										
		1/2	75						6	10	1/2	200		4										
								2																
			40						65	60	60			20										
		1/2	20																					
			25																					

(8)

D.

[7–306.]

Page No. 12
Supervisor's Dist: No. 7
Enumeration Dist: No. 131

NOTE A.—The light dotted perpendicular lines, which divide the spaces intended for numbers on this Schedule, are intended to separate the units, tens, &c., from each other, and the Enumerator should be careful that the figures are written within the small spaces so formed, thus: 7|4|, the units in the right-hand small spaces. 4|2|1 3|9

NOTE B.—Make an affirmative entry by a slanting line (thus /) in one of the three columns 2, 3, and 4, according as the fact is in the case of each farm in column 2, if the occupier is the owner of the farm; in column 3, if he is the tenant at a fixed money rental; in column 4, if he conducts it for a share of the product.

NOTE C.—Enumerators will observe that there are 100 questions relating to each farm, which are arranged in four successive divisions of each schedule page.

SCHEDULE 2.—Productions of Agriculture in Polk Township in the County of Ray, State of Missouri

enumerated by me on the 10 day of June, 1880. John A Buchanan, *Enumerator.*

OF THE PERSON WHO CONDUCTS THIS FARM.				ACRES OF LAND.				FARM VALUES.			FENCES.		LABOR.			GRASS LANDS.						
	TENURE.			IMPROVED.		UNIMPROVED.										ACREAGE 1879.		PRODUCTS HARVESTED IN 1879.				
THE NAME.	Owners.	Rents for fixed money rental.	Rents for shares of products.	Tilled, including fallow and grass in rotation, (whether pasture or meadow.)	Permanent meadows, permanent pasture, orchards, vineyards.	Woodland and forest.	Other unimproved, including "old fields" not growing wood.	Of farm, including land, fences, and buildings.	Of farming implements and machinery.	Of Live Stock.	Cost of building and repairing in 1879.	Cost of fertilizers purchased in 1879.	Amount paid for wages for farm labor during 1879, including value of board.	Weeks hired labor in 1879 upon farm (and dairy) excluding house-work.	Estimated value of all farm productions (sold, consumed, or on hand) for 1879.	Mown.	Not Mown.	Hay.	Clover Seed.	Grass Seed.	Horses of all ages on hand June 1, 1880.	Mules and Asses, all ages, on hand June 1, 1880.
				No.	No.	No.	No.	Dollars.	Dollars.	Dollars.	Dollars.	Dollars.	Dollars.	No.	Dollars.	Acres.	Acres.	Tons.	Bushels.	Bushels.	No.	No.
1	2	3	4	5	6	7	8	9	10	11	12	13	14	15	16	17	18	19	20	21	22	23
1 John Linvell		1	X	32	11	80		2400	80	200					356	11		10			2	
2 Isom Allen	1			60				4125	250	1500			18	3	880	22		25			4	2
3 Jackson Allen	1			20	5	64		850	10	50					175						1	
4 Appleton Kinyon	1			40		20		1000	60	365	50				365						3	2
5 Wm John Cooper	1			40	15	50		1800	60	410					435						3	
6 Monroe Cooper			1	18				325	30	160					126						2	
7 John Cooper	1			25		40		800	65	330					195						3	
8 John Boy	1			30	6	14		1000	100	500					450		6				4	
9 Thomas Blackaby	1			17		3		400	20	200					125							2
10 William Cattlin			1	47		70		1200	75	325					475						3	1

NEAT CATTLE AND THEIR PRODUCTS.											SHEEP.									SWINE.	POULTRY ON HAND JUNE 1ST, 1880, EXCLUSIVE OF SPRING HATCHING.		EGGS PRODUCED IN 1879.
ON HAND JUNE 1, 1880.			MOVEMENT, 1879.					Milk sold, or sent to butter and cheese factories in 1879.	Butter made on the farm in 1879.	Cheese made on the farm in 1879.	On hand June 1, 1880.	MOVEMENT, 1879.							CLIP, SPRING 1880, SHORN AND TO BE SHORN.		On hand June 1, 1880.			
			Cattle of all ages.									Sheep and Lambs.											
Working oxen.	Milch cows.	Other.	Calves dropped.	Purchased.	Sold living.	Slaughtered.	Died, strayed, and lost, and not recovered.					Lambs dropped.	Purchased.	Sold living.	Slaughtered.	Killed by dogs.	Died of disease.	Died of stress of weather.	Fleeces.	Weight.		Barn-yard.	Other.	
No.	No.	No.	No.	No.	No.	No.	No.	Gallons.	Lbs.	Lbs.	No.	No.	No.	No.	No.	No.	No.	No.	No.	Lbs.	No.	No.	No.	Doz.
24	25	26	27	28	29	30	31	32	33	34	35	36	37	38	39	40	41	42	43	44	45	46	47	48
	1			1					125												7	30		40
	3	21	1	16	2	1			300		110	47		40			37		64	200	80	60		200
	2		1	1		1			100												20	50		40
	3		3		2				200												15	350		150
	3		2						200												7	150		75
	2	3	2						200												15	200		150
	3		2	1	3				175												30	125		75
	2	2	2						150												10	40		50
	2	2	1						175												24	34		60

CEREALS.												PULSE.		FIBER.						SUGAR.						BROOM CORN. 1879.	
BARLEY. 1879.		BUCKWHEAT. 1879.		INDIAN CORN. 1879.		OATS. 1879.		RYE. 1879.		WHEAT. 1879.		Canada Peas, (Dry.) in 1879.	Beans, (Dry.) in 1879.	FLAX—1879.			HEMP.			SORGHUM—1879.		MAPLE—1879.		BROOM CORN. 1879.			
Area.	Crop.	Area.	Crop.	Area.	Crop.	Area.	Crop.	Area.	Crop.	Area.	Crop.			Area in Crop.	Seed.	Straw.	Fiber.			Area in Crop.	Sugar.	Molasses.	Sugar.	Molasses.			
Acres.	Bush.	Acres.	Bush.	Acres.	Bush.	Acres.	Bush.	Acres.	Bush.	Acres.	Bush.	Bush.	Bush.	Acres.	Bush.	Tons.	Lbs.	Acs.	Tns.	Acres.	Lbs.	Galls.	Lbs.	Galls.	Acs.	Lbs.
49	50	51	52	53	54	55	56	57	58	59	60	61	62	63	64	65	66	67	68	69	70	71	72	73	74	75
				32	1400															1/4		20				
				50	2800	14				13	40															
				10	625																					
				20	800	10	300			10	30															
				30	1200	16	320																			
				9	360	9	180																			
				15	600															1/2		40				
				25	1250																	38				
				13	400																	12				
				35	1500															1		175				

HOPS. 1879.		POTATOES, (Irish.) 1879.		POTATOES, (Sweet.) 1879.		TOBACCO. 1879.		ORCHARDS—1879.						NURSERIES.		VINEYARDS.			MARKET GARDENS.	BEES—1879.		FOREST PRODUCTS.	
								APPLE.			PEACH.			Total value of orchard products of all kinds sold or consumed.									
Area.	Crop.	Area.	Crop.	Area.	Crop.	Area.	Crop.	Acres.	Bearing trees.	Bushels. 1879.	Acres.	Bearing trees.	Bushels. 1879.		Acres.	Value of produce sold in 1879.	Acres.	Grapes sold in 1879.	Wine made in 1879.	Value of produce sold 1879.	Honey.	Wax.	Amount of wood cut in 1879.	Value of all forest products sold or consumed in 1879.
Acres.	Lbs.	Acres.	Bush.	Acres.	Bush.	Acres.	Lbs.	No.	No.	No.	No.	No.	No.	Dollars.	No.	Dollars.	No.	Lbs.	Gallons.	Dollars.	Lbs.	Lbs.	Cords.	Dollars.
76	77	78	79	80	81	82	83	84	85	86	87	88	89	90	91	92	93	94	95	96	97	98	99	100
		1/2	15					2	100			200		50										
		1/2	20					2	100	300	4	100		75							4			
		1/3	40																					
			25					1	40	100				30										
		1/2	10																					
			5																					
			20																					

24.

[7–306.]

Received July 30, 1880

A.

Page No. 13
Supervisors Dist: No. 7
Enumeration Dist: No. 131

NOTE A.—The light dotted perpendicular lines, which divide the spaces intended for numbers on this Schedule, are intended to separate the units, tens, &c., from each other, and the Enumerator should be careful that the figures are written within the small spaces so formed, thus: 7|4, the units in the right-hand small spaces. 4|2|1 3|9

NOTE B.—Make an affirmative entry by a slanting line (thus /) in one of the three columns. 2, 3, and 4, according as the fact is in the case of each farm—in column 2, if the occupier is the owner of the farm; in column 3, if he is the tenant at a fixed money rental; in column 4, if he conducts it for a share of the product.

NOTE C.—Enumerators will observe that there are 100 questions relating to each farm, which are arranged in four successive divisions of each schedule page.

SCHEDULE 2.—Productions of Agriculture in Polk Township in the County of Ray, State of Missouri

enumerated by me on the 11 day of June, 1880. John A Buchanan

Enumerator.

OF THE PERSON WHO CONDUCTS THIS FARM.				ACRES OF LAND.				FARM VALUES.			FENCES.		LABOR			GRASS LANDS.						
	TENURE.			IMPROVED.		UNIMPROVED.										ACREAGE 1879.		PRODUCTS HARVESTED IN 1879.				
THE NAME.	Owner.	Rents for fixed money rental.	Rents for shares of products.	Tilled, including fallow and grass in rotation, (whether pasture or meadow.)	Permanent meadows, permanent pastures, orchards, vineyards.	Woodland and forest.	Other unimproved, including "old fields" not growing wood.	Of farm, including land, fences, and buildings.	Of farming implements and machinery.	Of Live Stock.	Cost of building and repairing in 1879.	Cost of fertilizers purchased in 1879.	Amount paid for wages for farm labor during 1879, including value of board.	Weeks hired labor in 1879 upon farm (and dairy) excluding house-work.	Estimated value of all farm productions (sold, consumed, or on hand) for 1879.	Mown.	Not Mown.	Hay.	Clover Seed.	Grass Seed.	Horses of all ages on hand June 1, 1880.	Mules and Asses, all ages, on hand June 1, 1880.
				No.	No.	No.	No.	Dollars.	Dollars.	Dollars.	Dollars.	Dollars.	Dollars.	No.	Dollars.	Acres.	Acres.	Tons.	Bushels.	Bushels.	No.	No.
1	2	3	4	5	6	7	8	9	10	11	12	13	14	15	16	17	18	19	20	21	22	23
1 James Curtis	1			8		20		300		150					95						4	
2 Mason Parsons		1		40		20		800	30	340					475						3	
3 Rollin Shepherd	1			110	15	129		2540	25	460			75	12	650	16		12			4	
4 James H Spratt	1			95	205	225		7000	300	2849			340	90	2000	50	185	30			2	3
5 Addison J Smith	1			120	400	70		17100	400	3590			75	12	1079	90	310	50			7	8
6 George Madden		1		50	90			2800	100	381					300		90				1	2
7 John Delaflin	1			50				1000	125	306					500						3	
8 Cornelius Fales		1		40				800	40	180					400						2	
9 Washington W Smith	1			200	640	120		20000	400	9091			300	50	2130	140	500	100			9	10
10 George W Montgomery	1				120	30		2250							250							

NEAT CATTLE AND THEIR PRODUCTS.												SHEEP.										SWINE.	POULTRY ON HAND JUNE 1ST, 1880, EXCLUSIVE OF SPRING HATCHING.		EGGS PRODUCED IN 1879.
ON HAND JUNE 1, 1880.			MOVEMENT, 1879.									ON hand June 1, 1880.	MOVEMENT, 1879.							CLIP, SPRING 1880, SHORN AND TO BE SHORN.		ON hand June 1, 1880.			
			Cattle of all ages					Milk sold, or sent to fact'ry and cheese factories in 1879.	Butter made on the farm in 1879.	Cheese made on the farm in 1879.		Lambs dropped.	Sheep and lambs												
Working oxen.	Milch cows.	Other.	Calves dropped.	Purchased.	Sold living.	Slaughtered.	Died, strayed, and st'n, and not recovered.						Purchased.	Sold living.	Slaughtered.	Killed by dogs.	Died of disease.	Died of stress of weather.		Fleeces.	Weight.	On hand June 1, 1880.	Barn-yard.	Other.	
No.	No.	No.	No.	No.	No.	No.	No.	Gallons.	Lbs.	Lbs.	No.	No.	No.	No.	No.	No.	No.	No.		No.	Lbs.	No.	No.	No.	Doz.
24	25	26	27	28	29	30	31	32	33	34	35	36	37	38	39	40	41	42		43	44	45	46	47	48
1			1						100													7	125		95
2			2						150													65	125		100
3		4	10	3	1				450													30	40		50
4		20	49	18	18	18	1	3	1200	200	65		67	1			1			66	400	131	90		100
5		7	105	5	30	50	1	1	600		60	24		4			3			37	244	81	260		300
6		1		1					50													30	20		
7		1		1																		30			
8		1		1																		4			
9		10	180	7	100	50	1	1	600		47	21			2		2					70	250		300
10																									

CEREALS.												PULSE		FIBER.						SUGAR.						BROOM CORN. 1879.	
BARLEY. 1879.		BUCKWHEAT. 1879.		INDIAN CORN. 1879.		OATS. 1879.		RYE. 1879.		WHEAT 1879.		Cowpeas Peas, and Beans in 1879.	Beans (Dry), in 1879.	FLAX—1879.				HEMP.		SORGHUM—1879.			MAPLE—1879.				
Area.	Crop.	Area.	Crop.	Area.	Crop.	Area.	Crop.	Area.	Crop.	Area.	Crop.			Area in Crop.	Seed.	Straw.	Fiber.			Area in Crop.	Sugar.	Molasses.	Sugar.	Molasses.			
Acres.	Bush.	Acres.	Bush.	Acres.	Bush.	Acres.	Bush.	Acres.	Bush.	Acres.	Bush.	Bush.	Bush.	Acres.	Bush.	Tons.	Lbs.	Acs.	Tns.	Acres.	Lbs.	Galls.	Lbs.	Galls.	Acs.	Lbs.
49	50	51	52	53	54	55	56	57	58	59	60	61	62	63	64	65	66	67	68	69	70	71	72	73	74	75
1				7	300																					
2				35	1600	10	250													1/4		40				
3				60	2000	4	120																			
4				100	3500	30	800	8	40																	
5				50	2500																					
6				50	2000																					
7				50	2000																					
8				40	1600																					
9				100	5000																					
10				62	~~3014~~ 3000																					

HOPS. 1879.		POTATOES, (Irish.) 1879.		POTATOES, (Sweet.) 1879.		TOBACCO. 1879.		ORCHARDS—1879.						NURSERIES.		VINEYARDS.			MARKET GARDENS.	BEES—1879.		FOREST PRODUCTS.	
								APPLE.			PEACH.												
Area.	Crop.	Area.	Crop.	Area.	Crop.	Area.	Crop.	Acres.	Bearing trees.	Bushels. 1879.	Acres.	Bearing trees.	Bushels. 1879.	Total value of orchard products of all kinds sold or consumed.	Acres.	Value of produce sold in 1879.	Acres.	Grapes sold in 1879.	Wine made in 1879.	Value of produce sold in 1879.	Honey.	Wax.	Amount of wood cut in 1879.	Value of all forest products sold or consumed in 1879.
Acres.	Lbs.	Acres.	Bush.	Acres.	Bush.	Acres.	Lbs.	No.	No.	No.	No.	No.	No.	Dollars.	No.	Dollars.	No.	Lbs.	Galls.	Dollars.	Lbs.	Lbs.	Cords.	Dollars.
76	77	78	79	80	81	82	83	84	85	86	87	88	89	90	91	92	93	94	95	96	97	98	99	100
1			10																					
2		1/4	35																					
3			15																					
4			60						20															
5		1/4	40					3	25	50				15										
6																								
7																								
8																								
9		1	100						100	200				60										
10																								

B

B.

[7—306.]

Page No. 14
Supervisor's Dist: No. 7
Enumeration Dist: No. 131

NOTE A.—The light dotted perpendicular lines, which divide the spaces intended for numbers on this Schedule, are intended to separate the units, tens, &c., from each other, and the Enumerator should be careful that the figures are written within the small spaces so formed, thus: 7|4, the units in the right-hand small spaces. 4|2|1 3|9

NOTE B.—Make an affirmative entry by a slanting line (thus /) in one of the three columns 2, 3, and 4, according as the fact is in the case of each farm—in column 2, if the occupier is the owner of the farm; in column 3, if he is the tenant at a fixed money rental; in column 4, if he conducts it for a share of the product.

NOTE C.—Enumerators will observe that there are 100 questions relating to each farm, which are arranged in four successive divisions of each schedule page.

SCHEDULE 2.—Productions of Agriculture in Polk Township in the County of Ray, State of Missouri

enumerated by me on the 11th day of June, 1880. John A Buchanan
Enumerator.

OF THE PERSON WHO CONDUCTS THIS FARM.				ACRES OF LAND.				FARM VALUES.			FENCES.		LABOR.			GRASS LANDS.						
	TENURE.			IMPROVED.		UNIMPROVED.										ACREAGE 1879.		PRODUCTS HARVESTED IN 1879.				
THE NAME.	Owner.	Rents for fixed money rental.	Rents for shares of products.	Tilled, including fallow and grass in rotation. (whether pasture or meadow.)	Permanent meadows, permanent pastures, orchards, vineyards.	Woodland and forest.	Other unimproved, including "old fields" not growing wood.	Of farm, including land, fences, and buildings.	Of farming implements and machinery.	Of Live Stock.	Cost of building and repairing in 1879.	Cost of fertilizers purchased in 1879.	Amount paid for wages for farm labor during 1879, including value of board.	Weeks hired labor in 1879 upon farm (and dairy) excluding house-work.	Estimated value of all farm productions (sold, consumed, or on hand) for 1879.	Mown.	Not Mown.	Hay.	Clover Seed.	Grass Seed.	Horses of all ages on hand June 1, 1880.	Mules and Asses, all ages, on hand June 1, 1880.
				No.	No.	No.	No.	Dollars.	Dollars.	Dollars.	Dollars.	Dollars.	Dollars.	No.	Dollars.	Acres.	Acres.	Tons.	Bushels.	Bushels.	No.	No.
1	2	3	4	5	6	7	8	9	10	11	12	13	14	15	16	17	18	19	20	21	22	23
1 Henry Brodwell		1		60	40	233		4000	50	200					375						3	
2 Silas Robert	1			62				1240	20	150					750						2	
3 Robert Finch	1			100	165			14000	250	5024					2130	65	300	100			3	3
4 William Morehead	1			40					60	280					200						3	2
5 Austin Osbon	1			160	41	40		4320	100	375				375	550		40				3	
6 Ed C Bowyer			1	40				800	100	214					400						2	
7 Ely Pearce	1			40	18			1000	80	405	75				365	3	18	4			3	
8 John L Peppers			1	40	30	15		1575	150	200					250		30				2	
9 Benjamin F Peppers			1	35				700	60	145					300						2	
10 Abner James		1		65	40			2100	125	640					700		40				3	1

NEAT CATTLE AND THEIR PRODUCTS.

ON HAND JUNE 1, 1880.			MOVEMENT, 1879.								SHEEP.										SWINE.	POULTRY ON HAND JUNE 1ST, 1880, EXCLUSIVE OF SPRING HATCHING.		EGGS PRODUCED IN 1879.
				Cattle of all ages									MOVEMENT, 1879.							CLIP, SPRING 1880, SHORN AND TO BE SHORN.					
													Sheep and lambs											
Working oxen.	Milch cows.	Other.	Calves dropped.	Purchased.	Sold living.	Slaughtered.	Died, strayed, and stolen, and not recovered.	Milk sold, or sent to butter and cheese factories in 1879.	Butter made on the farm in 1879.	Cheese made on the farm in 1879.	On hand June 1, 1880.	Lambs dropped.	Purchased.	Sold living.	Slaughtered.	Killed by dogs.	Died of disease.	Died of stress of weather.	Fleeces.	Weight.	On hand June 1, 1880.	Barn-yard.	Other.	
No.	No.	No.	No.	No.	No.	No.	No.	Gallons.	Lbs.	Lbs.	No.	No.	No.	No.	No.	No.	No.	No.	No.	Lbs.	No.	No.	No.	Doz.
24	25	26	27	28	29	30	31	32	33	34	35	36	37	38	39	40	41	42	43	44	45	46	47	48
1	1		1						100												4 5			
2	2	1	1						200															
3	6	90	6						400												100	200		200
4	2		1						150												20	250		175
5	3	7	3						300												115	300		250
6																								
7	6	4	2						350		18	4							18	90	38	125		225
8	1		1						150												4	280		100
9																					8			
10	1		1						200												35	140		120

CEREALS.

BARLEY. 1879.		BUCKWHEAT. 1879.		INDIAN CORN. 1879.		OATS. 1879.		RYE. 1879.		WHEAT. 1879.		PULSE.		FIBER.					SUGAR.					BROOM CORN. 1879.	
														FLAX—1879.				HEMP.		SORGHUM—1879.			MAPLE—1879.		
Area.	Crop.	Area.	Crop.	Area.	Crop.	Area.	Crop.	Area.	Crop.	Area.	Crop.	Canada Peas, (Dry.), in 1879.	Beans, (Dry.), in 1879.	Area in Crop.	Seed.	Straw.	Fiber.			Area in Crop.	Sugar.	Molasses.	Sugar.	Molasses.	
Acres.	Bush.	Acres.	Bush.	Acres.	Bush.	Acres.	Bush.	Acres.	Bush.	Acres.	Bush.	Bush.	Bush.	Acres.	Bush.	Tons.	Lbs.	Acs.	Tns.	Acres.	Lbs.	Galls.	Lbs.	Galls.	Acs.	Lbs.
49	50	51	52	53	54	55	56	57	58	59	60	61	62	63	64	65	66	67	68	69	70	71	72	73	74	75
1				20	1000					20	100															
2				60	3000																					
3				90	4500	20	1200			5	60									3		600				
4				40	2000																					
5				35	1750	14	400																			
6				40	1500																					
7				25	1000	4	95			7	65															
8				40	1000																					
9				35	1200																					
10																										

HOPS. 1879.		POTATOES, (Irish.) 1879.		POTATOES, (Sweet.) 1879.		TOBACCO. 1879.		ORCHARDS—1879.						NURSERIES.		VINEYARDS.			MARKET GARDENS.	BEES—1879.		FOREST PRODUCTS.	
								APPLE.			PEACH.												
Area.	Crop.	Area.	Crop.	Area.	Crop.	Area.	Crop.	Acres.	Bearing trees.	Bushels, 1879.	Acres.	Bearing trees.	Bushels, 1879.	Total value of orchard products of all kinds sold or consumed.	Acres.	Value of produce sold in 1879.	Acres.	Grapes sold in 1879.	Wine made in 1879.	Value of produce sold in 1879.	Honey.	Wax.	Amount of wood cut in 1879.	Value of all forest products sold or consumed in 1879.
Acres.	Lbs.	Acres.	Bush.	Acres.	Bush.	Acres.	Lbs.	No.	No.	No.	No.	No.	No.	Dollars.	No.	Dollars.	No.	Lbs.	Galls.	Dollars.	Lbs.	Lbs.	Cords.	Dollars.
76	77	78	79	80	81	82	83	84	85	86	87	88	89	90	91	92	93	94	95	96	97	98	99	100
1																								
2																								
3			40					2	100	100				40										
4			25																					
5			20						75															
6																								
7			25					3																
8			10						20	30				9										
9																								
10			40						100	300				90										

B

[7–306.]

Received July 30, 1880

C.

Page No. 15
Supervisor's Dist: No. 7
Enumeration Dist: No. 131

NOTE A.—The light dotted perpendicular lines, which divide the spaces intended for numbers on this Schedule, are intended to separate the units, tens, &c., from each other, and the Enumerator should be careful that the figures are written within the small spaces so formed, thus: | | 7 | 4 |, the units | 4 | 2 | 1 |, in the right-hand small spaces. | | 3 | 9 |

NOTE B.—Make an affirmative entry by a slanting line (thus /) in one of the three columns 2, 3, and 4, according as the fact is in the case of each farm—in column 2, if the occupier is the owner of the farm; in column 3, if he is the tenant at a fixed money rental; in column 4, if he conducts it for a share of the product.

NOTE C.—Enumerators will observe that there are 100 questions relating to each farm, which are arranged in four successive divisions of each schedule page.

SCHEDULE 2.—Productions of Agriculture in Polk Township in the County of Ray, State of Missouri

enumerated by me on the 14 day of June, 1880. John A. Buchanan, *Enumerator.*

OF THE PERSON WHO CONDUCTS THIS FARM.				ACRES OF LAND.				FARM VALUES.			FENCES.		LABOR.			GRASS LANDS.						
	TENURE.			IMPROVED.		UNIMPROVED.										ACREAGE 1879.		PRODUCTS HARVESTED IN 1879.				
THE NAME.	Owner.	Rents for fixed money rental.	Rents for shares of products.	Tilled, including fallow and grass in rotation, (whether pasture or meadow.)	Permanent meadows, permanent pastures, orchards, vineyards.	Woodland and forest.	Other unimproved, including "old fields" not growing wood.	Of farm, including land, fences, and buildings.	Of farming implements and machinery.	Of Live Stock.	Cost of building and repairing in 1879.	Cost of fertilizers purchased in 1879.	Amount paid for wages for farm labor during 1879, including value of board.	Weeks hired labor in 1879 upon farm (and dairy) excluding house-work.	Estimated value of all farm productions (sold, consumed, or on hand) for 1879.	Mown.	Not Mown.	Hay.	Clover Seed.	Grass Seed.	Horses of all ages on hand June 1, 1880.	Mules and Asses, all ages, on hand June 1, 1880.
	No.	No.	No.	No.	No.	No.	No.	Dollars.	Dollars.	Dollars.	Dollars.	Dollars.	Dollars.	No.	Dollars.	Acres.	Acres.	Tons.	Bushels.	Bushels.	No.	No.
1	2	3	4	5	6	7	8	9	10	11	12	13	14	15	16	17	18	19	20	21	22	23
1 Anderson James		/		35		40		800	30	130					375						2	
2 John D James			/	25		135		800	50	340					351						4	1
3 Thomas Crowley	/			70	245	82		8340	200	4418			150	28	557	45	220	30			4	5
4 John Clevenger	/			40	40	4		840	40	320			30	8	321		40				2	
5 Toby Cobb			/	118				2300		850											6	
6 Phil Williams			/	25						175					300						2	1
7 Robert W Hunter	/			80	80			4800	250	3470			200	50	850	60	20	30			6	4
8 Joseph L Ripley	/			35	95	90		4500	350	2176			150	25	540	40	55	05			9	7
9 Andrew J Greenwall	/			60	20	40		1200	120	650					625		20				8	
10 Samuel Stinson	/			70	10	70		3000	250	650			75	12	565	35	10	5			5	

NEAT CATTLE AND THEIR PRODUCTS.											SHEEP.									SWINE.	POULTRY ON HAND JUNE 1st, 1880, EXCLUSIVE OF SPRING HATCHING.		EGGS PRODUCED IN 1879.
ON HAND JUNE 1, 1880.			MOVEMENT, 1879.								MOVEMENT, 1879.								CLIP, SPRING 1880, SHORN AND TO BE SHORN.					
				Cattle of all ages									Sheep and lambs										
Working oxen.	Milch cows.	Other.	Calves dropped.	Purchased.	Sold living.	Slaughtered.	Died, strayed, and stolen, and not recovered.	Milk sold, or sent to butter and cheese factories in 1879.	Butter made on the farm in 1879.	Cheese made on the farm in 1879.	On hand June 1, 1880.	Lambs dropped.	Purchased.	Sold living.	Slaughtered.	Killed by dogs.	Died of disease.	Died of stress of weather.	Fleeces.	Weight.	On hand June 1, 1880.	Barn-yard.	Other.	
No.	No.	No.	No.	No.	No.	No.	No.	Gallons.	Lbs.	Lbs.	No.	No.	No.	No.	No.	No.	No.	No.	No.	Lbs.	No.	No.	No.	Doz.
24	25	26	27	28	29	30	31	32	33	34	35	36	37	38	39	40	41	42	43	44	45	46	47	48
1																								
2	5		3		6				300												18	125		60
3	7	84	5						500		16	8	8	34	1				5	32	16	100		75
4	2		2						175		17	8		3					9	50	70	100		100
5	1		1						100										8	60	28	200		175
6	1		1						100												28			
7	8	51	5	25	22				500												8	15		12
8	4	21	3	15	2	1	1		500		66	26							35	200	120	200		250
9	5	3	4		1				300												60	200		200
10	3	6	2		7				200												50	100		100
																					15	125		125

CEREALS.												PULSE.		FIBER.						SUGAR.						BROOM CORN. 1879.	
BARLEY. 1879.		BUCKWHEAT. 1879.		INDIAN CORN. 1879.		OATS. 1879.		RYE. 1879.		WHEAT. 1879.				FLAX—1879.				HEMP.		SORGHUM—1879.			MAPLE—1879.				
Area.	Crop.	Area.	Crop.	Area.	Crop.	Area.	Crop.	Area.	Crop.	Area.	Crop.	Canada Peas, (Dry.) in 1879.	Beans, (Dry.) in 1879.	Area in Crop.	Seed.	Straw.	Fiber.			Area in Crop.	Sugar.	Molasses.	Sugar.	Molasses.			
Acres.	Bush.	Acres.	Bush.	Acres.	Bush.	Acres.	Bush.	Acres.	Bush.	Acres.	Bush.	Bush.	Bush.	Acres.	Bush.	Tons.	Lbs.	Acs.	Tns.	Acres.	Lbs.	Galls.	Lbs.	Galls.	Acs.	Lbs.
49	50	51	52	53	54	55	56	57	58	59	60	61	62	63	64	65	66	67	68	69	70	71	72	73	74	75
1																										
2				20	1000	4	100			7	32											20				
3				45	1800	5	125													1/2		30				
4				25	1000	4	100																			
5																										
6				28	1200																					
7				75	3000																					
8				40	1600																					
9				50	2000	15	300			6	14									1 1/2		18				
10				40	2000																					

HOPS. 1879.		POTATOES, (Irish.) 1879.		POTATOES, (Sweet.) 1879.		TOBACCO. 1879.		ORCHARDS—1879.						Total value of orchard products of all kinds sold or consumed.	NURSERIES.		VINEYARDS.			MARKET GARDENS.	BEES—1879.		FOREST PRODUCTS.	
								APPLE.			PEACH.													
Area.	Crop.	Area.	Crop.	Area.	Crop.	Area.	Crop.	Acres.	Bearing trees.	Bushels. 1879.	Acres.	Bearing trees.	Bushels. 1879.		Acres.	Value of produce sold in 1879.	Acres.	Grapes sold in 1879.	Wine made in 1879.	Value of produce sold in 1879.	Honey.	Wax.	Amount of wood cut in 1879.	Value of all forest products sold or consumed in 1879.
Acres.	Lbs.	Acres.	Bush.	Acres.	Bush.	Acres.	Lbs.	No.	No.	No.	No.	No.	No.	Dollars.	No.	Dollars.	No.	Lbs.	Galls.	Dollars.	Lbs.	Lbs.	Cords.	Dollars.
76	77	78	79	80	81	82	83	84	85	86	87	88	89	90	91	92	93	94	95	96	97	98	99	100
1																								
2																								
3			20		10			1	40	40		25		12										
4			10		8																			
5																								
6		2		1/2																				
7			100		7																			
8			35					3	120	30	1	75		9										
9			40		10			1	50	40				12										
10			75					1	70	20				6										

B

D.

[7—306.]

Page No. 16
Supervisor's Dist: No. 7
Enumeration Dist: No. 131

NOTE A.—The light dotted perpendicular lines, which divide the spaces intended for numbers on this Schedule, are intended to separate the units, tens, &c., from each other, and the Enumerator should be careful that the figures are written within the small spaces so formed, thus: | | 7 | 4 |, the units in the right-hand small spaces. | | 4 | 2 | 1 | | | 3 | 9 |

NOTE B.—Make an affirmative entry by a slanting line (thus /) in one of the three columns 2, 3, and 4, according as the fact is in the case of each farm—in column 2, if the occupier is the owner of the farm; in column 3, if he is the tenant at a fixed money rental; in column 4, if he conducts it for a share of the product.

NOTE C.—Enumerators will observe that there are 100 questions relating to each farm, which are arranged in four successive divisions of each schedule page.

SCHEDULE 2.—Productions of Agriculture in Polk Township in the County of Ray, State of Missouri

enumerated by me on the 15 day of June, 1880. John A Buchanan, *Enumerator.*

OF THE PERSON WHO CONDUCTS THIS FARM.				ACRES OF LAND.				FARM VALUES.			FENCES.		LABOR.			GRASS LANDS.						
	TENURE.			IMPROVED.		UNIMPROVED.										ACREAGE 1879.		PRODUCTS HARVESTED IN 1879.				
THE NAME.	Owner.	Rents for fixed money rental.	Rents for shares of products.	Tilled, including fallow and grass in rotation, (whether pasture or meadow.)	Permanent meadows, permanent pastures, orchards, vineyards.	Woodland and forest.	Other unimproved, including "old fields" not growing wood.	Of farm, including land, fences, and buildings.	Of farming implements and machinery.	Of Live Stock.	Cost of building and repairing in 1879.	Cost of fertilizers purchased in 1879.	Amount paid for wages for farm labor during 1879, including value of board.	Weeks hired labor in 1879 upon farm (and dairy) excluding house-work	Estimated value of all farm productions (sold, consumed, or on hand) for 1879.	Mown.	Not Mown.	Hay.	Clover Seed.	Grass Seed.	Horses of all ages on hand June 1, 1880.	Mules and Asses, all ages, on hand June 1, 1880.
				No.	No.	No.	No.	Dollars.	Dollars.	Dollars.	Dollars.	Dollars.	Dollars.	No.	Dollars.	Acres.	Acres.	Tons.	Bushels.	Bushels.	No.	No.
1	2	3	4	5	6	7	8	9	10	11	12	13	14	15	16	17	18	19	20	21	22	23
1 Andrew Smith	1			75	260	114		10000	300	1985			70		880	100	160	50			9	
2 George Robeson			1	30				600	20	125					250						2	
3 Richard John	1			12	16	35		400	80	475					345	10	6	10			4	
4 Samuel Robeson			1	35				700		200					60						1	
5 Joseph McCullough	1			21		14		600	40	425					225						2	1
6 Richard H. Babcock	1			70		75		3600	200	1580			200		550	35	50	15			6	1
7 Charley Stockwell			1	40				800	30	200					300							2
8 Elbert McCullough			1	40		[illegible]		800	100	450					600						5	
9 Thomas Petty			1	16		24		400	40	160					170							2
10 James B Norman	1			15		20		300	35	250					200						2	

NEAT CATTLE AND THEIR PRODUCTS.											SHEEP.										SWINE.	POULTRY ON HAND JUNE 1ST, 1880, EXCLUSIVE OF SPRING HATCHING.		EGGS PRODUCED IN 1879.
ON HAND JUNE 1, 1880.			MOVEMENT, 1879.					MILK sold, or sent to but ter and cheese factories in 1879.	Butter made on the farm in 1879.	Cheese made on the farm in 1879.	On hand June 1, 1880.	MOVEMENT, 1879.							CLIP, SPRING 1880, SHORN AND TO BE SHORN.		On hand June 1, 1880.			
			Cattle of all ages									Lambs dropped.	Sheep and lambs						Fleeces.	Weight.		Barn-yard.	Other.	
Working oxen.	Milch cows.	Other.	Calves dropped.	Purchased.	Sold living.	Slaughtered.	Died, strayed, and stolen, and not recovered.						Purchased.	Sold living.	Slaughtered.	Killed by dogs.	Died of disease.	Died of stress of weather.						
No.	No.	No.	No.	No.	No.	No.	No.	Gallons.	Lbs.	Lbs.	No.	No.	No.	No.	No.	No.	No.	No.	No.	Lbs.	No.	No.	No.	Doz.
24	25	26	27	28	29	30	31	32	33	34	35	36	37	38	39	40	41	42	43	44	45	46	47	48
1	12	45	3		9	1			700												50	100		125
2		1																						
3	3	4	3		2	5			250												20	60		150
4	2		1		2				175												30	20		50
5	4	8	3						250		13	6							9	50	9	150		180
6	6	10	2	12	16				400												120	150		75
7																								
8	3		1		2																48	200		125
9																					1	100		20
10	2		1																		11			

CEREALS.												PULSE.		FIBER.						SUGAR.					BROOM CORN.	
BARLEY. 1879.		BUCKWHEAT. 1879.		INDIAN CORN. 1879.		OATS. 1879.		RYE. 1879.		WHEAT. 1879.				FLAX—1879.				HEMP.		SORGHUM—1879.			MAPLE—1879.			
Area.	Crop.	Area.	Crop.	Area.	Crop.	Area.	Crop.	Area.	Crop.	Area.	Crop.	Canada Peas, (Dry.) in 1879.	Beans, (Dry.) in 1879.	Area in Crop.	Seed.	Straw.	Fiber.			Area in Crop.	Sugar.	Molasses.	Sugar.	Molasses.	1879.	
Acres.	Bush.	Acres.	Bush.	Acres.	Bush.	Acres.	Bush.	Acres.	Bush.	Acres.	Bush.	Bush.	Bush.	Acres.	Bush.	Tons.	Lbs.	Acs.	Tns.	Acres	Lbs.	Galls.	Lbs.	Galls.	Acs.	Lbs.
49	50	51	52	53	54	55	56	57	58	59	60	61	62	63	64	65	66	67	68	69	70	71	72	73	74	75
1				40	1500	15	300			3	45															
2				25	1000																					
3				25	1200	12	300															35				
4										13	20											65				
5				16	640															3		30				
6				60	3000																					
7				40	1200																	70				
8				40	2000	15	100															100				
9				16	640																					
10				15	750																					

HOPS. 1879.		POTATOES. (Irish.) 1879.		POTATOES. (Sweet.) 1879.		TOBACCO. 1879.		ORCHARDS—1879.						NURSERIES.		VINEYARDS.			MARKET GARDENS.	BEES—1879.		FOREST PRODUCTS.	
								APPLE.			PEACH.												
Area.	Crop.	Area.	Crop.	Area.	Crop.	Area.	Crop.	Acres.	Bearing trees.	Bushels. 1879.	Acres.	Bearing trees.	Bushels. 1879.	Total value of orchard products of all kinds sold or consumed.	Acres.	Value of produce sold in 1879.	Acres.	Grapes sold in 1879.	Wine made in 1879.	Value of produce sold in 1879.	Honey.	Wax.	Amount of wood cut in 1879.	Value of all forest products sold or consumed in 1879.
Acres.	Lbs.	Acres.	Bush.	Acres.	Bush.	Acres.	Lbs.	No.	No.	No.	No.	No.	No.	Dollars.	No.	Dollars.	No.	Lbs.	Galls.	Dollars.	Lbs.	Lbs.	Cords.	Dollars.
76	77	78	79	80	81	82	83	84	85	86	87	88	89	90	91	92	93	94	95	96	97	98	99	100
1			10					2	100	10		12		3										
2																								
3									20	10		12		3										
4																								
5			50																					
6								2	100	20	1	75		8										
7																								
8																								
9			10																					
10																								

[7–306.]

Received July 30, 1880

A.

Page No. 17
Supervisor's Dist: No. 7
Enumeration Dist: No. 131

NOTE A.—The light dotted perpendicular lines, which divide the spaces intended for numbers on this Schedule, are intended to separate the units, tens, &c., from each other, and the Enumerator should be careful that the figures are written within the small spaces so formed, thus: | | 7 | 4 |, the units in the right-hand small spaces. | | 4 | 2 | 1 | | | 3 | 9 |

NOTE B.—Make an affirmative entry by a slanting line (thus /) in one of the three columns 2, 3, and 4, according as the fact is in the case of each farm—in column 2, if the occupier is the owner of the farm; in column 3, if he is the tenant at a fixed money rental; in column 4, if he conducts it for a share of the product.

NOTE C.—Enumerators will observe that there are 100 questions relating to each farm, which are arranged in four successive divisions of each schedule page.

SCHEDULE 2.—Productions of Agriculture in _____ in the County of _____, State of _____

enumerated by me on the _____ day of June, 1880.

_____
Enumerator.

OF THE PERSON WHO CONDUCTS THIS FARM.				ACRES OF LAND.				FARM VALUES.			FENCES.		LABOR.			GRASS LANDS.						
	TENURE.			IMPROVED.		UNIMPROVED.										ACREAGE 1879.		PRODUCTS HARVESTED IN 1879.				
THE NAME.	Owner.	Rents for fixed money rental.	Rents for shares of products.	Tilled, including fallow and grass in rotation, (whether pasture or meadow.)	Permanent meadows, permanent pastures, orchards, vineyards.	Woodland and forest.	Other unimproved, including "old fields" not growing wood.	Of farm, including land, fences, and buildings.	Of farming implements and machinery.	Of Live Stock.	Cost of building and repairing in 1879.	Cost of fertilizers purchased in 1879.	Amount paid for wages for farm labor during 1879, including value of board.	Weeks hired labor in 1879 upon farm, (and dairy) exclusive of house-work.	Estimated value of all farm productions (sold, consumed, or on hand) for 1879.	Mown.	Not Mown.	Hay.	Clover Seed.	Grass Seed.	Horses of all ages on hand June 1, 1880.	Mules and Asses, all ages, on hand June 1, 1880.
				No.	No.	No.	No.	Dollars.	Dollars.	Dollars.	Dollars.	Dollars.	Dollars.	No.	Dollars.	Acres.	Acres.	Tons.	Bushels.	Bushels.	No.	No.
	2	3	4	5	6	7	8	9	10	11	12	13	14	15	16	17	18	19	20	21	22	23
1 William Chatkin			1	10				200	10	80					30							
2 William Crowley	1			65	75	70		4000	250	2013	190		180	30	675	20	55	5			6	10
3 Heiram Crowley	1			5	80	105		4000	80	375					175	20	60	12			3	1
4 Gryffin Pringer	1		1	60	8	72		2000	75	425					420	6	2	6			2	
5 Dorothy C Perkins	1			37	25	70		2400	100	488					860	5		8			5	
6 Joseph K Luther	1			60	60	52		3440	175	1750			130	20	900	25	35	15			4	
7 David Bennet			1	25				500		100											1	1
8 Ralph Luther	1			50		67		1600	20	225	100				450	10	2	10			4	
9 Stephen Lewis	1			30					15	250					160						2	
10 Marion H Allen	1	1		75	85	20		3600	150	1400			30		1100	25	60	25			6	4

NEAT CATTLE AND THEIR PRODUCTS.											SHEEP.										SWINE.	POULTRY ON HAND JUNE 1st, 1880, EXCLUSIVE OF SPRING HATCHING.		
ON HAND JUNE 1, 1880.			MOVEMENT, 1879.								ON HAND JUNE 1, 1880.	MOVEMENT, 1879.							CLIP, SPRING 1880, SHORN AND TO BE SHORN.		ON HAND JUNE 1, 1880.			
			Calves dropped	Cattle of all ages			Died, strayed, and stolen and not recovered.	Milk sold, or sent to butter and cheese factories in 1879.	Butter made on the farm in 1879.	Cheese made on the farm in 1879.		Lambs dropped.	Sheep and lambs						Fleeces.	Weight.		Barnyard.	Other.	Eggs produced in 1879.
Working oxen.	Milch cows.	Other.		Purchased.	Sold living.	Slaughtered.							Purchased.	Sold living.	Slaughtered.	Killed by dogs.	Died of disease.	Died of stress of weather.						
No.	No.	No.	No.	No.	No.	No.	No.	Gallons.	Lbs.	Lbs.	No.	No.	No.	No.	No.	No.	No.	No.	No.	Lbs.	No.	No.	No.	Doz.
24	25	26	27	28	29	30	31	32	33	34	35	36	37	38	39	40	41	42	43	44	45	46	47	48
1	1		1						100												20	100		40
2	4	29	2	18	8				400	-											48	200		125
3	3	8	1						200												12	25		60
4	5		2						300												38	400		400
5	4	7	4	2	1				350												17	150		150
6	7	18	6						300												130	40		
7	1		1						75												2	40		20
8																								
9	2		2						200												16	200		125
10	3	8	3						250												100	250		275

CEREALS.												PULSE.		FIBER.						SUGAR.						BROOM CORN.	
BARLEY. 1879.		BUCKWHEAT. 1879.		INDIAN CORN. 1879.		OATS. 1879.		RYE. 1879.		WHEAT 1879.				FLAX—1879.				HEMP.		SORGHUM—1879.			MAPLE—1879.				
Area.	Crop.	Area.	Crop.	Area.	Crop.	Area.	Crop.	Area.	Crop.	Area.	Crop.	Canada Peas, (Dry,) in 1879.	Beans, (Dry,) in 1879.	Area in Crop.	Seed.	Straw.	Fiber.			Area in Crop.	Sugar.	Molasses.	Sugar.	Molasses.		Area.	Crop.
Acres.	Bush.	Acres.	Bush.	Acres.	Bush.	Acres.	Bush.	Acres.	Bush.	Acres.	Bush.	Bush.	Bush.	Acres.	Bush.	Tons.	Lbs.	Acs.	Tns.	Acres.	Lbs.	Galls.	Lbs.	Galls.		Acs.	Lbs.
49	50	51	52	53	54	55	56	57	58	59	60	61	62	63	64	65	66	67	68	69	70	71	72	73		74	75
										10	16																
				30	2000					8	22																
				10	460																						
				25	1000																	100					
				25	1000															1							
				60	3000																	50					
				2	100	1																					
				40	1200																						
				10	200	40	800															30					
				60	3000	12	400			7	60									1		120					

HOPS. 1879.		POTATOES, (Irish.) 1879.		POTATOES, (Sweet.) 1879.		TOBACCO. 1879.		ORCHARDS—1879.						Total value of orchard products of all kinds sold or consumed.	NURSERIES.		VINEYARDS.			MARKET GARDENS.	BEES—1879.		FOREST PRODUCTS.	
								APPLE.			PEACH.													
Area.	Crop.	Area.	Crop.	Area.	Crop.	Area.	Crop.	Acres.	Bearing trees.	Bushels. 1879.	Acres.	Bearing trees.	Bushels. 1879.		Acres.	Value of produce sold in 1879.	Acres.	Grapes sold in 1879.	Wine made in 1879.	Value of produce sold in 1879.	Honey.	Wax.	Amount of wood cut in 1879.	Value of all forest products sold or consumed in 1879.
Acres.	Lbs.	Acres.	Bush.	Acres.	Bush.	Acres.	Lbs.	No.	No.	No.	No.	No.	No.	Dollars.	No.	Dollars.	No.	Lbs.	Galls.	Dollars.	Lbs.	Lbs.	Cords.	Dollars.
76	77	78	79	80	81	82	83	84	85	86	87	88	89	90	91	92	93	94	95	96	97	98	99	100
			20																					
			60					5	200	400		40		120										
			50					1	27	50				15										
			20					2	75	200	3	30		60										
		2	30					1	40	50				15										
			30					3	125	50		140		20										
			20						40	50				15										

B.

[7–306.]

Page No. 18
Supervisor's Dist: No. 7
Enumeration Dist: No. 131

NOTE A.—The light dotted perpendicular lines, which divide the spaces intended for numbers on this Schedule, are intended to separate the units, tens, &c., from each other, and the Enumerator should be careful that the figures are written within the small spaces so formed, thus: 7|4, the units in the right-hand small spaces. 4|2|1 3|9

NOTE B.—Make an affirmative entry by a slanting line (thus /) in one of the three columns 2, 3, and 4, according as the fact is in the case of each farm—in column 2, if the occupier is the owner of the farm; in column 3, if he is the tenant at a fixed money rental; in column 4, if he conducts it for a share of the product.

NOTE C.—Enumerators will observe that there are 100 questions relating to each farm, which are arranged in four successive divisions of each schedule page.

SCHEDULE 2.—Productions of Agriculture in Polk Township in the County of Ray, State of Missouri

enumerated by me on the 16 day of June, 1880. John A Buchanan, *Enumerator.*

OF THE PERSON WHO CONDUCTS THIS FARM.				ACRES OF LAND.				FARM VALUES.			FENCES.		LABOR.			GRASS LANDS.						
	TENURE.			IMPROVED.		UNIMPROVED.										ACREAGE 1879.		PRODUCTS HARVESTED IN 1879.				
THE NAME.	Owner.	Rents for fixed money rental.	Rents for shares of products.	Tilled, including fallow and grass in rotation, (whether pasture or meadow.)	Permanent meadows, permanent pastures, orchards, vineyards.	Woodland and forest.	Other unimproved, including "old fields" not growing wood.	Of farm, including land, fences, and buildings.	Of farming implements and machinery.	Of Live Stock.	Cost of building and repairing in 1879.	Cost of fertilizers purchased in 1879.	Amount paid for wages for farm labor during 1879, including value of board.	Weeks hired labor in 1879 upon farm (and dairy) excluding house-work.	Estimated value of all farm productions (sold, consumed, or on hand) for 1879.	Mown.	Not Mown.	Hay.	Clover Seed.	Grass Seed.	Horses of all ages on hand June 1, 1880.	Mules and Asses, all ages, on hand June 1, 1880.
				No.	No.	No.	No.	Dollars.	Dollars.	Dollars.	Dollars.	Dollars.	Dollars.	No.	Dollars.	Acres.	Acres.	Tons.	Bushels.	Bushels.	No.	No.
1	2	3	4	5	6	7	8	9	10	11	12	13	14	15	16	17	18	19	20	21	22	23
1 Benjamin F. Allen	/			130	10	36		5000	150	7728			225	36	850						3	3
2 Edward Asher			/		30	30		750	50	149					275						3	2
3 Allen W. Peterman	/			70	62	28		2840	75	820					335	12	30	5			8	2
4 William Pryor	/			40	22	64		1800	75	700			30		305	10	12	4			4	2
5 Cyrus Martin	/			20	5	15		400	20	210					235		5				3	2
6 McCown Goodloe			/	40		40		1200	50	320					390						2	
7 Hezekiah Julian	/		/	120	25	12		3800	80	1100			90		1295		25				2	3
8 William K. Reese	/			80	200	117		7900	250	1695				375	1990	70	130	16			8	3
9 James Crowley			/	40				800	40	210					220							
10 G. Rufus Cunningham	/			80		36		1250	40	470					260	12	12	8			3	2

NEAT CATTLE AND THEIR PRODUCTS.											SHEEP.										SWINE.	POULTRY ON HAND JUNE 1ST, 1880, EXCLUSIVE OF SPRING HATCHING.		
ON HAND JUNE 1, 1880.			MOVEMENT, 1879.									MOVEMENT, 1879.							CLIP, SPRING 1880, SHORN AND TO BE SHORN.						
			Cattle of all ages					Milk sold, or sent to butter and cheese factories in 1879.	Butter made on the farm in 1879.	Cheese made on the farm in 1879.		Lambs dropped.	Sheep and lambs									On hand June 1, 1880.	Barn-yard.	Other.
Working oxen.	Milch cows.	Other.	Calves dropped.	Purchased.	Sold living.	Slaughtered.	Died, strayed, and stolen, and not recovered.				On hand June 1, 1880.		Purchased.	Sold living.	Slaughtered.	Killed by dogs.	Died of disease.	Died of stress of weather.	Fleeces.	Weight.				
No.	No.	No.	No.	No.	No.	No.	No.	Gallons.	Lbs.	Lbs.	No.	No.	No.	No.	No.	No.	No.	No.	No.	Lbs.	No.	No.	No.	Doz.
24	25	26	27	28	29	30	31	32	33	34	35	36	37	38	39	40	41	42	43	44	45	46	47	48
1	3	3							300		16	7		141	3		6		16	102	27	25		100
1		1							75												2	10		15
6	8	5			1	1			500												45	130		225
4	4	1							280		23	5									48	40		100
2	2	1							175		33	8							33	200	21	40		40
2	1	1							125												11	40		25
4	3	3							300												15	150		140
9	13	8	12	20	1				600		7		7	13							100	250		200
1		1							75												4	25		
6	2	4							300												8	200		100

CEREALS.												PULSE.		FIBER.						SUGAR.					BROOM CORN. 1879.	
BARLEY. 1879.		BUCKWHEAT. 1879.		INDIAN CORN. 1879.		OATS. 1879.		RYE. 1879.		WHEAT. 1879.				FLAX—1879.				HEMP.		SORGHUM—1879.			MAPLE—1879.			
Area.	Crop.	Area.	Crop.	Area.	Crop.	Area.	Crop.	Area.	Crop.	Area.	Crop.	Canada Peas. (Dry.) in 1879.	Beans. (Dry.) in 1879.	Area in Crop.	Seed.	Straw.	Fiber.			Area in Crop.	Sugar.	Molasses.	Sugar.	Molasses.		
Acres.	Bush.	Acres.	Bush.	Acres.	Bush.	Acres.	Bush.	Acres.	Bush.	Acres.	Bush.	Bush.	Bush.	Acres.	Bush.	Tons.	Lbs.	Acs.	Tns.	Acres.	Lbs.	Galls.	Lbs.	Galls.	Acs.	Lbs.
49	50	51	52	53	54	55	56	57	58	59	60	61	62	63	64	65	66	67	68	69	70	71	72	73	74	75
1				68	2720					17	109															
2				70	1000															4		30				
3				90	1800															1/2		100				
4				35	1400					7	60									4		140				
5				20	800															2						
6				40	1800																					
7				81	2000	40	1200																			
8				85	6800															1/2		75				
9				15	600	8	250																			
10				20	700																					

HOPS. 1879.		POTATOES, (Irish.) 1879.		POTATOES, (Sweet.) 1879.		TOBACCO. 1879.		ORCHARDS—1879.							NURSERIES.		VINEYARDS.			MARKET GARDENS.	BEES—1879.		FOREST PRODUCTS.	
								APPLE.			PEACH.			Total value of orchard products of all kinds sold or consumed.											
Area.	Crop.	Area.	Crop.	Area.	Crop.	Area.	Crop.	Acres.	Bearing trees.	Bushels. 1879.	Acres.	Bearing trees.	Bushels. 1879.		Acres.	Value of produce sold in 1879.	Acres.	Grapes sold in 1879.	Wine made in 1879.	Value of produce sold in 1879.	Honey.	Wax.	Amount of wood cut in 1879.	Value of all forest products sold or consumed in 1879.
Acres.	Lbs.	Acres.	Bush.	Acres.	Bush.	Acres.	Lbs.	No.	No.	No.	No.	No.	No.	Dollars.	No.	Dollars.	No.	Lbs.	Galls.	Dollars.	Lbs.	Lbs.	Cords.	Dollars.
76	77	78	79	80	81	82	83	84	85	86	87	88	89	90	91	92	93	94	95	96	97	98	99	100
			23					1	63		1	75												
			20					1	59	21				6										
			20		3				18	10	1	30		3										
			23					1	40	3	1	40		2										
			24																					
			25					1	20		2	70												
			20					1	57	30				9										
			20																					
			15						3															

[7–306.]

Received July 30, 1880 C.

Page No. 19
Supervisor's Dist: No. 7
Enumeration Dist: No. 131

NOTE A.—The light dotted perpendicular lines, which divide the spaces intended for numbers on this Schedule, are intended to separate the units, tens, &c., from each other, and the Enumerator should be careful that the figures are written within the small spaces so formed, thus: | 7 | 4 |, the units | 4 | 2 | 1 | in the right-hand small spaces. | 3 | 9 |

NOTE B.—Make an affirmative entry by a slanting line (thus /) in one of the three columns 2, 3, and 4, according as the fact is in the case of each farm—in column 2, if the occupier is the owner of the farm; in column 3, if he is the tenant at a fixed money rental; in column 4, if he conducts it for a share of the product.

NOTE C.—Enumerators will observe that there are 100 questions relating to each farm, which are arranged in four successive divisions of each schedule page.

SCHEDULE 2.—Productions of Agriculture in Polk Township in the County of Ray, State of Missouri

enumerated by me on the 17 day of June, 1880.

John A. Buchanan
Enumerator.

OF THE PERSON WHO CONDUCTS THIS FARM.				ACRES OF LAND.				FARM VALUES.			FENCES.		LABOR.			GRASS LANDS.						
	TENURE.			IMPROVED.		UNIMPROVED.										ACREAGE 1879.		PRODUCTS HARVESTED IN 1879.				
THE NAME.	Owners.	Rents for fixed money rental.	Rents for shares of products.	Tilled, including fallow and grass in rotation, (whether pasture or meadow.)	Permanent meadows, permanent pasturage, orchards, vineyards.	Woodland and forest.	Other unimproved, including "old fields" not growing wood.	Of farm, including land, fences, and buildings.	Of farming implements and machinery.	Of Live Stock.	Cost of building and repairing in 1879.	Cost of fertilizers purchased in 1879.	Amount paid for wages for farm labor during 1879, including value of board.	Weeks hired labor in 1879 upon farm and dairy) excluding house-work.	Estimated value of all farm productions (sold, consumed, or on hand) for 1879.	Mown.	Not Mown.	Hay.	Clover Seed.	Grass Seed.	Horses of all ages on hand June 1, 1880.	Mules and Asses, all ages, on hand June 1, 1880.
				No.	No.	No.	No.	Dollars.	Dollars.	Dollars.	Dollars.	Dollars.	Dollars.	No.	Dollars.	Acres.	Acres.	Tons.	Bushels.	Bushels.	No.	No.
1	2	3	4	5	6	7	8	9	10	11	12	13	14	15	16	17	18	19	20	21	22	23
1 James Ross.			/	20				500	35	225					45							
2 Jackson Crowley	/			70	24	40		3250	60	829					605		20				3	2
3 Levi Payne	/			40	40	40		1800		360					210						3	2
4 Zaccheus Green			/	40				600	100	240					338						2	
5 Reuben M. Crossley	/			50	30	20		1500	100	440					655						4	4
6 Garner Bincy	/			45	15	20		800	25	318					628		15				3	
7 Hardy Holdeman	/			60	24	100		1800	30	225					500		20				3	1
8 Lee Colyan	/			60	40			1400	25	390					280						2	3
9 Frederick Holman	/			40	10	25		800	25	250					320						3	1
10 William Mosely	/			100		87		2400	150	863			150	25	340	8	45	25			6	2

NEAT CATTLE AND THEIR PRODUCTS.

ON HAND JUNE 1, 1880.			MOVEMENT, 1879.							
			Cattle of all ages							
Working oxen.	Milch cows.	Other.	Calves dropped.	Purchased.	Sold living.	Slaughtered.	Died, strayed, sold stolen, and not recovered.	Milk sold, or sent to butter and cheese factories in 1879.	Butter made on the farm in 1879.	Cheese made on the farm in 1879.
No.	No.	No.	No.	No.	No.	No.	No.	Gallons.	Lbs.	Lbs.
24	25	26	27	28	29	30	31	32	33	34
	2		2						250	
	6	1	7		5				500	
	3	2	2		2				250	
	1								100	
	3		1						200	
	2		1						175	
	2	3	1						150	
	3	1	1		10				225	
	2		1		5				140	
	6	3	3						500	

SHEEP.

On hand June 1, 1880.	MOVEMENT, 1879.							CLIP, SPRING 1880, SHORN AND TO BE SHORN.		SWINE.	POULTRY ON HAND JUNE 1ST, 1880, EXCLUSIVE OF SPRING HATCHING.		EGGS PRODUCED IN 1879.
	Lambs dropped.	Sheep and lambs						Fleeces.	Weight.	On hand June 1, 1880.	Barn-yard.	Other.	
		Purchased.	Sold living.	Slaughtered.	Killed by dogs.	Died of disease.	Died of stress of weather.						
No.	No.	No.	No.	No.	No.	No.	No.	No.	Lbs.	No.	No.	No.	Doz.
35	36	37	38	39	40	41	42	43	44	45	46	47	48
										2	100		175
17	3		15					13	102	39	300		300
18	2							7	50	14	350		225
										30	100		80
										12	125		90
										14	100		100
13	3							13	78	20	80		150
23	10							15	60	23	40		100
										29	100		60
4		3						1	6	35	400		375

CEREALS.

BARLEY. 1879.		BUCKWHEAT. 1879.		INDIAN CORN. 1879.		OATS. 1879.		RYE. 1879.		WHEAT. 1879.		PULSE.		FIBER.						SUGAR.					BROOM CORN. 1879.	
														FLAX—1879.				HEMP.		SORGHUM—1879.			MAPLE—1879.			
Area.	Crop.	Area.	Crop.	Area.	Crop.	Area.	Crop.	Area.	Crop.	Area.	Crop.	Canada Peas, (Dry.) in 1879.	Beans, (Dry.) in 1879.	Area in Crop.	Seed.	Straw.	Fiber.			Area in Crop.	Sugar.	Molasses.	Sugar.	Molasses.		
Acres.	Bush.	Acres.	Bush.	Acres.	Bush.	Acres.	Bush.	Acres.	Bush.	Acres.	Bush.	Bush.	Bush.	Acres.	Bush.	Tons.	Lbs.	Acres.	Tns.	Acres.	Lbs.	Galls.	Lbs.	Galls.	Acs.	Lbs.
49	50	51	52	53	54	55	56	57	58	59	60	61	62	63	64	65	66	67	68	69	70	71	72	73	74	75
				45	1300	5	130															45				
				15	600	6	230			3	28											25				
				30	1200																	20				
				50	2000	8	240															90				
				40	2000	8	400			9	20											100				
				35	1800	12	300			5	50															
				24	600	10	250			6	40											25				
				25	1000	10	200			6	40											25				
				30	800	14	400			6	44											35				

HOPS. 1879.		POTATOES, (Irish.) 1879.		POTATOES, (Sweet.) 1879.		TOBACCO. 1879.		ORCHARDS—1879.							NURSERIES.		VINEYARDS.			MARKET GARDENS.	BEES—1879.		FOREST PRODUCTS.	
								APPLE.			PEACH.			Total value of orchard products of all kinds sold or consumed.										
Area.	Crop.	Area.	Crop.	Area.	Crop.	Area.	Crop.	Acres.	Bearing trees.	Bushels. 1879.	Acres.	Bearing trees.	Bushels. 1879.		Acres.	Value of produce sold in 1879.	Acres.	Grapes sold in 1879.	Wine made in 1879.	Value of produce sold in 1879.	Honey.	Wax.	Amount of wood cut in 1879.	Value of all forest products sold or consumed in 1879.
Acres.	Lbs.	Acres.	Bush.	Acres.	Bush.	Acres.	Lbs.	No.	No.	No.	No.	No.	No.	Dollars.	No.	Dollars.	No.	Lbs.	Galls.	Dollars.	Lbs.	Lbs.	Cords.	Dollars.
76	77	78	79	80	81	82	83	84	85	86	87	88	89	90	91	92	93	94	95	96	97	98	99	100
			35																					
			30					2	80	10		4		3										
			10																					
			10																					
		1	20						25															
			30					2	80	25				3										
								2	75															
			25		5				25				10	3										

D.

[7—306.]

Page No. 20
Supervisor's Dist: No. 7
Enumeration Dist: No. 131

NOTE A.—The light dotted perpendicular lines, which divide the spaces intended for numbers on this Schedule, are intended to separate the units, tens, &c., from each other, and the Enumerator should be careful that the figures are written within the small spaces so formed, thus: 7|4, the units in the right-hand small spaces. 4|2|1 3|9

NOTE B.—Make an affirmative entry by a slanting line (thus /) in one of the three columns 2, 3, and 4, according as the fact is in the case of each farm—in column 2, if the occupier is the owner of the farm; in column 3, if he is the tenant at a fixed money rental; in column 4, if he conducts it for a share of the product.

NOTE C.—Enumerators will observe that there are 100 questions relating to each farm, which are arranged in four successive divisions of each schedule page.

SCHEDULE 2.—Productions of Agriculture in Polk Township in the County of Ray, State of Missouri

enumerated by me on the 17 & 18 day of June, 1880. John A Buchanan, *Enumerator.*

OF THE PERSON WHO CONDUCTS THIS FARM.				ACRES OF LAND.				FARM VALUES.			FENCES.		LABOR.			GRASS LANDS.						
	TENURE.			IMPROVED.		UNIMPROVED.										ACREAGE 1879.		PRODUCTS HARVESTED IN 1879.				
THE NAME.	Owner.	Rents for fixed money rental.	Rents for shares of products.	Tilled, including fallow and grass in rotation, (whether pasture or meadow.)	Permanent meadows, permanent pastures, orchards, vineyards.	Woodland and forest.	Other unimproved, including "old fields" not growing wood.	Of farm, including land, fences, and buildings.	Of farming implements and machinery.	Of Live Stock.	Cost of building and repairing in 1879.	Cost of fertilizers purchased in 1879.	Amount paid for wages for farm labor during 1879, including value of board.	Weeks hired labor in 1879 upon farm (and dairy) excluding house-work.	Estimated value of all farm productions (sold, consumed, or on hand) for 1879.	Mown.	Not Mown.	Hay.	Clover Seed.	Grass Seed.	Horses of all ages on hand June 1, 1880.	Mules and Asses, all ages, on hand June 1, 1880.
				No.	No.	No.	No.	Dollars.	Dollars.	Dollars.	Dollars.	Dollars.	Dollars.	No.	Dollars.	Acres.	Acres.	Tons.	Bushels.	Bushels.	No.	No.
1	2	3	4	5	6	7	8	9	10	11	12	13	14	15	16	17	18	19	20	21	22	23
1 Harrison Clevenger	1			60	80	20		1600	100	830					400		80				6	
2 Frank Snell	1			40	40			800	25	220	100				260		80				3	1
3 William F Potter	1			40	21			600	65	425	40				400						3	1
4 Thomas Hudson			1	35	5	40		1200	60	370					200						3	
5 William Stoakland	1			160	40	30		3500	150	680			30		540	15	22	10			3	2
6 William Sharp	1			3		7		200		40	100											
7 Clevenger Jaures	1			35	35			700	50	225					353		35				3	
8 George Cox	1			10		30		600	10	200					200						2	
9 Whitmel Carter	1			40		90		1300	40	295					265						3	
10 Dudley McKaul			1	12		38		700	40	210					110						2	

NEAT CATTLE AND THEIR PRODUCTS.											SHEEP.									SWINE.	POULTRY ON HAND JUNE 1ST, 1880, EXCLUSIVE OF SPRING HATCHING.		
ON HAND JUNE 1, 1880.			MOVEMENT, 1879.									MOVEMENT, 1879.							CLIP, SPRING 1880, SHORN AND TO BE SHORN.					
				Cattle of all ages									Sheep and lambs											
Working oxen.	Milch cows.	Other.	Calves dropped.	Purchased.	Sold living.	Slaughtered.	Died, strayed, and stolen, and not recovered.	Milk sold, or sent to butter and cheese factories in 1879.	Butter made on the farm in 1879.	Cheese made on the farm in 1879.	On hand June 1, 1880.	Lambs dropped.	Purchased.	Sold living.	Slaughtered.	Killed by dogs.	Died of disease.	Died of stress of weather.	Fleeces.	Weight.	On hand June 1, 1880.	Barn-yard.	Other.	Eggs PRODUCED IN 1879.
No.	No.	No.	No.	No.	No.	No.	No.	Gallons.	Lbs.	Lbs.	No.	No.	No.	No.	No.	No.	No.	No.	No.	Lbs.	No.	No.	No.	Doz.
24	25	26	27	28	29	30	31	32	33	34	35	36	37	38	39	40	41	42	43	44	45	46	47	48
1	3	2	1		1				500		25	10	1						15	60	35	300		300
2	1	1							150												7	200		
3	3	3	2						225												6	225		175
4	3	2	2						250												12	250		160
5	4	9	5	1	1	1			400		4								4	25	62	200		350
6	1								100												3			
7	1	1	1	1					100		14	5							9	25	24	200		75
8	2		2						200												10	100		180
9	2		1		2				150		1										4	200		75
10	1	2	1						75												14	40		30

CEREALS.										PULSE.		FIBER.					SUGAR.					BROOM CORN.	
BARLEY. 1879.		BUCKWHEAT. 1879.		INDIAN CORN. 1879.		OATS. 1879.		RYE. 1879.		WHEAT. 1879.		Canada Peas, (Dry.) in 1879.	Beans, (Dry.) in 1879.	FLAX—1879.				HEMP.		SORGHUM—1879.		MAPLE—1879.		1879.	
Area.	Crop.	Area.	Crop.	Area.	Crop.	Area.	Crop.	Area.	Crop.	Area.	Crop.			Area in Crop.	Seed.	Straw.	Fiber.			Area in Crop.	Sugar.	Molasses.	Sugar.	Molasses.		
Acres.	Bush.	Acres.	Bush.	Acres.	Bush.	Acres.	Bush.	Acres.	Bush.	Acres.	Bush.	Bush.	Bush.	Acres.	Bush.	Tons.	Lbs.	Acs.	Tns.	Acres.	Lbs.	Galls.	Lbs.	Galls.	Acs.	Lbs.
49	50	51	52	53	54	55	56	57	58	59	60	61	62	63	64	65	66	67	68	69	70	71	72	73	74	75
1				23	920	13	200			3	21											30				
2				20	600	8	150			5	37											30				
3				35	1500																	20				
4				35	1200																	25				
5				70	2800	10	200																			
6																										
7				22	1200	4	100															25				
8				10	500	2	60															35				
9				30	700	3	60			6	30											25				
10				12	360	1	25															20				

HOPS. 1879.		POTATOES, (Irish.) 1879.		POTATOES, (Sweet.) 1879.		TOBACCO. 1879.		ORCHARDS—1879.						NURSERIES.		VINEYARDS.			MARKET GARDENS.	BEES—1879.		FOREST PRODUCTS.	
								APPLE.			PEACH.												
Area.	Crop.	Area.	Crop.	Area.	Crop.	Area.	Crop.	Acres.	Bearing trees.	Bushels. 1879.	Acres.	Bearing trees.	Bushels. 1879.	Total value of orchard products of all kinds sold or consumed.	Acres.	Value of produce sold in 1879.	Acres.	Grapes sold in 1879.	Wine made in 1879.	Value of produce sold in 1879.	Honey.	Wax.	Amount of wood cut in 1879.	Value of all forest products sold or consumed in 1879.
Acres.	Lbs.	Acres.	Bush.	Acres.	Bush.	Acres.	Lbs.	No.	No.	No.	No.	No.	No.	Dollars.	No.	Dollars.	No.	Lbs.	Galls.	Dollars.	Lbs.	Lbs.	Cords.	Dollars.
76	77	78	79	80	81	82	83	84	85	86	87	88	89	90	91	92	93	94	95	96	97	98	99	100
1			25		30																			
2									1															
3			20																					
4			20					1	30	100				25										
5		1	20	1	5			2	100	40	1	50		10										
6																								
7																								
8			10		10																			
9			20		20			1	40	10				3										
10																								

[7–306.]

Received July 30, 1880 **A.**

Page No. 21
Supervisor's Dist: No. 7
Enumeration Dist: No. 131

NOTE A.—The light dotted perpendicular lines, which divide the spaces intended for numbers on this Schedule, are intended to separate the units, tens, &c., from each other, and the Enumerator should be careful that the figures are written within the small spaces so formed, thus: 7 4, the units in the right-hand small spaces. 4 2 1 3 9

NOTE B.—Make an affirmative entry by a slanting line (thus /) in one of the three columns 2, 3, and 4, according as the fact is in the case of each farm—in column 2, if the occupier is the owner of the farm; in column 3, if he is the tenant at a fixed money rental; in column 4, if he conducts it for a share of the product.

NOTE C.—Enumerators will observe that there are 100 questions relating to each farm, which are arranged in four successive divisions of each schedule page.

SCHEDULE 2.—Productions of Agriculture in Polk Township in the County of Ray, State of Missouri

enumerated by me on the 18 day of June, 1880. Joshua A. Buchanan, *Enumerator.*

OF THE PERSON WHO CONDUCTS THIS FARM.				ACRES OF LAND.				FARM VALUES.			FENCES.		LABOR.			GRASS LAND.						
	TENURE.			IMPROVED.		UNIMPROVED.										ACREAGE 1879.		PRODUCTS HARVESTED IN 1879.				
THE NAME.	Owner.	Rents for fixed money rental.	Rents for shares of products.	Tilled, including fallow and grass in rotation. (whether pasture or meadow.)	Permanent meadows, permanent pastures, orchards, vineyards.	Woodland and forest.	Other unimproved, including "old fields" not growing wood.	Of farm, including land, fences, and buildings.	Of farming implements and machinery.	Of Live Stock.	Cost of building and repairing in 1879.	Cost of fertilizers purchased in 1879.	Amount paid for wages for farm labor during 1879. Including value of board.	Weeks hired labor in 1879 upon farm (and dairy) exclusive of house-work.	Estimated value of all farm productions (sold, consumed, or on hand) for 1879.	Mown.	Not Mown.	Hay.	Clover Seed.	Grass Seed.	Horses of all ages on hand June 1, 1880.	Mules and Asses, all ages, on hand June 1, 1880.
				No.	No.	No.	No.	Dollars.	Dollars.	Dollars.	Dollars.	Dollars.	Dollars.	No.	Dollars.	Acres.	Acres.	Tons.	Bushels.	Bushels.	No.	No.
1	2	3	4	5	6	7	8	9	10	11	12	13	14	15	16	17	18	19	20	21	22	23
1	Sergt A Sergeant	1		100		20		1500	50	625					430						6	3
2	Abram King	1		40		20		1000	65	168					235						1	
3	George B Shepherd	1		20		15		500	15	140					200						1	
4	Jacob Swafford	1		10	10			250	25	325					140						1	1
5	John Postlewaite		1	20	20	40		800	25	225					333						2	1
6	Frank Blackwell		1	35	35	16		550	100	253					300							2
7	Jesse Hazel	1		80	90	35		2000	100	340					640	10		10	70		5	
8	James Hazel		1	30	30	130		1950	60	250					375	3		3			4	
9	Silas Hightower	1		95	112	118		6400	300	1654					1140	27	85	12			6	5
10	Henry Cruse	1		70	10	40		2800	75	600							10				3	1

NEAT CATTLE AND THEIR PRODUCTS.											SHEEP.										SWINE.	POULTRY ON HAND JUNE 1ST, 1880, EXCLUSIVE OF SPRING HATCHING.		EGGS PRODUCED IN 1879.
ON HAND JUNE 1, 1880.			MOVEMENT, 1879.					Milk sold, or sent to butter and cheese factories in 1879.	Butter made on the farm in 1879.	Cheese made on the farm in 1879.	On hand June 1, 1880.	MOVEMENT, 1879.							CLIP, SPRING 1880, SHORN AND TO BE SHORN.		On hand June 1, 1880.			
			Cattle of all ages									Lambs dropped.	Sheep and lambs						Fleeces.	Weight.		Barnyard.	Other.	
Working oxen.	Milch cows.	Other.	Calves dropped.	Purchased.	Sold living.	Slaughtered.	Died, strayed, and stolen, and not recovered.						Purchased.	Sold living.	Slaughtered.	Killed by dogs.	Died of disease.	Died of stress of weather.						
No.	No.	No.	No.	No.	No.	No.	No.	Gallons.	Lbs.	Lbs.	No.	No.	No.	No.	No.	No.	No.	No.	No.	Lbs.	No.	No.	No.	Doz.
24	25	26	27	28	29	30	31	32	33	34	35	36	37	38	39	40	41	42	43	44	45	46	47	48
	5	5	3		1				200		25	10		2					15	90	25	100		80
	1	3	1						50												14	200		100
	1		1																		13	100		40
	1		1						100		10	3							5	20	8	100		80
	1		1						100										3	30	20	100		60
	2		1						225		20	10							15	72	10	300		180
	4	1							300		7	4							3	20	25	200		175
	2	3	2						175		14	6							8	50	6	150		150
	7	21	6	15	25		1		500		33	12	1	1					20	137	25	200		250
	3		2		3				300		34	14		3					20	150	40	150		160

CEREALS.												PULSE.		FIBER.						SUGAR.						BROOM CORN. 1879.	
BARLEY. 1879.		BUCKWHEAT. 1879.		INDIAN CORN. 1879.		OATS. 1879.		RYE. 1879.		WHEAT. 1879.				FLAX—1879.				HEMP.		SORGHUM—1879.			MAPLE—1879.				
Area.	Crop.	Area.	Crop.	Area.	Crop.	Area.	Crop.	Area.	Crop.	Area.	Crop.	Canada Peas, (Dry,) in 1879.	Beans, (Dry,) in 1879.	Area in Crop.	Seed.	Straw.	Fiber.			Area in Crop.	Sugar.	Molasses.	Sugar.	Molasses.			
Acres.	Bush.	Acres.	Bush.	Acres.	Bush.	Acres.	Bush.	Acres.	Bush.	Acres.	Bush.	Bush.	Bush.	Acres.	Bush.	Tons.	Lbs.	Acs.	Tns.	Acres.	Lbs.	Galls.	Lbs.	Galls.	Acs.	Lbs.
49	50	51	52	53	54	55	56	57	58	59	60	61	62	63	64	65	66	67	68	69	70	71	72	73	74	75
				50	1600					4	38											100		100		
				38	1120	3	80			3	10											20				
				20	800																					
				10	400																					
				30	900	10	300			8												20				
				16	480	8	240			3	20											65				
				60	1600	8	300			5	40											55				
				30	1200	8	300															60				
				80	3200	12	360			8	24											80				
				50	2000	3	100																			

HOPS. 1879.		POTATOES, (Irish.) 1879.		POTATOES, (Sweet.) 1879.		TOBACCO. 1879.		ORCHARDS—1879.						NURSERIES.		VINEYARDS.			MARKET GARDENS.	BEES—1879.		FOREST PRODUCTS.	
								APPLE.			PEACH.												
Area.	Crop.	Area.	Crop.	Area.	Crop.	Area.	Crop.	Acres.	Bearing trees.	Bushels. 1879.	Acres.	Bearing trees.	Bushels. 1879.	Total value of orchard products of all kinds sold or consumed.	Acres.	Value of produce sold in 1879.	Acres.	Grapes sold in 1879.	Wine made in 1879.	Value of produce sold in 1879.	Honey.	Wax.	Amount of wood cut in 1879.	Value of all forest products sold or consumed in 1879.
Acres.	Lbs.	Acres.	Bush.	Acres.	Bush.	Acres.	Lbs.	No.	No.	No.	No.	No.	No.	Dollars.	No.	Dollars.	No.	Lbs.	Galls.	Dollars.	Lbs.	Lbs.	Cords.	Dollars.
76	77	78	79	80	81	82	83	84	85	86	87	88	89	90	91	92	93	94	95	96	97	98	99	100
			50		15			3	200		1	30												
			20		15				60	40		30		15										
			15		12			3	25	30				10										
			10						75	30				10										
			10		3				30	100				30										
			15																					
			40					4	160	200				60										
			20																					

B.

[7–306.]

Page No. 2
Supervisor's Dist: No. 7
Enumeration Dist: No. 131

NOTE A.—The light dotted perpendicular lines, which divide the spaces intended for numbers on this Schedule, are intended to separate the units, tens, &c., from each other, and the Enumerator should be careful that the figures are written within the small spaces so formed, thus: | | 7 | 4 |, the units in the right-hand small spaces. | | 4 | 2 | 1 | | | 3 | 9 |

NOTE B.—Make an affirmative entry by a slanting line (thus /) in one of the three columns 2, 3, and 4, according as the fact is in the case of each farm—in column 2, if the occupier is the owner of the farm; in column 3, if he is the tenant at a fixed money rental; in column 4, if he conducts it for a share of the product.

NOTE C.—Enumerators will observe that there are 100 questions relating to each farm, which are arranged in four successive divisions of each schedule page.

SCHEDULE 2.—Productions of Agriculture in Polk Township in the County of Ray, State of Mo

enumerated by me on the 19 day of June, 1880. John A. Buchanan, *Enumerator.*

OF THE PERSON WHO CONDUCTS THIS FARM.				ACRES OF LAND.				FARM VALUES.			FENCES.		LABOR.			GRASS LANDS.						
	TENURE.			IMPROVED.		UNIMPROVED.										ACREAGE 1879.		PRODUCTS HARVESTED IN 1879.				
THE NAME.	Owner.	Rents for fixed money rental.	Rents for shares of products.	Tilled, including fallow and grass in rotation, (whether pasture or meadow.)	Permanent meadows, permanent pastures, orchards, vineyards.	Woodland and forest.	Other unimproved, including "old fields" not growing wood.	Of farm, including land, fences, and buildings.	Of farming implements and machinery.	Of Live Stock.	Cost of building and repairing in 1879.	Cost of fertilizers purchased in 1879.	Amount paid for wages for farm labor during 1879, including value of board.	Weeks hired labor in 1879 upon farm (and dairy) excluding house-work.	Estimated value of all farm productions (sold, consumed, or on hand) for 1879.	Mown.	Not Mown.	Hay.	Clover Seed.	Grass Seed.	Horses of all ages on hand June 1, 1880.	Mules and Asses, all ages, on hand June 1, 1880.
				No.	No.	No.	No.	Dollars.	Dollars.	Dollars.	Dollars.	Dollars.	Dollars.	No.	Dollars.	Acres.	Acres.	Tons.	Bushels.	Bushels.	No.	No.
1	2	3	4	5	6	7	8	9	10	11	12	13	14	15	16	17	18	19	20	21	22	23
1 Marion Coy			/	12	2	28		240	40	235					180						1	
2 Silas Coy	/			25	2	13		800	100	600					45						5	3
3 John Hunt	/			50	3			600	60	480					225	3	2				2	3
4 William Jennings	/			120	40			3000	140	850					588		40				3	4
5 James Hunt			/	40	40			800	75	200					384						2	
6 John K. Boller			/	100	65			1650	40	420					480						3	
7 Abram Titus	/			100		140		3200	40	400					240	15	80	15			4	
8 Isaac Renfroe			/	30	10			400	80	140											1	1
9 James Gidney	/			10	40	30		1000	50	190					285		40				2	1
10 Marburn Crum				20				600	40	214											2	

NEAT CATTLE AND THEIR PRODUCTS.											SHEEP.										SWINE.	POULTRY ON HAND JUNE 1ST, 1880, EXCLUSIVE OF SPRING HATCHING.		
ON HAND JUNE 1, 1880.			MOVEMENT, 1879.									MOVEMENT, 1879.								CLIP, SPRING 1880, SHORN AND TO BE SHORN.					
			Cattle of all ages					Milk sold, or sent to butter and cheese factories in 1879.	Butter made on the farm in 1879.	Cheese made on the farm in 1879.			Sheep and lambs												
THE NAME.	Working oxen.	Milch cows.	Other.	Calves dropped.	Purchased.	Sold living.	Slaughtered.	Died, strayed, and stolen, and not recovered.				On hand June 1, 1880.	Lambs dropped.	Purchased.	Sold living.	Slaughtered.	Killed by dogs.	Died of disease.	Died of stress of weather.	Fleeces.	Weight.	On hand June 1, 1880.	Barn-yard.	Other.	Eggs produced in 1879.
	No.	No.	No.	No.	No.	No.	No.	No.	Gallons.	Lbs.	Lbs.	No.	No.	No.	No.	No.	No.	No.	No.	No.	Lbs.	No.	No.	No.	Doz.
24	25	26	27	28	29	30	31	32	33	34	35	36	37	38	39	40	41	42	43	44	45	46	47	48
1	4	6	1	5			1		250		18	3	7						15	25	30	125		125
2																					16			
3	3	2		1					300												27	160		160
4	3		2						400		10		4						10	30	30	220		120
5																					3	30		50
6	2			1																	07	110		140
7	4		3						400		16	5							11	60	28	210		150
8	1		1						100												10	210		170
9	1								150												3	200		140
10	1		1						100												8			

CEREALS.												PULSE.		FIBER.						SUGAR.						BROOM CORN. 1879.	
BARLEY. 1879.		BUCKWHEAT. 1879.		INDIAN CORN. 1879.		OATS. 1879.		RYE. 1879.		WHEAT. 1879.				FLAX—1879.			HEMP.			SORGHUM—1879.			MAPLE—1879.				
Area.	Crop.	Area.	Crop.	Area.	Crop.	Area.	Crop.	Area.	Crop.	Area.	Crop.	Canada Peas, (Dry.) in 1879.	Beans, (Dry.) in 1879.	Area in Crop.	Seed.	Straw.	Fiber.			Area in Crop.	Sugar.	Molasses.	Sugar.	Molasses.		Area.	Crop.
Acres.	Bush.	Acres.	Bush.	Acres.	Bush.	Acres.	Bush.	Acres.	Bush.	Acres.	Bush.	Bush.	Bush.	Acres.	Bush.	Tons.	Lbs.	Acs.	Tns.	Acres.	Lbs.	Galls.	Lbs.	Galls.		Acs.	Lbs.
49	50	51	52	53	54	55	56	57	58	59	60	61	62	63	64	65	66	67	68	69	70	71	72	73		74	75
1				12	720																						
2																						80					
3				23	690	8	400	8	24	7	42											100					
4				50	2000																	40					
5				40	1400																	52					
6				40	1800																	30					
7				60	1800	20	300			5	25											25					
8				16	640																	30					
9				10	400	13	350																				
10																											

HOPS. 1879.		POTATOES, (Irish.) 1879.		POTATOES, (Sweet.) 1879.		TOBACCO, 1879.		ORCHARDS—1879.							NURSERIES.		VINEYARDS.			MARKET GARDENS.	BEES—1879.		FOREST PRODUCTS.	
								APPLE.			PEACH.			Total value of orchard products of all kinds sold or consumed.										
Area.	Crop.	Area.	Crop.	Area.	Crop.	Area.	Crop.	Acres.	Bearing trees.	Bushels. 1879.	Acres.	Bearing trees.	Bushels. 1879.		Acres.	Value of produce sold in 1879.	Acres.	Grapes sold in 1879.	Wine made in 1879.	Value of produce sold in 1879.	Honey.	Wax.	Amount of wood cut in 1879.	Value of all forest products sold or consumed in 1879.
Acres.	Lbs.	Acres.	Bush.	Acres.	Bush.	Acres.	Lbs.	No.	No.	No.	No.	No.	No.	Dollars.	No.	Dollars.	No.	Lbs.	Galls.	Dollars.	Lbs.	Lbs.	Cords.	Dollars.
76	77	78	79	80	81	82	83	84	85	86	87	88	89	90	91	92	93	94	95	96	97	98	99	100
1																								
2			20		10				40	40	1	25		12										
3			10									60												
4			10		10																			
5			10																					
6									12	10				3										
7			12		4				40	30				15										
8																								
9																	1	300	30					
10																								

C.

Page No. 23
Supervisor's Dist: No. 7
Enumeration Dist: No. 131

NOTE A.—The light dotted perpendicular lines, which divide the spaces intended for numbers on this Schedule, are intended to separate the units, tens, &c., from each other, and the Enumerator should be careful that the figures are written within the small spaces so formed, thus: | 7 | 4 |, the units | 4 | 2 | 1 | in the right-hand small spaces. | 3 | 9 |

NOTE B.—Make an affirmative entry by a slanting line (thus /) in one of the three columns 2, 3, and 4, according as the fact is in the case of each farm—in column 2, if the occupier is the owner of the farm; in column 3, if he is the tenant at a fixed money rental; in column 4, if he conducts it for a share of the product.

NOTE C.—Enumerators will observe that there are 100 questions relating to each farm, which are arranged in four successive divisions of each schedule page.

SCHEDULE 2.—Productions of Agriculture in Polk Township in the County of Ray, State of Missouri enumerated by me on the 19th day of June, 1880.

John A Buchanan
Enumerator.

OF THE PERSON WHO CONDUCTS THIS FARM.				ACRES OF LAND.				FARM VALUES.			FENCES.		LABOR.			GRASS LANDS.						
	TENURE.			IMPROVED.		UNIMPROVED.										ACREAGE 1879.		PRODUCTS HARVESTED IN 1879.				
THE NAME.	Owners.	Rents for fixed money rental.	Rents for shares of products.	Tilled, including fallow and grass in rotation, (whether pasture or meadow.)	Permanent meadows, permanent pastures, orchards, vineyards.	Woodland and forest.	Other unimproved, including "old fields" not growing wood.	Of farm, including land, fences, and buildings.	Of farming implements and machinery.	Of Live Stock.	Cost of building and repairing in 1879.	Cost of fertilizers purchased in 1879.	Amount paid for wages for farm labor during 1879, including value of board.	Weeks hired labor in 1879 upon farm (and dairy) excluding house-work.	Estimated value of all farm productions (sold, consumed, or on hand) for 1879.	Mown.	Not Mown.	Hay.	Clover Seed.	Grass Seed.	Horses of all ages on hand June 1, 1880.	Mules and Asses, all ages, on hand June 1, 1880.
	No.	No.	No.	No.	No.	No.	No.	Dollars.	Dollars.	Dollars.	Dollars.	Dollars.	Dollars.	No.	Dollars.	Acres.	Acres.	Tons.	Bushels.	Bushels.	No.	No.
1	2	3	4	5	6	7	8	9	10	11	12	13	14	15	16	17	18	19	20	21	22	23
1 Celia James	1			40		30		800	65	330					306							
2 Robert McAfee			1	35		5		600	60	160					465						2	
3 Rusty Gant			1	80	20	20		1200	30	340					263						2	
4 Jacob McAdams	1			50	15	20		2900	150	855					634	5	70	5			4	
5 Charles Blackwell	1			23	30	14		900	50	295					260						2	1
6 William Blackwell Son	1			40	67			2000	100	725					500	25	42	36			3	
7 Jackson Glasscock	1			45	65	30		3200	160	1175					675	25	40	20			10	1
8 William Blackwell	1			40	31			1400	29	180					262	5	25	5			3	
9 Robert A Murray	1			48	12	26		1200	60	370					385	12					2	
10																						

NEAT CATTLE AND THEIR PRODUCTS.											SHEEP.									SWINE.	POULTRY ON HAND JUNE 1ST, 1880, EXCLUSIVE OF SPRING HATCHING.		EGGS PRODUCED IN 1879.
ON HAND JUNE 1, 1880.			MOVEMENT, 1879.													CLIP, SPRING 1880, SHORN AND TO BE SHORN.							
				Cattle of all ages								MOVEMENT, 1879.											
													Sheep and lambs										
Working oxen.	Milch cows.	Other.	Calves dropped.	Purchased.	Sold living.	Slaughtered.	Died, strayed, and stolen, and not recovered.	Milk sold, or sent to butter and cheese factories in 1879.	Butter made on the farm in 1879.	Cheese made on the farm in 1879.	On hand June 1, 1880.	Lambs dropped.	Purchased.	Sold living.	Slaughtered.	Killed by dogs.	Died of disease.	Died of stress of weather.	Fleeces.	Weight.	On hand June 1, 1880.	Barn-yard.	Other.	
No.	No.	No.	No.	No.	No.	No.	No.	Gallons.	Lbs.	Lbs.	No.	No.	No.	No.	No.	No.	No.	No.	No.	Lbs.	No.	No.	No.	Doz.
24	25	26	27	28	29	30	31	32	33	34	35	36	37	38	39	40	41	42	43	44	45	46	47	48
1																								
2	1		1																		24	350		300
3	2	4	1	3					150	150												100		60
4	3	18	3	40	40				300												80	250		150
5	4	5	4		2				260												20	200		180
6	2	6	3		3				150												3	200		
7	7	12	7		4				250													120		100
8	2		1						200												39	300		300
9	3	8	2						250		5								3	15	24	900		250
10																								

CEREALS.										PULSE.		FIBER.						SUGAR.						BROOM CORN.	
BARLEY. 1879.		BUCKWHEAT. 1879.		INDIAN CORN. 1879.		OATS. 1879.		RYE. 1879.		WHEAT. 1879.			FLAX—1879.			HEMP.		SORGHUM—1879.			MAPLE—1879.			1879.	
Area.	Crop.	Area.	Crop.	Area.	Crop.	Area.	Crop.	Area.	Crop.	Area.	Crop.	Canada Peas, (1877.) in 1879.	Beans, (Dry.) in 1879.	Area in Crop.	Seed.	Straw.	Fiber.	Area in Crop.	Sugar.	Molasses.	Sugar.	Molasses.		Acs.	Lbs.
Acres.	Bush.	Acres.	Bush.	Acres.	Bush.	Acres.	Bush.	Acres.	Bush.	Acres.	Bush.	Bush.	Bush.	Acres.	Bush.	Tons.	Lbs.	Acs.	Tns.	Acres.	Lbs.	Galls.	Lbs.	Galls.			
49	50	51	52	53	54	55	56	57	58	59	60	61	62	63	64	65	66	67	68	69	70	71	72	73		74	75
1				35	1600	5	130			4	38											50					
2				35	1400																	40					
3				35	720	7	140															35					
4				45	1800	4	100																				
5				20	600	13	200																				
6				29	900	12	360															20					
7				40	2000	6	200			8	65									2							
8				15	600	10	300	3	19	3	26																
9				18	800	10	300			6	60											60					
10																						40					

HOPS. 1879.		POTATOES, (Irish.) 1879.		POTATOES, (Sweet.) 1879.		TOBACCO. 1879.		ORCHARDS—1879.					NURSERIES.		VINEYARDS.			MARKET GARDENS.	BEES—1879.		FOREST PRODUCTS.	
								APPLE.			PEACH.											
Area.	Crop.	Area.	Crop.	Area.	Crop.	Area.	Crop.	Acres.	Bearing trees.	Bushels. 1879.	Acres.	Bearing trees.	Bushels. 1879.	Total value of orchard products of all kinds sold or consumed.	Acres.	Value of produce sold in 1879.	Acres.	Grapes sold in 1879.	Wine made in 1879.	Value of produce sold in 1879.	Honey.	Wax.	Amount of wood cut in 1879.	Value of all forest products sold or consumed in 1879.
Acres.	Lbs.	Acres.	Bush.	Acres.	Bush.	Acres.	Lbs.	No.	No.	No.	No.	No.	No.	Dollars.	No.	Dollars.	No.	Lbs.	Galls.	Dollars.	Lbs.	Lbs.	Cords.	Dollars.
76	77	78	79	80	81	82	83	84	85	86	87	88	89	90	91	92	93	94	95	96	97	98	99	100
1			10																					
2			10																					
3			10						15	40				12										
4			30					1	45	150				34										
5																								
6			20		15			½	30	100				20										
7			25						15	50				10										
8			20																					
9			10								50													
10																								

D.

[7–306.]

Page No. 24
Supervisor's Dist: No. 7
Enumeration Dist: No. 131

NOTE A.—The light dotted perpendicular lines, which divide the spaces intended for numbers on this Schedule, are intended to separate the units, tens, &c., from each other, and the Enumerator should be careful that the figures are written within the small spaces so formed, thus: 7|4, the units in the right-hand small spaces. 4|2|1 3|9

NOTE B.—Make an affirmative entry by a slanting line (thus /) in one of the three columns 2, 3, and 4, according as the fact is in the case of each farm—in column 2, if the occupier is the owner of the farm; in column 3, if he is the tenant at a fixed money rental; in column 4, if he conducts it for a share of the product.

NOTE C.—Enumerators will observe that there are 100 questions relating to each farm, which are arranged in four successive divisions of each schedule page.

SCHEDULE 2.—Productions of Agriculture in Polk Township in the County of Ray, State of Missouri

enumerated by me on the 21st day of June, 1880. John A Buchanan
Enumerator.

OF THE PERSON WHO CONDUCTS THIS FARM.				ACRES OF LAND.				FARM VALUES.			FENCES.		LABOR.			GRASS LANDS.						
	TENURE.			IMPROVED.		UNIMPROVED.										ACREAGE 1879.		PRODUCTS HARVESTED IN 1879.				
THE NAME.	Owner	Rents for fixed money rental.	Rents for shares of products.	Tilled, including fallow and grass in rotation, (whether pasture or meadow.)	Permanent meadows, permanent pastures, orchards, vineyards.	Woodland and forest.	Other unimproved, including "old fields" not growing wood.	Of farm, including land, fences, and buildings.	Of farming implements and machinery.	Of Live Stock.	Cost of building and repairing in 1879.	Cost of fertilizers purchased in 1879.	Amount paid for wages for farm labor during 1879, including value of board.	Weeks hired labor in 1879 upon farm (and dairy) excluding house-work.	Estimated value of all farm productions (sold, consumed, or on hand) for 1879.	Mown.	Not Mown.	Hay.	Clover Seed.	Grass Seed.	Horses of all ages on hand June 1, 1880.	Mules and Asses, all ages, on hand June 1, 1880.
				No.	No.	No.	No.	Dollars.	Dollars.	Dollars.	Dollars.	Dollars.	Dollars.	No.	Dollars.	Acres.	Acres.	Tons.	Bushels.	Bushels.	No.	No.
	2	3	4	5	6	7	8	9	10	11	12	13	14	15	16	17	18	19	20	21	22	23
1 Jacob Lockard	1			45	25	140		1200	100	620					515						6	
2 James Lockard			1	15				150		135											2	
3 Columbus Lockard			1	20				300	10	60					200						1	
4 Abram B Powell	1			51		9		350	50	101	20				230						2	
5 Samuel Burgess	1			13		43		250	1	39					147							
6 James Rugg			1	21		60		600	40	210					132						2	
7 Riley Coolsbury	1			75	20	9		1140	20	250					527						4	1
8 Pleasant B James / Coolsbury			1	45				900		120					562						1	1
9 Preston McCown			1	20		60		600	15	100					160						1	
10 Jerry Albright	1			17		48		400	10	106					106						1	

NEAT CATTLE AND THEIR PRODUCTS.											SHEEP.										SWINE.	POULTRY ON HAND JUNE 1ST, 1880, EXCLUSIVE OF SPRING HATCHING.		EGGS PRODUCED IN 1879.
ON HAND JUNE 1, 1880			MOVEMENT, 1879.					Milk sold, or sent to butter and cheese factories in 1879.	Butter made on the farm in 1879.	Cheese made on the farm in 1879.	On hand June 1, 1880.	Lambs dropped.	MOVEMENT, 1879.						CLIP, SPRING 1880, SHORN AND TO BE SHORN.		On hand June 1, 1880.			
			Cattle of all ages										Sheep and lambs											
Working oxen.	Milch cows.	Other.	Calves dropped.	Purchased.	Sold living.	Slaughtered.	Died, strayed, and stolen, and not recovered.						Purchased.	Sold living.	Slaughtered.	Killed by dogs.	Died of disease.	Died of stress of weather.	Fleeces.	Weight.		Barn-yard.	Other.	
No.	No.	No.	No.	No.	No.	No.	No.	Gallons.	Lbs.	Lbs.	No.	No.	No.	No.	No.	No.	No.	No.	No.	Lbs.	No.	No.	No.	Doz.
24	25	26	27	28	29	30	31	32	33	34	35	36	37	38	39	40	41	42	43	44	45	46	47	48
1	4	11	4	1	1				400												40	100		200
2	3																							
3			1																					
4	1		1						100												5	100		75
5	1		1						70		1	1							1	5	1			
6	3		1						120												13			
7	2		1						750												27	100		100
8																								
9	1		1						120													100		40
10	1		1																		5	30		25

CEREALS.												PULSE.		FIBER.						SUGAR.						BROOM CORN. 1879.	
BARLEY. 1879.		BUCKWHEAT. 1879.		INDIAN CORN. 1879.		OATS. 1879.		RYE. 1879.		WHEAT. 1879.		Canada Peas, (Dry,) in 1879.	Beans, (Dry,) in 1879.	FLAX—1879.				HEMP.		SORGHUM—1879.			MAPLE—1879.				
Area.	Crop.	Area.	Crop.	Area.	Crop.	Area.	Crop.	Area.	Crop.	Area.	Crop.			Area in Crop.	Seed.	Straw.	Fiber.			Area in Crop.	Sugar.	Molasses.	Sugar.	Molasses.			
Acres.	Bush.	Acres.	Bush.	Acres.	Bush.	Acres.	Bush.	Acres.	Bush.	Acres.	Bush.	Bush.	Bush.	Acres.	Bush.	Tons.	Lbs.	Acs.	Tns.	Acres.	Lbs.	Galls.	Lbs.	Galls.	Acs.	Lbs.
49	50	51	52	53	54	55	56	57	58	59	60	61	62	63	64	65	66	67	68	69	70	71	72	73	74	75
1				40	1600	10	130															70				
2																										
3				20	800																					
4				18	720	5	75															35				
5				8	400	4	100															32				
6				15	400	5	100															40				
7				45	1800			4	30													81				
8				45	2250																					
9				12	480					3	30											24				
10																										

HOPS. 1879.		POTATOES, (Irish.) 1879.		POTATOES, (Sweet.) 1879.		TOBACCO. 1879.		ORCHARDS—1879.						Total value of orchard products of all kinds sold or consumed.	NURSERIES.		VINEYARDS.			MARKET GARDENS.	BEES—1879.		FOREST PRODUCTS.	
								APPLE.			PEACH.													
Area.	Crop.	Area.	Crop.	Area.	Crop.	Area.	Crop.	Acres.	Bearing trees.	Bushels. 1879.	Acres.	Bearing trees.	Bushels. 1879.		Acres.	Value of produce sold in 1879.	Acres.	Grapes sold in 1879.	Wine made in 1879.	Value of produce sold in 1879.	Honey.	Wax.	Amount of wood cut in 1879.	Value of all forest products sold or consumed in 1879.
Acres.	Lbs.	Acres.	Bush.	Acres.	Bush.	Acres.	Lbs.	No.	No.	No.	No.	No.	No.	Dollars.	No.	Dollars.	No.	Lbs.	Galls.	Dollars.	Lbs.	Lbs.	Cords.	Dollars.
76	77	78	79	80	81	82	83	84	85	86	87	88	89	90	91	92	93	94	95	96	97	98	99	100
1		15	15						90	50				15										
2																								
3																								
4		30	50	1	3			4	30	20				3										
5		10	10	1/2	1/2																			
6		24	24																					
7		30	30						20	10				3										
8																								
9		10	11																					
10																								

B

Received July 30, 1880

[7–306.]

A.

Page No. 25
Supervisor's Dist: No. 1
Enumeration Dist: No. 31

NOTE A.—The light dotted perpendicular lines, which divide the spaces intended for numbers on this Schedule, are intended to separate the units, tens, &c., from each other, and the Enumerator should be careful that the figures are written within the small spaces so formed, thus: | | 7 | 4 |, the units | | 4 | 2 | 1 |, | | 3 | 9 |.

NOTE B.—Make an affirmative entry by a slanting line (thus /) in one of the three columns 2, 3, and 4, according as the fact is in the case of each farm—in column 2, if the occupier is the owner of the farm; in column 3, if he is the tenant at a fixed money rental; in column 4, if he conducts it for a share of the product.

NOTE C.—Enumerators will observe that there are 100 questions relating to each farm, which are arranged in four successive divisions of each schedule page.

SCHEDULE 2.—Productions of Agriculture in Polk Township in the County of Ray, State of Missouri enumerated by me on the 21 & 22 day of June, 1880.

John A Buchanan, *Enumerator.*

OF THE PERSON WHO CONDUCTS THIS FARM.				ACRES OF LAND.				FARM VALUES.			FENCES.		LABOR.			GRASS LANDS.						
	TENURE.			IMPROVED.		UNIMPROVED.										ACREAGE 1879.		PRODUCTS HARVESTED IN 1879.				
THE NAME.	Owner.	Rents for fixed money rental.	Rents for shares of products.	Tilled, including fallow and grass in rotation, (whether pasture or meadow.)	Permanent meadows, permanent pastures, orchards, vineyards.	Woodland and forest.	Other unimproved, including "old fields" not growing wood.	Of farm, including land, fences, and buildings.	Of farming implements and machinery.	Of Live Stock.	Cost of building and repairing in 1879.	Cost of fertilizers purchased in 1879.	Amount paid for wages for farm labor during 1879, including value of board.	Weeks hired labor in 1879 upon farm (and dairy) excluding house-work.	Estimated value of all farm productions (sold, consumed, or on hand) for 1879.	Mown.	Not Mown.	Hay.	Clover Seed.	Grass Seed.	Horses of all ages on hand June 1, 1880.	Mules and Asses, all ages, on hand June 1, 1880.
				No.	No.	No.	No.	Dollars.	Dollars.	Dollars.	Dollars.	Dollars.	Dollars.	No.	Dollars.	Acres.	Acres.	Tons.	Bushels.	Bushels.	No.	No.
	2	3	4	5	6	7	8	9	10	11	12	13	14	15	16	17	18	19	20	21	22	23
1 John Kuig			1	26		20		400	20	131					290							2
2 Abraham Kuig			1	30				450	10	58					240							1
3 Joseph Titus			1	55	10	226		3000	60	420					513						5	
4 Charles B Bacon	1			90	70	40		4000	200	1615			400	60	1041	17	45	6			3	3
5 Benjamin Bluejis			1	40	80	40		3200	50	660					385						3	
6 Ekay Bluejis			1	40	20			1000	35	410					567						3	
7 W Clark Markland	1			90	160	320		8900	350	2575			300	50	1155	60	100	60			9	
8 James M Blackwell	1			185	300	75		9000	175	7810			675	112	1450	38	202	33			2	10
9 John A Buchanan	1			80	40	40		3200	100	650			112	18	660	10	30	10			2	
10																						

NEAT CATTLE AND THEIR PRODUCTS.

	ON HAND JUNE 1, 1880.			MOVEMENT, 1879.					Milk sold, or sent to butter and cheese factories in 1879.	Butter made on the farm in 1879.	Cheese made on the farm in 1879.
				Calves dropped.	Cattle of all ages						
	Working oxen.	Milch cows.	Other.		Purchased.	Sold living.	Slaughtered.	Died, strayed, and stolen, and not recovered.			
	No.	No.	No.	No.	No.	No.	No.	No.	Gallons.	Lbs.	Lbs.
	24	25	26	27	28	29	30	31	32	33	34
1		1	1	1						75	
2		1								60	
3		2	2	2						200	
4		3	3	3	2	4	1			400	
5		2	2	2						250	
6		2	2	2						75	
7		18	67	11	14	25	1			450	
8		3	139	3	98	49	E 1			400	
9		3	2	1			1			400	
10											

SHEEP.

	On hand June 1, 1880.	MOVEMENT, 1879.							CLIP, SPRING 1880, SHORN AND TO BE SHORN.		SWINE.	POULTRY ON HAND JUNE 1ST, 1880, EXCLUSIVE OF SPRING HATCHING.		EGGS PRODUCED IN 1879.
		Lambs dropped.	Sheep and lambs						Fleeces.	Weight.	On hand June 1, 1880.	Barn-yard.	Other.	
			Purchased.	Sold living.	Slaughtered.	Killed by dogs.	Died of disease.	Died of stress of weather.						
	No.	No.	No.	No.	No.	No.	No.	No.	No.	Lbs.	No.	No.	No.	Doz.
	35	36	37	38	39	40	41	42	43	44	45	46	47	48
1											11	100		40
2											3	40		10
3											11	100		80
4	17	8							9	60	122	140		90
5											19	200		100
6											30			
7											80			
8											190	75		40
9											58	250		250
10														

CEREALS.

	BARLEY. 1879.		BUCKWHEAT. 1879.		INDIAN CORN. 1879.		OATS. 1879.		RYE. 1879.		WHEAT. 1879.		PULSE.		FIBER. FLAX—1879.				FIBER.		SUGAR. SORGHUM—1879.			SUGAR. MAPLE—1879.		BROOM CORN. 1879.	
	Area.	Crop.	Area.	Crop.	Area.	Crop.	Area.	Crop.	Area.	Crop.	Area.	Crop.	Canada Peas, (Dry) in 1879.	Beans, (Dry.) in 1879.	Area in Crop.	Seed.	Straw.	Fiber.	Hemp.		Area in Crop.	Sugar.	Molasses.	Sugar.	Molasses.		
	Acres.	Bush.	Acres.	Bush.	Acres.	Bush.	Acres.	Bush.	Acres.	Bush.	Acres.	Bush.	Bush.	Bush.	Acres.	Bush.	Tons.	Lbs.	Acs.	Tns.	Acres.	Lbs.	Galls.	Lbs.	Galls.	Acs.	Lbs.
	49	50	51	52	53	54	55	56	57	58	59	60	61	62	63	64	65	66	67	68	69	70	71	72	73	74	75
1					20	1000	6	100																			
2					20	900																					
3					60	1600	10	200																			
4					52	2530	45	1575																			
5					30	1200									3	2											
6					40	1600															1/2		50				
7					65	3000															1/2						
8					104	5000	20	500																			
9					40	2000	20	500																			
10																											

HOPS. 1879. — POTATOES, (Irish.) 1879. — POTATOES, (Sweet.) 1879. — TOBACCO. 1879. — ORCHARDS—1879. — NURSERIES. — VINEYARDS. — MARKET GARDENS. — BEES—1879. — FOREST PRODUCTS.

	HOPS.		POTATOES, (Irish.)		POTATOES, (Sweet.)		TOBACCO.		ORCHARDS—1879. APPLE.			PEACH.			Total value of orchard products of all kinds sold or consumed.	NURSERIES.		VINEYARDS.			MARKET GARDENS.	BEES—1879.		FOREST PRODUCTS.	
	Area.	Crop.	Area.	Crop.	Area.	Crop.	Area.	Crop.	Acres.	Bearing trees.	Bushels. 1879.	Acres.	Bearing trees.	Bushels. 1879.		Acres.	Value of produce sold in 1879.	Acres.	Grapes sold in 1879.	Wine made in 1879.	Value of produce sold in 1879.	Honey.	Wax.	Amount of wood cut in 1879.	Value of all forest products sold or consumed in 1879.
	Acres.	Lbs.	Acres.	Bush.	Acres.	Bush.	Acres.	Lbs.	No.	No.	No.	No.	No.	No.	Dollars.	No.	Dollars.	No.	Lbs.	Galls.	Dollars.	Lbs.	Lbs.	Cords.	Dollars.
	76	77	78	79	80	81	82	83	84	85	86	87	88	89	90	91	92	93	94	95	96	97	98	99	100
1				10																					
2																									
3				20					3	100	150				45										
4				75																					
5			2	40						50	160				50										
6																									
7									2	20															
8				75						15	25				8										
9				10																					
10																									

I certify that I have this day furnished the report of the farms in Polk Township Ray County Mo.

J A Buchanan Enumerator

[7–306.]

Received July 30, 1880. A.

Page No. 1
Supervisor's Dist: No. 7
Enumeration Dist: No. 132nd

NOTE A.—The light dotted perpendicular lines, which divide the spaces intended for numbers on this Schedule, are intended to separate the units, tens, &c., from each other, and the Enumerator should be careful that the figures are written within the small spaces so formed, thus: | | 7 | 4 |, the units in the right-hand small spaces.

	4	2	1
		3	9

NOTE B.—Make an affirmative entry by a slanting line (thus /) in one of the three columns 2, 3, and 4, according as the fact is in the case of each farm—in column 2, if the occupier is the owner of the farm; in column 3, if he is the tenant at a fixed money rental; in column 4, if he conducts it for a share of the product.

NOTE C.—Enumerators will observe that there are 100 questions relating to each farm, which are arranged in four successive divisions of each schedule page.

SCHEDULE 2.—Productions of Agriculture in Fishing River Township in the County of Ray, State of Missouri

enumerated by me on the 1st day of June, 1880.

D. C. McIver
Enumerator.

OF THE PERSON WHO CONDUCTS THIS FARM.																								
	TENURE.			ACRES OF LAND.				FARM VALUES.			FENCES.		LABOR.			GRASS LAND.							
				IMPROVED.		UNIMPROVED.										ACREAGE 1879.		PRODUCTS HARVESTED IN 1879.					
THE NAME.	Owner.	Rents for fixed money rental.	Rents for shares of products.	Tilled, including fallow and grass in rotation, (whether pasture or meadow.)	Permanent meadows, permanent pastures, orchards, vineyards.	Woodland and forest.	Other unimproved, including "waste lands" not growing wood.	Of farm, including land, fences, and buildings.	Of farming implements and machinery.	Of Live Stock.	Cost of building and repairing in 1879.	Cost of fertilizers purchased in 1879.	Amount paid for wages for farm labor during 1879, including value of board.	Weeks hired labor in 1879 upon farm (and dairy) exclusive of housework	Estimated value of all farm productions (sold, consumed, or on hand) for 1879.	Mown.	Not Mown.	Hay.	Clover Seed.	Grass Seed.	Horses of all ages on hand June 1, 1880.	Mules and Asses, all ages, on hand June 1, 1880.
	No.	No.	No.	No.	No.	No.	No.	Dollars.	Dollars.	Dollars.	Dollars.	Dollars.	Dollars.	No.	Dollars.	Acres.	Acres.	Tons.	Bushels.	Bushels.	No.	No.
1	2	3	4	5	6	7	8	9	10	11	12	13	14	15	16	17	18	19	20	21	22	23
1	James R. McIver	/		45	90	145		2500	100	1500	100		150	25	350	30	40	25		10	10	1
2	Alfred Andrews	/		40	30	130		1800	100	1800					600		30	60			4	6
3	Matison Simmons	/		60	160	100		3000	100	1200	200		100	50	300	40	120	35			1	3
4	Thomas Hardwick	/		40				320	25	175	40				175						1	7
5	Columbus Hurst	/		26		36		500	25	280			10		150						2	
6	William J Hurst	/		40	40	100		2200	200	700			60	20	565	20	20	36			6	1
7	Thomas J Miller		/	85	20	15		1000	60	170	50		50	25	500	12	6	4			1	1
8	Robert Bryan		/	25	25			500	25	25	30				135		25				2	
9	Melvin Thompson	/		40	50	20		1500	50	200	25				150		50				3	
10	Jefferson Vance	/		50	12	60		1200	175	400	40			25	200	6	6	2			5	1

NEAT CATTLE AND THEIR PRODUCTS.											SHEEP.										SWINE.	POULTRY ON HAND JUNE 1ST, 1880, EXCLUSIVE OF SPRING HATCHING.		EGGS PRODUCED IN 1879.
ON HAND JUNE 1, 1880.			MOVEMENT, 1879.								ON hand June 1, 1880.	MOVEMENT, 1879.							CLIP, SPRING 1880, SHORN AND TO BE SHORN.		ON hand June 1, 1880.			
			Cattle of all ages									Lambs dropped.	Sheep and lambs						Fleeces.	Weight.		Barn-yard.	Other.	
Working oxen.	Milch cows.	Other.	Calves dropped.	Purchased.	Sold living.	Slaughtered.	Died, strayed, and stolen, and not recovered.	Milk sold, or sent to butter and cheese factories in 1879.	Butter made on the farm in 1879.	Cheese made on the farm in 1879.			Purchased.	Sold living.	Slaughtered.	Killed by dogs.	Died of disease.	Died of stress of weather.						
No.	No.	No.	No.	No.	No.	No.	No.	Gallons.	Lbs.	Lbs.	No.	No	No.	No.	No.	No.	No.	No.	No.	Lbs.	No.	No.	No.	Doz.
24	25	26	27	28	29	30	31	32	33	34	35	36	37	38	39	40	41	42	43	44	45	46	47	48
5	40	5		11	2		300																	
6	37	6	19	12	2	4	300				18	10	8						8	75	20	100		52
6	25	5		7	16		3		300												15	50		52
2	2	2							100												12	40		50
3	2	2	5	11					60		18	6	13				1		12	110	13	50		26
4	8	2		8					200		50	15		8	2		30		33	264	32	24		25
2	1	1	1	1					100					6			1				27	24		800
									100												15	70		365
2	1	1							125												14	35		100
2	3	1		1					100		20	12		20					20	170	29	36		104

CEREALS.												PULSE.		FIBER.						SUGAR.							
BARLEY. 1879.		BUCKWHEAT. 1879.		INDIAN CORN. 1879.		OATS. 1879.		RYE. 1879.		WHEAT 1879.				FLAX—1879.				HEMP.		SORGHUM—1879.			MAPLE—1879.		BROOM CORN. 1879.	
Area.	Crop.	Area.	Crop.	Area.	Crop.	Area.	Crop.	Area.	Crop.	Area.	Crop.	Canada Peas, (Dry.) in 1879.	Beans, (Dry.) in 1879.	Area in Crop.	Seed.	Straw.	Fiber.			Area in Crop.	Sugar.	Molasses.	Sugar.	Molasses.		
Acres.	Bush.	Acres.	Bush.	Acres.	Bush.	Acres.	Bush.	Acres.	Bush.	Acres.	Bush.	Bush.	Bush.	Acres.	Bush.	Tons.	Lbs.	Acs.	Tns.	Acres.	Lbs.	Galls.	Lbs.	Galls.	Acs.	Lbs.
49	50	51	52	53	54	55	56	57	58	59	60	61	62	63	64	65	66	67	68	69	70	71	72	73	74	75
				18	800	20	340			5	50															
				50	~~200~~	6	100			10	40									1		70				
				12	~~480~~		140																			
				25	625					7	45															
				21	750																					
				70	1750					3	40															
				60	2400					2	50															
				17	625	6	60													1		25				
				20	700															1		55				
				20	600	12	180			7	40															

HOPS. 1879.		POTATOES. (Irish.) 1879.		POTATOES. (Sweet.) 1879.		TOBACCO. 1879.		ORCHARDS—1879.					NURSERIES.		VINEYARDS.			MARKET GARDENS.	BEES—1879.		FOREST PRODUCTS.	
								APPLE.			PEACH.											
Area.	Crop.	Area.	Crop.	Area.	Crop.	Area.	Crop.	Acres.	Bearing trees.	Bushels, 1879.	Acres.	Bearing trees.	Bushels, 1879.	Total value of orchard products of all kinds sold or consumed.	Acres.	Value of produce sold in 1879.	Acres.	Grapes sold in 1879.	Wine made in 1879.	Value of produce sold in 1879.	Honey.	Wax.	Amount of wood cut in 1879.	Value of all forest products sold or consumed in 1879.
Acres.	Lbs.	Acres.	Bush.	Acres.	Bush.	Acres.	Lbs.	No.	No.	No.	No.	No.	No.	Dollars.	No.	Dollars.	No.	Lbs.	Galls.	Dollars.	Lbs.	Lbs.	Cords.	Dollars.
76	77	78	79	80	81	82	83	84	85	86	87	88	89	90	91	92	93	94	95	96	97	98	99	100
								3	20	15				6										
		½	15					3	20	20				8							125			
								6	25	100				20										
								2																
								3	50	150	1	20		75										
									15	5				2									20	40
								3	30	40				20										40
								3	70	150	1	10		75									25	50

B.

[7–306.]

Page No. 2
Supervisor's Dist: No. 7
Enumeration Dist: No. 192

NOTE A.—The light dotted perpendicular lines, which divide the spaces intended for numbers on this Schedule, are intended to separate the units, tens, &c., from each other, and the Enumerator should be careful that the figures are written within the small spaces so formed, thus: 741, the units in the right-hand small spaces.

NOTE B.—Make an affirmative entry by a slanting line (thus /) in one of the three columns 2, 3, and 4, according as the fact is in the case of each farm—in column 2, if the occupier is the owner of the farm; in column 3, if he is the tenant at a fixed money rental; in column 4, if he conducts it for a share of the product.

NOTE C.—Enumerators will observe that there are 100 questions relating to each farm, which are arranged in four successive divisions of each schedule page.

SCHEDULE 2.—Productions of Agriculture in Washington Township in the County of Ray, State of Mo

enumerated by me on the 2nd day of June, 1880. J. C. McIver, *Enumerator.*

OF THE PERSON WHO CONDUCTS THIS FARM.				ACRES OF LAND.				FARM VALUES.			FENCES.		LABOR.			GRASS LANDS.						
	TENURE.			IMPROVED.		UNIMPROVED.										ACREAGE 1879.		PRODUCTS HARVESTED IN 1879.				
THE NAME.	Owner.	Rents for fixed money rental.	Rents for shares of products.	Tilled, including fallow and grass in rotation, (whether pasture or meadow.)	Permanent meadows, permanent pastures, orchards, vineyards.	Woodland and forest.	Other unimproved, including "old fields" not growing wood.	Of farm, including land, fences, and buildings.	Of farming implements and machinery.	Of Live Stock.	Cost of building and repairing in 1879.	Cost of fertilizers purchased in 1879.	Amount paid for wages for farm labor during 1879, including value of board.	Weeks hired labor in 1879 upon farm (and dairy) excluding house-work.	Estimated value of all farm productions (sold, consumed, or on hand) for 1879.	Mown.	Not Mown.	Hay.	Clover Seed.	Grass Seed.	Horses of all ages on hand June 1, 1880.	Mules and Asses, all ages, on hand June 1, 1880.
				No.	No.	No.	No.	Dollars.	Dollars.	Dollars.	Dollars.	Dollars.	Dollars.	No.	Dollars.	Acres.	Acres.	Tons.	Bushels.	Bushels.	No.	No.
1	2	3	4	5	6	7	8	9	10	11	12	13	14	15	16	17	18	19	20	21	22	23
1 Miller William A	/			100	100	80		3750	300	1600	50		180		900	35	65	12			7	5
2 Gant Julius	/			3	5			200	40	150		10					5				3	
3 Nichols William	/			35	38			750	100	300	20			10	125		38					2
4 Rowel Hiram J.	/			100	290	70		3500	100	2000	100		100	10	800	70	230	35			6	3
5 Davis Samuel	/			38	1	29		300	25	175				10	100						1	3
6 Reynolds John			/	25		95		400	5	150				5	200						2	
7 Craven John			/	40				600	20	125					160						2	
8 McClure David Sr	/			75	25	200		3000	75	500	25		100	10	400	12	18	9			6	
9 Hanes Thomas	/			55	50	270		3800	35	485	50		230	10	250	15	35	14			5	
10 Swoveland Frank	/			35	20	25		640	25	330	40				200	4	16	2			6	

NEAT CATTLE AND THEIR PRODUCTS.											SHEEP.									SWINE.	POULTRY ON HAND JUNE 1ST, 1880, EXCLUSIVE OF SPRING HATCHING.		EGGS PRODUCED IN 1879.
ON HAND JUNE 1, 1880.			MOVEMENT, 1879.					Milk sold, or sent to butter and cheese factories in 1879.	Butter made on the farm in 1879.	Cheese made on the farm in 1879.	ON HAND JUNE 1, 1880.	MOVEMENT, 1879.						CLIP, SPRING 1880, SHORN AND TO BE SHORN.		ON HAND JUNE 1, 1880.			
			Cattle of all ages										Sheep and lambs										
Working oxen.	Milch cows.	Other.	Calves dropped.	Purchased.	Sold living.	Slaughtered.	Died, strayed, lost, stolen, and not accounted.					Lambs dropped.	Purchased.	Sold living.	Slaughtered.	Killed by dogs.	Died of disease.	Died of stress of weather.	Fleeces.	Weight.	On hand June 1, 1880.	Barn-yard.	Other.	
No.	No.	No.	No.	No.	No.	No.	No.	Gallons.	Lbs.	Lbs.	No.	No.	No.	No.	No.	No.	No.	No.	No.	Lbs.	No.	No.	No.	Doz.
24	25	26	27	28	29	30	31	32	33	34	35	36	37	38	39	40	41	42	43	44	45	46	47	48
1 12	28		7	5	2		3		300		23	15		10	2	3	2		33	250	50	24	4	50
2 2	1		1	1	1				100												18	30		50
3 3	1		1						75												7	20		60
4 10	60		9	30	12	1	1		300		18	10			1	12			18	108	60	50		100
5 1	3						1		50												7	9		20
6 2	1		1						100												8	25		25
7 1	1		1						75												6	50		100
8 4	11		2			1			75												30	25		75
9 1	4		1						100												40	24		75
10 2									400												25			50

CEREALS.												PULSE.		FIBER.						SUGAR.						BROOM CORN. 1879.	
BARLEY. 1879.		BUCKWHEAT. 1879.		INDIAN CORN. 1879.		OATS. 1879.		RYE. 1879.		WHEAT. 1879.		Canada Peas, (Dry.) in 1879.	Beans, (Dry.) in 1879.	FLAX—1879.				HEMP.		SORGHUM—1879.			MAPLE—1879.				
Area.	Crop.	Area.	Crop.	Area.	Crop.	Area.	Crop.	Area.	Crop.	Area.	Crop.			Area in Crop.	Seed.	Straw.	Fiber.			Area in Crop.	Sugar.	Molasses.	Sugar.	Molasses.			
Acres.	Bush.	Acres.	Bush.	Acres.	Bush.	Acres.	Bush.	Acres.	Bush.	Acres.	Bush.	Bush.	Bush.	Acres.	Bush.	Tons.	Lbs.	Acs.	Tns.	Acres.	Lbs.	Galls.	Lbs.	Galls.	Acs.	Lbs.
49	50	51	52	53	54	55	56	57	58	59	60	61	62	63	64	65	66	67	68	69	70	71	72	73	74	75
1				75	3175	12	200			15	115															
2				3	150																					
3				20	700	6	90			2	20															
4				70	2000					10	100															
5				15	500																					
6				18	500	2	20			10	70															
7				20	500	3	40			22	60															
8				40	1500	5	100			6	75															
9				25	1000																					
10				14	600	4	150			8	51															

HOPS. 1879.		POTATOES, (Irish.) 1879.		POTATOES, (Sweet.) 1879.		TOBACCO. 1879.		ORCHARDS—1879.						NURSERIES.		VINEYARDS.			MARKET GARDENS.	BEES—1879.		FOREST PRODUCTS.	
								APPLE.			PEACH.												
Area.	Crop.	Area.	Crop.	Area.	Crop.	Area.	Crop.	Acres.	Bearing trees.	Bushels. 1879.	Acres.	Bearing trees.	Bushels. 1879.	Total value of orchard products of all kinds sold or consumed.	Acres.	Value of produce sold in 1879.	Acres.	Grapes sold in 1879.	Wine made in 1879.	Value of produce sold in 1879.	Honey.	Wax.	Amount of wood cut in 1879.	Value of all forest products sold or consumed in 1879.
Acres.	Lbs.	Acres.	Bush.	Acres.	Bush.	Acres.	Lbs.	No.	No.	No.	No.	No.	No.	Dollars.	No.	Dollars.	No.	Lbs.	Galls.	Dollars.	Lbs.	Lbs.	Cords.	Dollars.
76	77	78	79	80	81	82	83	84	85	86	87	88	89	90	91	92	93	94	95	96	97	98	99	100
								4	200	200				80							400		25	35
																							15	30
								4	60	100				60									25	60
								1	25														10	10
																							10	10
																							20	20
																							20	30
								1	40	10				5									15	40
								2	20														20	30

Received July 30, 1880.

Page No. 2
Supervisor's Dist: No. 7th
Enumeration Dist: No. 182nd

NOTE A.—The light dotted perpendicular lines, which divide the spaces intended for numbers on this Schedule, are intended to separate the units, tens, &c., from each other, and the Enumerator should be careful that the figures are written within the small spaces so formed, thus: 7 4, the units in the right-hand small spaces. 4 2 1. 3 9.

NOTE B.—Make an affirmative entry by a slanting line (thus /) in one of the three columns 2, 3, and 4, according as the fact is in the case of each farm—in column 2, if the occupier is the owner of the farm; in column 3, if he is the tenant at a fixed money rental; in column 4, if he conducts it for a share of the product.

NOTE C.—Enumerators will observe that there are 100 questions relating to each farm, which are arranged in four successive divisions of each schedule page.

SCHEDULE 2.—Productions of Agriculture in Washington Township in the County of Ray, State of Missouri

enumerated by me on the 2nd day of June, 1880. J. L. McIver, *Enumerator.*

OF THE PERSON WHO CONDUCTS THIS FARM.				ACRES OF LAND.				FARM VALUES.			FENCES.		LABOR.			GRASS LANDS.						
	TENURE.			IMPROVED.		UNIMPROVED.										ACREAGE 1879.		PRODUCTS HARVESTED IN 1879.				
THE NAME.	Owner.	Rents for fixed money rental.	Rents for shares of products.	Tilled, including fallow and grass in rotation, (whether pasture or meadow.)	Permanent meadows, permanent pastures, orchards, vineyards.	Woodland and forest.	Other unimproved, including "old fields" not growing wood.	Of farm, including land, fences, and buildings.	Of farming implements and machinery.	Of Live Stock.	Cost of building and repairing in 1879.	Cost of fertilizers purchased in 1879.	Amount paid for wages for farm labor during 1879, including value of board.	Weeks hired labor in 1879 upon farm (and dairy) excluding house-work.	Estimated value of all farm productions (sold, consumed, or on hand) for 1879.	Mown.	Not Mown.	Hay.	Clover Seed.	Grass Seed.	Horses of all ages on hand June 1, 1880.	Mules and Asses, all ages, on hand June 1, 1880.
				No.	No.	No.	No.	Dollars.	Dollars.	Dollars.	Dollars.	Dollars.	Dollars.	No.	Dollars.	Acres.	Acres.	Tons.	Bushels.	Bushels.	No.	No.
1	2	3	4	5	6	7	8	9	10	11	12	13	14	15	16	17	18	19	20	21	22	23
1 Gleavenger William	/			40		40		600	50	925				10	130						2	
2 Hinsch Richard	/			35	46	80		1280	50	450	25			10	300	17	17	2			5	
3 Green John		/		12				150	20	100	25				100						3	
4 Hansen Wesley	/			70	30	180		2000	75	1200	25			30	500	15	16	15			13	1
5 Oiburn Edward	/			40				400	15	50					70						1	
6 Wade John	/			30	3	87		840	50	400					200						4	3
7 Simmons Valentine		/		30				300	25	125					200						2	
8 Simmons Ludrick	/			270	260	370		9000	200	1800	100				1000	40	220	100			14	2
9 Kirk Lawson	/			80	16	40		1600	100	600					400	10		20			8	2
10 Hay Henry	/			200	60	220		3500	100	750	20		175	20	360	12	60	18			9	

NEAT CATTLE AND THEIR PRODUCTS.											SHEEP.									SWINE.	POULTRY ON HAND JUNE 1ST, 1880, EXCLUSIVE OF SPRING HATCHING.		
ON HAND JUNE 1, 1880.			MOVEMENT, 1879.									MOVEMENT, 1879.							CLIP, SPRING 1880, SHORN AND TO BE SHORN.					
				Cattle of all ages								Sheep and lambs											
Working oxen.	Milch cows.	Other.	Calves dropped.	Purchased.	Sold living.	Slaughtered.	Died, strayed, and stolen, and not recovered.	Milk sold, or sent to butter and cheese factories in 1879.	Butter made on the farm in 1879.	Cheese made on the farm in 1879.	On hand June 1, 1880.	Lambs dropped.	Purchased.	Sold living.	Slaughtered.	Killed by dogs.	Died of disease.	Died of stress of weather.	Fleeces.	Weight.	On hand June 1, 1880.	Barn-yard.	Other.	Eggs produced in 1879.
No.	No.	No.	No.	No.	No.	No.	No.	Gallons.	Lbs.	Lbs.	No.	No.	No.	No.	No.	No.	No.	No.	No.	Lbs.	No.	No.	No.	Doz.
24	25	26	27	28	29	30	31	32	33	34	35	36	37	38	39	40	41	42	43	44	45	46	47	48
1	2	1	1	1	2				75					22					16	64	1	24		52
2	4	9	3	8	2	1			150												21	36		100
3	1				1				40												9	24		60
4	3	10	1		8	1			100												70	18		300
5	1	1	1						50													27		25
6	5	4	5		2	1			50		28	14				2			28	144	25	40		100
7	1	1	1						50												10	25		25
8	6	44	4	60	58	1	2		300		95	15				9			35	105	50	50		300
9	6	6	6						150		9	6							3	12	15	40		120
10	4	8	4		4	1	3		100												35	50		200

CEREALS.												PULSE.		FIBER.						SUGAR.						BROOM CORN. 1879.	
BARLEY. 1879.		BUCKWHEAT. 1879.		INDIAN CORN. 1879.		OATS. 1879.		RYE. 1879.		WHEAT. 1879.		Canada Peas, (Dry.) in 1879.	Peanuts, (Dry.) in 1879.	FLAX—1879.				HEMP.		SORGHUM—1879.			MAPLE—1879.				
Area.	Crop.	Area.	Crop.	Area.	Crop.	Area.	Crop.	Area.	Crop.	Area.	Crop.			Area in Crop.	Seed.	Straw.	Fiber.			Area in Crop.	Sugar.	Molasses.	Sugar.	Molasses.			
Acres.	Bush.	Acres.	Bush.	Acres.	Bush.	Acres.	Bush.	Acres.	Bush.	Acres.	Bush.	Bush.	Bush.	Acres.	Bush.	Tons.	Lbs.	Acs.	Tns.	Acres.	Lbs.	Galls.	Lbs.	Galls.	Acs.	Lbs.
49	50	51	52	53	54	55	56	57	58	59	60	61	62	63	64	65	66	67	68	69	70	71	72	73	74	75
1				18	500	1	40			6	30															
2				30	1000					7	54									1		100				
3				12	500																					
4				45	1800	5	125			18	99		1													
5				12	300	4	50																			
6				20	700					9	55									3		40				
7				30	1000																					
8				140	4000	25	500			12	120									1		100				
9				40	1500	10	200																			
10				28	1500																					

HOPS. 1879.		POTATOES, (Irish.) 1879.		POTATOES, (Sweet.) 1879.		TOBACCO. 1879.		ORCHARDS—1879.						NURSERIES.		VINEYARDS.			MARKET GARDENS.	BEES—1879.		FOREST PRODUCTS.	
								APPLE.			PEACH.			Total value of orchard products of all kinds sold or consumed.									
Area.	Crop.	Area.	Crop.	Area.	Crop.	Area.	Crop.	Acres.	Bearing trees.	Bushels. 1879.	Acres.	Bearing trees.	Bushels. 1879.		Acres.	Value of produce sold in 1879.	Acres.	Grapes sold in 1879.	Wine made in 1879.	Value of produce sold in 1879.	Honey.	Wax.	Amount of wood cut in 1879.	Value of all forest products sold or consumed in 1879.
Acres.	Lbs.	Acres.	Bush.	Acres.	Bush.	Acres.	Lbs.	No.	No.	No.	No.	No.	No.	Dollars.	No.	Dollars.	No.	Lbs.	Galls.	Dollars.	Lbs.	Lbs.	Cords.	Dollars.
76	77	78	79	80	81	82	83	84	85	86	87	88	89	90	91	92	93	94	95	96	97	98	99	100
								1	52	25				10									20	20
								3	20												80		20	20
																							5	5
								2	25	25				10									20	30
								2	30	30				16									25	100
		1	25					8	100	150				75									8	50
								3	60	125				60									10	10
								1	20		1	50											15	25

D.

[7–306.]

Page No. 4
Supervisor's Dist: No. 7
Enumeration Dist: No. 132nd

NOTE A.—The light dotted perpendicular lines, which divide the spaces intended for numbers on this Schedule, are intended to separate the units, tens, &c., from each other, and the Enumerator should be careful that the figures are written within the small spaces so formed, thus: | 7 4 |, the units in the right-hand small spaces.

NOTE B.—Make an affirmative entry by a slanting line (thus /) in one of the three columns 2, 3, and 4, according as the fact is in the case of each farm—in column 2, if the occupier is the owner of the farm; in column 3, if he is the tenant at a fixed money rental; in column 4, if he conducts it for a share of the product.

NOTE C.—Enumerators will observe that there are 100 questions relating to each farm, which are arranged in four successive divisions of each schedule page.

SCHEDULE 2.—Productions of Agriculture in Fishing River Township in the County of Ray, State of Missouri

enumerated by me on the 3 day of June, 1880. J. C. McGuire, *Enumerator.*

OF THE PERSON WHO CONDUCTS THIS FARM.				ACRES OF LAND.				FARM VALUES.			FENCES.		LABOR.			GRASS LANDS.						
	TENURE.			IMPROVED.		UNIMPROVED.										ACREAGE 1879.		PRODUCTS HARVESTED IN 1879.				
THE NAME.	Owner.	Rents for fixed money rental.	Rents for shares of products.	Tilled, including fallow and grass in rotation, (whether pasture or meadow.)	Permanent meadows, permanent pastures, orchards, vineyards.	Woodland and forest.	Other unimproved, including "old fields" not growing wood.	Of farm, including land, fences, and buildings.	Of farming implements and machinery.	Of Live Stock.	Cost of building and repairing in 1879.	Cost of fertilizers purchased in 1879.	Amount paid for wages for farm labor during 1879, including value of board.	Weeks hired labor in 1879 upon farm (and dairy) excluding house-work.	Estimated value of all farm productions (sold, consumed, or on hand) for 1879.	Mown.	Not Mown.	Hay.	Clover Seed.	Grass Seed.	Horses of all ages on hand June 1, 1880.	Mules and Asses, all ages, on hand June 1, 1880.
				No.	No.	No.	No.	Dollars.	Dollars.	Dollars.	Dollars.	Dollars.	Dollars.	No.	Dollars.	Acres.	Acres.	Tons.	Bushels.	Bushels.	No.	No.
1	2	3	4	5	6	7	8	9	10	11	12	13	14	15	16	17	18	19	20	21	22	23
1 Crowley James	/			25	3 00	80		8000	200	2050	100		200		200		300				5	
2 Aldhum Napoleon	/				80			1000		500							80				2	
3 Donilson John	/			45		35		800	10	150					80						2	
4 Hasch William	/			30	12	60		1000	25	200	50			20	75	6	6	1			2	
5 Shelton David	/			6		13		100	40	300					25						2	3
6 McCanless Fanus	/			65		35		500	50	200					225	3		3			4	
7 Haxter Thomas	/			40	40	40		700	50	250	10		30		175	4	40	2			4	
8 Hess Silas A			1	26		55		400	50	175					100						3	
9 Nelson William	/			45		75		500	25	300	25				150						4	1
10 Chaney John			1	20				100	25	125					50						2	

NEAT CATTLE AND THEIR PRODUCTS.

ON HAND JUNE 1, 1880.			MOVEMENT, 1879.					Milk sold, or sent to but ter and cheese factories in 1879.	Butter made on the farm in 1879.	Cheese made on the farm in 1879.
			Cattle of all ages							
Working oxen.	Milch cows.	Other.	Calves dropped.	Purchased.	Sold living.	Slaughtered.	Died, strayed, and lost, and not recovered.			
No.	No.	No.	No.	No.	No.	No.	No.	Gallons.	Lbs.	Lbs.
24	25	26	27	28	29	30	31	32	33	34
	3	15	1	1000	1000	2			300	
	2								125	
		2			5				100	
	2	4	3		1				50	
	2	1	1	1	1				25	
	2	1			2				100	
	2	3	1	2	1				100	
	1	1							60	
	1			1			1		100	
	2									

SHEEP.

On hand June 1, 1880.	MOVEMENT, 1879.							CLIP, SPRING 1880, SHORN AND TO BE SHORN.		SWINE.	POULTRY ON HAND JUNE 1ST, 1880, EXCLUSIVE OF SPRING HATCHING.		EGGS PRODUCED IN 1879.
	Lambs dropped.	Sheep and lambs											
		Purchased.	Sold living.	Slaughtered.	Killed by dogs.	Died of disease.	Died of effects of weather.	Fleeces.	Weight.	On hand June 1, 1880.	Barn-yard.	Other.	
No.	No.	No.	No.	No.	No.	No.	No.	No.	Lbs.	No.	No.	No.	Doz.
35	36	37	38	39	40	41	42	43	44	45	46	47	48
										20	100		300
200	60	300	100			3		200	380		50		150
19	9			2		2		11	40	6	26		62
10	4				4			10	40	18	24		100
6	6		4					6	25	14	24		50
										30	60		100
										20	26		100
										4	36		75
										15	36		100
											12		25

CEREALS.

BARLEY. 1879.		BUCKWHEAT. 1879.		INDIAN CORN. 1879.		OATS. 1879.		RYE. 1879.		WHEAT. 1879.		PULSE.		FIBER.						SUGAR.						BROOM CORN. 1879.	
														FLAX—1879.				HEMP		SORGHUM—1879.			MAPLE—1879.				
Area.	Crop.	Area.	Crop.	Area.	Crop.	Area.	Crop.	Area.	Crop.	Area.	Crop.	Canada Peas. (Dry.) in 1879.	Beans. (Dry.) in 1879.	Area in Crop.	Seed.	Straw.	Fiber.			Area in Crop.	Sugar.	Molasses.	Sugar.	Molasses.		Area.	Crop.
Acres.	Bush.	Acres.	Bush.	Acres.	Bush.	Acres.	Bush.	Acres.	Bush.	Acres.	Bush.	Bush.	Bush.	Acres.	Bush.	Tons.	Lbs.	Acs.	Tns.	Acres.	Lbs.	Galls.	Lbs.	Galls.		Acs.	Lbs.
49	50	51	52	53	54	55	56	57	58	59	60	61	62	63	64	65	66	67	68	69	70	71	72	73		74	75
				25	1000																						
				15	400	8	100			5	30																
				15	300																						
				6	150																						
				30	1100															1		60					
				25	850			1	20	6	25																
				20	500																						
				25	500	15	150			4	17																
				7	200																						

ORCHARDS—1879.

HOPS. 1879.		POTATOES, (Irish.) 1879.		POTATOES, (Sweet.) 1879.		TOBACCO. 1879.		APPLE.			PEACH.			Total value of orchard products of all kinds sold or consumed.	NURSERIES.		VINEYARDS.			MARKET GARDENS.	BEES—1879.		FOREST PRODUCTS.	
Area.	Crop.	Area.	Crop.	Area.	Crop.	Area.	Crop.	Acres.	Bearing trees.	Bushels. 1879.	Acres.	Bearing trees.	Bushels. 1879.		Acres.	Value of produce sold in 1879.	Acres.	Grapes sold in 1879.	Wine made in 1879.	Value of produce sold in 1879.	Honey.	Wax.	Amount of wood cut in 1879.	Value of all forest products sold or consumed in 1879.
Acres.	Lbs.	Acres.	Bush.	Acres.	Bush.	Acres.	Lbs.	No.	No.	No.	No.	No.	No.	Dollars.	No.	Dollars.	No.	Lbs.	Galls.	Dollars.	Lbs.	Lbs.	Cords.	Dollars.
76	77	78	79	80	81	82	83	84	85	86	87	88	89	90	91	92	93	94	95	96	97	98	99	100
								3	150	130				50									30	50
																							10	10
								1	8	2				100									10	15
																							10	10
																							10	10
																							10	20
																							10	10
								1	22														10	50
																							5	10

Received July 30, 1880. A.

Page No. 6
Supervisor's Dist: No. 7
Enumeration Dist: No. 132

NOTE A.—The light dotted perpendicular lines, which divide the spaces intended for numbers on this Schedule, are intended to separate the units, tens, &c., from each other, and the Enumerator should be careful that the figures are written within the small spaces so formed, thus: | | 7 | 4 |, the units in the right-hand small spaces. | | 4 | 2 | 1 | | | 3 | 9 |

NOTE B.—Make an affirmative entry by a slanting line (thus /) in one of the three columns 2, 3, and 4, according as the fact is in the case of each farm—in column 2, if the occupier is the owner of the farm; in column 3, if he is the tenant at a fixed money rental; in column 4, if he conducts it for a share of the product.

NOTE C.—Enumerators will observe that there are 100 questions relating to each farm, which are arranged in four successive divisions of each schedule page.

SCHEDULE 2.—Productions of Agriculture in Fishingaw Township in the County of Ray, State of Missouri

enumerated by me on the 2nd day of June, 1880.

J. L. McIver,
Enumerator.

OF THE PERSON WHO CONDUCTS THIS FARM.				ACRES OF LAND.				FARM VALUES.			FENCES.		LABOR.			GRASS LANDS.						
	TENURE.			IMPROVED.		UNIMPROVED.										ACREAGE 1879.		PRODUCTS HARVESTED IN 1879.				
THE NAME.	Owner.	Rents for fixed money rental.	Rents for shares of products.	Tilled, including fallow and grass in rotation. (whether pasture or meadow.)	Permanent meadows, permanent pastures, orchards, vineyards.	Woodland and forest.	Other unimproved, including "old fields" not growing wood.	Of farm, including land, fences, and buildings.	Of farming implements and machinery.	Of Live Stock.	Cost of building and repairing in 1879.	Cost of fertilizers purchased in 1879.	Amount paid for wages for farm labor during 1879, including value of board.	Weeks hired labor in 1879 upon farm and dairy (exclusive of house-work.	Estimated value of all farm productions (sold, consumed, or on hand) for 1879.	Mown.	Not Mown.	Hay.	Clover Seed.	Grass Seed.	Horses of all ages on hand June 1, 1880.	Mules and Asses, all ages, on hand June 1, 1880.
	No.	No.	No.	No.	No.	No.	No.	Dollars.	Dollars.	Dollars.	Dollars.	Dollars.	Dollars.	No.	Dollars.	Acres.	Acres.	Tons.	Bushels.	Bushels.	No.	No.
1	2	3	4	5	6	7	8	9	10	11	12	13	14	15	16	17	18	19	20	21	22	23
1 Mahorney Robbert	/			4		46		150	25	150					125						3	
2 Sanderson George		/		60		20		400	50	100	25				125	1		1			2	1
3 Gant William	/			6		9		120	20	250					275						4	
4 Cleavenger Collie	/			120	13	30		1600	75	200	50				300		10				2	
5 Cleavenger Isaac		/		60		20		800	75	300											1	3
6 Davis Calvin	/			10		30		100	20	100	30				62						1	
7 Williams Bruce		/		22				150	40	200					188						3	
8 Harris Wyley B.	/			50	42		68	1600	100	670				16	200	4	38	2			4	4
9 Smith Clay	/			130	400	80		12600	100	4000	200			200	600	100	300	200			1	4
10 Harder Wisley	/			60	20	20		1000	150	500	100			10	260		20				4	

NEAT CATTLE AND THEIR PRODUCTS.											SHEEP.										SWINE.	POULTRY ON HAND JUNE 1ST, 1880, EXCLUSIVE OF SPRING HATCHING.		EGGS PRODUCED IN 1879.
ON HAND JUNE 1, 1880.			MOVEMENT, 1879.										MOVEMENT, 1879.						CLIP, SPRING 1880, SHORN AND TO BE SHORN.					
			Cattle of all ages										Sheep and lambs											
Working oxen.	Milch cows.	Other.	Calves dropped.	Purchased.	Sold living.	Slaughtered.	Died, strayed, and st len, and not recovered.	Milk sold, or sent to butter and cheese factories in 1879.	Butter made on the farm in 1879.	Cheese made on the farm in 1879.	On hand June 1, 1880.	Lambs dropped.	Purchased.	Sold living.	Slaughtered.	Killed by dogs.	Died of disease.	Died of stress of weather.	Fleeces.	Weight.	On hand June 1, 1880.	Barn-yard.	Other.	
No.	No.	No.	No.	No.	No.	No.	No.	Gallons.	Lbs.	Lbs.	No.	No.	No.	No.	No.	No.	No.	No.	No.	Lbs.	No.	No.	No.	Doz.
24	25	26	27	28	29	30	31	32	33	34	35	36	37	38	39	40	41	42	43	44	45	46	47	48
1	2				3				100												20	45		100
2	1	1	1	1							3								3	12	3	30		100
3	1				1				25												12	12		50
4	2	1			1				100												16	36	50	100
5	2	1			4				100												18	20	100	100
6	1	1	1						50													15		25
7	2								100												5	27		50
8	5	11	3	5	13				150		9	2	3			1	1		7	66	22	45		175
9	3	60	3	60	60				150												60	24		60
10	3	11	4		1		1		100												30	25		75

CEREALS.												PULSE.		FIBER.						SUGAR.					BROOM CORN. 1879.	
BARLEY. 1879.		BUCKWHEAT. 1879.		INDIAN CORN. 1879.		OATS. 1879.		RYE. 1879.		WHEAT. 1879.				FLAX—1879.				HEMP.		SORGHUM—1879.			MAPLE—1879.			
Area.	Crop.	Area.	Crop.	Area.	Crop.	Area.	Crop.	Area.	Crop.	Area.	Crop.	Canada Peas. (Dry.) in 1879.	Beans. (Dry.) in 1879.	Area in Crop.	Seed.	Straw.	Fiber.			Area in Cane.	Sugar.	Molasses.	Sugar.	Molasses.		
Acres.	Bush.	Acres.	Bush.	Acres.	Bush.	Acres.	Bush.	Acres.	Bush.	Acres.	Bush.	Bush.	Bush.	Acres.	Bush.	Tons.	Lbs.	Acs.	Tns.	Acres.	Lbs.	Galls.	Lbs.	Galls.	Acs.	Lbs.
49	50	51	52	53	54	55	56	57	58	59	60	61	62	63	64	65	66	67	68	69	70	71	72	73	74	75
1				30	600	12	100																			
2				15	600	1	20													1		30				
3				22	1000	5	160	5	12											1		100				
4				40	1600	18	300																			
5				10	200																					
6				8	260																					
7				15	750																					
8				35	700	8	100			4	30											25				
9				80	3000																					
10				30	1000	10	300																			

HOPS. 1879.		POTATOES, (Irish.) 1879.		POTATOES, (Sweet.) 1879.		TOBACCO. 1879.		ORCHARDS—1879.						NURSERIES.		VINEYARDS.			MARKET GARDENS.	BEES—1879.		FOREST PRODUCTS.	
								APPLE.			PEACH.												
Area.	Crop.	Area.	Crop.	Area.	Crop.	Area.	Crop.	Acres.	Bearing trees.	Bushels. 1879.	Acres.	Bearing trees.	Bushels. 1879.	Total value of orchard products of all kinds sold or consumed.	Acres.	Value of produce sold in 1879.	Acres.	Grapes sold in 1879.	Wine made in 1879.	Value of produce sold in 1879.	Honey.	Wax.	Amount of wood cut in 1879.	Value of all forest products sold or consumed in 1879.
Acres.	Lbs.	Acres.	Bush.	Acres.	Bush.	Acres.	Lbs.	No.	No.	No.	No.	No.	No.	Dollars.	No.	Dollars.	No.	Lbs.	Galls.	Dollars.	Lbs.	Lbs.	Cords.	Dollars.
76	77	78	79	80	81	82	83	84	85	86	87	88	89	90	91	92	93	94	95	96	97	98	99	100
1														7									15	45
2		1	30																				20	50
3																							10	15
4								3	200					50									10	15
5																								
6																							5	50
7																								
8								2	75	100				50							120	5	10	40
9																								
10								1	20	15				7							100	30	15	100

B.

[7—306.]

Page No. 6
Supervisor's Dist: No. 7
Enumeration Dist: No. 132

NOTE A.—The light dotted perpendicular lines, which divide the spaces intended for numbers on this Schedule, are intended to separate the units, tens, &c., from each other, and the Enumerator should be careful that the figures are written within the small spaces so formed, thus: | | 7 | 4 |, the units in the right-hand small spaces. | | 4 | 2 | 1 | | | 3 | 9 |

NOTE B.—Make an affirmative entry by a slanting line (thus /) in one of the three columns 2, 3, and 4, according as the fact is in the case of each farm—in column 2, if the occupier is the owner of the farm; in column 3, if he is the tenant at a fixed money rental; in column 4, if he conducts it for a share of the product.

NOTE C.—Enumerators will observe that there are 100 questions relating to each farm, which are arranged in four successive divisions of each schedule page.

SCHEDULE 2.—Productions of Agriculture in Hickman Township in the County of Ray, State of Mo

enumerated by me on the 4th day of June, 1880.

J. C. McGowen,
Enumerator.

OF THE PERSON WHO CONDUCTS THIS FARM.				ACRES OF LAND.				FARM VALUES.			FENCES.		LABOR.			GRASS LANDS.						
	TENURE.			IMPROVED.		UNIMPROVED.										ACREAGE 1879.		PRODUCTS HARVESTED IN 1879.				
THE NAME.	Owner.	Rents for fixed money rental.	Rents for shares of products.	Tilled, including fallow and grass in rotation. (whether pasture or meadow.)	Permanent meadows, permanent pastures, orchards, vineyards.	Woodland and forest.	Other unimproved, including "old fields" not growing wood.	Of farm, including land, fences, and buildings.	Of farming implements and machinery.	Of Live Stock.	Cost of building and repairing in 1879.	Cost of fertilizers purchased in 1879.	Amount paid for wages for farm labor during 1879, including value of board.	Weeks hired labor in 1879 upon farm (and dairy) excluding house-work	Estimated value of all farm productions (sold, consumed, or on hand) for 1879.	Mown.	Not Mown.	Hay.	Clover Seed.	Grass Seed.	Horses of all ages on hand June 1, 1880.	Mules and Asses, all ages, on hand June 1, 1880.
				No.	No.	No.	No.	Dollars.	Dollars.	Dollars.	Dollars.	Dollars.	Dollars.	No.	Dollars.	Acres.	Acres.	Tons.	Bushels.	Bushels.	No.	No.
1	2	3	4	5	6	7	8	9	10	11	12	13	14	15	16	17	18	19	20	21	22	23
1 Hankins James	/			30	35	20		450	10	300				10	140		35				2	3
2 Clevenger Isaac	/			35		15		250	50	150					100	5		8			2	
3 Hankins Olonzo	/			40	17	43		500	10	175	15				175	17		10			2	1
4 Thompson David			/	20	40	80		700	50	250	40				125						2	1
5 Kelton George		/		18		6		100	5	75	90		25		50						1	
6 Crow Geo W.			/	40				300	40	200					—						1	2
7 Gant Henry	/			50	5	45		600	20	100					25		5	3			2	
8 Thompson Joseph			/	60				1200	100	400					150						2	4
9 Gorgas William	/			50		191		1764	25	150	20				124						2	
10 Griffey Thomas			/	35	40	40		800	50	100	20						40				1	

NEAT CATTLE AND THEIR PRODUCTS.											SHEEP.											SWINE.	POULTRY ON HAND JUNE 1st, 1880, EXCLUSIVE OF SPRING HATCHING.		EGGS PRODUCED IN 1879.
ON HAND JUNE 1, 1880.			MOVEMENT 1879.								ON HAND JUNE 1, 1880.	MOVEMENT 1879.							CLIP, SPRING 1880, SHORN AND TO BE SHORN.		ON HAND JUNE 1, 1880.			
			Cattle of all ages									Lambs dropped.	Sheep and lambs											
Working oxen.	Milch cows.	Other.	Calves dropped.	Purchased.	Sold living.	Slaughtered.	Died, strayed, and stolen and not recovered.	Milk sold, or sent to butter and cheese factories in 1879.	Butter made on the farm in 1879.	Cheese made on the farm in 1879.			Purchased.	Sold living.	Slaughtered.	Killed by dogs.	Died of disease.	Died of stress of weather.	Fleeces.	Weight.		Barn-yard.	Other.	
No.	No.	No.	No.	No.	No.	No.	No.	Gallons.	Lbs.	Lbs.	No.	No.	No.	No.	No.	No.	No.	No.	No.	Lbs.	No.	No.	No.	Doz.
24	25	26	27	28	29	30	31	32	33	34	35	36	37	38	39	40	41	42	43	44	45	46	47	48
1	4				1					50										12	23		100	1
2	2	1							100											13	36		50	2
3	1	1				1			100											7	24		70	3
2	1	1							100											16	20		30	4
1									50											20	25		60	5
																								6
1					3				50		4	8							4	20	11	25		50	7
2	2	1				1			100					8							13	24		60	8
1						2			20												10	30		75	9
1	1	1				1			100												21	18		50	10

CEREALS.												PULSE.		FIBER.						SUGAR.					BROOM CORN. 1879.	
BARLEY. 1879.		BUCKWHEAT. 1879.		INDIAN CORN. 1879.		OATS. 1879.		RYE. 1879.		WHEAT. 1879.				FLAX—1879.				HEMP.		SORGHUM—1879.			MAPLE—1879.			
Area.	Crop.	Area.	Crop.	Area.	Crop.	Area.	Crop.	Area.	Crop.	Area.	Crop.	Canada Peas, (Dry), in 1879.	Beans, (Dry,) in 1879.	Area in Crop.	Seed.	Straw.	Fiber.			Area in Crop.	Sugar.	Molasses.	Sugar.	Molasses.		
Acres.	Bush.	Acres.	Bush.	Acres.	Bush.	Acres.	Bush.	Acres.	Bush.	Acres.	Bush.	Bush.	Bush.	Acres.	Bush.	Tons.	Lbs.	Acs.	Tns.	Acres.	Lbs.	Galls.	Lbs.	Galls.	Acs.	Lbs.
49	50	51	52	53	54	55	56	57	58	59	60	61	62	63	64	65	66	67	68	69	70	71	72	73	74	75
				15	500	5	100			2	20											17				
				20	300																	20				
				18	800	6	120			2	20											20				
				12	500																					
				10	250	1	20																			
				15	600	3	45			15	75															
				25	750																					
				15	500					3	25															
				22	480	8	50													1		50				

HOPS. 1879.		POTATOES, (Irish.) 1879.		POTATOES, (Sweet.) 1879.		TOBACCO. 1879.		ORCHARDS—1879.					NURSERIES.		VINEYARDS.			MARKET GARDENS.	BEES—1879.		FOREST PRODUCTS.	
								APPLE.			PEACH.											
Area.	Crop.	Area.	Crop.	Area.	Crop.	Area.	Crop.	Acres.	Bearing trees.	Bushels, 1879.	Acres.	Bearing trees.	Bushels, 1879.	Total value of orchard products of all kinds sold or consumed.	Acres.	Value of produce sold in 1879.	Acres.	Grapes sold in 1879.	Wine made in 1879.	Value of produce sold in 1879.	Honey.	Wax.	Amount of wood cut in 1879.	Value of all forest products sold or consumed in 1879.
Acres.	Lbs.	Acres.	Bush.	Acres.	Bush.	Acres.	Lbs.	No.	No.	No.	No.	No.	No.	Dollars.	No.	Dollars.	No.	Lbs.	Galls.	Dollars.	Lbs.	Lbs.	Cords.	Dollars.
76	77	78	79	80	81	82	83	84	85	86	87	88	89	90	91	92	93	94	95	96	97	98	99	100
		1	15																				10	10
											1	40											10	30
								1															10	25
											4	100											10	35
																							10	100
								1	20	15				7									10	10
								2	30	30				15									10	10
																							10	30
																							10	35

Received July 30, 1880. C.

Page No. 7
Supervisor's Dist: No. 7
Enumeration Dist: No. 182

NOTE A.—The light dotted perpendicular lines, which divide the spaces intended for numbers on this Schedule, are intended to separate the units, tens, &c., from each other, and the Enumerator should be careful that the figures are written within the small spaces so formed, thus: | | 7 4 |, the units in the right-hand small spaces. | | 4 2 1 | | | 3 9 |

NOTE B.—Make an affirmative entry by a slanting line (thus /) in one of the three columns 2, 3, and 4, according as the fact is in the case of each farm—in column 2, if the occupier is the owner of the farm; in column 3, if he is the tenant at a fixed money rental; in column 4, if he conducts it for a share of the product.

NOTE C.—Enumerators will observe that there are 100 questions relating to each farm, which are arranged in four successive divisions of each schedule page.

SCHEDULE 2.—Productions of Agriculture in Fishing river Township in the County of Ray, State of Missouri

enumerated by me on the 5th day of June, 1880.

J. C. McCaw
Enumerator.

OF THE PERSON WHO CONDUCTS THIS FARM.				ACRES OF LAND.				FARM VALUES.			FENCES.		LABOR.			GRASS LANDS.						
	TENURE.			IMPROVED.		UNIMPROVED.										ACREAGE 1879.		PRODUCTS HARVESTED IN 1879.				
THE NAME.	Owner.	Rents for fixed money rental.	Rents for shares of products.	Tilled, including fallow and grass in rotation, (whether pasture or meadow.)	Permanent meadow, permanent pasture, orchards, vineyards.	Woodland and forest.	Other unimproved, including "old fields" not growing wood.	Of farm, including land, fences, and buildings.	Of farming implements and machinery.	Of Live Stock.	Cost of building and repairing in 1879.	Cost of fertilizers purchased in 1879.	Amount paid for wages for farm labor during 1879, including value of board.	Weeks hired labor in 1879 upon farm (and dairy) excluding housework.	Estimated value of all farm productions (sold, consumed, or on hand) for 1879.	Mown.	Not Mown.	Hay.	Clover Seed.	Grass Seed.	Horses of all ages on hand June 1, 1880.	Mules and Asses, all ages, on hand June 1, 1880.
				No.	No.	No.	No.	Dollars.	Dollars.	Dollars.	Dollars.	Dollars.	Dollars.	No.	Dollars.	Acres.	Acres.	Tons.	Bushels.	Bushels.	No.	No.
1	2	3	4	5	6	7	8	9	10	11	12	13	14	15	16	17	18	19	20	21	22	23
1 Gant Wilborn	/			90		60		1050	25	525	50			10	200							
2 Marley George			/	25		20		250	25	60					150						4	3
3 Ware David	/			40		20		400	25	200					150						1	
4 Runn Samuel		/		10		45		200	25	60	25				—						3	
5 Bissell Calvin	/			40	360	100		7500	100	300			150		200		360					
6 Finch Caroline	/			30		6		175	20	100					50						4	1
7 Burrows William	/			10			50	350	25	100	10				60							2
8 Hankins Davis		/		60		23		800	25	60					270						2	
9 Porter Newton		/		17		29		75	5	175	20										1	
10 Metcalf John L	/			40		40		400	75	375	15				300						2	
																					6	

NEAT CATTLE AND THEIR PRODUCTS.											SHEEP.										SWINE.	POULTRY ON HAND JUNE 1ST, 1880, EXCLUSIVE OF SPRING HATCHING.		EGGS PRODUCED IN 1879.
ON HAND JUNE 1, 1880.			MOVEMENT, 1879.								ON HAND JUNE 1, 1880.	MOVEMENT, 1879.							CLIP, SPRING 1880, SHORN AND TO BE SHORN.		ON HAND JUNE 1, 1880.			
			Calves dropped.	Cattle of all ages			Died, strayed, and stolen, and not recovered.	Milk sold, or sent to butter and cheese factories in 1879.	Butter made on the farm in 1879.	Cheese made on the farm in 1879.		Lambs dropped.	Sheep and lambs											
Working oxen.	Milch cows.	Other.		Purchased.	Sold living.	Slaughtered.							Purchased.	Sold living.	Slaughtered.	Killed by dogs.	Died of disease.	Died of stress of weather.	Fleeces.	Weight.	On hand June 1, 1880.	Barn-yard.	Other.	
No.	No.	No.	No.	No.	No.	No.	No.	Gallons.	Lbs.	Lbs.	No.	No.	No.	No.	No.	No.	No.	No.	No.	Lbs.	No.	No.	No.	Doz.
24	25	26	27	28	29	30	31	32	33	34	35	36	37	38	39	40	41	42	43	44	45	46	47	48
1	3	11	2		5				150												15		50	100
2	1			2	2				100												9	12		100
3	2	1	1		2				50												12	30		75
4	1	1	1																					
5	2	12	1	8	8				100												3	7		25
6	1	1							50		9	1									11	20		50
7	2								75										9	20	10	25		50
8	1								50												5	25		50
9	2								40		3										9	25		50
10	2	2	2	1	1				100										2	6	22	20		40
																					3	72	8	100

CEREALS.										PULSE.		FIBER.						SUGAR.						BROOM CORN. 1879.	
BARLEY. 1879.		BUCKWHEAT. 1879.		INDIAN CORN. 1879.		OATS. 1879.		RYE. 1879.		WHEAT. 1879.		Canada Peas, (Dry.) in 1879.	Beans, (Dry.) in 1879.	FLAX—1879.			HEMP.			SORGHUM—1879.			MAPLE—1879.			
Area. Acres.	Crop. Bush.	Area. Acres.	Crop. Bush.	Area. Acres.	Crop. Bush.	Area. Acres.	Crop. Bush.	Area. Acres.	Crop. Bush.	Area. Acres.	Crop. Bush.			Area in Crop. Acres.	Seed. Bush.	Straw. Tons.	Fiber. Lbs.	Acs.	Tns.	Area in Crop. Acres.	Sugar. Lbs.	Molasses. Galls.	Sugar. Lbs.	Molasses. Galls.	Acs.	Lbs.
49	50	51	52	53	54	55	56	57	58	59	60	61	62	63	64	65	66	67	68	69	70	71	72	73	74	75
1				25	750	4	30	1	10	4	50									1/2		40				
2				35	650															1/2		40				
3				20	500	1	10			4	20									1		35				
4																										
5				30	1000	5	100																			
6				20	250	1	20																			
7				6	140	3	50																			
8				40	1000																					
9				10	200	7	70													1		90				
10				33	1000	4	50			5	30									1		100				

HOPS. 1879.		POTATOES, (Irish.) 1879.		POTATOES, (Sweet.) 1879.		TOBACCO. 1879.		ORCHARDS—1879.						NURSERIES.		VINEYARDS.			MARKET GARDENS.	BEES—1879.		FOREST PRODUCTS.	
								APPLE.			PEACH.												
Area. Acres.	Crop. Lbs.	Area. Acres.	Crop. Bush.	Area. Acres.	Crop. Bush.	Area. Acres.	Crop. Lbs.	Acres.	Bearing trees. No.	Bushels. 1879. No.	Acres.	Bearing trees. No.	Bushels. 1879. No.	Total value of orchard products of all kinds sold or consumed. Dollars.	Acres.	Value of produce sold in 1879. Dollars.	Acres.	Grapes sold in 1879. Lbs.	Wine made in 1879. Galls.	Value of produce sold in 1879. Dollars.	Honey. Lbs.	Wax. Lbs.	Amount of wood cut in 1879. Cords.	Value of all forest products sold or consumed in 1879. Dollars.
76	77	78	79	80	81	82	83	84	85	86	87	88	89	90	91	92	93	94	95	96	97	98	99	100
1								1	10															
2		1/2	25																				15	75
3																							10	25
4																							15	25
5																								
6																							15	20
7																							5	7
8								1	15														10	10
9																							20	20
10		1/2	60																				10	30
																								10

D.

[7–306.]

Page No. 8
Supervisor's Dist: No. 7
Enumeration Dist: No. 182

NOTE A.—The light dotted perpendicular lines, which divide the spaces intended for numbers on this Schedule, are intended to separate the units, tens, &c., from each other, and the Enumerator should be careful that the figures are written within the small spaces so formed, thus: 7 4, the units in the right-hand small spaces. 4 2 1 3 9

NOTE B.—Make an affirmative entry by a slanting line (thus /) in one of the three columns 2, 3, and 4, according as the fact is in the case of each farm—in column 2, if the occupier is the owner of the farm; in column 3, if he is the tenant at a fixed money rental; in column 4, if he conducts it for a share of the product.

NOTE C.—Enumerators will observe that there are 100 questions relating to each farm, which are arranged in four successive divisions of each schedule page.

SCHEDULE 2.—Productions of Agriculture in Fishingcreek Township in the County of Ray, State of Missouri

enumerated by me on the 7th day of June, 1880. J. C. McGuire
Enumerator.

OF THE PERSON WHO CONDUCTS THIS FARM.				ACRES OF LAND.				FARM VALUES.			FENCES.		LABOR.			GRASS LANDS.						
	TENURE.			IMPROVED.		UNIMPROVED.										ACREAGE 1879.		PRODUCTS HARVESTED IN 1879.				
THE NAME.	Owner.	Rents for fixed money rental.	Rents for shares of products.	Tilled, including fallow and grass in rotation, (whether pasture or meadow.)	Permanent meadows, permanent pastures, orchards, vineyards.	Woodland and forest.	Other unimproved, including "old fields" not growing wood.	Of farm, including land, fences, and buildings.	Of farming implements and machinery.	Of Live Stock.	Cost of building and repairing in 1879.	Cost of fertilizers purchased in 1879.	Amount paid for wages for farm labor during 1879, including value of board.	Weeks hired labor in 1879 upon farm (and dairy) excluding house-work.	Estimated value of all farm productions (sold, consumed, or on hand) for 1879.	Mown.	Not Mown.	Hay.	Clover Seed.	Grass Seed.	Horses of all ages on hand June 1, 1880.	Mules and Asses, all ages, on hand June 1, 1880.
				No.	No.	No.	No.	Dollars.	Dollars.	Dollars.	Dollars.	Dollars.	Dollars.	No.	Dollars.	Acres.	Acres.	Tons.	Bushels.	Bushels.	No.	No.
1	2	3	4	5	6	7	8	9	10	11	12	13	14	15	16	17	18	19	20	21	22	23
1 Dalis Williams	/			95	28	54		1500	85	450				10	250	8	20	4			4	1
2 Sallon Clevenger		/		7		5		100	10	100					100						1	
3 Aaron Clevenger	/			50	85	25		1000	50	400	20		125	10	100	12	72	12			5	
4 McGee Walker		/		6				60	5	50					80						1	
5 Daniels Lee W	/			7		13		100		65	25				43							
6 Cleavenger Moses	/			7		13		100	5	100	25				143						2	
7 Finley Lotspeit	/			6		24		150	15	40	20				100						1	
8 Cleavenger Samuel	/			92	336	76		2610	350	1630	200		500		270	60	276	20			4	12
9 Gant Lewis	/			30		20		600	20	175					150						2	
10 Cleavenger Alexander	/			20		20		500	15	175					150						1	2

NEAT CATTLE AND THEIR PRODUCTS.

ON HAND JUNE 1, 1880.			MOVEMENT, 1879.								SHEEP.										SWINE.	POULTRY ON HAND JUNE 1ST, 1880, EXCLUSIVE OF SPRING HATCHING.		EGGS PRODUCED IN 1879.
				Cattle of all ages							ON HAND JUNE 1, 1880.	MOVEMENT, 1879.							CLIP, SPRING 1880, SHORN AND TO BE SHORN.					
												Sheep and lambs											
Working oxen.	Milch cows.	Other.	Calves dropped.	Purchased.	Sold living.	Slaughtered.	Died, strayed, lost or left, and not recovered.	Milk sold, or sent to butter and cheese factories in 1879.	Butter made on the farm in 1879.	Cheese made on the farm in 1879.		Lambs dropped.	Purchased.	Sold living.	Slaughtered.	Killed by dogs.	Died of disease.	Died of other causes of weather.	Fleeces.	Weight.	On hand June 1, 1880.	Barn-yard.	Other.	
No.	No.	No.	No.	No.	No.	No.	No.	Gallons.	Lbs.	Lbs.	No.	No.	No.	No.	No.	No.	No.	No.	No.	Lbs.	No.	No.	No.	Doz.
24	25	26	27	28	29	30	31	32	33	34	35	36	37	38	39	40	41	42	43	44	45	46	47	48
1 3	4	1							150												90	40	3	150
2 1																					9	20		50
3 3	7	1			6				125		20	6		6	2				14	86	40	40		150
4																					6	20		50
5 2	1	1	1						50		3	1	2						2	8	16	12		50
6 1	1				1				50		9	2				1			7	14	4	10		40
7 6	32																					36		60
8 6	32	3	56	50		6	1		200		23	7	23	3							50	24		100
9 1	4	1		1					50					13					13	52	27	27		75
10 2	1	1	2	4					50												26	25		75

CEREALS.

BARLEY. 1879.		BUCKWHEAT. 1879.		INDIAN CORN. 1879.		OATS. 1879.		RYE. 1879.		WHEAT. 1879.		PULSE.		FIBER.						SUGAR.						BROOM CORN. 1879.	
														FLAX—1879.				HEMP		SORGHUM—1879.			MAPLE—1879.				
Area.	Crop.	Area.	Crop.	Area.	Crop.	Area.	Crop.	Area.	Crop.	Area.	Crop.	Canada Peas. (Dry.) in 1879.	Beans. (Dry.) in 1879.	Area in Crop.	Seed.	Straw.	Fiber.			Area in Crop.	Sugar.	Molasses.	Sugar.	Molasses.			
Acres.	Bush.	Acres.	Bush.	Acres.	Bush.	Acres.	Bush.	Acres.	Bush.	Acres.	Bush.	Bush.	Bush.	Acres.	Bush.	Tons.	Lbs.	Acs.	Tns.	Acres.	Lbs.	Galls.	Lbs.	Galls.	Acs.	Lbs.
49	50	51	52	53	54	55	56	57	58	59	60	61	62	63	64	65	66	67	68	69	70	71	72	73	74	75
1				35	1250	5	100			12	90															
2				7	300															½		55				
3				30	600	8	100			6	80															
4				6	200					4	30															
5				6	175																					
6				4	175																					
7				7	340																					
8				60	3000	20	600			6	51															
9				16	500					4	42									½		36				
10				20	500					7	60									½		35				

HOPS. 1879.		POTATOES, (Irish.) 1879.		POTATOES, (Sweet.) 1879.		TOBACCO. 1879.		ORCHARDS—1879.						NURSERIES.		VINEYARDS.			MARKET GARDENS.	BEES—1879.		FOREST PRODUCTS.	
								APPLE.			PEACH.												
Area.	Crop.	Area.	Crop.	Area.	Crop.	Area.	Crop.	Acres.	Bearing trees.	Bushels. 1879.	Acres.	Bearing trees.	Bushels. 1879.	Total value of orchard products of all kinds sold or consumed.	Acres.	Value of produce sold in 1879.	Acres	Grapes sold in 1879.	Wine made in 1879.	Value of produce sold in 1879.	Honey.	Wax.	Amount of wood cut in 1879.	Value of all forest products sold or consumed in 1879.
Acres.	Lbs.	Acres.	Bush.	Acres.	Bush.	Acres.	Lbs.	No.	No.	No.	No.	No.	No.	Dollars.	No.	Dollars.	No.	Lbs.	Gallo.	Dollars.	Lbs.	Lbs.	Cords.	Dollars.
76	77	78	79	80	81	82	83	84	85	86	87	88	89	90	91	92	93	94	95	96	97	98	99	100
			10					2	45	20														15
			10					3	30	10			50	50										10
																								15
																								15
																								20
								4	50	50	½	25		30										
		¼	10					2	20	30	½	20		12										
		¼	8					½																

B

[7—306.]

Received July 30, 1880.

A.

Page No. 9
Supervisor's Dist: No. 9
Enumeration Dist: No. 132-nd 11

NOTE A.—The light dotted perpendicular lines, which divide the spaces intended for numbers on this Schedule, are intended to separate the units, tens, &c., from each other, and the Enumerator should be careful that the figures are written within the small spaces so formed, thus: | 7 | 4 |, the units | 4 | 2 | 1 | in the right-hand small spaces. | 3 | 9 |

NOTE B.—Make an affirmative entry by a slanting line (thus /) in one of the three columns 2, 3, and 4, according as the fact is in the case of each farm—in column 2, if the occupier is the owner of the farm; in column 3, if he is the tenant at a fixed money rental; in column 4, if he conducts it for a share of the product.

NOTE C.—Enumerators will observe that there are 100 questions relating to each farm, which are arranged in four successive divisions of each schedule page.

SCHEDULE 2.—Productions of Agriculture in Tilhingman Township in the County of Ray, State of Me

enumerated by me on the 8th day of June, 1880.

J. C. McCourt,
Enumerator.

OF THE PERSON WHO CONDUCTS THIS FARM.				ACRES OF LAND.				FARM VALUES.			FENCES.		LABOR.			GRASS LANDS.						
	TENURE.			IMPROVED.		UNIMPROVED.										ACREAGE 1879.		PRODUCTS HARVESTED IN 1879.				
THE NAME.	Owner.	Rents for fixed money rental.	Rents for shares of products.	Tilled, including fallow and grass in rotation, (whether pasture or meadow.)	Permanent meadows, permanent pastures, orchards, vineyards.	Woodland and forest.	Other unimproved, including "old fields" not growing wood.	Of farm, including land, fences, and buildings.	Of farming implements and machinery.	Of Live Stock.	Cost of building and repairing in 1879.	Cost of fertilizers purchased in 1879.	Amount paid for wages for farm labor during 1879, including value of board.	Weeks hired labor in 1879 upon farm (and dairy) excluding house-work.	Estimated value of all farm productions (sold, consumed, or on hand) for 1879.	Mown.	Not Mown.	Hay.	Clover Seed.	Grass Seed.	Horses of all ages on hand June 1, 1880.	Mules and Asses, all ages, on hand June 1, 1880.
				No.	No.	No.	No.	Dollars.	Dollars.	Dollars.	Dollars.	Dollars.	Dollars.	No.	Dollars.	Acres.	Acres.	Tons.	Bushels.	Bushels.	No.	No.
1	2	3	4	5	6	7	8	9	10	11	12	13	14	15	16	17	18	19	20	21	22	23
1 Rickit Henry	/			30	15	24	7	400	25	200	25				130		15				3	
2 Morgan Nathaniel	/			20		20		200	40	175	25				100						3	
3 McClure John	/			35	10	40		1000	20	300				30	300	5	5	6				2
4 Odell David	/		X	48		22		700	50	150	25				325						2	1
5 Smart Joshua	/			38	11	34		900	100	450	30			60	250	4	7	2			3	2
6 Hall O. F.		/		14		6		160	20	225	10				75						2	2
7 Odell Edwin	/			50	16	89		750	20	250	40				8		15	10			4	1
8 Smart Leah			/	18				120	10	60					—						1	
9 Washington L H	/			30	12	5		400	50	300	20		100	10	250	8		5			5	1
10 Glasscock Archabald	/			28	102	40		1200	50	500	75			10	185	15	90	10			6	

NEAT CATTLE AND THEIR PRODUCTS.											SHEEP.										SWINE.	POULTRY ON HAND JUNE 1st, 1880, EXCLUSIVE OF SPRING HATCHING.		
ON HAND JUNE 1, 1880.			MOVEMENT, 1879.								ON HAND JUNE 1, 1880.	MOVEMENT, 1879.						CLIP, SPRING 1880, SHORN AND TO BE SHORN.						
			Cattle of all ages										Sheep and lambs											
Working oxen.	Milch cows.	Other.	Calves dropped.	Purchased.	Sold living.	Slaughtered.	Died, strayed, and stolen, and not recovered.	Milk sold, or sent to butter and cheese factories in 1879.	Butter made on the farm in 1879.	Cheese made on the farm in 1879.	On hand June 1, 1880.	Lambs dropped.	Purchased.	Sold living.	Slaughtered.	Killed by dogs.	Died of disease.	Died of stress of weather.	Fleeces.	Weight.	On hand June 1, 1880.	Barn-yard.	Other.	Eggs produced in 1879.
No.	No.	No.	No.	No.	No.	No.	No.	Gallons.	Lbs.	Lbs.	No.	No.	No.	No.	No.	No.	No.	No.	No.	Lbs.	No.	No.	No.	Doz.
24	25	26	27	28	29	30	31	32	33	34	35	36	37	38	39	40	41	42	43	44	45	46	47	48
1	3	1	1	1	1				100					15							30	50		125
2	2	3	2	1					100					11			1		7	20	18	24		75
3	1	1			2				50												19	36		100
4	2	2	1						100		8	2		10					8	30	16	7		50
5	3	4	2						100		4	2							2	10	19			25
6	1	1	1	1	1				50												20	34		100
7	2				3				70					13							16	20		50
8	1																				7	14		10
9	2	2	1						50		7	2							5	31	17	50		125
10	3	9	2	7	7	1	3		200		47	4	60	65					26	224	36	30		150

CEREALS.												PULSE.		FIBER.						SUGAR.							
BARLEY. 1879.		BUCKWHEAT. 1879.		INDIAN CORN. 1879.		OATS. 1879.		RYE. 1879.		WHEAT. 1879.		Canada Peas, (Dry,) in 1879.	Beans, (Dry,) in 1879.	FLAX—1879.			HEMP.			SORGHUM—1879.			MAPLE—1879.		BROOM CORN. 1879.	
Area.	Crop.	Area.	Crop.	Area.	Crop.	Area.	Crop.	Area.	Crop.	Area.	Crop.			Area in Crop.	Seed.	Straw.	Fiber.			Area in Crop.	Sugar.	Molasses.	Sugar.	Molasses.		
Acres.	Bush.	Acres.	Bush.	Acres.	Bush.	Acres.	Bush.	Acres.	Bush.	Acres.	Bush.	Bush.	Bush.	Acres.	Bush.	Tons.	Lbs.	Acs.	Tns.	Acres.	Lbs.	Galls.	Lbs.	Galls.	Acs.	Lbs.
49	50	51	52	53	54	55	56	57	58	59	60	61	62	63	64	65	66	67	68	69	70	71	72	73	74	75
1				20	500	4	25			5	30									1		50				
2										16	100															
3				22	800	9	200			16	145									1/2		35				
4				22	1000					7	58															
5				25	750	3	25			14	131															
6				14	375	4	25			4	20									1/4		20				
7				35	1000					8	85															
8																										
9				22	400	5	100													1/2		30				
10				20	650																					

HOPS. 1879.		POTATOES, (Irish.) 1879.		POTATOES, (Sweet.) 1879.		TOBACCO. 1879.		ORCHARDS—1879.						NURSERIES.		VINEYARDS.			MARKET GARDENS.	BEES—1879.		FOREST PRODUCTS.	
								APPLE.			PEACH.												
Area.	Crop.	Area.	Crop.	Area.	Crop.	Area.	Crop.	Acres.	Bearing trees.	Bushels. 1879.	Acres.	Bearing trees.	Bushels. 1879.	Total value of orchard products of all kinds sold or consumed.	Acres.	Value of produce sold in 1879.	Acres.	Grapes sold in 1879.	Wine made in 1879.	Value of produce sold in 1879.	Honey.	Wax.	Amount of wood cut in 1879.	Value of all forest products sold or consumed in 1879.
Acres.	Lbs.	Acres.	Bush.	Acres.	Bush.	Acres.	Lbs.	No.	No.	No.	No.	No.	No.	Dollars.	No.	Dollars.	No.	Lbs.	Galls.	Dollars.	Lbs.	Lbs.	Cords.	Dollars.
76	77	78	79	80	81	82	83	84	85	86	87	88	89	90	91	92	93	94	95	96	97	98	99	100
1			1/2	12																				20
2																								
3			1/4	20				3	60		1	15												
4			1/4	12																				25
5			1/4	25				1	20		1	50												30
6																								10
7								4	60	100	1/2	90	1	40										20
8																								
9			1/2	15				12	40		2	80									70	5		12
10			1/4	12			1/4	2	30		1	15									66	4		50

B.

[7–306.]

Page No. 10
Supervisor's Dist: No. 7
Enumeration Dist: No. 122 nd

NOTE A.—The light dotted perpendicular lines, which divide the spaces intended for numbers on this Schedule, are intended to separate the units, tens, &c., from each other, and the Enumerator should be careful that the figures are written within the small spaces so formed, thus: | 7 | 4 |, the units in the right-hand small spaces. | 4 | 2 | 1 | | 3 | 9 |

NOTE B.—Make an affirmative entry by a slanting line (thus /) in one of the three columns 2, 3, and 4, according as the fact is in the case of each farm—in column 2, if the occupier is the owner of the farm; in column 3, if he is the tenant at a fixed money rental; in column 4, if he conducts it for a share of the product.

NOTE C.—Enumerators will observe that there are 100 questions relating to each farm, which are arranged in four successive divisions of each schedule page.

SCHEDULE 2.—Productions of Agriculture in Fiskingriver Township in the County of Pay, State of Me

enumerated by me on the 9th day of June, 1880. J. C. McGown, *Enumerator.*

OF THE PERSON WHO CONDUCTS THIS FARM.				ACRES OF LAND.				FARM VALUES.			FENCES.		LABOR.			GRASS LANDS.						
	TENURE.			IMPROVED.		UNIMPROVED.										ACREAGE 1879.		PRODUCTS HARVESTED IN 1879.				
THE NAME.	Owner.	Rents for fixed money rental.	Rents for shares of products.	Tilled, including fallow and grass in rotation, (whether pasture or meadow.)	Permanent meadows, permanent pastures, orchards, vineyards.	Woodland and forest.	Other unimproved, (including "old fields" not growing wood.	Of farm, including land, fences, and buildings.	Of farming implements and machinery.	Of Live Stock.	Cost of building and repairing in 1879.	Cost of fertilizers purchased in 1879.	Amount paid for wages for farm labor during 1879, including value of board.	Weeks hired labor in 1879 upon farm (and dairy) excluding house-work	Estimated value of all farm productions (sold, consumed, or on hand) for 1879.	Mown.	Not Mown.	Hay.	Clover Seed.	Grass Seed.	Horses of all ages on hand June 1, 1880.	Mules and Asses, all ages, on hand June 1, 1880.
				No.	No.	No.	No.	Dollars.	Dollars.	Dollars.	Dollars.	Dollars.	Dollars.	No.	Dollars.	Acres.	Acres.	Tons.	Bushels.	Bushels.	No.	No.
1	2	3	4	5	6	7	8	9	10	11	12	13	14	15	16	17	18	19	20	21	22	23
1 Adle Johnson			/	36	44			1000	70	275				20	220		44				1	2
2 Carver Colet	/			20		20		300	12	172					85						3	
3 Hope John			/	25				200	50	200				10	150						1	2
4 McClure Henry	/			250	160		110	5200	275	4300	150		350	40	1000	40	120	40		10	8	6
5 Hope Thomas	/			36	4			600	60	150	25		20	10	200		4				4	1
6 Estes Thomas	/			45	20	95		1200	100	500	50				250	4	16	3			6	1
7 Daley Jeremiah C.	/			40	100	20		1400	100	900	200		300	25	200		100				5	4
8 Ed Lawson	/			80	12	25		800	60	100	25			20	300		12				2	
9 Cox William	/			22			3	175	25	100			15		100						2	
10 Cox Jasper Jr	/			36	10	20		600	25	175				10	150		10				3	

NEAT CATTLE AND THEIR PRODUCTS.											SHEEP.										SWINE.	POULTRY ON HAND JUNE 1st, 1880, EXCLUSIVE OF SPRING HATCHING.		EGGS PRODUCED IN 1879.
ON HAND JUNE 1, 1880.			MOVEMENT, 1879.										MOVEMENT, 1879.						CLIP, SPRING 1880, SHORN AND TO BE SHORN.						
			Cattle of all ages					Milk sold, or sent to butter and cheese factories in 1879.	Butter made on the farm in 1879.	Cheese made on the farm in 1879.			Sheep and lambs								On hand June 1, 1880.	Poultry		
Working oxen.	Milch cows.	Other.	Calves dropped.	Purchased.	Sold living.	Slaughtered.	Died, strayed, and stolen and not recovered.				On hand June 1, 1880.	Lambs dropped.	Purchased.	Sold living.	Slaughtered.	Killed by dogs.	Died of disease.	Died of stress of weather.	Fleeces.	Weight.	On hand June 1, 1880.	Barn-yard.	Other.	
No.	No.	No.	No.	No.	No.	No.	No.	Gallons.	Lbs.	Lbs.	No.	No.	No.	No.	No.	No.	No.	No.	No.	Lbs.	No.	No.	No.	Doz.
24	25	26	27	28	29	30	31	32	33	34	35	36	37	38	39	40	41	42	43	44	45	46	47	48
1	2	2	2	7	6				100				100	120		1			20	100	8	36		100
2	1	2	1						150		13	2					3		12	40	14	40		125
3	2	1	1	1	1				75												12	50		100
4	6	4	10	200	200	2			300												125	75		200
5	1	1	1		1				50												15	40		75
6	5	9	4	2					100												30	20		75
7	2	2	1		10	1			100												30	40		100
8	2	1	1						75												13	23		50
9	1	1							50												6	17		50
10	2	1	1						100		8	3							8	25	21	24		75

CEREALS.												PULSE.		FIBER.						SUGAR.						BROOM CORN. 1879.	
BARLEY. 1879.		BUCKWHEAT. 1879.		INDIAN CORN. 1879.		OATS. 1879.		RYE. 1879.		WHEAT. 1879.		Canada Peas, (Dry.) in 1879.	Beans, (Dry.) in 1879.	FLAX—1879.				HEMP.		SORGHUM—1879.			MAPLE—1879.				
Area.	Crop.	Area.	Crop.	Area.	Crop.	Area.	Crop.	Area.	Crop.	Area.	Crop.			Area in Crop.	Seed.	Straw.	Fiber.			Area in Crop.	Sugar.	Molasses.	Sugar.	Molasses.			
Acres.	Bush.	Acres.	Bush.	Acres.	Bush.	Acres.	Bush.	Acres.	Bush.	Acres.	Bush.	Bush.	Bush.	Acres.	Bush.	Tons.	Lbs.	Acs.	Tns.	Acres.	Lbs.	Galls.	Lbs.	Galls.	Acs.	Lbs.
49	50	51	52	53	54	55	56	57	58	59	60	61	62	63	64	65	66	67	68	69	70	71	72	73	74	75
1				25	1000					10	64															
2				12	500															1/2		50				
3				16	500					4	40									1/4		30				
4				~~45~~ 25	3000	25	450	15	20	25	350									1/8		15				
5				20	600					4	40															
6				26	750	10	100			3	27									1/4		44				
7				25	1000					15	90															
8				30	1000					30	307									1/2		45				
9				20	500					3	18									1/2		60				
10				25	500	8	100			10	60									1		160				

HOPS. 1879.		POTATOES, (Irish.) 1879.		POTATOES, (Sweet.) 1879.		TOBACCO. 1879.		ORCHARDS—1879.						Total value of orchard products of all kinds sold or consumed.	NURSERIES.		VINEYARDS.			MARKET GARDENS.	BEES—1879.		FOREST PRODUCTS.	
								APPLE.			PEACH.													
Area.	Crop.	Area.	Crop.	Area.	Crop.	Area.	Crop.	Acres.	Bearing trees.	Bushels. 1879.	Acres.	Bearing trees.	Bushels. 1879.		Acres.	Value of produce sold in 1879.	Acres.	Grapes sold in 1879.	Wine made in 1879.	Value of produce sold in 1879.	Honey.	Wax.	Amount of wood cut in 1879.	Value of all forest products sold or consumed in 1879.
Acres.	Lbs.	Acres.	Bush.	Acres.	Bush.	Acres.	Lbs.	No.	No.	No.	No.	No.	No.	Dollars.	No.	Dollars.	No.	Lbs.	Galls.	Dollars.	Lbs.	Lbs.	Cords.	Dollars.
76	77	78	79	80	81	82	83	84	85	86	87	88	89	90	91	92	93	94	95	96	97	98	99	100
		1/4	15					1	25	25				10							150	10		
		1/2	20								1/2	20												
		1/4	15																					
		1/2	40	1/4	15			2	120	30	1/2	50		15										
		1/4	20																					
			7		7			1	10	15				7							180	5		20
		1/2	50		12	1/8	50																	60
			30					2	15	15				6										10
			6																					
			10					1	25															10

PK.

PK.

Received July 30, 1880. C.

Page No. 11
Supervisor's Dist: No. 9
Enumeration Dist: No. 132nd 11

NOTE A.—The light dotted perpendicular lines, which divide the spaces intended for numbers on this Schedule, are intended to separate the units, tens, &c., from each other, and the Enumerator should be careful that the figures are written within the small spaces so formed, thus: 74, the units 421, in the right-hand small spaces. 39

NOTE B.—Make an affirmative entry by a slanting line (thus /) in one of the three columns 2, 3, and 4, according as the fact is in the case of each farm—in column 2, if the occupier is the owner of the farm; in column 3, if he is the tenant at a fixed money rental; in column 4, if he conducts it for a share of the product.

NOTE C.—Enumerators will observe that there are 100 questions relating to each farm, which are arranged in four successive divisions of each schedule page.

SCHEDULE 2.—Productions of Agriculture in Washington Township in the County of Ray, State of Ind

enumerated by me on the 9th day of June, 1880. J. C. McAfee,

Enumerator.

OF THE PERSON WHO CONDUCTS THIS FARM.				ACRES OF LAND.				FARM VALUES.			FENCES.		LABOR.			GRASS LANDS.						
	TENURE.			IMPROVED.		UNIMPROVED.										ACREAGE 1879.		PRODUCTS HARVESTED IN 1879.				
THE NAME.	Owner.	Rents for fixed money rental.	Rents for shares of products.	Tilled, including fallow and grass in rotation, (whether pasture or meadow.)	Permanent meadows, permanent pastures, orchards, vineyards.	Woodland and forest.	Other unimproved, including "old fields" not growing wood.	Of farm, including land, fences, and buildings.	Of farming implements and machinery.	Of Live Stock.	Cost of building and repairing, in 1879.	Cost of fertilizers purchased in 1879.	Amount paid for wages for farm labor during 1879, including value of board.	Weeks hired labor in 1879 upon farm and dairy) excluding house-work.	Estimated value of all farm productions (sold, consumed, or on hand) for 1879.	Mown.	Not Mown.	Hay.	Clover Seed.	Grass Seed.	Horses of all ages on hand June 1, 1880.	Mules and Asses, all ages, on hand June 1, 1880.
				No.	No.	No.	No.	Dollars.	Dollars.	Dollars.	Dollars.	Dollars.	Dollars.	No.	Dollars.	Acres.	Acres.	Tons.	Bushels.	Bushels.	No.	No.
1	2	3	4	5	6	7	8	9	10	11	12	13	14	15	16	17	18	19	20	21	22	23
1																						
2																						
3																						
4																						
5																						
6																						
7																						
8																						
9																						
10																						

NEAT CATTLE AND THEIR PRODUCTS.											SHEEP.										SWINE.	POULTRY ON HAND JUNE 1ST, 1880, EXCLUSIVE OF SPRING HATCHING.		
ON HAND JUNE 1, 1880.			MOVEMENT, 1879.								ON HAND JUNE 1, 1880.	MOVEMENT, 1879.							CLIP, SPRING 1880, SHORN AND TO BE SHORN.						
			Cattle of all ages										Sheep and lambs												
Working oxen.	Milch cows.	Other.	Calves dropped.	Purchased.	Sold living.	Slaughtered.	Died, strayed, and stolen, and not recovered.	Milk sold, or sent to butter and cheese factories in 1879.	Butter made on the farm in 1879.	Cheese made on the farm in 1879.		Lambs dropped.	Purchased.	Sold living.	Slaughtered.	Killed by dogs.	Died of disease.	Died of stress of weather.	Fleeces.	Weight.	On hand June 1, 1880.	Barn-yard.	Other.	Eggs produced in 1879.
No.	No.	No.	No.	No.	No.	No.	No.	Gallons.	Lbs.	Lbs.	No.	No.	No.	No.	No.	No.	No.	No.	No.	Lbs.	No.	No.	No.	Doz.
24	25	26	27	28	29	30	31	32	33	34	35	36	37	38	39	40	41	42	43	44	45	46	47	48
1																								
2																								
3																								
4																								
5																								
6																								
7																								
8																								
9																								
10																								

CEREALS.												PULSE.		FIBER.						SUGAR.					BROOM CORN.	
BARLEY. 1879.		BUCKWHEAT. 1879.		INDIAN CORN. 1879.		OATS. 1879.		RYE. 1879.		WHEAT. 1879.				FLAX—1879.				HEMP.		SORGHUM—1879.			MAPLE—1879.		1879.	
Area.	Crop.	Area.	Crop.	Area.	Crop.	Area.	Crop.	Area.	Crop.	Area.	Crop.	Canada Peas, (Dry.) in 1879.	Beans, (Dry.) in 1879.	Area in Crop.	Seed.	Straw.	Fiber.			Area in Crop.	Sugar.	Molasses.	Sugar.	Molasses.		
Acres.	Bush.	Acres.	Bush.	Acres.	Bush.	Acres.	Bush.	Acres.	Bush.	Acres.	Bush.	Bush.	Bush.	Acres.	Bush.	Tons.	Lbs.	Acs.	Tns.	Acres.	Lbs.	Galls.	Lbs.	Galls.	Acs.	Lbs.
49	50	51	52	53	54	55	56	57	58	59	60	61	62	63	64	65	66	67	68	69	70	71	72	73	74	75
1																										
2																										
3																										
4																										
5																										
6																										
7																										
8																										
9																										
10																										

HOPS. 1879.		POTATOES, (Irish.) 1879.		POTATOES, (Sweet.) 1879.		TOBACCO. 1879.		ORCHARDS—1879.							NURSERIES.		VINEYARDS.			MARKET GARDENS.	BEES—1879.		FOREST PRODUCTS.	
								APPLE.			PEACH.			Total value of orchard products of all kinds sold or consumed.										
Area.	Crop.	Area.	Crop.	Area.	Crop.	Area.	Crop.	Acres.	Bearing trees.	Bushels. 1879.	Acres.	Bearing trees.	Bushels. 1879.		Acres.	Value of produce sold in 1879.	Acres.	Grapes sold in 1879.	Wine made in 1879.	Value of produce sold in 1879.	Honey.	Wax.	Amount of wood cut in 1879.	Value of all forest products sold or consumed in 1879.
Acres.	Lbs.	Acres.	Bush.	Acres.	Bush.	Acres.	Lbs.	No.	No.	No.	No.	No.	No.	Dollars.	No.	Dollars.	No.	Lbs.	Galls.	Dollars.	Lbs.	Lbs.	Cords.	Dollars.
76	77	78	79	80	81	82	83	84	85	86	87	88	89	90	91	92	93	94	95	96	97	98	99	100
1																								
2																								
3																								
4																								
5																								
6																								
7																								
8																								
9																								
10																								

D.

[7–306.]

Page No. 17
Supervisor's Dist: No. 7
Enumeration Dist: No. 132

NOTE A.—The light dotted perpendicular lines, which divide the spaces intended for numbers on this Schedule, are intended to separate the units, tens, &c., from each other, and the Enumerator should be careful that the figures are written within the small spaces so formed, thus: 7|4, the units in the right-hand small spaces. 4|2|1 3|9

NOTE B.—Make an affirmative entry by a slanting line (thus /) in one of the three columns 2, 3, and 4, according as the fact is in the case of each farm—in column 2, if the occupier is the owner of the farm; in column 3, if he is the tenant at a fixed money rental; in column 4, if he conducts it for a share of the product.

NOTE C.—Enumerators will observe that there are 100 questions relating to each farm, which are arranged in four successive divisions of each schedule page.

SCHEDULE 2.—Productions of Agriculture in Fishing creek Township in the County of Ray, State of Mo

enumerated by me on the 10th day of June, 1880. J. C. McSwain, *Enumerator.*

OF THE PERSON WHO CONDUCTS THIS FARM.				ACRES OF LAND.				FARM VALUES.			FENCES.		LABOR.			GRASS LANDS.						
	TENURE.			IMPROVED.		UNIMPROVED.										ACREAGE 1879.		PRODUCTS HARVESTED IN 1879.				
THE NAME.	Owner.	Rents for fixed money rental.	Rents for shares of products.	Tilled, including fallow and grass in rotation, (whether pasture or meadow.)	Permanent meadows, permanent pastures, orchards, vineyards.	Woodland and forest.	Other unimproved, including "old fields" not growing wood.	Of farm, including land, fences, and buildings.	Of farming implements and machinery.	Of Live Stock.	Cost of building and repairing in 1879.	Cost of fertilizers purchased in 1879.	Amount paid for wages for farm labor during 1879, including value of board	Weeks hired labor in 1879 upon farm (and dairy) excluding house-work	Estimated value of all farm productions (sold, consumed, or on hand) for 1879.	Mown.	Not Mown.	Hay.	Clover Seed.	Grass Seed.	Horses of all ages on hand June 1, 1880.	Mules and Asses, all ages, on hand June 1, 1880.
				No.	No.	No.	No.	Dollars.	Dollars.	Dollars.	Dollars.	Dollars.	Dollars	No.	Dollars.	Acres.	Acres.	Tons.	Bushels.	Bushels.	No.	No.
1	2	3	4	5	6	7	8	9	10	11	12	13	14	15	16	17	18	19	20	21	22	23
1 Edwards Richard	1			70	40	26		1088	60	400	20		70		240		40				5	1
2 Crowd Ryguman	1			90	50	170		3000	90	1000	30				375		80				8	
3 Crown Buckhannon	1			14	6			400		175					100						3	
4 Mood Solima			1	40	2	30		144	60	250	10				125						2	
5 Sisk James			1	40	9	30		344	15	140	10										1	
6 Crane Wyatt	1			60	40	170		2200	50	600	40			10	169	12	28	12			5	1
7 Grace John	1			25	6	80		1000	50	175	40				100		6				2	
8 Hop Gerdon S		1		40	12	18		1000	10	340			40		140		12				3	1
9 Crown Celia	1			3		1		500	10	175					40						3	
10 Hill Tillman	1			45	30	30		1600	100	800	25		50	10	600	15	30	15			3	2

NEAT CATTLE AND THEIR PRODUCTS.											SHEEP.										SWINE.	POULTRY ON HAND JUNE 1ST, 1880, EXCLUSIVE OF SPRING HATCHING.		EGGS PRODUCED IN 1879.
ON HAND JUNE 1, 1880.			MOVEMENT, 1879.								ON HAND June 1, 1880.	MOVEMENT, 1879.							CLIP, SPRING 1880, SHORN AND TO BE SHORN.					
			Cattle of all ages					Milk sold, or sent to but ter and cheese factories in 1879.	Butter made on the farm in 1879.	Cheese made on the farm in 1879.		Sheep and lambs									On hand June 1, 1880.	Barn-yard.	Other.	
Working oxen.	Milch cows.	Other.	Calves dropped.	Purchased.	Sold living.	Slaughtered.	Died, strayed, and all lost and not recovered.					Lambs dropped.	Purchased.	Sold living.	Slaughtered.	Killed by dogs.	Died of disease.	Died of stress of weather.	Fleeces.	Weight.				
No.	No.	No.	No.	No.	No.	No.	No.	Gallons.	Lbs.	Lbs.	No.	No.	No.	No.	No.	No.	No.	No.	No.	Lbs.	No.	No.	No.	Doz.
24	25	26	27	28	29	30	31	32	33	34	35	36	37	38	39	40	41	42	43	44	45	46	47	48
1	3	5	2		18				150		12	4							8	50	20	30		200
2	4	20	6			1			200		47	19			4		1		28	150	61	40		200
3	1	2	1	2					50												4	18		30
4	1				1				50												15	30		50
5	1	1	1								6	3							3	16	4	20		25
6	3	17	5		1	1			150		30	15		3	1		1		15	154	30	50		200
7	2	2	2						60												23	30		100
8	2	3	2						100												40	24		100
9	1	2	1		1				50												17	24		100
10	2	22	3	17					50												100	24		95

CEREALS.												PULSE.		FIBER.						SUGAR.					BROOM CORN. 1879.	
BARLEY. 1879.		BUCKWHEAT. 1879.		INDIAN CORN. 1879.		OATS. 1879.		RYE. 1879.		WHEAT. 1879.		Canada Peas, (Dry.) in 1879.	Beans, (Dry.) in 1879.	FLAX—1879.				HEMP.		SORGHUM—1879.			MAPLE—1879.			
Area.	Crop.	Area.	Crop.	Area.	Crop.	Area.	Crop.	Area.	Crop.	Area.	Crop.			Area in Crop.	Seed.	Straw.	Fiber.			Area in Crop.	Sugar.	Molasses.	Sugar.	Molasses.		
Acres.	Bush.	Acres.	Bush.	Acres.	Bush.	Acres.	Bush.	Acres.	Bush.	Acres.	Bush.	Bush.	Bush.	Acres.	Bush.	Tons.	Lbs.	Acs.	Tns.	Acres.	Lbs.	Galls.	Lbs.	Galls.	Acs.	Lbs.
49	50	51	52	53	54	55	56	57	58	59	60	61	62	63	64	65	66	67	68	69	70	71	72	73	74	75
1				30	1000					6	40									½		65				
2				30	1250	15	600			14	125															
3				15	500																					
4				18	625																					
5																										
6				20	800					2	30															
7				5	250	4	40			6	70									1		100				
8				25	700					5	40															
9				3	200																					
10				47	2500					20	126															

HOPS. 1879.		POTATOES, (Irish.) 1879.		POTATOES, (Sweet.) 1879.		TOBACCO. 1879.		ORCHARDS—1879.						Total value of orchard products of all kinds sold or consumed.	NURSERIES.		VINEYARDS.			MARKET GARDENS.	BEES—1879.		FOREST PRODUCTS.	
								APPLE.			PEACH.													
Area.	Crop.	Area.	Crop.	Area.	Crop.	Area.	Crop.	Acres.	Bearing trees.	Bushels. 1879.	Acres.	Bearing trees.	Bushels. 1879.		Acres.	Value of produce sold in 1879.	Acres.	Grapes sold in 1879.	Wine made in 1879.	Value of produce sold in 1879.	Honey.	Wax.	Amount of wood cut in 1879.	Value of all forest products sold or consumed in 1879.
Acres.	Lbs.	Acres.	Bush.	Acres.	Bush.	Acres.	Lbs.	No.	No.	No.	No.	No.	No.	Dollars.	No.	Dollars.	No.	Lbs.	Galls.	Dollars.	Lbs.	Lbs.	Cords.	Dollars.
76	77	78	79	80	81	82	83	84	85	86	87	88	89	90	91	92	93	94	95	96	97	98	99	100
			15		5			1	20	12				5							20			
								1	60	200				95										10
			20																					
			8																					
			15					1	35	40	½	30		15										40
								1	7															30
								1																
			6					½	20															10

Received July 30, 1880

A.

Page No. 12
Supervisor's Dist: No. 7
Enumeration Dist: No. 132

NOTE A.—The light dotted perpendicular lines, which divide the spaces intended for numbers on this Schedule, are intended to separate the units, tens, &c., from each other, and the Enumerator should be careful that the figures are written within the small spaces so formed, thus: | 7 | 4 |, the units | 4 | 2 | 1 | in the right-hand small spaces. | 3 | 9 |

NOTE B.—Make an affirmative entry by a slanting line (thus /) in one of the three columns 2, 3, and 4, according as the fact is in the case of each farm—in column 2, if the occupier is the owner of the farm; in column 3, if he is the tenant at a fixed money rental; in column 4, if he conducts it for a share of the product.

NOTE C.—Enumerators will observe that there are 100 questions relating to each farm, which are arranged in four successive divisions of each schedule page.

SCHEDULE 2.—Productions of Agriculture in Farmington Township in the County of Kay, State of Me

enumerated by me on the 10th day of June, 1880.

J. O. McIver,
Enumerator.

OF THE PERSON WHO CONDUCTS THIS FARM.				ACRES OF LAND.				FARM VALUES.			FENCES.		LABOR.			GRASS LANDS.						
	TENURE.			IMPROVED.		UNIMPROVED.										ACREAGE 1879.		PRODUCTS HARVESTED IN 1879.				
THE NAME.	Owners.	Rents for fixed money rental.	Rents for shares of products.	Tilled, including fallow and grass in rotation, (whether pasture or meadow.)	Permanent meadows, permanent pastures, orchards, vineyards.	Woodland and forest.	Other unimproved, including "old fields" not growing wood.	Of farm, including land, fences, and buildings.	Of farming implements and machinery.	Of Live Stock.	Cost of building and repairing in 1879.	Cost of fertilizers purchased in 1879.	Amount paid for wages for farm labor during 1879, including value of board.	Weeks hired labor in 1879 upon farm (and dairy) excluding house-work.	Estimated value of all farm productions (sold, consumed, or on hand) for 1879.	Mown.	Not Mown.	Hay.	Clover Seed.	Grass Seed.	Horses of all ages on hand June 1, 1880.	Mules and Asses, all ages, on hand June 1, 1880.
	No.	No.	No.	No.	No.	No.	No.	Dollars.	Dollars.	Dollars.	Dollars.	Dollars.	Dollars.	No.	Dollars.	Acres.	Acres.	Tons.	Bushels.	Bushels.	No.	No.
1	2	3	4	5	6	7	8	9	10	11	12	13	14	15	16	17	18	19	20	21	22	23
1 A. A. James	/			46	49	40		1080	75	700			100	15	270	20	29	20			3	1
2 Patten H. H.	/			85	15	24	10	900	30	275					100		15				4	
3 Bates R. W.		/		30	30	97		1200	100	600	25		25	8	200	20	10	15			6	4
4 Colman Jefferson			/	27				300		40					75							
5 Hamilton John	/			33	50	9		1500	60	150					180	6	45	4			2	
6 Nichols Samuel	/			70	110	34		2140	100	1000	25		340	25	350	25	85	15			6	1
7 Beard Jesse	/			86	24	40		1000	50	300			40		50	10	14	5				2
8 Barger Christian	/			65	12	12		1300	130	440	50			25	260		12				2	
9 Lebis D.	/			60	36	34		1200	100	575	25		300	50	350	6	24	2			6	1
10 Hamilton W. C. Jr	/			100	62	56		2000	60	486	35		100		785	7	55	3			1	2

NEAT CATTLE AND THEIR PRODUCTS.											SHEEP.										SWINE.	POULTRY ON HAND JUNE 1ST, 1880, EXCLUSIVE OF SPRING HATCHING.		
ON HAND JUNE 1, 1880.			MOVEMENT, 1879.									MOVEMENT, 1879.							CLIP, SPRING 1880, SHORN AND TO BE SHORN.						
				Cattle of all ages									Sheep and lambs											
Working oxen.	Milch cows.	Other.	Calves dropped.	Purchased.	Sold living.	Slaughtered.	Died, strayed and accidental, sold not recovered.	Milk sold, or sent to butter and cheese factories in 1879.	Butter made on the farm in 1879.	Cheese made on the farm in 1879.	On hand June 1, 1880.	Lambs dropped.	Purchased.	Sold living.	Slaughtered.	Killed by dogs.	Died of disease.	Died of stress of weather.	Fleeces.	Weight.	On hand June 1, 1880.	Barn-yard.	Other.	Eggs produced in 1879.
No.	No.	No.	No.	No.	No.	No.	No.	Gallons.	Lbs.	Lbs.	No.	No.	No.	No.	No.	No.	No.	No.	No.	Lbs.	No.	No.	No.	Doz.
24	25	26	27	28	29	30	31	32	33	34	35	36	37	38	39	40	41	42	43	44	45	46	47	48
1	3	20	3	12	5	1			100		15	7		3					11	85	63	20		100
2	2	2	2						75												20	30		60
3	11	19	10	11	4	1			100												20	20		25
4	1			1					25												12	30		30
5	2	2	1						100												15	30		100
6	6	27	5	4	4				200		26	12		8	4	2			16	120	30	35		300
7	1	1	1		3				50												19	34		100
8	3	6	5	3	1	3			100												12	48		300
9	3	7	2		6				100					20							6	40		200
10	5	8	5	4	2				150		8	1				4			7	50	22	45		150

CEREALS.										PULSE.		FIBER.						SUGAR.					BROOM CORN.	
BARLEY. 1879.		BUCKWHEAT. 1879.		INDIAN CORN. 1879.		OATS. 1879.		RYE. 1879.		WHEAT. 1879.			FLAX—1879.			HEMP.		SORGHUM—1879.			MAPLE—1879.			
Area.	Crop.	Area.	Crop.	Area.	Crop.	Area.	Crop.	Area.	Crop.	Area.	Crop.	Canada Peas, (Dry.) in 1879.	Beans, (Dry.) in 1879.	Area in Crop.	Seed.	Straw.	Fiber.	Area in Crop.	Sugar.	Molasses.	Sugar.	Molasses.	1879.	
Acres.	Bush.	Acres.	Bush.	Acres.	Bush.	Acres.	Bush.	Acres.	Bush.	Acres.	Bush.	Bush.	Bush.	Acres.	Bush.	Tons.	Lbs.	Acs.	Tns.	Acres.	Lbs.	Galls.	Lbs.	Galls.	Acs.	Lbs.
49	50	51	52	53	54	55	56	57	58	59	60	61	62	63	64	65	66	67	68	69	70	71	72	73	74	75
1				25	1000	10	170			10	68									1/4		60				
2				20	400	4	40	5	35	2	30															
3				23	850	4	50																			
4				15	300															1/4		40				
5				24	900					4	33															
6				40	1600	12	120			6	100															
7				5	250	4	60																			
8				20	800	15	400			5	50									1/4		40				
9				20	1000					16	167															
10				63	2750	20	440																			

HOPS. 1879.		POTATOES, (Irish.) 1879.		POTATOES, (Sweet.) 1879.		TOBACCO. 1879.		ORCHARDS—1879.						NURSERIES.		VINEYARDS.			MARKET GARDENS.	BEES—1879.		FOREST PRODUCTS.	
								APPLE.			PEACH.												
Area.	Crop.	Area.	Crop.	Area.	Crop.	Area.	Crop.	Acres.	Bearing trees.	Bushels. 1879.	Acres.	Bearing trees.	Bushels. 1879.	Total value of orchard products of all kinds sold or consumed.	Acres.	Value of produce sold in 1879.	Acres.	Grapes sold in 1879.	Wine made in 1879.	Value of produce sold in 1879.	Honey.	Wax.	Amount of wood cut in 1879.	Value of all forest products sold or consumed in 1879.
Acres.	Lbs.	Acres.	Bush.	Acres.	Bush.	Acres.	Lbs.	No.	No.	No.	No.	No.	No.	Dollars.	No.	Dollars.	No.	Lbs.	Galls.	Dollars.	Lbs.	Lbs.	Cords.	Dollars.
76	77	78	79	80	81	82	83	84	85	86	87	88	89	90	91	92	93	94	95	96	97	98	99	100
1			10																					20
2																								
3			5		6																			20
4		1							8	30				12										
5			20						20															12
6			14		14			3	21	100	1	40		40										10
7			20	1																				60
8			10	1/2				1	13	100		167		50										
9			10						15		2	100												11
10		1/2	35		10			3	40	100				40										

B

B.

Page No. 17
Supervisor's Dist: No. 7
Enumeration Dist: No. 122

NOTE A.—The light dotted perpendicular lines, which divide the spaces intended for numbers on this Schedule, are intended to separate the units, tens, &c., from each other, and the Enumerator should be careful that the figures are written within the small spaces so formed, thus: 7|4, the units in the right-hand small spaces. 4|2|1 3|9

NOTE B.—Make an affirmative entry by a slanting line (thus /) in one of the three columns 2, 3, and 4, according as the fact is in the case of each farm in column 2, if the occupier is the owner of the farm; in column 3, if he is the tenant at a fixed money rental; in column 4, if he conducts it for a share of the product.

NOTE C.—Enumerators will observe that there are 100 questions relating to each farm, which are arranged in four successive divisions of each schedule page.

SCHEDULE 2.—Productions of Agriculture in Farmington Township in the County of Kay, State of Me

enumerated by me on the 12th day of June, 1880. J. C. M. Sims, *Enumerator.*

OF THE PERSON WHO CONDUCTS THIS FARM.				ACRES OF LAND.				FARM VALUES.			FENCES.		LABOR.			GRASS LANDS.						
	TENURE.			IMPROVED.		UNIMPROVED.										ACREAGE 1879.		PRODUCTS HARVESTED IN 1879.				
THE NAME.	Owner.	Rents for fixed money rental.	Rents for shares of products.	Tilled, including fallow and grass in rotation, (whether pasture or meadow.)	Permanent meadows, permanent pastures, orchards, vineyards.	Woodland and forest.	Other unimproved, including "old fields" not growing wood.	Of farm, including land, fences, and buildings.	Of farming implements and machinery.	Of Live Stock.	Cost of building and repairing in 1879.	Cost of fertilizers purchased in 1879.	Amount paid for wages for farm labor during 1879, including value of board.	Weeks hired labor in 1879 upon farm (and dairy) excluding house-work.	Estimated value of all farm productions (sold, consumed, or on hand) for 1879.	Mown.	Not Mown.	Hay.	Clover Seed.	Grass Seed.	Horses of all ages on hand June 1, 1880.	Mules and Asses, all ages, on hand June 1, 1880.
	No.	No.	No.	No.	No.	No.	No.	Dollars.	Dollars.	Dollars.	Dollars.	Dollars.	Dollars.	No.	Dollars.	Acres.	Acres.	Tons.	Bushels.	Bushels.	No.	No.
1	2	3	4	5	6	7	8	9	10	11	12	13	14	15	16	17	18	19	20	21	22	23
1 Lyman Joseph	/			63	20	60		1100	25	350	5				150	6	14	3			4	
2 Lyman Howard	/			16	22	2		320	25	250	10				100		22				2	
3 Hamilton Wat Jr			/	40				400	100	200				6	160						2	
4 Davis M. A.			/	24				300	50	175					200						3	1
5 Hamilton Henry	/			16	35			700	50	150					12	11	24	6			2	
6 Grace Robbins	/			100		47		1500	100	300	25				225						4	
7 Patton Joseph	/			48	4	96		950	50	450	25			5	400	4		3			5	3
8 Brisuntine Joseph			/	35				400	40	250				4	127						4	
9 Lynn Dyrles	/			40	30	190		2000	50	300	20		30		250		30				3	
10 Cuyers Lewis	/			48	10	22		800	15	175			45		250		10				2	

NEAT CATTLE AND THEIR PRODUCTS.											SHEEP.										SWINE.	POULTRY ON HAND JUNE 1ST, 1880, EXCLUSIVE OF SPRING HATCHING.		EGGS PRODUCED IN 1879.
ON HAND JUNE 1, 1880.			MOVEMENT, 1879.								ON HAND JUNE 1, 1880.	MOVEMENT, 1879.							CLIP, SPRING 1880, SHORN AND TO BE SHORN.		ON HAND JUNE 1, 1880.			
			Cattle of all ages									Lambs dropped.	Sheep and lambs											
Working oxen.	Milch cows.	Other.	Calves dropped.	Purchased.	Sold living.	Slaughtered.	Died, strayed, and stolen, and not recovered.	Milk sold, or sent to butter and cheese factories in 1879.	Butter made on the farm in 1879.	Cheese made on the farm in 1879.			Purchased.	Sold living.	Slaughtered.	Killed by dogs.	Died of disease.	Died of stress of weather.	Fleeces.	Weight.		Barnyard.	Other.	
No.	No.	No.	No.	No.	No.	No.	No.	Gallons.	Lbs.	Lbs.	No.	No.	No.	No.	No.	No.	No.	No.	No.	Lbs.	No.	No.	No.	Doz.
24	25	26	27	28	29	30	31	32	33	34	35	36	37	38	39	40	41	42	43	44	45	46	47	48
1	2	2		1			1		75					8					8	24	30	36	15	250
2	2	2	1		2				200												13	40		200
3	2				2				50												20			
4	1				1				50												7	12		50
5	2								50												25	50		200
6	2	3	1		1				100		20	6	20						20	120	7	36	12	100
7	1	3	1		1	1			50		18	6							12	56	40	30	20	50
8	1	1	1						40												23	30	20	50
9	9	14	6	7	3	1			150												38	30		100
10	1	2	1																		10	30		100

CEREALS.												PULSE.		FIBER.						SUGAR.						BROOM CORN. 1879.	
BARLEY. 1879.		BUCKWHEAT. 1879.		INDIAN CORN. 1879.		OATS. 1879.		RYE. 1879.		WHEAT. 1879.		Canada Peas, (Dry.) in 1879.	Beans, (Dry.) in 1879.	FLAX—1879.				HEMP.		SORGHUM—1879.			MAPLE—1879.				
Area.	Crop.	Area.	Crop.	Area.	Crop.	Area.	Crop.	Area.	Crop.	Area.	Crop.			Area in Crop.	Seed.	Straw.	Fiber.			Area in Crop.	Sugar.	Molasses.	Sugar.	Molasses.		Area.	Crop.
Acres.	Bush.	Acres.	Bush.	Acres.	Bush.	Acres.	Bush.	Acres.	Bush.	Acres.	Bush.	Bush.	Bush.	Acres.	Bush.	Tons.	Lbs.	Acs.	Tns.	Acres.	Lbs.	Galls.	Lbs.	Galls.		Acs.	Lbs.
49	50	51	52	53	54	55	56	57	58	59	60	61	62	63	64	65	66	67	68	69	70	71	72	73		74	75
1				16	200															1/4		65					
2				14	500					4	36																
3				12	500					5	50																
4				20	750					5	30									1/4		40					
5				15	600																						
6				35	1000																						
7				40	1000	12	100			15	240									1		112					
8				15	450					4	37																
9				56	2000					4	43																
10				30	1000					4	43																

HOPS. 1879.		POTATOES, (Irish.) 1879.		POTATOES, (Sweet.) 1879.		TOBACCO. 1879.		ORCHARDS—1879.						Total value of orchard products of all kinds sold or consumed.	NURSERIES.		VINEYARDS.			MARKET GARDENS.	BEES—1879.		FOREST PRODUCTS.	
								APPLE.			PEACH.													
Area.	Crop.	Area.	Crop.	Area.	Crop.	Area.	Crop.	Acres.	Bearing trees.	Bushels. 1879.	Acres.	Bearing trees.	Bushels. 1879.		Acres.	Value of produce sold in 1879.	Acres.	Grapes sold in 1879.	Wine made in 1879.	Value of produce sold in 1879.	Honey.	Wax.	Amount of wood cut in 1879.	Value of all forest products sold or consumed in 1879.
Acres.	Lbs.	Acres.	Bush.	Acres.	Bush.	Acres.	Lbs.	No.	No.	No.	No.	No.	No.	Dollars.	No.	Dollars.	No.	Lbs.	Galls.	Dollars.	Lbs.	Lbs.	Cords.	Dollars.
76	77	78	79	80	81	82	83	84	85	86	87	88	89	90	91	92	93	94	95	96		98	99	100
1			25		10			1	30	30		15		12										30
2			10								1	20												
3			10		10																			
4		1	15						6			25	25	12						1				
5					10			2	15	25				7										
6			17					1	25	50	1	25		10						11				10
7			10																					
8			15																					20
9																								
10																								

[7–306.]

Page No. 15
Supervisor's Dist: No. 7
Enumeration Dist: No. 132

Received July 30, 1880. C.

NOTE A.—The light dotted perpendicular lines, which divide the spaces intended for numbers on this Schedule, are intended to separate the units, tens, &c., from each other, and the Enumerator should be careful that the figures are written within the small spaces so formed, thus: 7|4, the units in the right-hand small spaces.

NOTE B.—Make an affirmative entry by a slanting line (thus /) in one of the three columns 2, 3, and 4, according as the fact is in the case of each farm—in column 2, if the occupier is the owner of the farm; in column 3, if he is the tenant at a fixed money rental; in column 4, if he conducts it for a share of the product.

NOTE C.—Enumerators will observe that there are 100 questions relating to each farm, which are arranged in four successive divisions of each schedule page.

SCHEDULE 2.—Productions of Agriculture in Farmington Township in the County of Kennebec, State of Me

enumerated by me on the 12th day of June, 1880.

J. L. McDaniel
Enumerator.

OF THE PERSON WHO CONDUCTS THIS FARM.				ACRES OF LAND.				FARM VALUES.			FENCES.		LABOR.			GRASS LANDS.						
	TENURE.			IMPROVED.		UNIMPROVED.										ACREAGE 1879.		PRODUCTS HARVESTED IN 1879.				
THE NAME.	Owner.	Rents for fixed money rental.	Rents for shares of products.	Tilled, including fallow and grass in rotation, (whether pasture or meadow.)	Permanent meadows, permanent pastures, orchards, vineyards.	Woodland and forest.	Other unimproved, including "old fields" not growing wood.	Of farm, including land, fences, and buildings.	Of farming implements and machinery.	Of Live Stock.	Cost of building and repairing in 1879.	Cost of fertilizers purchased in 1879.	Amount paid for wages for farm labor during 1879, including value of board.	Weeks hired labor in 1879 upon farm (and dairy) excluding house-work.	Estimated value of all farm productions [sold, consumed, or on hand] for 1879.	Mown.	Not Mown.	Hay.	Clover Seed.	Grass Seed.	Horses of all ages on hand June 1, 1880.	Mules and Asses, all ages, on hand June 1, 1880.
				No.	No.	No.	No.	Dollars.	Dollars.	Dollars.	Dollars.	Dollars.	Dollars.	No.	Dollars.	Acres.	Acres.	Tons.	Bushels.	Bushels.	No.	No.
1	2	3	4	5	6	7	8	9	10	11	12	13	14	15	16	17	18	19	20	21	22	23
1	Hank Knowlton James & Daniel			9 8				1 0 0 0	2 8	3 6 0					1 2 5						4	
2	Odle Jahn	/		2 0		1 0		2 4 0	5	1 7 5	1 0				6 5						2	2
3	Odle Albert	/		4 0	5	1 5		4 8 0	2 0	3 0 0	3 0				1 5 0	5		2			3	
4	Hutchinson Washington	/		1 8	6 0	1 7		4 1 0	6 0	2 0 0	1 5				1 1 0		6				2	1
5	Perkins Charles	/		1 3		1		1 0 0		1 6 0					4 0						3	
6	Hutchinson Simeon	/		3 7	3	4 0		4 8 0	2 0	2 2 5	1 0				1 2 5			3			2	
7	Hutchinson Roberts	/		9 0		4 5		4 0 0	2 5	1 7 5	6 0				1 3 5						2	
8	Odle Joseph	/		3 0	3	4 7		5 0 0	5 0	1 5 0				8	9 0	3		1			2	
9	Sigel Kibbe &	/		2 5	1 5	5 2		6 3 0	2 5	3 0 0	2 0			9	1 0 0		1 5				5	
10	Granet Ben	/		2 6		5 8		4 0 0	1 0	1 5 0				7	1 1 0						1	2

NEAT CATTLE AND THEIR PRODUCTS.											SHEEP.										SWINE.	POULTRY ON HAND JUNE 1ST, 1880, EXCLUSIVE OF SPRING HATCHING.		EGGS PRODUCED IN 1879.
ON HAND JUNE 1, 1880.			MOVEMENT, 1879.								ON HAND JUNE 1, 1880.	MOVEMENT, 1879.							CLIP, SPRING 1880, SHORN AND TO BE SHORN.		ON HAND JUNE 1, 1880.			
			Cattle of all ages									Lambs dropped.	Sheep and lambs											
Working oxen.	Milch cows.	Other.	Calves dropped.	Purchased.	Sold living.	Slaughtered.	Died, strayed, and stolen, and not recovered.	Milk sold, or sent to butter and cheese factories in 1879.	Butter made on the farm in 1879.	Cheese made on the farm in 1879.	On hand June 1, 1880.		Purchased.	Sold living.	Slaughtered.	Killed by dogs.	Died of disease.	Died of stress of weather.	Fleeces.	Weight.	On hand June 1, 1880.	Barn-yard.	Other.	
No.	No.	No.	No.	No.	No.	No.	No.	Gallons.	Lbs.	Lbs.	No.	No.	No.	No.	No.	No.	No.	No.	No.	Lbs.	No.	No.	No.	Doz.
24	25	26	27	28	29	30	31	32	33	34	35	36	37	38	39	40	41	42	43	44	45	46	47	48
1	2	3	1		1				5 0												1 2	3 0		5 0
2	1				1				2 5		2	1												
3	1	2		1					5 0		6	2		5		1		2	1	3	4	8		2 0
4	3	1	1	2	2				5 0		4	2	2	4					4	12	18	15		2 5
5	2	2	1		2				7 5		13	5		3					2	8	7	22		5 0
6	2	3	1						5 0		15	7					2		8	25	1	5 0		35 0
7	2	2	2		2				9 5		11	1		2	1		1		8	25	7	12	11	6 0
8	2	1	1						4 0										10	37	24	20	7	7 5
9	1	1							2 5												10	24		6 0
10	1	1	1						2 0		4	2	2						2	7	13	5		5 0

CEREALS.												PULSE.		FIBER.						SUGAR.						BROOM CORN. 1879.	
BARLEY. 1879.		BUCKWHEAT. 1879.		INDIAN CORN. 1879.		OATS. 1879.		RYE. 1879.		WHEAT. 1879.				FLAX—1879.				HEMP.		SORGHUM—1879.			MAPLE—1879.				
Area. Acres.	Crop. Bush.	Area. Acres.	Crop. Bush.	Area. Acres.	Crop. Bush.	Area. Acres.	Crop. Bush.	Area. Acres.	Crop. Bush.	Area. Acres.	Crop. Bush.	Canada Peas, (Dry,) in 1879.	Beans, (Dry,) in 1879.	Area in Crop.	Seed.	Straw.	Fiber.			Area in Crop.	Sugar.	Molasses.	Sugar.	Molasses.			
																										Acres.	Lbs.
49	50	51	52	53	54	55	56	57	58	59	60	61	62	63	64	65	66	67	68	69	70	71	72	73	74	75	
1				2 2	6 2 5																						1
2				5	1 5 0					6	4 3									1/2		9 0					2
3				1 3	4 0 0					7	9 3																3
4				1 0	2 5 0					7	8 4											1 5					4
5				9	2 0 0																						5
6				1 5	5 0 0	2	1 6			3	3 0									1/4		3 0					6
7				2 5	7 5 0	3	3 0			5	5 0									1/2		6 0					7
8				1 6	4 0 0	2	3 0			3	1 8											2 0					8
9				1 4	5 0 0	1 0	1 6 0			2	1 2									1/4		6 0					9
10				1 0	3 7 5	5	6 0			5	4 0	2															10

HOPS. 1879.		POTATOES, (Irish.) 1879.		POTATOES, (Sweet.) 1879.		TOBACCO. 1879.		ORCHARDS—1879.						NURSERIES.		VINEYARDS.			MARKET GARDENS.	BEES—1879.		FOREST PRODUCTS.	
								APPLE.			PEACH.												
Area. Acres.	Crop. Lbs.	Area. Acres.	Crop. Bush.	Area. Acres.	Crop. Bush.	Area. Acres.	Crop. Lbs.	Acres.	Bearing trees. No.	Bushels. 1879. No.	Acres.	Bearing trees. No.	Bushels. 1879. No.	Total value of orchard products of all kinds sold or consumed. Dollars.	Acres. No.	Value of produce sold in 1879. Dollars.	Acres. No.	Grapes sold in 1879. Lbs.	Wine made in 1879. Galls.	Value of produce sold in 1879. Dollars.	Honey. Lbs.	Wax. Lbs.	Amount of wood cut in 1879. Cords.	Value of all forest products sold or consumed in 1879. Dollars.
76	77	78	79	80	81	82	83	84	85	86	87	88	89	90	91	92	93	94	95	96	97	98	99	100
1		1 2		6				1	2 0															
2																								7
3		5						3	5 4	3 0				1 2										1 6
4																								
5	1	1 5	1																					
6						1/8	2 5		2 0															6 0
7	1/2	1 0	1/4	5																	7 5			8
8																								3 5
9																								1 0
10		4		7				1	6															8 0
																								4 0

pgs.

D.

[7–306.]

Page No. 16
Supervisor's Dist: No. 7
Enumeration Dist: No. 192

NOTE A.—The light dotted perpendicular lines, which divide the spaces intended for numbers on this Schedule, are intended to separate the units, tens, &c., from each other, and the Enumerator should be careful that the figures are written within the small spaces so formed, thus: 7 4, the units in the right-hand small spaces. (4 2 1 / 3 9)

NOTE B.—Make an affirmative entry by a slanting line (thus /) in one of the three columns 2, 3, and 4, according as the fact is in the case of each farm—in column 2, if the occupier is the owner of the farm; in column 3, if he is the tenant at a fixed money rental; in column 4, if he conducts it for a share of the product.

NOTE C.—Enumerators will observe that there are 100 questions relating to each farm, which are arranged in four successive divisions of each schedule page.

SCHEDULE 2.—Productions of Agriculture in Frankman Township in the County of Ray, State of Mo

enumerated by me on the 14th day of June, 1880. J. A. McGow, *Enumerator.*

OF THE PERSON WHO CONDUCTS THIS FARM.				ACRES OF LAND.				FARM VALUES.			FENCES.		LABOR.			GRASS LANDS.						
	TENURE.			IMPROVED.		UNIMPROVED.										ACREAGE 1879.		PRODUCTS HARVESTED IN 1879.				
THE NAME.	Owner.	Rents for fixed money rental.	Rents for shares of products.	Tilled, including fallow and grass in rotation, (whether pasture or meadow.)	Permanent meadows, permanent pastures, orchards, vineyards.	Woodland and forest.	Other unimproved, including "old fields" not growing wood.	Of farm, including land, fences, and buildings.	Of farming implements and machinery.	Of Live Stock.	Cost of building and repairing in 1879.	Cost of fertilizers purchased in 1879.	Amount paid for wages for farm labor during 1879, including value of board.	Weeks hired labor in 1879 upon farm (and dairy) excluding house-work	Estimated value of all farm productions (sold, consumed, or on hand) for 1879.	Mown.	Not Mown.	Hay.	Clover Seed.	Grass Seed.	Horses of all ages on hand June 1, 1880.	Mules and Asses, all ages, on hand June 1, 1880.
				No.	No.	No.	No.	Dollars.	Dollars.	Dollars.	Dollars.	Dollars.	Dollars.	No.	Dollars.	Acres.	Acres.	Tons.	Bushels.	Bushels.	No.	No.
1	2	3	4	5	6	7	8	9	10	11	12	13	14	15	16	17	18	19	20	21	22	23
McGuire Sam	/			20		20		200	5	40					110							1
Ode Grissom	/			15		9		125	30	175	10				400							2
Ode Riley	/		X	10		30		200	10	175					150							3
Driggers Elijah	/			3				60	0													4
Ode Elizabeth	/			30	6	74		600	30	350				5	200						6	1	5
Ode Washington	/			26		15		280	65	300	40				100						12	3	6
Ode Henry	/		X	45	35	10		450	25	300	10				150	8	27	4			3		7
Ode Lafayette	/		X	15		25		200	10	125	5				90						2		8
Cathrine Driggers			/	50	12	58		800	30	350	25		30	20	225		12				3	2	9
Driggers Sarah	/			25		15		200	15	200					75						6	1	10

NEAT CATTLE AND THEIR PRODUCTS.											SHEEP.										SWINE.	POULTRY ON HAND JUNE 1ST, 1880, EXCLUSIVE OF SPRING HATCHING.		
ON HAND JUNE 1, 1880.			MOVEMENT, 1879.								MOVEMENT, 1879.								CLIP, SPRING 1880, SHORN AND TO BE SHORN.					
			Cattle of all ages					Milk sold, or sent to butter and cheese factories in 1879.	Butter made on the farm in 1879.	Cheese made on the farm in 1879.	Sheep and lambs								Fleeces.	Weight.				
Working oxen.	Milch cows.	Other.	Calves dropped.	Purchased.	Sold living.	Slaughtered.	Died, strayed, lost or stolen, and not recovered.				On hand June 1, 1880.	Lambs dropped.	Purchased.	Sold living.	Slaughtered.	Killed by dogs.	Died of disease.	Died of stress of weather.			On hand June 1, 1880.	Barn-yard.	Other.	Eggs produced in 1879.
No.	No.	No.	No.	No.	No.	No.	No.	Gallons.	Lbs.	Lbs.	No.	No.	No.	No.	No.	No.	No.	No.	No.	Lbs.	No.	No.	No.	Doz.
24	25	26	27	28	29	30	31	32	33	34	35	36	37	38	39	40	41	42	43	44	45	46	47	48
	1	1	1						30		6	2							4	17	13	60		800
	1	1	1						50												12	20		100
	2	3	1	2					20												14	22		30
																						7		10
	2	1	1	1	1		1		100		15	5		2					10	30	21	24		50
	2	2	2		2				25		12	5							7	25	14	24	9	25
	1	11		5		1			50		5	2		7					3	10	14	40	8	50
	2								50		4	2	2						2	6	9	18		20
	1	10		10		1			40												15	30		50
	2	1	1						75												20	20	21	40

CEREALS.												PULSE.		FIBER.						SUGAR.					BROOM CORN.	
BARLEY. 1879.		BUCKWHEAT. 1879.		INDIAN CORN. 1879.		OATS. 1879.		RYE. 1879.		WHEAT. 1879.				FLAX—1879.				HEMP.		SORGHUM—1879.			MAPLE—1879.			
Area.	Crop.	Area.	Crop.	Area.	Crop.	Area.	Crop.	Area.	Crop.	Area.	Crop.	Canada Peas, (Dry.) in 1879.	Beans, (Dry.) in 1879.	Area in Crop.	Seed.	Straw.	Fiber.			Area in Crop.	Sugar.	Molasses.	Sugar.	Molasses.		
Acres.	Bush.	Acres.	Bush.	Acres.	Bush.	Acres.	Bush.	Acres.	Bush.	Acres.	Bush.	Bush.	Bush.	Acres.	Bush.	Tons.	Lbs.	Acs.	Tns.	Acres.	Lbs.	Galls.	Lbs.	Galls.	Acs.	Lbs.
49	50	51	52	53	54	55	56	57	58	59	60	61	62	63	64	65	66	67	68	69	70	71	72	73	74	75
				15	550					3	28											20				
				15	500					2	15											20				
				17	500					8	50															
				14	500					8	96									1/2		10				
				10	150					12	65															
				30	250					3	22									1/2		30				
				14	250					6	56											42				
				15	600	6	40			6	96									1/5		40				
				15	350																	28				

HOPS. 1879.		POTATOES, (Irish.) 1879.		POTATOES, (Sweet.) 1879.		TOBACCO. 1879.		ORCHARDS—1879.							NURSERIES.		VINEYARDS.			MARKET GARDENS.	BEES—1879.		FOREST PRODUCTS.	
								APPLE.			PEACH.			Total value of orchard products of all kinds sold or consumed.						Value of produce sold in 1879.			Amount of wood cut in 1879.	Value of all forest products sold or consumed in 1879.
Area.	Crop.	Area.	Crop.	Area.	Crop.	Area.	Crop.	Acres.	Bearing trees.	Bushels. 1879.	Acres.	Bearing trees.	Bushels. 1879.		Acres.	Value of produce sold in 1879.	Acres.	Grapes sold in 1879.	Wine made in 1879.		Honey.	Wax.		
Acres.	Lbs.	Acres.	Bush.	Acres.	Bush.	Acres.	Lbs.	No.	No.	No.	No.	No.	No.	Dollars.	No.	Dollars.	No.	Lbs.	Galls.	Dollars.	Lbs.	Lbs.	Cords.	Dollars.
76	77	78	79	80	81	82	83	84	85	86	87	88	89	90	91	92	93	94	95	96	97	98	99	100
			8					5	100	20				6										
			8																		150			5
			0																					
		1	10					7	60															30
			4																					
			15		10			2	50	50				20										20
					8	1/8	30																	20
							10		10	8				3							1			40
			15						10															

PH.

Received July 30, 1880

Page No. 17
Supervisor's Dist: No. 7
Enumeration Dist: No. 132

NOTE A.—The light dotted perpendicular lines, which divide the spaces intended for numbers on this Schedule, are intended to separate the units, tens, &c., from each other, and the Enumerator should be careful that the figures are written within the small spaces so formed, thus: | 7 | 4 |, the units | 4 | 2 | 1 | in the right-hand small spaces. | 3 | 9 |

NOTE B.—Make an affirmative entry by a slanting line (thus /) in one of the three columns 2, 3, and 4, according as the fact is in the case of each farm—in column 2, if the occupier is the owner of the farm; in column 3, if he is the tenant at a fixed money rental; in column 4, if he conducts it for a share of the product.

NOTE C.—Enumerators will observe that there are 100 questions relating to each farm, which are arranged in four successive divisions of each schedule page.

SCHEDULE 2.—Productions of Agriculture in Farmington Township in the County of Ray, State of Me

enumerated by me on the 15th day of June, 1880. J. C. W. Dow, *Enumerator.*

OF THE PERSON WHO CONDUCTS THIS FARM.				ACRES OF LAND.				FARM VALUES.			FENCES.		LABOR			GRASS LANDS.						
	TENURE.			IMPROVED.		UNIMPROVED.										ACREAGE 1879.		PRODUCTS HARVESTED IN 1879.				
THE NAME.	Owner.	Rents for fixed money rental.	Rents for shares of products.	Tilled, including fallow and grass in rotation, (whether pasture or meadow.)	Permanent meadows, permanent pastures, orchards, vineyards.	Woodland and forest.	Other unimproved, including "old fields" not growing wood.	Of farm, including land, fences, and buildings.	Of farming implements and machinery.	Of Live Stock.	Cost of building and repairing in 1879.	Cost of fertilizers purchased in 1879.	Amount paid for wages for farm labor during 1879, including value of board.	Weeks hired labor in 1879 upon farm (and dairy), excluding house-work.	Estimated value of all farm productions (sold, consumed, or on hand) for 1879.	Mown.	Not Mown.	Hay.	Clover Seed.	Grass Seed.	Horses of all ages on hand June 1, 1880.	Mules and Asses, all ages, on hand June 1, 1880.
	No.	No.	No.	No.	No.	No.	No.	Dollars.	Dollars.	Dollars.	Dollars.	Dollars.	Dollars.	No.	Dollars.	Acres.	Acres.	Tons.	Bushels.	Bushels.	No.	No.
1	2	3	4	5	6	7	8	9	10	11	12	13	14	15	16	17	18	19	20	21	22	23
1 Harris Austin	1			12	70	144		1100	30	335		25		10	70	8	62	4			4	
2 Highland Joseph	1		1	16	2	45		200	40	200	26				100		2					4
3 Odell West	1			12	10	23		200	50	125	20			8	80	2	8	1			2	1
4 Sisk Allen	1			80	10	40		1200	50	460	10		100		400		10				3	3
5 Sisk Bartlet	1			28	55	62		1100	100	800	50		30		325	10	18	3			5	8
6 Clearinger William Sr	1			13	25			1800	50	650					200	25		12			8	7
7 Wyman Merrin		1		18	8			350	10	16					60		8				1	
8 Wyman A. W.	1			18				350	30	100				10	75						1	
9 Wyman Hordin	1			47				900	30	150				100	85						1	
10 Madden C. C.			1	17				340		125											1	1

NEAT CATTLE AND THEIR PRODUCTS.											SHEEP.								SWINE.	POULTRY ON HAND JUNE 1ST, 1880, EXCLUSIVE OF SPRING HATCHING.		
ON HAND JUNE 1, 1880.			MOVEMENT, 1879.								ON HAND JUNE 1, 1880.	MOVEMENT, 1879.							CLIP, SPRING 1880, SHORN AND TO BE SHORN					
				Cattle of all ages.									Sheep and lambs.										
Working oxen.	Milch cows.	Other.	Calves dropped.	Purchased.	Sold living.	Slaughtered.	Died, strayed, and stolen and not recovered.	Milk sold, or sent to butter and cheese factories in 1879.	Butter made on the farm in 1879.	Cheese made on the farm in 1879.		Lambs dropped.	Purchased.	Sold living.	Slaughtered.	Killed by dogs.	Died of diseases.	Died of stress of weather.	Fleeces.	Weight.	On hand June 1, 1880.	Barn-yard.	Other.	Eggs produced in 1879.
No.	No.	No.	No.	No.	No.	No.	No.	Gallons.	Lbs.	Lbs.	No.	No.	No.	No.	No.	No.	No.	No.	No.	Lbs.	No.	No.	No.	Doz.
24	25	26	27	28	29	30	31	32	33	34	35	36	37	38	39	40	41	42	43	44	45	46	47	48
1	1	1	2	19	11				100		81	32	99	36	3				60	200	10	30		75
2	1								60												5	30		50
3	1								25												6	15		30
4	1	1	1						40		28	10							18	70	30	30		60
5	3	3	3	3	3				50												40	40		200
6	3	9	9	3	13	1			50		23	8		1	1				15	105	37	25		50
7	1								40												9	25	6	50
8	1				1				75												3	25		50
9	3	2	2		2				100					17							8	38		150
10																					164			

CEREALS.												PULSE.		FIBER.						SUGAR.						BROOM CORN. 1879.	
BARLEY. 1879.		BUCKWHEAT. 1879.		INDIAN CORN. 1879.		OATS. 1879.		RYE. 1879.		WHEAT 1879.		Canada Peas. (Dry.) in 1879.	Beans. (Dry.) in 1879.	FLAX—1879.				HEMP.		SORGHUM—1879.			MAPLE—1879.				
Area.	Crop.	Area.	Crop.	Area.	Crop.	Area.	Crop.	Area.	Crop.	Area.	Crop.			Area in Crop.	Seed.	Straw.	Fiber.			Area in Crop.	Sugar.	Molasses.	Sugar.	Molasses.			
Acres.	Bush.	Acres.	Bush.	Acres.	Bush.	Acres.	Bush.	Acres.	Bush.	Acres.	Bush.	Bush.	Bush.	Acres.	Bush.	Tons.	Lbs.	Acs.	Tns.	Acres.	Lbs.	Galls.	Lbs.	Galls.	Acs.	Lbs.
49	50	51	52	53	54	55	56	57	58	59	60	61	62	63	64	65	66	67	68	69	70	71	72	73	74	75
1				11	330																	12		12		
2				12	350					3	38															
3				12	250					6	34									½		52				
4				56	1750					15	100									1		41				
5				20	750					22	175									1		60				
6				17	375					16	125															
7				11	300																	18				
8				18	250					3	35															
9				14	250	3	60			2	42															
10																										

HOPS. 1879.		POTATOES, (Irish.) 1879.		POTATOES, (Sweet.) 1879.		TOBACCO. 1879.		ORCHARDS—1879.					NURSERIES.		VINEYARDS.			MARKET GARDENS.	BEES—1879.		FOREST PRODUCTS.	
								APPLE.			PEACH.											
Area.	Crop.	Area.	Crop.	Area.	Crop.	Area.	Crop.	Acres.	Bearing trees.	Bushels. 1879.	Acres.	Bearing trees.	Bushels. 1879.	Total value of orchard products of all kinds sold or consumed.	Acres.	Value of produce sold in 1879.	Acres.	Grapes sold in 1879.	Wine made in 1879.	Value of produce sold in 1879.	Honey.	Wax.	Amount of wood cut in 1879.	Value of all forest products sold or consumed in 1879.
Acres.	Lbs.	Acres.	Bush.	Acres.	Bush.	Acres.	Lbs.	No.	No.	No.	No.	No.	No.	Dollars.	No.	Dollars.	No.	Lbs.	Galls.	Dollars.	Lbs.	Lbs.	Cords.	Dollars.
76	77	78	79	80	81	82	83	84	85	86	87	88	89	90	91	92	93	94	95	96	97	98	99	100
1			15		5			2	70	30		20		12										10
2			5					2	28															4
3			7																					20
4		X	50						10	10				4										12
5			10					2	40	150				60									100	125
6																								
7		1	5																					
8			3		3																			
9			15		8																			10
10																								

B

B.

[7–306.]

Page No. 18
Supervisor's Dist: No. 7
Enumeration Dist: No. 132 nd

NOTE A.—The light dotted perpendicular lines, which divide the spaces intended for numbers on this Schedule, are intended to separate the units, tens, &c., from each other, and the Enumerator should be careful that the figures are written within the small spaces so formed, thus: | 7 | 4 |, the units | 4 | 2 | 1 | in the right-hand small spaces. | | 3 | 9 |

NOTE B.—Make an affirmative entry by a slanting line (thus /) in one of the three columns 2, 3, and 4, according as the fact is in the case of each farm—in column 2, if the occupier is the owner of the farm; in column 3, if he is the tenant at a fixed money rental; in column 4, if he conducts it for a share of the product.

NOTE C.—Enumerators will observe that there are 100 questions relating to each farm, which are arranged in four successive divisions of each schedule page.

SCHEDULE 2.—Productions of Agriculture in Washington Township in the County of Ray, State of Ohio

enumerated by me on the 15th day of June, 1880. J. C. McClain,

Enumerator.

OF THE PERSON WHO CONDUCTS THIS FARM.		TENURE.		ACRES OF LAND.				FARM VALUES.			FENCES.		LABOR.			GRASS LANDS.						
				IMPROVED.		UNIMPROVED.										ACREAGE 1879.		PRODUCTS HARVESTED IN 1879.				
THE NAME.	Owner.	Rents for fixed money rental.	Rents for shares of products.	Tilled, including fallow and grass in rotation, (whether pasture or meadow.)	Permanent meadows, permanent pastures, orchards, vineyards.	Woodland and forest.	Other unimproved, including "old fields" not growing wood.	Of farm, including land, fences, and buildings.	Of farming implements and machinery.	Of Live Stock.	Cost of building and repairing in 1879.	Cost of fertilizers purchased in 1879.	Amount paid for wages for farm labor during 1879, including value of board.	Weeks hired labor in 1879 upon farm (and dairy) excluding house-work.	Estimated value of all farm productions (sold, consumed, or on hand) for 1879.	Mown.	Not Mown.	Hay.	Clover Seed.	Grass Seed.	Horses of all ages on hand June 1, 1880.	Mules and Asses, all ages, on hand June 1, 1880.
				No.	No.	No.	No.	Dollars.	Dollars.	Dollars.	Dollars.	Dollars.	Dollars.	No.	Dollars.	Acres.	Acres.	Tons.	Bushels.	Bushels.	No.	No.
1	2	3	4	5	6	7	8	9	10	11	12	13	14	15	16	17	18	19	20	21	22	23
1 Monfort Thomas	/			30	15	20		1700	50	310	20				225						5	
2 Monfort D. L.	/			40	45	30		1150	100	530					125	8	37	6			4	3
3 Fouts D. L.			/	5				102	5	50					75						1	
4 Grace Mary A	/			45		27		1000	25	250	5				125						4	
5 Lighttower Samuel	/			28	20	92		1200	50	400			75	10	240	15	5	12			4	1
6 Woods Joseph	/			15	10	24	8	275	10	100	25				100	5	5	4			2	
7 McGuire S. O.			/	15	1	25	25	200	20	40					100						1	
8 McGuire Daniel	/			40	6	75		600	40	175				6	150		5				3	
9 Newton Malinda	/			25		35		400	20	260	15				70						3	1
10 Newton A. W.	/			10	10	20		825	30	225	25				70	7	3	7			2	2

NEAT CATTLE AND THEIR PRODUCTS.											SHEEP.										SWINE.	POULTRY ON HAND JUNE 1ST, 1880, EXCLUSIVE OF SPRING HATCHING.		EGGS PRODUCED IN 1879.
ON HAND JUNE 1, 1880.			MOVEMENT, 1879.								ON HAND JUNE 1, 1880.	MOVEMENT, 1879.							CLIP, SPRING 1880, SHORN AND TO BE SHORN.		ON HAND JUNE 1, 1880.			
			Cattle of all ages					Milk sold, or sent to butter and cheese factories in 1879.	Butter made on the farm in 1879.	Cheese made on the farm in 1879.		Lambs dropped.	Sheep and lambs						Fleeces.	Weight.		Barn-yard.	Other.	
Working oxen.	Milch cows.	Other.	Calves dropped.	Purchased.	Sold living.	Slaughtered.	Died, strayed and stolen, and not recovered.						Purchased.	Sold living.	Slaughtered.	Killed by dogs.	Died of disease.	Died of stress of weather.						
No.	No.	No.	No.	No.	No.	No.	No.	Gallons.	Lbs.	Lbs.	No.	No.	No.	No.	No.	No.	No.	No.	Lbs.	Lbs.	No.	No.	No.	Doz.
24	25	26	27	28	29	30	31	32	33	34	35	36	37	38	39	40	41	42	43	44	45	46	47	48
1	3	3	2	1	1				100		16	5	1				2		11	70	30	36		30
2	4	7	2						250		34	14	8	8			1		20	180	18	100		60
3																						28		30
4	2	2							100												16	40		100
5	3	7	1				1		150		30	14		6	2		2		18	170	20	30	9	125
6					1				25		4								4	30	6	94		40
7																					3			
8	2	3	2						25												15	30		100
9	2	3	1		1				125		5	2					2		5	30	6	40		125
10		1							50					7							6	40		70

CEREALS.												PULSE.		FIBER.						SUGAR.						BROOM CORN. 1879.	
BARLEY. 1879.		BUCKWHEAT. 1879.		INDIAN CORN. 1879.		OATS. 1879.		RYE. 1879.		WHEAT. 1879.		Canada Peas, (Dry.) in 1879.	Beans, (Dry.) in 1879.	FLAX—1879.			HEMP.			SORGHUM—1879.		MAPLE—1879.					
Area.	Crop.	Area.	Crop.	Area.	Crop.	Area.	Crop.	Area.	Crop.	Area.	Crop.			Area in Crop.	Seed.	Straw.	Fiber.			Area in Crop.	Sugar.	Molasses.	Sugar.	Molasses.			
Acres.	Bush.	Acres.	Bush.	Acres.	Bush.	Acres.	Bush.	Acres.	Bush.	Acres.	Bush.	Bush.	Bush.	Acres.	Bush.	Tons.	Lbs.	Acs.	Tns.	Acres.	Lbs.	Galls.	Lbs.	Galls.	Acs.	Lbs.
49	50	51	52	53	54	55	56	57	58	59	60	61	62	63	64	65	66	67	68	69	70	71	72	73	74	75
1				23	750					12	75															
2				10	350					6	60															
3				5	150					4	50															
4				20	750					4	30															
5				20	750	8	125			7	90							1			90					
6				10	400					3	30										20					
7				13	400					4	32							½			35	150				
8				15	500	8	100			7	70										20					
9				9	300					2	15							½			33					
10				9	300					2	15										33					

HOPS. 1879.		POTATOES, (Irish.) 1879.		POTATOES, (Sweet.) 1879.		TOBACCO. 1879.		ORCHARDS—1879.						Total value of orchard products of all kinds sold or consumed.	NURSERIES.		VINEYARDS.			MARKET GARDENS.	BEES—1879.		FOREST PRODUCTS.	
								APPLE.			PEACH.													
Area.	Crop.	Area.	Crop.	Area.	Crop.	Area.	Crop.	Acres.	Bearing trees.	Bushels. 1879.	Acres.	Bearing trees.	Bushels. 1879.		Acres.	Value of produce sold in 1879.	Acres.	Grapes sold in 1879.	Wine made in 1879.	Value of produce sold in 1879.	Honey.	Wax.	Amount of wood cut in 1879.	Value of all forest products sold or consumed in 1879.
Acres.	Lbs.	Acres.	Bush.	Acres.	Bush.	Acres.	Lbs.	No.	No.	No.	No.	No.	No.	Dollars.	No.	Dollars.	No.	Lbs.	Galls.	Dollars.	Lbs.	Lbs.	Cords.	Dollars.
76	77	78	79	80	81	82	83	84	85	86	87	88	89	90	91	92	93	94	95	96	97	98	99	100
		½	25		4			2	50	200				75							50			20
		½	40		25			3	50	100				40										
			5		4		50																	
			12						15	15				7										10
			19		15			2	50	30				12										15
			23																					20
			10			2/8		3	80	20	1	30		10										
			5									10		12										5
			15				50	2	80	75		25												14
			13				50													1	50				30

B

Pt.

Received July 30, 1880.
C.

Page No. 19
Supervisor's Dist: No. 7
Enumeration Dist: No. 132

NOTE A.—The light dotted perpendicular lines, which divide the spaces intended for numbers on this Schedule, are intended to separate the units, tens, &c., from each other, and the Enumerator should be careful that the figures are written within the small spaces so formed, thus: | 7 | 4 |, the units | 4 | 2 | 1 | in the right-hand small spaces. | 3 | 9 |

NOTE B.—Make an affirmative entry by a slanting line (thus /) in one of the three columns 2, 3, and 4, according as the fact is in the case of each farm—in column 2, if the occupier is the owner of the farm; in column 3, if he is the tenant at a fixed money rental; in column 4, if he conducts it for a share of the product.

NOTE C.—Enumerators will observe that there are 100 questions relating to each farm, which are arranged in four successive divisions of each schedule page.

SCHEDULE 2.—Productions of Agriculture in Washington Township in the County of Ray, State of Ind

enumerated by me on the 16th day of June, 1880. J. C. McClure, *Enumerator.*

OF THE PERSON WHO CONDUCTS THIS FARM.				ACRES OF LAND.				FARM VALUES.			FENCES.		LABOR.			GRASS LANDS.						
	TENURE.			IMPROVED.		UNIMPROVED.										ACREAGE 1879.		PRODUCTS HARVESTED IN 1879.				
THE NAME.	Owners.	Rents for fixed money rental.	Rents for shares of products.	Tilled, including fallow and grass in rotation, (whether pasture or meadow.)	Permanent meadows, permanent pastures, orchards, vineyards.	Woodland and forest.	Other unimproved, including "old fields" not growing wood.	Of farm, including land, fences, and buildings.	Of farming implements and machinery.	Of Live Stock.	Cost of building and repairing in 1879.	Cost of fertilizers purchased in 1879.	Amount paid for wages for farm labor during 1879, including value of board.	Weeks hired labor in 1879 upon farm (and dairy) excluding house-work.	Estimated value of all farm productions (sold, consumed, or on hand) for 1879.	Mown.	Not Mown.	Hay.	Clover Seed.	Grass Seed.	Horses of all ages on hand June 1, 1880.	Mules and Asses, all ages, on hand June 1, 1880.
				No.	No.	No.	No.	Dollars.	Dollars.	Dollars.	Dollars.	Dollars.	Dollars.	No.	Dollars.	Acres.	Acres.	Tons.	Bushels.	Bushels.	No.	No.
1	2	3	4	5	6	7	8	9	10	11	12	13	14	15	16	17	18	19	20	21	22	23
1 Odle Jesse	1			20	3		37	4000	15	150					125		1				3	
2 Odle Hayden	1			30		10		2000	5	150					150						2	
3 Clevenger Daniel	1		1	13	50	11		12000	40	250	10			5	200	10	40	6			2	1
4 Garrott William C	1			15		15		2000	25	100					30						2	
5 Smith Nancy	1			30	42	50		6000	50	300					150	5	25	3			5	
6 Duncan Wilbee	1		1	4		36		2000	5	75					50						2	
7 Ducan Thomas			1	20				2000	5	75					40						1	
8 Duncan Hiram	1			10	4	56		8000	20	275	10				180	4		4			3	1
9 Odell Isaac		1		20	5	35		4000	25	250	40			5	200	6		4			2	1
10 Clevenger Morris	1			24	50	37		11000	100	500					230						3	1

NEAT CATTLE AND THEIR PRODUCTS.											SHEEP.										SWINE.	POULTRY ON HAND JUNE 1ST, 1880, EXCLUSIVE OF SPRING HATCHING.		EGGS PRODUCED IN 1879.
ON HAND JUNE 1, 1880.			MOVEMENT, 1879.								ON HAND JUNE 1, 1880.	MOVEMENT, 1879.							CLIP, SPRING 1880, SHORN AND TO BE SHORN.		ON HAND JUNE 1, 1880.			
			Cattle of all ages					Milk sold, or sent to but-ter and cheese factories in 1879.	Butter made on the farm in 1879.	Cheese made on the farm in 1879.		Lambs dropped.	Sheep and lambs						Fleeces.	Weight.		Barn-yard.	Other.	
Working oxen.	Milch cows.	Other.	Calves dropped	Purchased.	Sold living.	Slaughtered.	Died, strayed, said stolen and not recovered.						Purchased.	Sold living.	Slaughtered.	Killed by dogs.	Died of disease.	Died of stress of weather.						
No.	No.	No.	No.	No.	No.	No.	No.	Gallons.	Lbs.	Lbs.	No.	No.	No.	No.	No.	No.	No.	No.	No.	Lbs.	No.	No.	No.	Doz.
24	25	26	27	28	29	30	31	32	33	34	35	36	37	38	39	40	41	42	43	44	45	46	47	48
1	2			1	2				40												12	8	30	85
2	2	2	2	1	2				25					10					5	20	14	20		50
3	2	7	2	6	4				75		19	8	8	8					8	35	8	30		50
4																			8			8		10
5	1	1	1	1	1				100												13	12		25
6					1				50													6		10
7	1								40															8
8	2	1	1		1				100												5	8		40
9	4	8	5		1	1			50		4	4		2					5	19	50	15		25
10	3	11	3	7	9				150												21	86		100

CEREALS.												PULSE.		FIBER.						SUGAR.						BROOM CORN. 1879.	
BARLEY. 1879.		BUCKWHEAT. 1879.		INDIAN CORN. 1879.		OATS. 1879.		RYE. 1879.		WHEAT. 1879.		Canada Peas, (Dry.) in 1879.	Beans, (Dry.) in 1879.	FLAX—1879.				HEMP.		SORGHUM—1879.			MAPLE—1879.				
Area.	Crop.	Area.	Crop.	Area.	Crop.	Area.	Crop.	Area.	Crop.	Area.	Crop.			Area in Crop.	Seed.	Straw.	Fiber.			Area in Crop.	Sugar.	Molasses.	Sugar.	Molasses.			
Acres.	Bush.	Acres.	Bush.	Acres.	Bush.	Acres.	Bush.	Acres.	Bush.	Acres.	Bush.	Bush.	Bush.	Acres.	Bush.	Tons.	Lbs.	Acs.	Tns.	Acres.	Lbs.	Galls.	Lbs.	Galls.		Acs.	Lbs.
49	50	51	52	53	54	55	56	57	58	59	60	61	62	63	64	65	66	67	68	69	70	71	72	73		74	75
				11	375					10	63																
				11	375					10	63											20					
				13	500					9	96											30					
				5	150																						
				20	600					8	60									1		17					
				5	250						12											20					
				8	40																						
				15	500					7	80																
				20	750	4	60			4	24											14		14			
				20	870					12	102									½		60					

HOPS. 1879.		POTATOES. (Irish.) 1879.		POTATOES. (Sweet.) 1879.		TOBACCO. 1879.		ORCHARDS—1879.					NURSERIES.		VINEYARDS.			MARKET GARDENS.	BEES—1879.		FOREST PRODUCTS.	
								APPLE.			PEACH.											
Area.	Crop.	Area.	Crop.	Area.	Crop.	Area.	Crop.	Acres.	Bearing trees.	Bushels. 1879.	Acres.	Bearing trees.	Bushels. 1879.	Total value of orchard products of all kinds sold or consumed.	Acres.	Value of produce sold in 1879.	Acres.	Grapes sold in 1879.	Wine made in 1879.	Value of produce sold in 1879.	Honey.	Wax.	Amount of wood cut in 1879.	Value of all forest products sold or consumed in 1879.
Acres.	Lbs.	Acres.	Bush.	Acres.	Bush.	Acres.	Lbs.	No.	No.	No.	No.	No.	No.	Dollars.	No.	Dollars.	No.	Lbs.	Galls.	Dollars.	Lbs.	Lbs.	Cords.	Dollars.
76	77	78	79	80	81	82	83	84	85	86	87	88	89	90	91	92	93	94	95	96	97	98	99	100
			5					2	50															15
			5					1																4
			6					2	40	10				5										
			10					3	40															5
		1/2	15																					12
			7		7																			
			6	1		1/8	100	2	6		3/4	100												10
			12	1/4	1/4			3	150		1/2	50												40
																								12

B BH

D.

[7—306.]

Page No. 24
Supervisor's Dist: No. 7
Enumeration Dist: No. 132

NOTE A.—The light dotted perpendicular lines, which divide the spaces intended for numbers on this Schedule, are intended to separate the units, tens, &c., from each other, and the Enumerator should be careful that the figures are written within the small spaces so formed, thus: 7|4, the units in the right-hand small spaces. 4|2|1 3|9

NOTE B.—Make an affirmative entry by a slanting line (thus /) in one of the three columns 2, 3, and 4, according as the fact is in the case of each farm—in column 2, if the occupier is the owner of the farm; in column 3, if he is the tenant at a fixed money rental; in column 4, if he conducts it for a share of the product.

NOTE C.—Enumerators will observe that there are 100 questions relating to each farm, which are arranged in four successive divisions of each schedule page.

SCHEDULE 2.—Productions of Agriculture in Jefferson Township in the County of Ray, State of Mo

enumerated by me on the 16th day of June, 1880. J. D. McShane, *Enumerator.*

OF THE PERSON WHO CONDUCTS THIS FARM.				ACRES OF LAND.				FARM VALUES.			FENCES.		LABOR.			GRASS LANDS.						
	TENURE.			IMPROVED.		UNIMPROVED.										ACREAGE 1879.		PRODUCTS HARVESTED IN 1879.				
THE NAME.	Owner.	Rents for fixed money rental.	Rents for shares of products.	Tilled, including fallow and grass in rotation, (whether pasture or meadow.)	Permanent meadows, permanent pastures, orchards, vineyards.	Woodland and forest.	Other unimproved, including "old fields" not growing wood.	Of farm, including land, fences, and buildings.	Of farming implements and machinery.	Of Live Stock.	Cost of building and repairing in 1879.	Cost of fertilizers purchased in 1879.	Amount paid for wages for farm labor during 1879, including value of board.	Weeks hired labor in 1879 upon farm (and dairy) excluding house-work.	Estimated value of all farm productions (sold, consumed, or on hand) for 1879.	Mown.	Not Mown.	Hay.	Clover Seed.	Grass Seed.	Horses of all ages on hand June 1, 1880.	Mules and Asses, all ages, on hand June 1, 1880.
				No.	No.	No.	No.	Dollars.	Dollars.	Dollars.	Dollars.	Dollars.	Dollars.	No.	Dollars.	Acres.	Acres.	Tons.	Bushels.	Bushels.	No.	No.
1	2	3	4	5	6	7	8	9	10	11	12	13	14	15	16	17	18	19	20	21	22	23
1 Odell Rush	1			30		90		700	100	325	10				280						3	
2 Wilson J. Mc	1			25	40	81		1300	200	500	25			25	200	30	10	20			2	4
3 Cain R. L	1			50	60	156		2700	100	440			250		360	10	40	10			2	2
4 Cleavenger John W	1			42	20	3		900	180	600			100		300		20				2	2
5 McCorkle J	1			20	5	55		560	40	470					240		6				3	2
6 Pritchard E W	1			80	100	225		1150	100	900	50		150		800	10		5			3	4
7 Corn Elias	1			28	40	164		1000	50	375	25				95	4	36	3			4	2
8 Rae William M	1			36		30		650	50	150	25				200						2	
9 Smith J. M			1	14				250	3	150					75						2	1
10 Rae James	1			75	25	60		1250	100	425	100			10	480		25				3	1

NEAT CATTLE AND THEIR PRODUCTS.

ON HAND JUNE 1, 1880.			MOVEMENT, 1879.								SHEEP.									SWINE.	POULTRY ON HAND JUNE 1ST, 1880, EXCLUSIVE OF SPRING HATCHING.		EGGS PRODUCED IN 1879.
			Calves dropped.	Cattle of all ages				Milk sold, or sent to butter and cheese factories in 1879.	Butter made on the farm in 1879.	Cheese made on the farm in 1879.	On hand June 1, 1880.	MOVEMENT, 1879.							CLIP, SPRING 1880, SHORN AND TO BE SHORN.		On hand June 1, 1880.			
Working oxen.	Milch cows.	Other.		Purchased.	Sold living.	Slaughtered.	Died, strayed, and not recovered.					Lambs dropped.	Sheep and lambs						Fleeces.	Weight.		Barn-yard.	Other.	
													Purchased.	Sold living.	Slaughtered.	Killed by dogs.	Died of disease.	Died of stress of weather.						
No.	No.	No.	No.	No.	No.	No.	No.	Gallons.	Lbs.	Lbs.	No.	No.	No.	No.	No.	No.	No.	No.	No.	Lbs.	No.	No.	No.	Doz.
24	25	26	27	28	29	30	31	32	33	34	35	36	37	38	39	40	41	42	43	44	45	46	47	48
1	2	3	1						75		4	2					1		2	6	11	12	23	50
2	3	3	1						150		18	6		58	2				12	56	12	36	36	100
3	3	3	2	14	16				200												20	40	10	100
4	3	4	3		2	1			150												27	35		100
5	2	4	2	2	4				50												30	12		50
6	4	36	4		16	1			200												40	20	40	50
7	2	4	2	4	4	1			100					10	3						1	24	9	50
8	1	1	1						50					3							23	24	53	40
9	1	1																			2	18		20
10	5	4	3	1	4	1			200		46	21		7	1				25	135	60	25	3	70

CEREALS.

BARLEY. 1879.		BUCKWHEAT. 1879.		INDIAN CORN. 1879.		OATS. 1879.		RYE. 1879.		WHEAT. 1879.		PULSE.		FIBER.						SUGAR.						BROOM CORN. 1879.	
														FLAX—1879.				HEMP.		SORGHUM—1879.			MAPLE—1879.				
Area.	Crop.	Area.	Crop.	Area.	Crop.	Area.	Crop.	Area.	Crop.	Area.	Crop.	Canada Peas. (Dry.) in 1879.	Beans. (Dry.) in 1879.	Area in Crop.	Seed.	Straw.	Fiber.			Area in Crop.	Sugar.	Molasses.	Sugar.	Molasses.			
Acres.	Bush.	Acres.	Bush.	Acres.	Bush.	Acres.	Bush.	Acres.	Bush.	Acres.	Bush.	Bush.	Bush.	Acres.	Bush.	Tons.	Lbs.	Acs.	Tns.	Acres.	Lbs.	Galls.	Lbs.	Galls.	Acs.	Lbs.
49	50	51	52	53	54	55	56	57	58	59	60	61	62	63	64	65	66	67	68	69	70	71	72	73	74	75
1				20	750					6	75											25	85				
2				10	400					5	60									½		50					
3				40	1500	5	50	5	50	7	60									½		40					
4				42	1500	10	250	5	100																		
5				30	875	18	250			7	75																
6				75	3000	3	45			13	200																
7				7	150					6	40																
8				15	300					10	142									½		20					
9				7	200					5	30																
10				40	1750	7	150			9	130									½		50					

HOPS. 1879.		POTATOES. (Irish.) 1879.		POTATOES. (Sweet.) 1879.		TOBACCO. 1879.		PH. ORCHARDS—1879.						NURSERIES.		VINEYARDS.			MARKET GARDENS.	BEES—1879.		FOREST PRODUCTS.	
								APPLE.			PEACH.			Total value of orchard products of all kinds sold or consumed									
Area.	Crop.	Area.	Crop.	Area.	Crop.	Area.	Crop.	Acres.	Bearing trees.	Bushels. 1879.	Acres.	Bearing trees.	Bushels. 1879.		Acres.	Value of produce sold in 1879.	Acres.	Grapes sold in 1879.	Wine made in 1879.	Value of produce sold in 1879.	Honey.	Wax.	Amount of wood cut in 1879.	Value of all forest products sold or consumed in 1879.
Acres.	Lbs.	Acres.	Bush.	Acres.	Bush.	Acres.	Lbs.	No.	No.	No.	No.	No.	No.	Dollars.	No.	Dollars.	No.	Lbs.	Galls.	Dollars.	Lbs.	Lbs.	Cords.	Dollars.
76	77	78	79	80	81	82	83	84	85	86	87	88	89	90	91	92	93	94	95	96	97	98	99	100
1			5					3	65	100				40							200	25		20
2			10					4	75	40				15										25
3			20																					
4		1	25									20												
5											1													
6			20						20	100				40										10
7			15		6			3	100	30		30		12										200
8			10		4																			
9																								
10			15		10	1/8	50																	150

PH.

[7–306.]

Received July 30, 1880. A.

Page No. 21
Supervisor's Dist: No. 7
Enumeration Dist: No. 132

NOTE A.—The light dotted perpendicular lines, which divide the spaces intended for numbers on this Schedule, are intended to separate the units, tens, &c., from each other, and the Enumerator should be careful that the figures are written within the small spaces so formed, thus: | 7 | 4 |, the units | 4 | 2 | 1 | in the right-hand small spaces. | 3 | 9 |

NOTE B.—Make an affirmative entry by a slanting line (thus /) in one of the three columns 2, 3, and 4, according as the fact is in the case of each farm—in column 2, if the occupier is the owner of the farm; in column 3, if he is the tenant at a fixed money rental; in column 4, if he conducts it for a share of the product.

NOTE C.—Enumerators will observe that there are 100 questions relating to each farm, which are arranged in four successive divisions of each schedule page.

SCHEDULE 2.—Productions of Agriculture in Indianapolis Township in the County of Ray, State of Ind

enumerated by me on the 10th day of June, 1880.

C M Dow
Enumerator.

OF THE PERSON WHO CONDUCTS THIS FARM.				ACRES OF LAND.				FARM VALUES.			FENCES.		LABOR.			GRASS LANDS.						
	TENURE.			IMPROVED.		UNIMPROVED.										ACREAGE 1879.		PRODUCTS HARVESTED IN 1879.				
THE NAME.	Owner.	Rents for fixed money rental.	Rents for shares of products.	Tilled, including fallow and grass in rotation, (whether pasture or meadow.)	Permanent meadows, permanent pastures, orchards, vineyards.	Woodland and forest.	Other unimproved, including "old fields" not growing wood.	Of farm, including land, fences, and buildings.	Of farming implements and machinery.	Of Live Stock.	Cost of building and repairing in 1879.	Cost of fertilizers purchased in 1879.	Amount paid for wages for farm labor during 1879, including value of board.	Weeks hired labor in 1879 upon farm and dairy) excluding house-work.	Estimated value of all farm productions (sold, consumed, or on hand) for 1879.	Mown.	Not Mown.	Hay.	Clover Seed.	Grass Seed.	Horses of all ages on hand June 1, 1880.	Mules and Asses, all ages, on hand June 1, 1880.
				No.	No.	No.	No.	Dollars.	Dollars.	Dollars.	Dollars.	Dollars.	Dollars.	No.	Dollars.	Acres.	Acres.	Tons.	Bushels.	Bushels.	No.	No.
1	2	3	4	5	6	7	8	9	10	11	12	13	14	15	16	17	18	19	20	21	22	23
1 Calhoun Erasmus		1		50		17		2000	50	200			100		350						2	
2 Sugar Sarah	1			95	80	55		2340	60	1000			100		190	14	66	10			3	9
3 McKee James	1			30		50		500	60	260					170						3	
4 Gillis D. M.	1			10		40		200	3		10											
5 Crook James	1			30	16	34		900	50	150	10			4	150		16				3	
6 Brock Thomas			1	10		6		320	10	100					100						1	
7 Myers D. F.		1		36		6		600	75	150	24				150						2	
8 Gault O. K.	1			11	29			600	70	175	10			10	100	11	18	30			2	
9 Tiffin Jane	1			200	260	800		8800	260	3000				100	1200	100	260	75			12	20
10																						

NEAT CATTLE AND THEIR PRODUCTS.											SHEEP.										SWINE.	POULTRY ON HAND JUNE 1ST, 1880, EXCLUSIVE OF SPRING HATCHING.		EGGS PRODUCED IN 1879.
ON HAND JUNE 1, 1880.			MOVEMENT, 1879.					Milk sold, or sent to butter and cheese factories in 1879.	Butter made on the farm in 1879.	Cheese made on the farm in 1879.	ON HAND JUNE 1, 1880.	MOVEMENT, 1879.							CLIP, SPRING 1880, SHORN AND TO BE SHORN.		ON HAND JUNE 1, 1880.			
Working oxen.	Milch cows.	Other.	Calves dropped.	Cattle of all ages: Purchased.	Sold living.	Slaughtered.	Died, strayed, and stolen, and not recovered.					Lambs dropped.	Sheep and lambs: Purchased.	Sold living.	Slaughtered.	Killed by dogs.	Died of disease.	Died of stress of weather.	Fleeces.	Weight.		Barn-yard.	Other.	
No.	No.	No.	No.	No.	No.	No.	No.	Gallons.	Lbs.	Lbs.	No.	No.	No.	No.	No.	No.	No.	No.	No.	Lbs.	No.	No.	No.	Doz.
24	25	26	27	28	29	30	31	32	33	34	35	36	37	38	39	40	41	42	43	44	45	46	47	48
1 1	1		1			1			100												18	15		250
2 3	17		4			1			100		14	6							11	60	20	20		50
3 1	1		1	1					50												13	12		20
4																								
5 3					3				150												9	60	4	200
6 1	1								50												20	25		50
7 1	2		1	1		1			50												20	25		50
8 2	1		1	1		1			50												10			
9 16	60		15			1			50												100	50		100
10																								

CEREALS.												PULSE.		FIBER.						SUGAR.					BROOM CORN. 1879.	
BARLEY. 1879.		BUCKWHEAT. 1879.		INDIAN CORN. 1879.		OATS. 1879.		RYE. 1879.		WHEAT 1879.		Canada Peas, (1879) in 1879.	Beans (Dry.) in 1879.	FLAX—1879.				HEMP.		SORGHUM—1879.			MAPLE—1879.			
Area.	Crop.	Area.	Crop.	Area.	Crop.	Area.	Crop.	Area.	Crop.	Area.	Crop.			Area in Crop.	Seed.	Straw.	Fiber.			Area in Crop.	Sugar.	Molasses.	Sugar.	Molasses.		
Acres.	Bush.	Acres.	Bush.	Acres.	Bush.	Acres.	Bush.	Acres.	Bush.	Acres.	Bush.	Bush.	Bush.	Acres.	Bush.	Tons.	Lbs.	Acs.	Tns.	Acres.	Lbs.	Galls.	Lbs.	Galls.	Acs.	Lbs.
49	50	51	52	53	54	55	56	57	58	59	60	61	62	63	64	65	66	67	68	69	70	71	72	73	74	75
1				32	1300	2	30			10	100															
2				55	1925					2	37											30				
3				16	500					4	40											35				
4																										
5				12	300					14	90											50				
6				10	500																					
7				20	500	6	80																			
8				11	350																					
9				65	3200					24	290															
10																										

HOPS. 1879.		POTATOES, (Irish.) 1879.		POTATOES, (Sweet.) 1879.		TOBACCO. 1879.		ORCHARDS—1879. APPLE.			ORCHARDS—1879. PEACH.			Total value of orchard products of all kinds sold or consumed.	NURSERIES.		VINEYARDS.			MARKET GARDENS.	BEES—1879.		FOREST PRODUCTS.	
Area.	Crop.	Area.	Crop.	Area.	Crop.	Area.	Crop.	Acres.	Bearing trees.	Bushels. 1879.	Acres.	Bearing trees.	Bushels. 1879.		Acres.	Value of produce sold in 1879.	Acres.	Grapes sold in 1879.	Wine made in 1879.	Value of produce sold in 1879.	Honey.	Wax.	Amount of wood cut in 1879.	Value of all forest products sold or consumed in 1879.
Acres.	Lbs.	Acres.	Bush.	Acres.	Bush.	Acres.	Lbs.	No.	No.	No.	No.	No.	No.	Dollars.	No.	Dollars.	No.	Lbs.	Galls.	Dollars.	Lbs.	Lbs.	Cords.	Dollars.
76	77	78	79	80	81	82	83	84	85	86	87	88	89	90	91	92	93	94	95	96	97	98	99	100
1			25			1/8	25	3	25															
2			15		8			5	100	300				200										20
3																								200
4		1/2																						
5			20	1	24			4	100	7			3											
6		1/2		1/4																				25
7								2	75	60				20										
8			10																					
9					4			25	200	200	1	50		80										125
10																								

B

B.

[7–306.]

Page No. .....
Supervisor's Dist: No. .....
Enumeration Dist: No. .....

NOTE A.—The light dotted perpendicular lines, which divide the spaces intended for numbers on this Schedule, are intended to separate the units, tens, &c., from each other, and the Enumerator should be careful that the figures are written within the small spaces so formed, thus: | | 7 | 4 |, the unit in the right-hand small spaces.

	4	2
	3	9

NOTE B.—Make an affirmative entry by a slanting line (thus /) in one of the three columns 2, 3, and 4, according as the fact is in the case of each farm—in column 2, if the occupier is the owner of the farm; in column 3, if he is the tenant at a fixed money rental; in column 4, if he conducts it for a share of the product.

NOTE C.—Enumerators will observe that there are 100 questions relating to each farm, which are arranged in four successive divisions of each schedule page

SCHEDULE 2.—Productions of Agriculture in ..... in the County of ....., State of .....

enumerated by me on the ..... day of June, 1880. .....,

Enumerator.

OF THE PERSON WHO CONDUCTS THIS FARM.				ACRES OF LAND.				FARM VALUES.			FENCES.		LABOR.			GRASS LANDS.						
	TENURE.			IMPROVED.		UNIMPROVED.										ACREAGE 1879.		PRODUCTS HARVESTED IN 1879.				
THE NAME.	Owner.	Rents for fixed money rental.	Rents for shares of products.	Tilled, including fallow and grass in rotation, (whether pasture or meadow.)	Permanent meadows, permanent pastures, orchards, vineyards.	Woodland and forest.	Other unimproved, including "old fields" not growing wood.	Of farm, including land, fences, and buildings.	Of farming implements and machinery.	Of Live Stock.	Cost of building and repairing in 1879.	Cost of fertilizers purchased in 1879.	Amount paid for wages for farm labor during 1879, including value of board.	Weeks hired labor in 1879 upon farm (and dairy) excluding house-work.	Estimated value of all farm productions (sold, consumed, or on hand) for 1879.	Mown.	Not Mown.	Hay.	Clover Seed.	Grass Seed.	Horses of all ages on hand June 1, 1880.	Mules and Asses, all ages, on hand June 1, 1880.
				No.	No.	No.	No.	Dollars.	Dollars.	Dollars.	Dollars.	Dollars.	Dollars.	No.	Dollars.	Acres.	Acres.	Tons.	Bushels.	Bushels.	No.	No.
1	2	3	4	5	6	7	8	9	10	11	12	13	14	15	16	17	18	19	20	21	22	23
1																						
2																						
3																						
4																						
5																						
6																						
7																						
8																						
9																						
10																						

NEAT CATTLE AND THEIR PRODUCTS.											SHEEP.											SWINE.	POULTRY ON HAND JUNE 1ST, 1880, EXCLUSIVE OF SPRING HATCHING.		EGGS PRODUCED IN 1879.
ON HAND JUNE 1, 1880.			MOVEMENT, 1879.								ON HAND JUNE 1, 1880.	MOVEMENT, 1879.							CLIP, SPRING 1880, SHORN AND TO BE SHORN.		ON HAND JUNE 1, 1880.			
				Cattle of all ages				Milk sold, or sent to butter and cheese factories in 1879.	Butter made on the farm in 1879.	Cheese made on the farm in 1879.			Sheep and lambs											
Working oxen.	Milch cows.	Other.	Calves dropped.	Purchased.	Sold living.	Slaughtered.	Died, strayed, and stolen, and not recovered.					Lambs dropped	Purchased.	Sold living.	Slaughtered.	Killed by dogs.	Died of disease.	Died of stress of weather.	Fleeces.	Weight.	On hand June 1, 1880.	Barn-yard.	Other.	
No.	No.	No.	No.	No.	No.	No.	No.	Gallons.	Lbs.	Lbs.	No.	No.	No.	No.	No.	No.	No.	No.	No.	Lbs.	No.	No.	No.	Doz.
24	25	26	27	28	29	30	31	32	33	34	35	36	37	38	39	40	41	42	43	44	45	46	47	48
1																								
2																								
3																								
4																								
5																								
6																								
7																								
8																								
9																								
10																								

CEREALS.												PULSE.		FIBER.						SUGAR.						BROOM CORN. 1879.	
BARLEY. 1879.		BUCKWHEAT. 1879.		INDIAN CORN. 1879.		OATS. 1879.		RYE. 1879.		WHEAT. 1879.				FLAX—1879.				HEMP.		SORGHUM—1879.			MAPLE—1879.				
Area.	Crop.	Area.	Crop.	Area.	Crop.	Area.	Crop.	Area.	Crop.	Area.	Crop.	Canada Peas, (Dry.) in 1879.	Beans, (Dry.) in 1879.	Area in Crop.	Seed.	Straw.	Fiber.			Area in Crop.	Sugar.	Molasses.	Sugar.	Molasses.			
Acres.	Bush.	Acres.	Bush.	Acres.	Bush.	Acres.	Bush.	Acres.	Bush.	Acres.	Bush.	Bush.	Bush.	Acres.	Bush.	Tons.	Lbs.	Acs.	Tns.	Acres.	Lbs.	Galls.	Lbs.	Galls.	Acs.	Lbs.
49	50	51	52	53	54	55	56	57	58	59	60	61	62	63	64	65	66	67	68	69	70	71	72	73	74	75
1																										
2																										
3																										
4																										
5																										
6																										
7																										
8																										
9																										
10																										

HOPS. 1879.		POTATOES, (Irish.) 1879.		POTATOES, (Sweet.) 1879.		TOBACCO. 1879.		ORCHARDS—1879.							NURSERIES.		VINEYARDS.			MARKET GARDENS.	BEES—1879.		FOREST PRODUCTS.	
								APPLE.			PEACH.			Total value of orchard products of all kinds sold or consumed.										
Area.	Crop.	Area.	Crop.	Area.	Crop.	Area.	Crop.	Acres.	Bearing trees.	Bushels. 1879.	Acres.	Bearing trees.	Bushels. 1879.		Acres.	Value of produce sold in 1879.	Acres.	Grapes sold in 1879.	Wine made in 1879.	Value of produce sold in 1879.	Honey.	Wax.	Amount of wood cut in 1879.	Value of all forest products sold or consumed in 1879.
Acres.	Lbs.	Acres.	Bush.	Acres.	Bush.	Acres.	Lbs.	No.	No.	No.	No.	No.	No.	Dollars.	No.	Dollars.	No.	Lbs.	Galls.	Dollars.	Lbs.	Lbs.	Cords.	Dollars.
76	77	78	79	80	81	82	83	84	85	86	87	88	89	90	91	92	93	94	95	96	97	98	99	100
1																								
2																								
3																								
4																								
5																								
6																								
7																								
8																								
9																								
10																								

Received July 30, 1880.

A.

Page No. 1
Supervisor's Dist: No. 7
Enumeration Dist: No. 133

NOTE A.—The light dotted perpendicular lines, which divide the spaces intended for numbers on this Schedule, are intended to separate the units, tens, &c., from each other, and the Enumerator should be careful that the figures are written within the small spaces so formed, thus: 7|4, the units in the right-hand small spaces. 4|2|1 3|9

NOTE B.—Make an affirmative entry by a slanting line (thus /) in one of the three columns 2, 3, and 4, according as the fact is in the case of each farm—in column 2, if the occupier is the owner of the farm; in column 3, if he is the tenant at a fixed money rental; in column 4, if he conducts it for a share of the product.

NOTE C.—Enumerators will observe that there are 100 questions relating to each farm, which are arranged in four successive divisions of each schedule page.

SCHEDULE 2.—Productions of Agriculture in Piling River Township in the County of Ray, State of Mo

enumerated by me on the 1st and 2d day of June, 1880. Wm P. Searcy, *Enumerator.*

OF THE PERSON WHO CONDUCTS THIS FARM.				ACRES OF LAND.				FARM VALUES.			FENCES.		LABOR.			GRASS LANDS.						
	TENURE.			IMPROVED.		UNIMPROVED.										ACREAGE 1879.		PRODUCTS HARVESTED IN 1879.				
THE NAME.	Owner.	Rents for fixed money rental.	Rents for shares of products.	Tilled, including fallow and grass in rotation, (whether pasture or meadow.)	Permanent meadows, permanent pastures, orchards, vineyards.	Woodland and forest.	Other unimproved, including "old fields" not growing wood.	Of farm, including land, fences, and buildings.	Of farming implements and machinery.	Of Live Stock.	Cost of building and repairing in 1879.	Cost of fertilizers purchased in 1879.	Amount paid for wages for farm labor during 1879, including value of board.	Weeks hired labor in 1879 on farm (and dairy) excluding house-work.	Estimated value of all farm productions (sold, consumed, or on hand) for 1879.	Mown.	Not Mown.	Hay.	Clover Seed.	Grass Seed.	Horses of all ages on hand June 1, 1880.	Mules and Asses, all ages, on hand June 1, 1880.
	No.	No.	No.	No.	No.	No.	No.	Dollars.	Dollars.	Dollars.	Dollars.	Dollars.	Dollars.	No.	Dollars.	Acres.	Acres.	Tons.	Bushels.	Bushels.	No.	No.
1	2	3	4	5	6	7	8	9	10	11	12	13	14	15	16	17	18	19	20	21	22	23
1 Agnew, V. C.	/			60		60		650	40	250	25				150		1	1			4	1
2 Williams, Jas C.	/			28		100		800	25	75	10				300						2	
3 Clemons, John H		/		23		12		400	50	225	50				300						1	3
4 Stack, John			/	27		13		400	15	80	60				275						1	1
5 Brown, Arthur J.	/			36		26		400	25	150	15				500						2	
6 Vandivort, Abraham	/			8		32		300	15	75	10				180						2	
7 Conyer, John	/			100		100		1120	50	350	5				700						6	
8 Berry, Moab	/			30		50		300	10	100	10				225						2	
9 Baker, George	/			35				320	15	180	15				200							2
10 Seth, John J.	/			40	80			1200	100	350	15				1000	10		50			4	1

NEAT CATTLE AND THEIR PRODUCTS.												SHEEP.										SWINE.	POULTRY ON HAND JUNE 1ST, 1880, EXCLUSIVE OF SPRING HATCHING.		EGGS PRODUCED IN 1879.
ON HAND JUNE 1, 1880.			MOVEMENT, 1879.									ON HAND JUNE 1, 1880.	MOVEMENT, 1879.							CLIP, SPRING 1880, SHORN AND TO BE SHORN.		ON HAND JUNE 1, 1880.			
				Cattle of all ages										Sheep and lambs											
Working oxen.	Milch cows.	Other.	Calves dropped.	Purchased.	Sold living.	Slaughtered.	Died, strayed, and stolen and not recovered.	Milk sold, or sent to butter and cheese factories in 1879.	Butter made on the farm in 1879.	Cheese made on the farm in 1879.		Lambs dropped.	Purchased.	Sold living.	Slaughtered.	Killed by dogs.	Died of disease.	Died of stress of weather.	Fleeces.	Weight.		Barn-yard.	Other.	
No.	No.	No.	No.	No.	No.	No.	No.	Gallons.	Lbs.	Lbs.	No.	No.	No.	No.	No.	No.	No.	No.	No.	Lbs.	No.	No.	No.	Doz.
24	25	26	27	28	29	30	31	32	33	34	35	36	37	38	39	40	41	42	43	44	45	46	47	48
1	3	4	2						40												10	20		40
2	1								20													15		20
3	2								50												10	24		40
4	1	1	1						40													24	3	40
5	1	1	1		5				40												10	24	2	40
6	1								40												2	14		10
7	4	2	2						50		13	6						1	3	42	23	36	2	50
8	2								40												6	25		40
9	2	3							50												20	12		10
10	1	1	4	1	2				200		11	2						2	11	55	35	48	23	480

CEREALS.												PULSE.		FIBER.						SUGAR.						BROOM CORN. 1879.	
BARLEY. 1879.		BUCKWHEAT. 1879.		INDIAN CORN. 1879.		OATS. 1879.		RYE. 1879.		WHEAT. 1879.				FLAX—1879.				HEMP.		SORGHUM—1879.			MAPLE—1879.				
Area.	Crop.	Area.	Crop.	Area.	Crop.	Area.	Crop.	Area.	Crop.	Area.	Crop.	Canada Peas, (Dry,) in 1879.	Beans, (Dry,) in 1879.	Area in Crop.	Seed.	Straw.	Fiber.			Area in Crop.	Sugar.	Molasses.	Sugar.	Molasses.			
Acres.	Bush.	Acres.	Bush.	Acres.	Bush.	Acres.	Bush.	Acres.	Bush.	Acres.	Bush.	Bush.	Bush.	Acres.	Bush.	Tons.	Lbs.	Acs.	Tns.	Acres.	Lbs.	Galls.	Lbs.	Galls.	Acs.	Lbs.
49	50	51	52	53	54	55	56	57	58	59	60	61	62	63	64	65	66	67	68	69	70	71	72	73	74	75
1				20	1000																					
2				20	800	2	30			6	30									1/4		40				
3				20	1000																					
4				40	1000																					
5				12	500					9	65									1/2		40				
6				12	560															1/2		15				
7				50	1500	8	80													1/4		35				
8				20	400					4	40									1		150				
9				5	150															1/8		20				
10				10	1000	10	100			16	180									1/2		80				

HOPS. 1879.		POTATOES, (Irish.) 1879		POTATOES, (Sweet.) 1879.		TOBACCO. 1879.		ORCHARDS—1879.						NURSERIES.		VINEYARDS.			MARKET GARDENS.	BEES—1879.		FOREST PRODUCTS.	
								APPLE.			PEACH.												
Area.	Crop.	Area.	Crop.	Area.	Crop.	Area.	Crop.	Acres.	Bearing trees.	Bushels. 1879.	Acres.	Bearing trees.	Bushels 1879.	Total value of orchard products of all kinds sold or consumed.	Acres.	Value of produce sold in 1879.	Acres.	Grapes sold in 1879.	Wine made in 1879.	Value of produce sold in 1879.	Honey.	Wax.	Amount of wood cut in 1879.	Value of all forest products sold or consumed in 1879.
Acres.	Lbs.	Acres.	Bush.	Acres.	Bush.	Acres.	Lbs.	No.	No.	No.	No.	No.	No.	Dollars.	No.	Dollars.	No.	Lbs.	Galls.	Dollars.	Lbs.	Lbs.	Cords.	Dollars.
76	77	78	79	80	81	82	83	84	85	86	87	88	89	90	91	92	93	94	95	96	97	98	99	100
		1/4	10					2	40		4	10												10
		1/8	8					1	15															15
		1/4	20																					25
		1/16	10					1	50															50
		1/20	5																					5
		1/16	15																					10
		1/8	20					2	40	75				30										75
		1/16	10					1	25	60				25										5
		1/10	10			1	300	1	25	60				20										100
		1/12	25	1/20	8			1	25	20	4	20		15										200

B

D.

[7–306.]

Page No. 4
Supervisor's Dist: No. 7
Enumeration Dist: No. 133

NOTE A.—The light dotted perpendicular lines, which divide the spaces intended for numbers on this Schedule, are intended to separate the units, tens, &c., from each other, and the Enumerator should be careful that the figures are written within the small spaces so formed, thus: 7|4, the units in the right-hand small spaces. 4|2|1 3|9

NOTE B.—Make an affirmative entry by a slanting line (thus /) in one of the three columns 2, 3, and 4, according as the fact is in the case of each farm in column 2, if the occupier is the owner of the farm; in column 3, if he is the tenant at a fixed money rental; in column 4, if he conducts it for a share of the product.

NOTE C.—Enumerators will observe that there are 100 questions relating to each farm, which are arranged in four successive divisions of each schedule page.

SCHEDULE 2.—Productions of Agriculture in Fishing River Township in the County of Ray, State of MO

enumerated by me on the 4th day of June, 1880. Wm P Berry, *Enumerator.*

OF THE PERSON WHO CONDUCTS THIS FARM.				ACRES OF LAND.				FARM VALUES.			FENCES.		LABOR.			GRASS LANDS.						
	TENURE.			IMPROVED.		UNIMPROVED.										ACREAGE 1879.		PRODUCTS HARVESTED IN 1879.				
THE NAME.	Owner.	Rents for fixed money rental.	Rents for shares of products.	Tilled, including fallow and grass in rotation, (whether pasture or meadow.)	Permanent meadows, permanent pastures, orchards, vineyards.	Woodland and forest.	Other unimproved, including "old fields" not growing wood.	Of farm, including land, fences, and buildings.	Of farming implements and machinery.	Of Live Stock.	Cost of building and repairing in 1879.	Cost of fertilizers purchased in 1879.	Amount paid for wages for farm labor during 1879, including value of board.	Weeks hired labor in 1879 upon farm (and dairy) excluding house-work	Estimated value of all farm productions (sold, consumed, or on hand) for 1879.	Mown.	Not Mown.	Hay.	Clover Seed.	Grass Seed.	Horses of all ages on hand June 1, 1880.	Mules and Asses, all ages, on hand June 1, 1880.
				No.	No.	No.	No.	Dollars.	Dollars.	Dollars.	Dollars.	Dollars.	Dollars.	No.	Dollars.	Acres.	Acres.	Tons.	Bushels.	Bushels.	No.	No.
1	2	3	4	5	6	7	8	9	10	11	12	13	14	15	16	17	18	19	20	21	22	23
1 Overman Jr. B	/			30	10	100		700	15	400	5				150						3	
2 Harris Lilburn	/			10	4			100	10	340	20				160						4	
3 Overman William	/			10		24		200	5	250	10				220						4	
4 Rowland Lyman H.	/			24	30	140		1200	50	480	30		50	14	340	8		3			4	
5 Woodruff J. F.	/			16		25		300	6	135	15				200						1	
6 Smith Jeremiah	/			14	6	60		600	20	240	10				150						1	
7 Ellis John M	/			40	55	5	10	1200	20	300	50		15	4	220	5		3			5	
8 Woods Sarah J.	/			55	15	100	15	1200	6	400	20		15	4	600						5	
9 McAfee James C.	/			55		35		800	45	270	8				165						2	
10 Woods Isaac	/			70	20	10		700	100	500	25				350						6	

NEAT CATTLE AND THEIR PRODUCTS.											SHEEP.										SWINE.	POULTRY ON HAND JUNE 1ST, 1880, EXCLUSIVE OF SPRING HATCHING.		EGGS PRODUCED IN 1879.
ON HAND JUNE 1, 1880.			MOVEMENT, 1879.					Milk sold, or sent to butter and cheese factories in 1879.	Butter made on the farm in 1879.	Cheese made on the farm in 1879.	On hand June 1, 1880.	MOVEMENT, 1879.							CLIP, SPRING 1880, SHORN AND TO BE SHORN.		On hand June 1, 1880.			
			Cattle of all ages									Lambs dropped.	Sheep and lambs						Fleeces.	Weight.				
Working oxen.	Milch cows.	Other.	Calves dropped.	Purchased.	Sold living.	Slaughtered.	Died, strayed, and stolen and not recovered.						Purchased.	Sold living.	Slaughtered.	Killed by dogs.	Died of disease.	Died of stress of weather.				Barn-yard.	Other.	
No.	No.	No.	No.	No.	No.	No.	No.	Gallons.	Lbs.	Lbs.	No.	No.	No.	No.	No.	No.	No.	No.	No	Lbs.	No.	No.	No.	Doz.
24	25	26	27	28	29	30	31	32	33	34	35	36	37	38	39	40	41	42	43	44	45	46	47	48
1	2	4	1						100												3	50		300
2	2								50												6	60		400
3	1	1							50												4	8		40
4	3	1	1		4		1		100												3	30		200
5	1		1		3				100												3	13		100
6	3	2			1				200		2					1			5	30	4	12		100
7	2	2			1				150												13	36		200
8	1								25												18	16		100
9	2	2							60												5	24		200
10	3				2				100		3			34					4	24	25	36	17	200

CEREALS.												PULSE.		FIBER.						SUGAR.						BROOM CORN. 1879.	
BARLEY. 1879.		BUCKWHEAT. 1879.		INDIAN CORN. 1879.		OATS. 1879.		RYE. 1879.		WHEAT. 1879.		Canada Peas, (Dry.) in 1879.	Beans, (Dry.) in 1879.	FLAX—1879.				HEMP.		SORGHUM—1879.			MAPLE—1879.				
Area.	Crop.	Area.	Crop.	Area.	Crop.	Area.	Crop.	Area.	Crop.	Area.	Crop.			Area in Crop.	Seed.	Straw.	Fiber.			Area in Crop.	Sugar.	Molasses.	Sugar.	Molasses.			
Acres.	Bush.	Acres.	Bush.	Acres.	Bush.	Acres.	Bush.	Acres.	Bush.	Acres.	Bush.	Bush.	Bush.	Acres.	Bush.	Tons.	Lbs.	Acs.	Tns.	Acres.	Lbs.	Galls.	Lbs.	Galls.	Acs.	Lbs.
40	50	51	52	53	54	55	56	57	58	59	60	61	62	63	64	65	66	67	68	69	70	71	72	73	74	75
1				10	300																		100			
2				10	500																			50		
3				5	100					2	60									1		100	100			
4				14	1200																					
5				10	500					6	80															
6				10	400					14	120									1/2		40		18		
7				23	800					5	50									1/4		30				
8				30	1000					4	20									1/8		20				
9				3	100	4	35			20	100									1/16		15				
10				14	500	5	100			25	160									3/4		80				

HOPS. 1879.		POTATOES, (Irish.) 1879.		POTATOES, (Sweet.) 1879.		TOBACCO. 1879.		ORCHARDS—1879.					NURSERIES.		VINEYARDS.			MARKET GARDENS.	BEES—1879.		FOREST PRODUCTS.	
								APPLE.			PEACH.											
Area.	Crop.	Area.	Crop.	Area.	Crop.	Area.	Crop.	Acres.	Bearing trees.	Bushels. 1879.	Acres.	Bearing trees.	Bushels. 1879.	Total value of orchard products of all kinds sold or consumed.	Acres.	Value of produce sold in 1879.	Acres.	Grapes sold in 1879.	Wine made in 1879.	Value of produce sold in 1879.	Honey.	Wax.	Amount of wood cut in 1879.	Value of all forest products sold or consumed in 1879.
Acres.	Lbs.	Acres.	Bush.	Acres.	Bush.	Acres.	Lbs.	No.	No.	No.	No.	No.	No.	Dollars.	No.	Dollars.	No.	Lbs.	Galls.	Dollars.	Lbs.	Lbs.	Cords.	Dollars.
76	77	78	79	80	81	82	83	84	85	86	87	88	89	90	91	92	93	94	95	96	97	98	99	100
		1/10	12					2	130	100				50										10
		1/4	15			2	1500																	6
		1/4	20																					20
		1/2	25					3	175	110				55										25
		1/16	16																					20
		1/4	10																					10
		1/4	30					1/4	10												70			15
		1/4	20					1/8	16	38				15										23
		1/16	8					1/2	15	25				12										30
		1/4	30					1	50	20				10										10

[7–306.]

Received July 30, 1880.

A.

Page No. 5
Supervisor's Dist: No. 7
Enumeration Dist: No. 133

NOTE A.—The light dotted perpendicular lines, which divide the spaces intended for numbers on this Schedule, are intended to separate the units, tens, &c., from each other, and the Enumerator should be careful that the figures are written within the small spaces so formed, thus: | 7 | 4 |, the units | 4 | 2 | 1 | in the right-hand small spaces. | | 3 | 9 |

NOTE B.—Make an affirmative entry by a slanting line (thus /) in one of the three columns 2, 3, and 4, according as the fact is in the case of each farm—in column 2, if the occupier is the owner of the farm; in column 3, if he is the tenant at a fixed money rental; in column 4, if he conducts it for a share of the product.

NOTE C.—Enumerators will observe that there are 100 questions relating to each farm, which are arranged in four successive divisions of each schedule page.

SCHEDULE 2.—Productions of Agriculture in Fishing River Township in the County of Ray, State of Mo

enumerated by me on the 5th day of June, 1880. Wm P. Searcy, *Enumerator.*

OF THE PERSON WHO CONDUCTS THIS FARM.				ACRES OF LAND.				FARM VALUES.			FENCES,		LABOR.			GRASS LANDS.						
	TENURE.			IMPROVED.		UNIMPROVED.										ACREAGE 1879.		PRODUCTS HARVESTED IN 1879.				
THE NAME.	Owner.	Rents for fixed money rental.	Rents for shares of products.	Tilled, including fallow and grass in rotation, (whether pasture or meadow.)	Permanent meadows, permanent pastures, orchards, vineyards.	Woodland and forest.	Other unimproved, including "old fields" not growing wood.	Of farm, including land, fences, and buildings.	Of farming implements and machinery.	Of Live Stock.	Cost of building and repairing in 1879.	Cost of fertilizers purchased in 1879.	Amount paid for wages for farm labor during 1879, including value of board.	Weeks hired labor in 1879 upon farm (and dairy) excluding house-work.	Estimated value of all farm productions (sold, consumed, or on hand) for 1879.	Mown.	Not Mown.	Hay.	Clover Seed.	Grass Seed.	Horses of all ages on hand June 1, 1880.	Mules and Asses, all ages, on hand June 1, 1880.
				No.	No.	No.	No.	Dollars.	Dollars.	Dollars.	Dollars.	Dollars.	Dollars.	No.	Dollars.	Acres.	Acres.	Tons.	Bushels.	Bushels.	No.	No.
1	2	3	4	5	6	7	8	9	10	11	12	13	14	15	16	17	18	19	20	21	22	23
1 Odell, Jacob	/			35	80			1500	25	280	50				275	4	2	1			5	
2 Riggs, Wm R.	/			55		15		800	80	175	70		25	10	175						5	1
3 Roe, Thomas	/			80	40	40		1000	60	360	30		50	8	560	18		28			6	2
4 Roe, Thomas H.	/			75		15		1000	50	525	20		15	2	325	18	20	30			5	
5 Warren, John C.	/			50		30		1500	75	325	20				440						2	
6 Espoint, Henry	/			25	3	32		800	50	450	10				280	1		2			3	
7 Riggs, Jessee	/			30	50			800	100	375	15				220						2	
8 Odell, Mary	/			130	12	40		1000	50	500	14		6	2	250						3	
9 Odell, William B	/			24	15	35		900	100	295	10				200	1		1			2	
10 Gray, Jacob	/			20		40		350	10	250	8				400							2

NEAT CATTLE AND THEIR PRODUCTS.											SHEEP.										SWINE.	POULTRY ON HAND JUNE 1ST, 1880, EXCLUSIVE OF SPRING HATCHING.		EGGS PRODUCED IN 1879.
ON HAND JUNE 1, 1880.			MOVEMENT, 1879.									MOVEMENT, 1879.							CLIP, SPRING 1880, SHORN AND TO BE SHORN.						
				Cattle of all ages								Sheep and lambs												
Working oxen.	Milch cows.	Other.	Calves dropped.	Purchased.	Sold living.	Slaughtered.	Died, strayed, and stolen and not recovered.	Milk sold, or sent to butter and cheese factories in 1879.	Butter made on the farm in 1879.	Cheese made on the farm in 1879.	On hand June 1, 1880.	Lambs dropped.	Purchased.	Sold living.	Slaughtered.	Killed by dogs.	Died of disease.	Died of stress of weather.	Fleeces.	Weight.	On hand June 1, 1880.	Barn-yard.	Other.	
No.	No.	No.	No.	No.	No.	No.	No.	Gallons.	Lbs.	Lbs.	No.	No.	No.	No.	No.	No.	No.	No.	No.	Lbs.	No.	No.	No.	Doz.
24	25	26	27	28	29	30	31	32	33	34	35	36	37	38	39	40	41	42	43	44	45	46	47	48
1	2	3	2						100		4	1							2	4	12	80	15	300
2	2	1	1		11		1		150		5	2							1	3	9	50	6	300
3	3	5	2		5		1		200		6								8	40	30	12		100
4	2	3	2			1			150		23	3							20	150	25	12		100
5	1	1	1				1		75		6			4					8	40	16	25	10	100
6	3	1	1		1				150		2	5	4						4	35	32	24		150
7	2	3	1						60												20	30		100
8	4	1	1						150												30	40		150
9	3	2	2		1		1		150		13	5		1					8	32	28	24		75
10	1	4	1		1		1		50												7	14		24

CEREALS.												PULSE.		FIBER.						SUGAR.						BROOM CORN.	
BARLEY. 1879.		BUCKWHEAT. 1879.		INDIAN CORN. 1879.		OATS. 1879.		RYE. 1879.		WHEAT. 1879.				FLAX—1879.				HEMP.		SORGHUM—1879.			MAPLE—1879.				
Area.	Crop.	Area.	Crop.	Area.	Crop.	Area.	Crop.	Area.	Crop.	Area.	Crop.	Canada Peas, (Dry.) in 1879.	Beans, (Dry.) in 1879.	Area in Crop.	Seed.	Straw.	Fiber.			Area in Crop.	Sugar.	Molasses.	Sugar.	Molasses.		1879.	
Acres.	Bush.	Acres.	Bush.	Acres.	Bush.	Acres.	Bush.	Acres.	Bush.	Acres.	Bush.	Bush.	Bush.	Acres.	Bush.	Tons.	Lbs.	Acs.	Tns.	Acres.	Lbs.	Galls.	Lbs.	Galls.		Acs.	Lbs.
49	50	51	52	53	54	55	56	57	58	59	60	61	62	63	64	65	66	67	68	69	70	71	72	73		74	75
1				25	650					3	30									1/2		22	40				
2				12	300					6	81									1/6		32					
3				25	1200					10	140												100				
4				15	1000	6	100			6	60									1/8		40					
5				80	2000					2	20																
6				20	250	2	22			5	44									1/4		40					
7				10	100					2	16													10			
8				5	500	1	100			2	28									1/4		30					
9				11	300	5	200			8	80									1/2		40					
10				12	400	12	600			2	18									1/4		25					

HOPS. 1879.		POTATOES, (Irish.) 1879.		POTATOES, (Sweet.) 1879.		TOBACCO. 1879.		ORCHARDS—1879.						NURSERIES.		VINEYARDS.			MARKET GARDENS.	BEES—1879.		FOREST PRODUCTS.	
								APPLE.			PEACH.												
Area.	Crop.	Area.	Crop.	Area.	Crop.	Area.	Crop.	Acres.	Bearing trees.	Bushels. 1879.	Acres.	Bearing trees.	Bushels. 1879.	Total value of orchard products of all kinds sold or consumed.	Acres.	Value of produce sold in 1879.	Acres.	Grapes sold in 1879.	Wine made in 1879.	Value of produce sold in 1879.	Honey.	Wax.	Amount of wood cut in 1879.	Value of all forest products sold or consumed in 1879.
Acres.	Lbs.	Acres.	Bush.	Acres.	Bush.	Acres.	Lbs.	No.	No.	No.	No.	No.	No.	Dollars.	No.	Dollars.	No.	Lbs.	Galls.	Dollars.	Lbs.	Lbs.	Cords.	Dollars.
76	77	78	79	80	81	82	83	84	85	86	87	88	89	90	91	92	93	94	95	96	97	98	99	100
1																								
2		1/10	8																					5
3		1/4	15					1	20															5
4		1/4	15																					10
5		1/4	20					2	40												30	10		5
6		1/4	14					1/2	11															10
7		1/10	10					1/2	10															5
8								2	50															12
9		1/10	10					2	60															5
10		1/10	10					1/2	25												20			65

B.

Page No. 6
Supervisor's Dist: No. 7
Enumeration Dist: No. 133

NOTE A.—The light dotted perpendicular lines, which divide the spaces intended for numbers on this Schedule, are intended to separate the units, tens, &c., from each other, and the Enumerator should be careful that the figures are written within the small spaces so formed, thus: | | 7 | 4 |, the units | 4 | 2 | 1 | in the right-hand small spaces. | | 3 | 9 |

NOTE B.—Make an affirmative entry by a slanting line (thus /) in one of the three columns 2, 3, and 4, according as the fact is in the case of each farm—in column 2, if the occupier is the owner of the farm; in column 3, if he is the tenant at a fixed money rental; in column 4, if he conducts it for a share of the product.

NOTE C.—Enumerators will observe that there are 100 questions relating to each farm, which are arranged in four successive divisions of each schedule page.

SCHEDULE 2.—Productions of Agriculture in Sharon River Tp in the County of Ray, State of Mo

enumerated by me on the 7th day of June, 1880. Wm P Searcy, *Enumerator.*

OF THE PERSON WHO CONDUCTS THIS FARM.				ACRES OF LAND.				FARM VALUES.			FENCES.		LABOR.			GRASS LANDS.						
	TENURE.			IMPROVED.		UNIMPROVED.										ACREAGE 1879.		PRODUCTS HARVESTED IN 1879.				
THE NAME.	Owner.	Rents for fixed money rental.	Rents for shares of products.	Tilled, including fallow and grass in rotation, (whether pasture or meadow.)	Permanent meadows, permanent pastures, orchards, vineyards.	Woodland and forest.	Other unimproved, including "old fields" not growing wood.	Of farm, including land, fences, and buildings.	Of farming implements and machinery.	Of Live Stock.	Cost of building and repairing in 1879.	Cost of fertilizers purchased in 1879.	Amount paid for wages for farm labor during 1879, including value of board.	Weeks hired labor in 1879 upon farm (and dairy) excluding house-work.	Estimated value of all farm productions (sold, consumed, or on hand) for 1879.	Mown.	Not Mown.	Hay.	Clover Seed.	Grass Seed.	Horses of all ages on hand June 1, 1880.	Mules and Asses, all ages, on hand June 1, 1880.
				No.	No.	No.	No.	Dollars.	Dollars.	Dollars.	Dollars.	Dollars.	Dollars.	No.	Dollars.	Acres.	Acres.	Tons.	Bushels.	Bushels.	No.	No.
1	2	3	4	5	6	7	8	9	10	11	12	13	14	15	16	17	18	19	20	21	22	23
1 Odell, Caleb	/			56	45			400	100	200	25				750	2		2			3	
2 Cook, Wm S.	/			15	00	125		1200	50	350	20				370						1	1
3 McAfee, Andrew	/			10		40		400	100	340	10				225						2	
4 Clevenger, Geo P	/			40	30	80		1500	40	425	40		15		420						3	1
5 Odell, Jane	/			40	10	30		480	25	300	10				350						2	
6 Overman, Christian	/			35	5	80		600	40	225	30		10		325						3	
7 Kerper, Joseph	/			10	34			150	15	300	15				300						2	
8 Hockensmith, Willis W.	/			70	50	100		1250	50	750	30				760	10		20			6	1
9 Dickey, Rufus	/			22	13	32		750	100	550	25		25		200						3	
10 Christina, Fredrick	/			15		35		250	50	224	10				300						1	1

NEAT CATTLE AND THEIR PRODUCTS.											SHEEP.									SWINE.	POULTRY ON HAND JUNE 1ST, 1880, EXCLUSIVE OF SPRING HATCHING.		EGGS PRODUCED IN 1879.
ON HAND JUNE 1, 1880.			MOVEMENT, 1879.									MOVEMENT, 1879.							CLIP, SPRING 1880, SHORN AND TO BE SHORN.					
				Cattle of all ages				Milk sold, or sent to but-ter and cheese factories in 1879.	Butter made on the farm in 1879.	Cheese made on the farm in 1879.		Lambs dropped.	Sheep and lambs											
Working oxen.	Milch cows.	Other.	Calves dropped.	Purchased.	Sold living.	Slaughtered.	Died, strayed, stolen, and not recovered.				On hand June 1, 1880.		Purchased.	Sold living.	Slaughtered.	Killed by dogs.	Died of disease.	Died of stress of weather.	Fleeces.	Weight.	On hand June 1, 1880.	Barn-yard.	Other.	
No.	No.	No.	No.	No.	No.	No.	No.	Gallons.	Lbs.	Lbs.	No.	No.	No.	No.	No.	No.	No.	No.	No.	Lbs.	No.	No.	No.	Doz.
24	25	26	27	28	29	30	31	32	33	34	35	36	37	38	39	40	41	42	43	44	45	46	47	48
1	2	2	1						100												17	20		40
2	1	2	1		1				40		44	21	1						23	25	15	16		50
3	2	2							50												20	30		100
4	3	3	1						200												23	50	12	200
5	2	2	2						200												5	30		150
6	1	1	1	1					20												12	24		100
7	1	2	1						50												12	16	1	100
8	2	1	1			2			100												40	75		150
9	3	3		1					100												41	24		75
10	2	2	1			2			100		11	6							5	15	7	10		50

CEREALS.												PULSE.		FIBER.						SUGAR.					BROOM CORN. 1879.	
BARLEY. 1879.		BUCKWHEAT. 1879.		INDIAN CORN. 1879.		OATS. 1879.		RYE. 1879.		WHEAT. 1879.		Canada Peas, (Dry.) in 1879.	Beans, (Dry.) in 1879.	FLAX—1879.				HEMP.		SORGHUM—1879.			MAPLE—1879.			
Area.	Crop.	Area.	Crop.	Area.	Crop.	Area.	Crop.	Area.	Crop.	Area.	Crop.			Area in Crop.	Seed.	Straw.	Fiber.			Area in Crop.	Sugar.	Molasses.	Sugar.	Molasses.		
Acres.	Bush.	Acres.	Bush.	Acres.	Bush.	Acres.	Bush.	Acres.	Bush.	Acres.	Bush.	Bush.	Bush.	Acres.	Bush.	Tons.	Lbs.	Acs.	Tns.	Acres.	Lbs.	Galls.	Lbs.	Galls.	Acs.	Lbs.
49	50	51	52	53	54	55	56	57	58	59	60	61	62	63	64	65	66	67	68	69	70	71	72	73	74	75
1				4	80					12	100															
2				10	250					15	120									1		130				
3				12	300	5	50			12	120															
4				20	1500					9	80									1/2		40				
5				12	1300	1	20																			
6				12	450	12	180			12	100															
7				28	550	2	30	2	20	4	40									1/8		26	10			
8				25	1200	8	75			9	65															
9				18	800	7	100																20	5		
10				6	275	5	60																			

HOPS. 1879.		POTATOES, (Irish.) 1879.		POTATOES, (Sweet.) 1879.		TOBACCO. 1879.		ORCHARDS—1879.						NURSERIES.		VINEYARDS.			MARKET GARDENS.	BEES—1879.		FOREST PRODUCTS.	
								APPLE.			PEACH.												
Area.	Crop.	Area.	Crop.	Area.	Crop.	Area.	Crop.	Acres.	Bearing trees.	Bushels. 1879.	Acres.	Bearing trees.	Bushels. 1879.	Total value of orchard products of all kinds sold or consumed.	Acres.	Value of produce sold in 1879.	Acres.	Grapes sold in 1879.	Wine made in 1879.	Value of produce sold in 1879.	Honey.	Wax.	Amount of wood cut in 1879.	Value of all forest products sold or consumed in 1879.
Acres.	Lbs.	Acres.	Bush.	Acres.	Bush.	Acres.	Lbs.	No.	No.	No.	No.	No.	No.	Dollars.	No.	Dollars.	No.	Lbs.	Galls.	Dollars.	Lbs.	Lbs.	Cords.	Dollars.
76	77	78	79	80	81	82	83	84	85	86	87	88	89	90	91	92	93	94	95	96	97	98	99	100
1		1/2	20																					650
2		1/4	10																		25			120
3		1/8	15																					5
4		1/2	30					3	100															5
5		1/4	20	1/4	12			4	200	50				25										50
6		1/8	10					3	100	200				100										5
7		1/8	19																					5
8		1/4	30					3	150	200				100										200
9		1/4	25					1	40	10				5							20			5
10		1/16	10			1/2	150																	200

Received July 30, 1880.

C.

Page No. 7
Supervisor's Dist: No. 7
Enumeration Dist: No. 135

NOTE A.—The light dotted perpendicular lines, which divide the spaces intended for numbers on this Schedule, are intended to separate the units, tens, &c., from each other, and the Enumerator should be careful that the figures are written within the small spaces so formed, thus: 7 4, the units in the right-hand small spaces. 4 2 1 3 9

NOTE B.—Make an affirmative entry by a slanting line (thus /) in one of the three columns 2, 3, and 4, according as the fact is in the case of each farm—in column 2, if the occupier is the owner of the farm; in column 3, if he is the tenant at a fixed money rental; in column 4, if he conducts it for a share of the product.

NOTE C.—Enumerators will observe that there are 100 questions relating to each farm, which are arranged in four successive divisions of each schedule page.

SCHEDULE 2.—Productions of Agriculture in Fishing River Township in the County of Clay, State of Mo

enumerated by me on the 24 29th day of June, 1880. Wm P. Searcy, *Enumerator.*

OF THE PERSON WHO CONDUCTS THIS FARM.				ACRES OF LAND.				FARM VALUES.			FENCES.		LABOR.			GRASS LANDS.						
	TENURE.			IMPROVED.		UNIMPROVED.										ACREAGE 1879.		PRODUCTS HARVESTED IN 1879.				
THE NAME.	Owner.	Rents for fixed money rental.	Rents for shares of products.	Tilled, including fallow and grass in rotation, (whether pasture or meadow.)	Permanent meadows, permanent pastures, orchards, vineyards.	Woodland and forest.	Other unimproved, including "old fields" not growing wood.	Of farm, including land, fences, and buildings.	Of farming implements and machinery.	Of Live Stock.	Cost of building and repairing in 1879.	Cost of fertilizers purchased in 1879.	Amount paid for wages for farm labor during 1879, including value of board.	Weeks hired labor in 1879 upon farm (and dairy) excluding house-work.	Estimated value of all farm productions (sold, consumed, or on hand) for 1879.	Mown.	Not Mown.	Hay.	Clover Seed.	Grass Seed.	Horses of all ages on hand June 1, 1880.	Mules and Asses, all ages, on hand June 1, 1880.
	No.	No.	No.	No.	No.	No.	No.	Dollars.	Dollars.	Dollars.	Dollars.	Dollars.	Dollars.	No.	Dollars.	Acres.	Acres.	Tons.	Bushels.	Bushels.	No.	No.
1	2	3	4	5	6	7	8	9	10	11	12	13	14	15	16	17	18	19	20	21	22	23
1 Overmyer, Philman	/			35	9	16		360	60	160	10				300						2	1
2 Swift, Jacob	/			30	5	85		600	140	150	100				300						2	2
3 Odell, John	/			50	20	63		2000	60	600	160				350	4		2			4	
4 Overmyer, Gordon	/			75	25	10		1150	25	300	10				325							2
5 Duncan, Robert	/			25		15		330	10	230	15				220						4	1
6 Cook, Tirza	/			25		25		300	10	150	20				200						2	
7 Clark, James B.	/			8		32		200	10	70	30				225						1	1
8 Forrester, Robert	/			25		30		300	20	60	10				450						1	1
9 Clark, W. Anderson	/			40	20	20		1000	20	340	20		30	8	350						3	
10 Meyer, G. Henry	/			80	40			1000	150	450	50		25	7	650	20		30			4	

NEAT CATTLE AND THEIR PRODUCTS.

ON HAND JUNE 1, 1880.			MOVEMENT, 1879.																			
				Cattle of all ages																		
Working oxen.	Milch cows.	Other.	Calves dropped.	Purchased.	Sold living.	Slaughtered.	Died, strayed, and stolen, and not recovered.	Milk sold, or sent to butter and cheese factories in 1879.	Butter made on the farm in 1879.	Cheese made on the farm in 1879.	On hand June 1, 1880.	Lambs dropped.	Sheep and lambs Purchased.	Sheep and lambs Sold living.	Sheep and lambs Slaughtered.	Sheep and lambs Killed by dogs.	Sheep and lambs Died of disease.	Sheep and lambs Died of stress of weather.	Fleeces.	Weight.	On hand June 1, 1880.	Barn-yard.	Other.	Eggs produced in 1879.
No.	No.	No.	No.	No.	No.	No.	No.	Gallons.	Lbs.	Lbs.	No.	No.	No.	No.	No.	No.	No.	No.	No.	Lbs.	No.	No.	No.	Doz.
24	25	26	27	28	29	30	31	32	33	34	35	36	37	38	39	40	41	42	43	44	45	46	47	48
1 1	1								75												12	40		70
2	4	4				1			50												28	24		56
3	10	2	2		2				450		8	4							4	12	19	14	4	50
4	1	1							50												11	23		60
5	1	1	1						100		15								15	20	6	40		75
6	1	1							50												13	26		60
7	1								50												7	36		100
8	1	1	1						20		40	2	10			5			28	150	3	24		100
9	3	3	1						50												40	50		200
10	2	6	2						100												15	30		150

CEREALS.

BARLEY, 1879.		BUCKWHEAT, 1879.		INDIAN CORN, 1879.		OATS, 1879.		RYE, 1879.		WHEAT, 1879.		PULSE.		FIBER.						SUGAR.					BROOM CORN, 1879.	
														Flax—1879.				Hemp.		Sorghum—1879.			Maple—1879.			
Area.	Crop.	Area.	Crop.	Area.	Crop.	Area.	Crop.	Area.	Crop.	Area.	Crop.	Canada Peas, (Dry.) in 1879.	Beans, (Dry.) in 1879.	Area in Crop.	Seed.	Straw.	Fiber.			Area in Crop.	Sugar.	Molasses.	Sugar.	Molasses.		
Acres.	Bush.	Acres.	Bush.	Acres.	Bush.	Acres.	Bush.	Acres.	Bush.	Acres.	Bush.	Bush.	Bush.	Acres.	Bush.	Tons.	Lbs.	Acs.	Tns.	Acres.	Lbs.	Galls.	Lbs.	Galls.	Acs.	Lbs.
49	50	51	52	53	54	55	56	57	58	59	60	61	62	63	64	65	66	67	68	69	70	71	72	73	74	75
1				26	800	2	50													1		80				
2				16	500	2	60			10	85									1/2		65				
3				20	625	8	170			15	112									1/2		50				
4				23	840	8	80			8	80									1		50				
5				6	375					15	140															
6				7	350					25	75									1/2		30				
7				7	350															1/2		20	100			
8				20	1375					4	50									1/2		20	100	10		
9				20	200					15	150									1/2		20	150			
10				15	800					20	250									1/2		40	200			

HOPS. 1879.		POTATOES, (Irish.) 1879.		POTATOES, (Sweet.) 1879.		TOBACCO. 1879.		ORCHARDS—1879.						NURSERIES.		VINEYARDS.			MARKET GARDENS.	BEES—1879.		FOREST PRODUCTS.	
								Apple.			Peach.												
Area.	Crop.	Area.	Crop.	Area.	Crop.	Area.	Crop.	Acres.	Bearing trees.	Bushels. 1879.	Acres.	Bearing trees.	Bushels. 1879.	Total value of orchard products of all kinds sold or consumed.	Acres.	Value of produce sold in 1879.	Acres.	Grapes sold in 1879.	Wine made in 1879.	Value of produce sold in 1879.	Honey.	Wax.	Amount of wood cut in 1879.	Value of all forest products sold or consumed in 1879.
Acres.	Lbs.	Acres.	Bush.	Acres.	Bush.	Acres.	Lbs.	No.	No.	No.	No.	No.	No.	Dollars.	No.	Dollars.	No.	Lbs.	Galls.	Dollars.	Lbs.	Lbs.	Cords.	Dollars.
76	77	78	79	80	81	82	83	84	85	86	87	88	89	90	91	92	93	94	95	96	97	98	99	100
1		1/4	15	1/10	10																			25
2		1/10	12																		20			50
3								1	50															10
4								3	100															10
5																								10
6		1	30					5	200	40				20										15
7		1	24																					112
8		1/4	14					1	25	10				5										50
9		1/4	75	1/10	20			4	75	200	1/2	10		100									10	10
10		1/2	20	1/10	15			4	100	50	1/2	15		25										10

D.

[7–306.]

Page No. 8
Supervisor's Dist: No. 7
Enumeration Dist: No. 133

NOTE A.—The light dotted perpendicular lines, which divide the spaces intended for numbers on this Schedule, are intended to separate the units, tens, &c., from each other, and the Enumerator should be careful that the figures are written within the small spaces so formed, thus: 7 4, the units in the right-hand small spaces. 4 2 1 3 9

NOTE B.—Make an affirmative entry by a slanting line (thus /) in one of the three columns 2, 3, and 4, according as the fact is in the case of each farm—in column 2, if the occupier is the owner of the farm; in column 3, if he is the tenant at a fixed money rental; in column 4, if he conducts it for a share of the product.

NOTE C.—Enumerators will observe that there are 100 questions relating to each farm, which are arranged in four successive divisions of each schedule page.

SCHEDULE 2.—Productions of Agriculture in Fishing River Branch in the County of Ray, State of Mo

enumerated by me on the 1st to 10th day of June, 1880. Wm P. Searcy, *Enumerator.*

OF THE PERSON WHO CONDUCTS THIS FARM.				ACRES OF LAND.				FARM VALUES.			FENCES.		LABOR.			GRASS LANDS.					Horses of all ages on hand June 1, 1880.	Mules and Asses, all ages, on hand June 1, 1880.
	TENURE.			IMPROVED.		UNIMPROVED.										ACREAGE 1879.		PRODUCTS HARVESTED IN 1879.				
THE NAME.	Owners.	Rents for fixed money rental.	Rents for shares of products.	Tilled, including fallow and grass in rotation, (whether pasture or meadow.)	Permanent meadows, permanent pastures, orchards, vineyards.	Woodland and forest.	Other unimproved, including "old fields" not growing wood.	Of farm, including land, fences, and buildings.	Of farming implements and machinery.	Of Live Stock.	Cost of building and repairing in 1879.	Cost of fertilizers purchased in 1879.	Amount paid for wages for farm labor during 1879, including value of board.	Weeks hired labor in 1879 upon farm (and dairy, excluding house-work.	Estimated value of all farm productions (sold, consumed, or on hand) for 1879.	Mown.	Not Mown.	Hay.	Clover Seed.	Grass Seed.		
				No.	No.	No.	No.	Dollars.	Dollars.	Dollars.	Dollars.	Dollars.	Dollars.	No.	Dollars.	Acres.	Acres.	Tons.	Bushels.	Bushels.	No.	No.
1	2	3	4	5	6	7	8	9	10	11	12	13	14	15	16	17	18	19	20	21	22	23
1 Ellis, Richard			/	16		40		400	25	185	10				640						1	
2 Clark, Nathan			/	35	5			200	20	315	10				250						4	
3 Clevenger, N R			/	40	30	30		600	25	360	5				225						3	
4 Linville, W S & R			/	15		22		300	25	370	10				200							3
5 Duncan, J J	/			20	5	35		400	20	225	75				284						4	1
6 Vannice, Henry	/			50	10	45		1200	10	200	10				280	12		16			1	
7 Vanzee, Benjamin	/			40				300	5	225	6				355						1	
8 Boland, Samuel	/			20		20		600	10	275	25				320						3	
9 Boland, Marion	/			45	27	10		1200	40	280	25				445	2		4			2	
10 Overman, Charles	/			35	10	15		1050	50	225	20				375	10		15			3	

NEAT CATTLE AND THEIR PRODUCTS.											SHEEP.										SWINE.	POULTRY ON HAND JUNE 1ST, 1880, EXCLUSIVE OF SPRING HATCHING.		EGGS PRODUCED IN 1879.
ON HAND JUNE 1, 1880.			MOVEMENT, 1879.								ON HAND JUNE 1, 1880.	MOVEMENT, 1879.							CLIP, SPRING 1880, SHORN AND TO BE SHORN.		ON HAND JUNE 1, 1880.			
			Cattle of all ages									Lambs dropped.	Sheep and lambs						Fleeces.	Weight.		Barn-yard.	Other.	
Working oxen.	Milch cows.	Other.	Calves dropped.	Purchased.	Sold living.	Slaughtered.	Died, strayed, and stolen and not recovered.	Milk sold, or sent to butter and cheese factories in 1879.	Butter made on the farm in 1879.	Cheese made on the farm in 1879.			Purchased.	Sold living.	Slaughtered.	Killed by dogs.	Died of disease.	Died of stress of weather.						
No.	No.	No.	No.	No.	No.	No.	No.	Gallons.	Lbs.	Lbs.	No.	No.	No.	No.	No.	No.	No.	No.	No.	Lbs.	No.	No.	No.	Doz.
24	25	26	27	28	29	30	31	32	33	34	35	36	37	38	39	40	41	42	43	44	45	46	47	48
1	/	1	1						50												15	12		50
2	/								70		10						1		10	112	13	25		75
3	/	1	1						60		10	3							3	100	11	40		100
4	2	1	1						100		4								4	15	10	20		75
5	1	2	2						52		4								4	10	10	14	15	40
6	1	3							40												6	60	10	150
7	2	1	1						100												16	20		75
8	3	1	1						100												15	100	10	300
9	1	1	1						50												22	20	4	75
10	2	1	1				1		50												12	30	8	100

CEREALS.												PULSE.		FIBER						SUGAR.						BROOM CORN.	
BARLEY. 1879.		BUCKWHEAT. 1879.		INDIAN CORN. 1879.		OATS. 1879.		RYE. 1879.		WHEAT. 1879.		Canada Peas, (Dry.) in 1879.	Beans, (Dry.) in 1879.	FLAX—1879.				HEMP.		SORGHUM—1879.			MAPLE—1879.			1879.	
Area.	Crop.	Area.	Crop.	Area.	Crop.	Area.	Crop.	Area.	Crop.	Area.	Crop.			Area in Crop.	Seed.	Straw.	Fiber.			Area in Crop.	Sugar.	Molasses.	Sugar.	Molasses.			
Acres.	Bush.	Acres.	Bush.	Acres.	Bush.	Acres.	Bush.	Acres.	Bush.	Acres.	Bush.	Bush.	Bush.	Acres.	Bush.	Tons.	Lbs.	Acs.	Tns.	Acres.	Lbs.	Galls.	Lbs.	Galls.	Acs.	Lbs.
49	50	51	52	53	54	55	56	57	58	59	60	61	62	63	64	65	66	67	68	69	70	71	72	73	74	75
1				40	2000					16	100									1/2		40	100			
2				29	1000					6	30															
3				16	325					12	125															
4				12	500					4	13									1/2		30	15			
5				12	550					6	44									1/2		30				
6				10	300	8	160			3	18									1		105				
7				20	820	8	175			14	140															
8				25	1500															1/4		40				
9				25	1500															1/4		30				
10				10	600					15	100									1/8		25				

HOPS. 1879.		POTATOES, (Irish.) 1879.		POTATOES, (Sweet.) 1879.		TOBACCO. 1879.		ORCHARDS—1879.							NURSERIES.		VINEYARDS.			MARKET GARDENS.	BEES—1879.		FOREST PRODUCTS.	
								APPLE.			PEACH.			Total value of orchard products of all kinds sold or consumed.										
Area.	Crop.	Area.	Crop.	Area.	Crop.	Area.	Crop.	Acres.	Bearing trees.	Bushels. 1879.	Acres.	Bearing trees.	Bushels. 1879.		Acres.	Value of produce sold in 1879.	Acres.	Grapes sold in 1879.	Wine made in 1879.	Value of produce sold in 1879.	Honey.	Wax.	Amount of wood cut in 1879.	Value of all forest products sold or consumed in 1879.
Acres.	Lbs.	Acres.	Bush.	Acres.	Bush.	Acres.	Lbs.	No.	No.	No.	No.	No.	No.	Dollars.	No.	Dollars.	No.	Lbs.	Galls.	Dollars.	Lbs.	Lbs.	Cords.	Dollars.
76	77	78	79	80	81	82	83	84	85	86	87	88	89	90	91	92	93	94	95	96	97	98	99	100
		1/8	20																					5
		1/2	25																					5
		1/2	30					1	35		1	50												35
		1/8	18																					30
		1/8	15					1	30															15
		1/8	12																					100
		1/8	10																					15
		1/4	20																					10
		1/4	30																					120
		1/8	50			1/4	100	2	50															115

[7—306.]

Received July 30, 1880.

A.

Page No. 9
Supervisor's Dist: No. 7
Enumeration Dist: No. 133

NOTE A.—The light dotted perpendicular lines, which divide the spaces intended for numbers on this Schedule, are intended to separate the units, tens, &c., from each other, and the Enumerator should be careful that the figures are written within the small spaces so formed, thus: | | 7 | 4 |, the units | 4 | 2 | 1 | in the right-hand small spaces. | | 3 | 9 |

NOTE B.—Make an affirmative entry by a slanting line (thus /) in one of the three columns 2, 3, and 4, according as the fact is in the case of each farm—in column 2, if the occupier is the owner of the farm; in column 3, if he is the tenant at a fixed money rental; in column 4, if he conducts it for a share of the product.

NOTE C.—Enumerators will observe that there are 100 questions relating to each farm, which are arranged in four successive divisions of each schedule page.

SCHEDULE 2.—Productions of Agriculture in Fishing River Tp in the County of Ray, State of Mo

enumerated by me on the 10th day of June, 1880. Wm P. Searcy, *Enumerator.*

OF THE PERSON WHO CONDUCTS THIS FARM.				ACRES OF LAND.				FARM VALUES.			FENCES.		LABOR.			GRASS LANDS.						
	TENURE.			IMPROVED.		UNIMPROVED.										ACREAGE 1879.		PRODUCTS HARVESTED IN 1879.				
THE NAME.	(Owner.	Rents for fixed money rental.	Rents for shares of products.	Tilled, including fallow and grass in rotation, (whether pasture or meadow.)	Permanent meadows, permanent pastures, orchards, vineyards.	Woodland and forest.	Other unimproved, including "old fields" not growing wood.	Of farm, including land, fences, and buildings.	Of farming implements and machinery.	Of Live Stock.	Cost of building and repairing in 1879.	Cost of fertilizers purchased in 1879.	Amount paid for wages for farm labor during 1879, including value of board.	Weeks hired labor in 1879 upon farm (and dairy) excluding house-work	Estimated value of all farm productions (sold, consumed, or on hand) for 1879.	Mown.	Not Mown.	Hay.	Clover Seed.	Grass Seed.	Horses of all ages on hand June 1, 1880.	Mules and Asses, all ages, on hand June 1, 1880.
				No.	No.	No.	No.	Dollars.	Dollars.	Dollars.	Dollars.	Dollars.	Dollars.	No.	Dollars.	Acres.	Acres.	Tons.	Bushels.	Bushels.	No.	No.
1	2	3	4	5	6	7	8	9	10	11	12	13	14	15	16	17	18	19	20	21	22	23
1 Agea, Michael	/			20	20			240	100	235	10				300						3	
2 Barnes, Zacharia	/			28		22		400	20	200	35				310						3	
3 Waters, Richard		/		20		60		480	20	235	50				350						2	
4 Tucker, James L	/			10		64		1000	50	575	15				340	8		8			1	2
5 Scott, Mary A.	/			54		56		1000	25	360	20				475						2	
6 Titus, Ebenezer	/			30	4	26		600	40	480	15				380						2	2
7 Titus, Silas		/		12		18		200	50	250	20				275						1	
8 Odell, Mary	/			40		10	30	250	50	325	15				315						2	
9 Odell, Joseph	/			26		22		300	10	150	20				400							2
10 Turner, Thomas	/			90	8	110		2400	150	675	25				880	8		8			3	2

NEAT CATTLE AND THEIR PRODUCTS.											SHEEP.										SWINE.	POULTRY ON HAND JUNE 1ST, 1880, EXCLUSIVE OF SPRING HATCHING.		
ON HAND JUNE 1, 1880.			MOVEMENT, 1879.									MOVEMENT, 1879.							CLIP, SPRING 1880, SHORN AND TO BE SHORN.						
			Cattle of all ages									Sheep and lambs												
Working oxen.	Milch cows.	Other.	Calves dropped.	Purchased.	Sold living.	Slaughtered.	Died, strayed and stolen, and not recovered.	Milk sold, or sent to butter and cheese factories in 1879.	Butter made on the farm in 1879.	Cheese made on the farm in 1879.	On hand June 1, 1880.	Lambs dropped.	Purchased.	Sold living.	Slaughtered.	Killed by dogs.	Died of disease.	Died of stress of weather.	Fleeces.	Weight.	On hand June 1, 1880.	Barn-yard.	Other.	Eggs produced in 1879.
No.	No.	No.	No.	No.	No.	No.	No.	Gallons.	Lbs.	Lbs.	No.	No.	No.	No.	No.	No.	No.	No.	No.	Lbs.	No.	No.	No.	Doz.
24	25	26	27	28	29	30	31	32	33	34	35	36	37	38	39	40	41	42	43	44	45	46	47	48
1	1								50												5	40	5	100
2	1	2	1						50												15	24		50
3	1										11	1												
4	2	3	2						100		10								10	40	10	11		20
5	2	3	2						200		2								10	30	24	14	20	20
6	2	2	2						200										2	8	20	24		100
7	2	2	1						200		4										21	24	40	100
8	2	2	1						100										4	16	7	24		200
9	1	1							50												16	24		150
10	3	2	1				1		150		28	10							18	72	86	36	20	300

CEREALS.										PULSE.		FIBER.						SUGAR.						
BARLEY. 1879.		BUCKWHEAT. 1879.		INDIAN CORN. 1879.		OATS. 1879.		RYE. 1879.		WHEAT. 1879.			FLAX—1879.			HEMP.		SORGHUM—1879.			MAPLE—1879.		BROOM CORN. 1879.	
Area.	Crop.	Area.	Crop.	Area.	Crop.	Area.	Crop.	Area.	Crop.	Area.	Crop.	Canada Peas, (Dry.) in 1879.	Beans, (Dry.) in 1879.	Area in Crop.	Seed.	Straw.	Fiber.			Area in Crop.	Sugar.	Molasses.	Sugar.	Molasses.		
Acres.	Bush.	Acres.	Bush.	Acres.	Bush.	Acres.	Bush.	Acres.	Bush.	Acres.	Bush.	Bush.	Bush.	Acres.	Bush.	Tons.	Lbs.	Acs.	Tns.	Acres.	Lbs.	Galls.	Lbs.	Galls.	Acs.	Lbs.
49	50	51	52	53	54	55	56	57	58	59	60	61	62	63	64	65	66	67	68	69	70	71	72	73	74	75
1				12	600					10	50									1/2		20				
2				22	1000					4	40															
3				20	1150															1/8		30				
4				8	500					8	100									1/4		40				
5				40	2000					5	50									1/16		25				
6				6	250					20	250															
7				7	370	5	50													1		50				
8				35	1500	4	40																			
9				18	250					11	80									1/2		40				
10				60	2300	5	170			20	200									2		120				

HOPS. 1879.		POTATOES. (Irish.) 1879.		POTATOES. (Sweet.) 1879.		TOBACCO. 1879.		ORCHARDS—1879.						NURSERIES.		VINEYARDS.			MARKET GARDENS.	BEES—1879.		FOREST PRODUCTS.	
								APPLE.			PEACH.												
Area.	Crop.	Area.	Crop.	Area.	Crop.	Area.	Crop.	Acres.	Bearing trees.	Bushels. 1879.	Acres.	Bearing trees.	Bushels. 1879.	Total value of orchard products of all kinds sold or consumed.	Acres.	Value of produce sold in 1879.	Acres.	Grapes sold in 1879.	Wine made in 1879.	Value of produce sold in 1879.	Honey.	Wax.	Amount of wood cut in 1879.	Value of all forest products sold or consumed in 1879.
Acres.	Lbs.	Acres.	Bush.	Acres.	Bush.	Acres.	Lbs.	No.	No.	No.	No.	No.	No.	Dollars.	No.	Dollars.	No.	Lbs.	Galls.	Dollars.	Lbs.	Lbs.	Cords.	Dollars.
76	77	78	79	80	81	82	83	84	85	86	87	88	89	90	91	92	93	94	95	96	97	98	99	100
		1/4	15			1/2	100	1	40															100
		1/16	10																					60
		1/8	20																					100
		1/16	8																					80
		1/8	15						12															10
		1/8	19					2	70	100				30										27
		1/8	18					1	20	100				30										100
		1/8	10					1/2	10															10
		1/16	10																					142
		1/4	40		20			1	25															50

8

B.

Page No. 10
Supervisor's Dist: No. 7
Enumeration Dist: No. 133

NOTE A.—The light dotted perpendicular lines, which divide the spaces intended for numbers on this Schedule, are intended to separate the units, tens, &c., from each other, and the Enumerator should be careful that the figures are written within the small spaces so formed, thus: | 7 | 4 |, the units | 4 | 2 | 1 | in the right-hand small spaces. | 3 | 9 |

NOTE B.—Make an affirmative entry by a slanting line (thus /) in one of the three columns 2, 3, and 4, according as the fact is in the case of each farm—in column 2, if the occupier is the owner of the farm; in column 3, if he is the tenant at a fixed money rental; in column 4, if he conducts it for a share of the product.

NOTE C.—Enumerators will observe that there are 100 questions relating to each farm, which are arranged in four successive divisions of each schedule page.

SCHEDULE 2.—Productions of Agriculture in Fishing River Township in the County of Ray, State of Missouri

enumerated by me on the 11th day of June, 1880. Wm P. Searcy, *Enumerator.*

OF THE PERSON WHO CONDUCTS THIS FARM.				ACRES OF LAND.				FARM VALUES.			FENCES.		LABOR.			GRASS LANDS.						
	TENURE.			IMPROVED.		UNIMPROVED.										ACREAGE 1879.		PRODUCTS HARVESTED IN 1879.				
THE NAME.	Owner.	Rents for fixed money rental.	Rents for shares of products.	Tilled, including fallow and grass in rotation, (whether pasture or meadow.)	Permanent meadows, permanent pastures, orchards, vineyards.	Woodland and forest.	Other unimproved, including "old fields" not growing wood.	Of farm, including land, fences, and buildings.	Of farming implements and machinery.	Of Live Stock.	Cost of building and repairing in 1879.	Cost of fertilizers purchased in 1879.	Amount paid for wages for farm labor during 1879, including value of board.	Weeks hired labor in 1879 upon farm (and dairy) excluding house-work.	Estimated value of all farm productions [sold, consumed, or on hand] for 1879.	Mown.	Not Mown.	Hay.	Clover Seed.	Grass Seed.	Horses of all ages on hand June 1, 1880.	Mules and Asses, all ages, on hand June 1, 1880.
				No.	No.	No.	No.	Dollars.	Dollars.	Dollars.	Dollars.	Dollars.	Dollars.	No.	Dollars.	Acres.	Acres.	Tons.	Bushels.	Bushels.	No.	No.
1	2	3	4	5	6	7	8	9	10	11	12	13	14	15	16	17	18	19	20	21	22	23
1 Brizendine, Robert			1	10		30		500	20	200	15		50	12	200						3	
2 Hamilton, Thomas	1			60	20			1500	100	675	15		35	6	480						6	
3 Pettus, James T.	1			30	16	34		800	50	500	14		40	13	300	4		4			3	
4 Pettus, Cyrus			1	40	40			1200	75	700	10		20	6	350	10		15			5	
5 Searcy, W.P.	1			10	37	10		750	100	275	25		10	3	120	7		12			4	
6																						
7																						
8																						
9																						
10																						

NEAT CATTLE AND THEIR PRODUCTS.											SHEEP.										SWINE.	POULTRY ON HAND JUNE 1ST, 1880, EXCLUSIVE OF SPRING HATCHING.		EGGS PRODUCED IN 1879.
ON HAND JUNE 1, 1880.			MOVEMENT, 1879.																CLIP, SPRING 1880, SHORN AND TO BE SHORN.					
			Cattle of all ages									MOVEMENT, 1879.												
								Milk sold, or sent to butter and cheese factories in 1879.	Butter made on the farm in 1879.	Cheese made on the farm in 1879.		Sheep and lambs									On hand June 1, 1880.	Barn-yard.	Other.	
Working oxen.	Milch cows.	Other.	Calves dropped.	Purchased.	Sold living.	Slaughtered.	Died, strayed, and stolen and not recovered.					Lambs dropped.	Purchased.	Sold living.	Slaughtered.	Killed by dogs.	Died of disease.	Died of stress of weather.	Fleeces.	Weight.				
No.	No.	No.	No.	No.	No.	No.	No.	Gallons.	Lbs.	Lbs.	No.	No.	No.	No.	No.	No.	No.	No.	No.	Lbs.	No.	No.	No.	Doz.
24	25	26	27	28	29	30	31	32	33	34	35	36	37	38	39	40	41	42	43	44	45	46	47	48
1	1	1	1		3				240												23	30		150
2	3				2				300												30	60		200
3	6	5	3		1				250												50	42		300
4	3	1			2				100												60	24		100
5	1	3	1																		1			
6																								
7																								
8																								
9																								
10																								

CEREALS.												PULSE.		FIBER.						SUGAR.						BROOM CORN. 1879.	
BARLEY. 1879.		BUCKWHEAT. 1879.		INDIAN CORN. 1879.		OATS. 1879.		RYE. 1879.		WHEAT. 1879.				FLAX—1879.				HEMP.		SORGHUM—1879.			MAPLE—1879.				
Area.	Crop.	Area.	Crop.	Area.	Crop.	Area.	Crop.	Area.	Crop.	Area.	Crop.	Canada Peas, (Dry,) in 1879.	Beans, (Dry,) in 1879.	Area in Crop.	Seed.	Straw.	Fiber.			Area in Crop.	Sugar.	Molasses.	Sugar.	Molasses.			
Acres.	Bush.	Acres.	Bush.	Acres.	Bush.	Acres.	Bush.	Acres.	Bush.	Acres.	Bush.	Bush.	Bush.	Acres.	Bush.	Tons.	Lbs.	Acs.	Tns.	Acres.	Lbs.	Galls.	Lbs.	Galls.	Acs.	Lbs.
49	50	51	52	53	54	55	56	57	58	59	60	61	62	63	64	65	66	67	68	69	70	71	72	73	74	75
1				10	250																					
2				35	1500	10	500																			
3				23	1450					6	45															
4				20	1200	15	300																			
5				5	250	5	75																			
6																										
7																										
8																										
9																										
10																										

HOPS. 1879.		POTATOES, (Irish.) 1879.		POTATOES, (Sweet.) 1879.		TOBACCO. 1879.		ORCHARDS—1879.						NURSERIES.		VINEYARDS.			MARKET GARDENS.	BEES—1879.		FOREST PRODUCTS.	
								APPLE.			PEACH.												
Area.	Crop.	Area.	Crop.	Area.	Crop.	Area.	Crop.	Acres.	Bearing trees.	Bushels. 1879.	Acres.	Bearing trees.	Bushels. 1879.	Total value of orchard products of all kinds sold or consumed.	Acres.	Value of produce sold in 1879.	Acres.	Grapes sold in 1879.	Wine made in 1879.	Value of produce sold in 1879.	Honey.	Wax.	Amount of wood cut in 1879.	Value of all forest products sold or consumed in 1879.
Acres.	Lbs.	Acres.	Bush.	Acres.	Bush.	Acres.	Lbs.	No.	No.	No.	No.	No.	No.	Dollars.	No.	Dollars.	No.	Lbs.	Galls.	Dollars.	Lbs.	Lbs.	Cords.	Dollars.
76	77	78	79	80	81	82	83	84	85	86	87	88	89	90	91	92	93	94	95	96	97	98	99	100
1						1/4	100																200	140
2		1/4	25	1/10	12			1/2	20	25				12										20
3		1/8	20			1/4	100	4	15		1	60									16			40
4		1/8	15																					10
5																								10
6																								
7																								
8																								
9																								
10																								

Received July 30, 1880 **A.**

Page No. 1
Supervisor's Dist: No. 7
Enumeration Dist: No. 134

NOTE A.—The light dotted perpendicular lines, which divide the spaces intended for numbers on this Schedule, are intended to separate the units, tens, &c., from each other, and the Enumerator should be careful that the figures are written within the small spaces so formed, thus: 7|4, the units in the right-hand small spaces. 4|2|1 3|9

NOTE B.—Make an affirmative entry by a slanting line (thus /) in one of the three columns 2, 3, and 4, according as the fact is in the case of each farm—in column 2, if the occupier is the owner of the farm; in column 3, if he is the tenant at a fixed money rental; in column 4, if he conducts it for a share of the product.

NOTE C.—Enumerators will observe that there are 100 questions relating to each farm, which are arranged in four successive divisions of each schedule page.

SCHEDULE 2.—Productions of Agriculture in Richmond in the County of Ray, State of Missouri

enumerated by me on the 1st day of June, 1880. Lizzie Barr,

Enumerator.

OF THE PERSON WHO CONDUCTS THIS FARM.				ACRES OF LAND.				FARM VALUES.			FENCES.		LABOR.			GRASS LANDS.						
	TENURE.			IMPROVED.		UNIMPROVED.										ACREAGE 1879.		PRODUCTS HARVESTED IN 1879.				
THE NAME.	Owner.	Rents for fixed money rental.	Rents for shares of products.	Tilled, including fallow and grass in rotation, (whether pasture or meadow.)	Permanent meadows, permanent pastures, orchards, vineyards.	Woodland and forest.	Other unimproved, including "old fields" not growing wood.	Of farm, including land, fences, and buildings.	Of farming implements and machinery.	Of Live Stock.	Cost of building and repairing in 1879.	Cost of fertilizers purchased in 1879.	Amount paid for wages for farm labor during 1879, including value of board.	Weeks hired labor in 1879 upon farm (and dairy) excluding housework.	Estimated value of all farm productions (sold, consumed, or on hand) for 1879.	Mown.	Not Mown.	Hay.	Clover Seed.	Grass Seed.	Horses of all ages on hand June 1, 1880.	Mules and Asses, all ages, on hand June 1, 1880.
				No.	No.	No.	No.	Dollars.	Dollars.	Dollars.	Dollars.	Dollars.	Dollars.	No.	Dollars.	Acres.	Acres.	Tons.	Bushels.	Bushels.	No.	No.
1	2	3	4	5	6	7	8	9	10	11	12	13	14	15	16	17	18	19	20	21	22	23
1 Barr Nannie	/			80	30	20		5000	75	300	100				250	25		25			3	
2 Tyrrentury David	/			5				1000	100	100					50						2	
3 Shotwell J. W.	/			16	3½			10.000	50	150			25	2	25						3	
4 ——— J. W.	/			100	6	34		2800			25		100	10	170							
5 ——— J. W.	/			200		130		2000			20		100		250		7					
6																						
7																						
8																						
9																						
10																						

NEAT CATTLE AND THEIR PRODUCTS.											SHEEP.										SWINE.	POULTRY ON HAND JUNE 1ST, 1880, EXCLUSIVE OF SPRING HATCHING.		EGGS PRODUCED IN 1879.
ON HAND JUNE 1, 1880.			MOVEMENT, 1879.									MOVEMENT, 1879.							CLIP, SPRING 1880, SHORN AND TO BE SHORN.					
			Cattle of all ages									Sheep and lambs												
Working oxen.	Milch cows.	Other.	Calves dropped.	Purchased.	Sold living.	Slaughtered.	Died, strayed, and stolen, and not recovered.	Milk sold or sent to butter and cheese factories in 1879.	Butter made on the farm in 1879.	Cheese made on the farm in 1879.	On hand June 1, 1880.	Lambs dropped.	Purchased.	Sold living.	Slaughtered.	Killed by dogs.	Died of disease.	Died of stress of weather.	Fleeces.	Weight.	On hand June 1, 1880.	Barn-yard.	Other.	
No.	No.	No.	No.	No.	No.	No.	No.	Gallons.	Lbs.	Lbs.	No.	No.	No.	No.	No.	No.	No.	No.	No.	Lbs.	No.	No.	No.	Doz.
24	25	26	27	28	29	30	31	32	33	34	35	36	37	38	39	40	41	42	43	44	45	46	47	48
1	2		1																		18			
2	2							25	300												8	30		100
3	2		2	2	2				100												6	14		50
4																								
5																								
6																								
7																								
8																								
9																								
10																								

CEREALS.												PULSE.		FIBER.						SUGAR.						BROOM CORN.	
BARLEY. 1879.		BUCKWHEAT. 1879.		INDIAN CORN. 1879.		OATS. 1879.		RYE. 1879.		WHEAT 1879.				FLAX—1879.				HEMP.		SORGHUM—1879.			MAPLE—1879.			1879.	
Area.	Crop.	Area.	Crop.	Area.	Crop.	Area.	Crop.	Area.	Crop.	Area.	Crop.	Canada Peas, (Dry.) in 1879.	Beans, (Dry.) in 1879.	Area in Crop.	Seed.	Straw.	Fiber.			Area in Crop.	Sugar.	Molasses.	Sugar.	Molasses.		Acs.	Lbs.
Acres.	Bush.	Acres.	Bush.	Acres.	Bush.	Acres.	Bush.	Acres.	Bush.	Acres.	Bush.	Bush.	Bush.	Acres.	Bush.	Tons.	Lbs.	Acs.	Tns.	Acres.	Lbs.	Galls.	Lbs.	Galls.			
49	50	51	52	53	54	55	56	57	58	59	60	61	62	63	64	65	66	67	68	69	70	71	72	73		74	75
1				25	1000																						
2				2	50																						
3																											
4				90	270																						
5				37	1687																						
6																											
7																											
8																											
9																											
10																											

HOPS. 1879.		POTATOES, (Irish.) 1879.		POTATOES, (Sweet.) 1879.		TOBACCO. 1879.		ORCHARDS—1879.						NURSERIES.		VINEYARDS.			MARKET GARDENS.	BEES—1879.		FOREST PRODUCTS.	
								APPLE.			PEACH.												
Area.	Crop.	Area.	Crop.	Area.	Crop.	Area.	Crop.	Acres.	Bearing trees.	Bushels 1879.	Acres.	Bearing trees.	Bushels. 1879.	Total value of orchard products of all kinds sold or consumed.	Acres.	Value of produce sold in 1879.	Acres.	Grapes sold in 1879.	Wine made in 1879.	Value of produce sold in 1879.	Honey.	Wax.	Amount of wood cut in 1879.	Value of all forest products sold or consumed in 1879.
Acres.	Lbs.	Acres.	Bush.	Acres.	Bush.	Acres.	Lbs.	No.	No.	No.	No.	No.	No.	Dollars.	No.	Dollars.	No.	Lbs.	Galls.	Dollars.	Lbs.	Lbs.	Cords.	Dollars.
76	77	78	79	80	81	82	83	84	85	86	87	88	89	90	91	92	93	94	95	96	97	98	99	100
1			50					2	100	50				50			3	90						
2																								
3								1½	30	10	1½	25		10										
4		1	50																				50	100
5																				100				
6																								
7																								
8																								
9																								
10																								

B.

[7—306.]

Page No. 2
Supervisor's Dist: No. 7
Enumeration Dist: No. 134

NOTE A.—The light dotted perpendicular lines, which divide the spaces intended for numbers on this Schedule, are intended to separate the units, tens, &c., from each other, and the Enumerator should be careful that the figures are written within the small spaces so formed, thus: 74, 421, 39, the units in the right-hand small spaces.

NOTE B.—Make an affirmative entry by a slanting line (thus /) in one of the three columns 2, 3, and 4, according as the fact is in the case of each farm—in column 2, if the occupier is the owner of the farm; in column 3, if he is the tenant at a fixed money rental; in column 4, if he conducts it for a share of the product.

NOTE C.—Enumerators will observe that there are 100 questions relating to each farm, which are arranged in four successive divisions of each schedule page.

SCHEDULE 2.—Productions of Agriculture in Richmond in the County of Ray, State of Mo.

enumerated by me on the 2nd day of June, 1880. Lizzie Barr.

Enumerator.

OF THE PERSON WHO CONDUCTS THIS FARM.				ACRES OF LAND.				FARM VALUES.			FENCES.		LABOR.			GRASS LANDS.						
	TENURE.			IMPROVED.		UNIMPROVED.										ACREAGE 1879.		PRODUCTS HARVESTED IN 1879.				
THE NAME.	Owner.	Rents for fixed money rental.	Rents for shares of products.	Tilled, including fallow and grass in rotation, (whether pasture or meadow.)	Permanent meadows, permanent pastures, orchards, vineyards.	Woodland and forest.	Other unimproved, including "old fields" not growing wood.	Of farm, including land, fences, and buildings.	Of farming implements and machinery.	Of Live Stock.	Cost of building and repairing in 1879.	Cost of fertilizers purchased in 1879.	Amount paid for wages for farm labor during 1879, including value of board.	Weeks hired labor in 1879 upon farm (and cairy) excluding house-work.	Estimated value of all farm productions (sold, consumed, or on hand) for 1879.	Mown.	Not Mown.	Hay.	Clover Seed.	Grass Seed.	Horses of all ages on hand June 1, 1880.	Mules and Asses, all ages, on hand June 1, 1880.
				No.	No.	No.	No.	Dollars.	Dollars.	Dollars.	Dollars.	Dollars.	Dollars.	No.	Dollars.	Acres.	Acres.	Tons.	Bushels.	Bushels.	No.	No.
1	2	3	4	5	6	7	8	9	10	11	12	13	14	15	16	17	18	19	20	21	22	23
1 W. W. Mosby	/			75	130	50		3600	200	700	75		300	52	800	75		30			5	2
2 W. W. Mosby	/			4	3			2000			60											
3																						
4																						
5																						
6																						
7																						
8																						
9																						
10																						

NEAT CATTLE AND THEIR PRODUCTS.											SHEEP.										SWINE.	POULTRY ON HAND JUNE 1ST, 1880, EXCLUSIVE OF SPRING HATCHING.		EGGS PRODUCED IN 1879.
ON HAND JUNE 1, 1880.			MOVEMENT, 1879.																CLIP, SPRING 1880, SHORN AND TO BE SHORN.					
				Cattle of all ages									Sheep and lambs											
Working oxen.	Milch cows.	Other.	Calves dropped.	Purchased.	Sold living.	Slaughtered.	Died, strayed, and accidentally not recovered.	Milk sold, or sent to butter and cheese factories in 1879.	Butter made on the farm in 1879.	Cheese made on the farm in 1879.	On hand June 1, 1880.	Lambs dropped.	Purchased.	Sold living.	Slaughtered.	Killed by dogs.	Died of diseases.	Died of stress of weather.	Fleeces.	Weight.	On hand June 1, 1880.	Barn-yard.	Other.	
No.	No.	No.	No.	No.	No.	No.	No.	Gallons.	Lbs.	Lbs.	No.	No.	No.	No.	No.	No.	No.	No.	No.	Lbs.	No.	No.	No.	Doz.
24	25	26	27	28	29	30	31	32	33	34	35	36	37	38	39	40	41	42	43	44	45	46	47	48
1	5	13	1	7				50													90	16		40
2																								
3																								
4																								
5																								
6																								
7																								
8																								
9																								
10																								

CEREALS.												PULSE.		FIBER.						SUGAR.						BROOM CORN.	
BARLEY. 1879.		BUCKWHEAT. 1879.		INDIAN CORN. 1879.		OATS. 1879.		RYE. 1879.		WHEAT. 1879.		Canada Peas, (Dry.) in 1879.	Beans, (Dry.) in 1879.	FLAX—1879.			HEMP.			SORGHUM—1879.			MAPLE—1879.			1879.	
Area.	Crop.	Area.	Crop.	Area.	Crop.	Area.	Crop.	Area.	Crop.	Area.	Crop.			Area in Crop.	Seed.	Straw.	Fiber.			Area in Crop.	Sugar.	Molasses.	Sugar.	Molasses.			
Acres.	Bush.	Acres.	Bush.	Acres.	Bush.	Acres.	Bush.	Acres.	Bush.	Acres.	Bush.	Bush.	Bush.	Acres.	Bush.	Tons.	Lbs.	Acs.	Tns.	Acres.	Lbs.	Galls.	Lbs.	Galls.	Acs.	Lbs.
49	50	51	52	53	54	55	56	57	58	59	60	61	62	63	64	65	66	67	68	69	70	71	72	73	74	75
1																										
2																										
3																										
4																										
5																										
6																										
7																										
8																										
9																										
10																										

HOPS. 1879.		POTATOES, (Irish.) 1879.		POTATOES, (Sweet.) 1879.		TOBACCO. 1879.		ORCHARDS—1879.						NURSERIES.		VINEYARDS.			MARKET GARDENS.	BEES—1879.		FOREST PRODUCTS.	
								APPLE.			PEACH.												
Area.	Crop.	Area.	Crop.	Area.	Crop.	Area.	Crop.	Acres.	Bearing trees.	Bushels. 1879.	Acres.	Bearing trees.	Bushels. 1879.	Total value of orchard products of all kinds sold or consumed.	Acres.	Value of produce sold in 1879.	Acres.	Grapes sold in 1879.	Wine made in 1879.	Value of produce sold in 1879.	Honey.	Wax.	Amount of wood cut in 1879.	Value of all forest products sold or consumed in 1879.
Acres.	Lbs.	Acres.	Bush.	Acres.	Bush.	Acres.	Lbs.	No.	No.	No.	No.	No.	No.	Dollars.	No.	Dollars.	No.	Lbs.	Galls.	Dollars.	Lbs.	Lbs.	Cords.	Dollars.
76	77	78	79	80	81	82	83	84	85	86	87	88	89	90	91	92	93	94	95	96	97	98	99	100
1		1½	30					3						500										
2																								
3																								
4																								
5																								
6																								
7																								
8																								
9																								
10																								

[7–306.]

Received July 30, 1880.

C.

Page No. 3
Supervisor's Dist: No. 7
Enumeration Dist: No. 134

NOTE A.—The light dotted perpendicular lines, which divide the spaces intended for numbers on this Schedule, are intended to separate the units, tens, &c., from each other, and the Enumerator should be careful that the figures are written within the small spaces so formed, thus: | 7 | 4 |, the units | 4 | 2 | 1 | in the right-hand small spaces. | 3 | 9 |

NOTE B.—Make an affirmative entry by a slanting line (thus /) in one of the three columns 2, 3, and 4, according as the fact is in the case of each farm—in column 2, if the occupier is the owner of the farm; in column 3, if he is the tenant at a fixed money rental; in column 4, if he conducts it for a share of the product.

NOTE C.—Enumerators will observe that there are 100 questions relating to each farm, which are arranged in four successive divisions of each schedule page.

SCHEDULE 2.—Productions of Agriculture in Richmond in the County of Ray, State of Missouri

enumerated by me on the 4th day of June, 1880. Lizzie Barr,

Enumerator.

OF THE PERSON WHO CONDUCTS THIS FARM.				ACRES OF LAND.				FARM VALUES.			FENCES.		LABOR.			GRASS LANDS.						
	TENURE.			IMPROVED.		UNIMPROVED.										ACREAGE 1879.		PRODUCTS HARVESTED IN 1879.				
THE NAME.	Owner.	Rents for fixed money rental.	Rents for shares of products.	Tilled, including fallow and grass in rotation, (whether pasture or meadow.)	Permanent meadows, permanent pastures, orchards, vineyards.	Woodland and forest.	Other unimproved, including "old fields" not growing wood.	Of farm, including land, fences, and buildings.	Of farming implements and machinery.	Of Live Stock.	Cost of building and repairing in 1879.	Cost of fertilizers purchased in 1879.	Amount paid for wages for farm labor during 1879, including value of board.	Weeks hired labor in 1879 upon farm (and dairy) excluding house-work.	Estimated value of all farm productions (sold, consumed, or on hand) for 1879.	Mown.	Not Mown.	Hay.	Clover Seed.	Grass Seed.	Horses of all ages on hand June 1, 1880.	Mules and Asses, all ages, on hand June 1, 1880.
				No.	No.	No.	No.	Dollars.	Dollars.	Dollars.	Dollars.	Dollars.	Dollars.	No.	Dollars.	Acres.	Acres.	Tons.	Bushels.	Bushels.	No.	No.
1	2	3	4	5	6	7	8	9	10	11	12	13	14	15	16	17	18	19	20	21	22	23
1 Brown Mary	/			20				300				10										
2 McGinnis	/			38				100														
3																						
4																						
5																						
6																						
7																						
8																						
9																						
10																						

NEAT CATTLE AND THEIR PRODUCTS.											SHEEP.										SWINE.	POULTRY ON HAND JUNE 1ST, 1880, EXCLUSIVE OF SPRING HATCHING.		EGGS PRODUCED IN 1879.
ON HAND JUNE 1, 1880.			MOVEMENT, 1879.																					
				Cattle of all ages									Sheep and lambs						CLIP, SPRING 1880, SHORN AND TO BE SHORN.					
Working oxen.	Milch cows.	Other.	Calves dropped.	Purchased.	Sold living.	Slaughtered.	Died, strayed, and stolen, and not recovered.	Milk sold, or sent to butter and cheese factories in 1879.	Butter made on the farm in 1879.	Cheese made on the farm in 1879.	On hand June 1, 1880.	Lambs dropped.	Purchased.	Sold living.	Slaughtered.	Killed by dogs.	Died of disease.	Died of stress of weather.	Fleeces.	Weight.	On hand June 1, 1880.	Barn-yard.	Other.	
No.	No.	No.	No.	No.	No.	No.	No.	Gallons.	Lbs.	Lbs.	No.	No.	No.	No.	No.	No.	No.	No.	No.	Lbs.	No.	No.	No.	Doz.
24	25	26	27	28	29	30	31	32	33	34	35	36	37	38	39	40	41	42	43	44	45	46	47	48
1																								
2																								
3																								
4																								
5																								
6																								
7																								
8																								
9																								
10																								

CEREALS.												PULSE.		FIBER.						SUGAR.					BROOM CORN.	
BARLEY. 1879.		BUCKWHEAT. 1879.		INDIAN CORN. 1879.		OATS. 1879.		RYE. 1879.		WHEAT. 1879.				FLAX—1879.				HEMP.		SORGHUM—1879.			MAPLE—1879.			
Area.	Crop.	Area.	Crop.	Area.	Crop.	Area.	Crop.	Area.	Crop.	Area.	Crop.	Canada Peas, (Dry.) in 1879.	Beans, (Dry.) in 1879.	Area in Crop.	Seed.	Straw.	Fiber.			Area in Crop.	Sugar.	Molasses.	Sugar.	Molasses.	1879.	
Acres.	Bush.	Acres.	Bush.	Acres.	Bush.	Acres.	Bush.	Acres.	Bush.	Acres.	Bush.	Bush.	Bush.	Acres.	Bush.	Tons.	Lbs.	Acs.	Tns.	Acres.	Lbs.	Galls.	Lbs.	Galls.	Acs.	Lbs.
49	50	51	52	53	54	55	56	57	58	59	60	61	62	63	64	65	66	67	68	69	70	71	72	73	74	75
1																										
2																										
3																										
4																										
5																										
6																										
7																										
8																										
9																										
10																										

HOPS. 1879.		POTATOES, (Irish.) 1879.		POTATOES, (Sweet.) 1879.		TOBACCO. 1879.		ORCHARDS—1879.						NURSERIES.		VINEYARDS.			MARKET GARDENS.	BEES—1879.		FOREST PRODUCTS.	
								APPLE.			PEACH.												
Area.	Crop.	Area.	Crop.	Area.	Crop.	Area.	Crop.	Acres.	Bearing trees.	Bushels. 1879.	Acres.	Bearing trees.	Bushels. 1879.	Total value of orchard products of all kinds sold or consumed.	Acres.	Value of produce sold in 1879.	Acres.	Grapes sold in 1879.	Wine made in 1879.	Value of produce sold in 1879.	Honey.	Wax.	Amount of wood cut in 1879.	Value of all forest products sold or consumed in 1879.
Acres.	Lbs.	Acres.	Bush.	Acres.	Bush.	Acres.	Lbs.	No.	No.	No.	No.	No.	No.	Dollars.	No.	Dollars.	No.	Lbs.	Galls.	Dollars.	Lbs.	Lbs.	Cords.	Dollars.
76	77	78	79	80	81	82	83	84	85	86	87	88	89	90	91	92	93	94	95	96	97	98	99	100
1																								
2																								
3																								
4																								
5																								
6																								
7																								
8																								
9																								
10																								

D.

[7—306.]

Page No. 4
Supervisor's Dist: No. 7
Enumeration Dist: No. 134

NOTE A.—The light dotted perpendicular lines, which divide the spaces intended for numbers on this Schedule, are intended to separate the units, tens, &c., from each other, and the Enumerator should be careful that the figures are written within the small spaces so formed, thus: 7|4|, the units in the right-hand small spaces. 4|2|1 3|9

NOTE B.—Make an affirmative entry by a slanting line (thus /) in one of the three columns 2, 3, and 4, according as the fact is in the case of each farm—in column 2, if the occupier is the owner of the farm; in column 3, if he is the tenant at a fixed money rental; in column 4, if he conducts it for a share of the product.

NOTE C.—Enumerators will observe that there are 100 questions relating to each farm, which are arranged in four successive divisions of each schedule page.

SCHEDULE 2.—Productions of Agriculture in Richmond in the County of Ray, State of Missouri

enumerated by me on the 5th day of June, 1880. Lizzie Davis, *Enumerator.*

OF THE PERSON WHO CONDUCTS THIS FARM.				ACRES OF LAND.				FARM VALUES.			FENCES.		LABOR.			GRASS LANDS.						
	TENURE.			IMPROVED.		UNIMPROVED.										ACREAGE 1879.		PRODUCTS HARVESTED IN 1879.				
THE NAME.	Owner.	Rents for fixed money rental.	Rents for shares of products.	Tilled, including fallow and grass in rotation, (whether pasture or meadow.)	Permanent meadows, permanent pastures, orchards, vineyards.	Woodland and forest.	Other unimproved, including "old fields" not growing wood.	Of farm, including land, fences, and buildings.	Of farming implements and machinery.	Of Live Stock.	Cost of building and repairing in 1879.	Cost of fertilizers purchased in 1879.	Amount paid for wages for farm labor during 1879, including value of board.	Weeks hired labor in 1879 upon farm (and dairy) excluding house-work.	Estimated value of all farm productions (sold, consumed, or on hand) for 1879.	Mown.	Not Mown.	Hay.	Clover Seed.	Grass Seed.	Horses of all ages on hand June 1, 1880.	Mules and Asses, all ages, on hand June 1, 1880.
				No.	No.	No.	No.	Dollars.	Dollars.	Dollars.	Dollars.	Dollars.	Dollars.	No.	Dollars.	Acres.	Acres.	Tons.	Bushels.	Bushels.	No.	No.
1	2	3	4	5	6	7	8	9	10	11	12	13	14	15	16	17	18	19	20	21	22	23
1 Snowden Nancy	1			3	1			800			22											
2 Snowden Susan	1			6	2			1000														
3																						
4																						
5																						
6																						
7																						
8																						
9																						
10																						

NEAT CATTLE AND THEIR PRODUCTS.											SHEEP.										SWINE.	POULTRY ON HAND JUNE 1ST, 1880, EXCLUSIVE OF SPRING HATCHING.		EGGS PRODUCED IN 1879.
ON HAND JUNE 1, 1880.			MOVEMENT, 1879.					MILK sold, or sent to butter and cheese factories in 1879.	Butter made on the farm in 1879.	Cheese made on the farm in 1879.	ON HAND June 1, 1880.	MOVEMENT, 1879.							CLIP, SPRING 1880, SHORN AND TO BE SHORN.					
			Cattle of all ages									Lambs dropped.	Sheep and lambs											
Working oxen.	Milch cows.	Other.	Calves dropped.	Purchased.	Sold living.	Slaughtered.	Died, strayed, and stolen, and not recovered.						Purchased.	Sold living.	Slaughtered.	Killed by dogs.	Died of disease.	Died of stress of weather.	Fleeces.	Weight.	On hand June 1, 1880.	Barn-yard.	Other.	
No.	No.	No.	No.	No.	No.	No.	No.	Gallons.	Lbs.	Lbs.	No.	No.	No.	No.	No.	No.	No.	No.	No.	Lbs.	No.	No.	No.	Doz.
24	25	26	27	28	29	30	31	32	33	34	35	36	37	38	39	40	41	42	43	44	45	46	47	48
1																								
2																								
3																								
4																								
5																								
6																								
7																								
8																								
9																								
10																								

CEREALS.												PULSE.		FIBER.					SUGAR.					BROOM CORN. 1879.	
BARLEY. 1879.		BUCKWHEAT. 1879.		INDIAN CORN. 1879.		OATS. 1879.		RYE. 1879.		WHEAT. 1879.		Canada Peas, (Dry.) in 1879.	Beans, (Dry.) in 1879.	FLAX—1879.			HEMP.		SORGHUM—1879.			MAPLE—1879.			
Area.	Crop.	Area.	Crop.	Area.	Crop.	Area.	Crop.	Area.	Crop.	Area.	Crop.			Area in Crop.	Seed.	Straw.	Fiber.		Area in Crop.	Sugar.	Molasses.	Sugar.	Molasses.		
Acres.	Bush.	Acres.	Bush.	Acres.	Bush.	Acres.	Bush.	Acres.	Bush.	Acres.	Bush.	Bush.	Bush.	Acres.	Bush.	Tons.	Lbs.	Acs.	Tns.	Acres.	Lbs.	Galls.	Lbs.	Galls.	Acs.	Lbs.
49	50	51	52	53	54	55	56	57	58	59	60	61	62	63	64	65	66	67	68	69	70	71	72	73	74	75
1																										
2																										
3																										
4																										
5																										
6																										
7																										
8																										
9																										
10																										

HOPS. 1879.		POTATOES, (Irish.) 1879.		POTATOES, (Sweet.) 1879.		TOBACCO. 1879.		ORCHARDS—1879.							NURSERIES.		VINEYARDS.			MARKET GARDENS.	BEES—1879.		FOREST PRODUCTS.	
								APPLE.			PEACH.			Total value of orchard products of all kinds sold or consumed.						Value of produce sold in 1879.			Amount of wood cut in 1879.	Value of all forest products sold or consumed in 1879.
Area.	Crop.	Area.	Crop.	Area.	Crop.	Area.	Crop.	Acres.	Bearing trees.	Bushels. 1879.	Acres.	Bearing trees.	Bushels. 1879.		Acres.	Value of produce sold in 1879.	Acres.	Grapes sold in 1879.	Wine made in 1879.		Honey.	Wax.		
Acres.	Lbs.	Acres.	Bush.	Acres.	Bush.	Acres.	Lbs.	No.	No.	No.	No.	No.	No.	Dollars.	No.	Dollars.	No.	Lbs.	Galls.	Dollars.	Lbs.	Lbs.	Cords.	Dollars.
76	77	78	79	80	81	82	83	84	85	86	87	88	89	90	91	92	93	94	95	96	97	98	99	100
1																								
2																								
3																								
4																								
5																								
6																								
7																								
8																								
9																								
10																								

Received July 30, 1880.

[7–306.]

A.

Page No. 5
Supervisor's Dist: No. 7
Enumeration Dist: No. 134

NOTE A.—The light dotted perpendicular lines, which divide the spaces intended for numbers on this Schedule, are intended to separate the units, tens, &c., from each other, and the Enumerator should be careful that the figures are written within the small spaces so formed, thus: | 7 | 4 |, the units | 4 | 2 | 1 | in the right-hand small spaces. | 3 | 9 |

NOTE B.—Make an affirmative entry by a slanting line (thus /) in one of the three columns 2, 3, and 4, according as the fact is in the case of each farm—in column 2, if the occupier is the owner of the farm; in column 3, if he is the tenant at a fixed money rental; in column 4, if he conducts it for a share of the product.

NOTE C.—Enumerators will observe that there are 100 questions relating to each farm, which are arranged in four successive divisions of each schedule page.

SCHEDULE 2.—Productions of Agriculture in Richmond in the County of Ray, State of Missouri

enumerated by me on the 7 day of June, 1880. Lizzie Barr.

Enumerator.

OF THE PERSON WHO CONDUCTS THIS FARM.				ACRES OF LAND.				FARM VALUES.			FENCES.		LABOR.			GRASS LANDS.						
	TENURE.			IMPROVED.		UNIMPROVED.										ACREAGE 1879.		PRODUCTS HARVESTED IN 1879.				
THE NAME.	Owner.	Rents for fixed money rental.	Rents for shares of products.	Tilled, including fallow and grass in rotation, (whether pasture or meadow.)	Permanent meadows, permanent pastures, orchards, vineyards.	Woodland and forest.	Other unimproved, including "old fields" not growing wood.	Of farm, including land, fences, and buildings.	Of farming implements and machinery.	Of Live Stock.	Cost of building and repairing in 1879.	Cost of fertilizers purchased in 1879.	Amount paid for wages for farm labor during 1879, including value of board.	Weeks hired labor in 1879 upon farm (and dairy) excluding house-work.	Estimated value of all farm productions (sold, consumed, or on hand) for 1879.	Mown.	Not Mown.	Hay.	Clover Seed.	Grass Seed.	Horses of all ages on hand June 1, 1880.	Mules and Asses, all ages, on hand June 1, 1880.
				No.	No.	No.	No.	Dollars.	Dollars.	Dollars.	Dollars.	Dollars.	Dollars.	No.	Dollars.	Acres.	Acres.	Tons.	Bushels.	Bushels.	No.	No.
* 1	2	3	4	5	6	7	8	9	10	11	12	13	14	15	16	17	18	19	20	21	22	23
Wasson Bruyn	/			16				200														

NEAT CATTLE AND THEIR PRODUCTS.											SHEEP.										SWINE.	POULTRY ON HAND JUNE 1st, 1880, EXCLUSIVE OF SPRING HATCHING.		EGGS PRODUCED IN 1879.
ON HAND JUNE 1, 1880.			MOVEMENT 1879.									MOVEMENT, 1879.							CLIP, SPRING 1880, SHORN AND TO BE SHORN.					
				Cattle of all ages									Sheep and lambs											
Working oxen.	Milch cows.	Other.	Calves dropped.	Purchased.	Sold living.	Slaughtered.	Died, strayed, and stolen and not recovered.	Milk sold, or sent to but ter and cheese factories in 1879.	Butter made on the farm in 1879.	Cheese made on the farm in 1879.	On hand June 1, 1880.	Lambs dropped.	Purchased.	Sold living.	Slaughtered.	Killed by dogs.	Died of disease.	Died of stress of weather.	Fleeces.	Weight.	On hand June 1, 1880.	Barn-yard.	Other.	Dozen.
No.	No.	No.	No.	No.	No.	No.	No.	Gallons.	Lbs.	Lbs.	No.	No.	No.	No.	No.	No.	No.	No.	No.	Lbs.	No.	No.	No.	Doz.
24	25	26	27	28	29	30	31	32	33	34	35	36	37	38	39	40	41	42	43	44	45	46	47	48

CEREALS.												PULSE.		FIBER.						SUGAR.						BROOM CORN. 1879.	
BARLEY. 1879.		BUCKWHEAT. 1879.		INDIAN CORN. 1879.		OATS. 1879.		RYE. 1879.		WHEAT 1879.				FLAX—1879.				HEMP.		SORGHUM—1879.			MAPLE—1879.				
Area.	Crop.	Area.	Crop.	Area.	Crop.	Area.	Crop.	Area.	Crop.	Area.	Crop.	Canada Peas. (Dry.) in 1879.	Beans. (Dry.) in 1879.	Area in Crop.	Seed.	Straw.	Fiber.			Area in Crop.	Sugar.	Molasses.	Sugar.	Molasses.			
Acres.	Bush.	Acres.	Bush.	Acres.	Bush.	Acres.	Bush.	Acres.	Bush.	Acres.	Bush.	Bush.	Bush.	Acres.	Bush.	Tons.	Lbs.	Acs.	Tns.	Acres.	Lbs.	Galls.	Lbs.	Galls.	Acs.	Lbs.
49	50	51	52	53	54	55	56	57	58	59	60	61	62	63	64	65	66	67	68	69	70	71	72	73	74	75

HOPS. 1879.		POTATOES, (Irish.) 1879.		POTATOES, (Sweet.) 1879.		TOBACCO. 1879.		ORCHARDS—1879.						NURSERIES.		VINEYARDS.			MARKET GARDENS.	BEES—1879.		FOREST PRODUCTS.	
								APPLE.			PEACH.												
Area.	Crop.	Area.	Crop.	Area.	Crop.	Area.	Crop.	Acres.	Bearing trees.	Bushels. 1879.	Acres.	Bearing trees.	Bushels. 1879.	Total value of orchard products of all kinds sold or consumed.	Acres.	Value of produce sold in 1879.	Acres.	Grapes sold in 1879.	Wine made in 1879.	Value of produce sold in 1879.	Honey.	Wax.	Amount of wood cut in 1879.	Value of all forest products sold or consumed in 1879.
Acres.	Lbs.	Acres.	Bush.	Acres.	Bush.	Acres.	Lbs.	No.	No.	No.	No.	No.	No.	Dollars.	No.	Dollars.	No.	Lbs.	Galls.	Dollars.	Lbs.	Lbs.	Cords.	Dollars.
76	77	78	79	80	81	82	83	84	85	86	87	88	89	90	91	92	93	94	95	96	97	98	99	100
												4			10									

B.

[7—306.]

Page No. 6
Supervisor's Dist: No. 7
Enumeration Dist: No. 134

NOTE A.—The light dotted perpendicular lines, which divide the spaces intended for numbers on this Schedule, are intended to separate the units, tens, &c., from each other, and the Enumerator should be careful that the figures are written within the small spaces so formed, thus: | | 7 | 4 |, the units in the right-hand small spaces. | | 4 | 2 | 1 | | | 3 | 9 |

NOTE B.—Make an affirmative entry by a slanting line (thus /) in one of the three columns 2, 3, and 4, according as the fact is in the case of each farm—in column 2, if the occupier is the owner of the farm; in column 3, if he is the tenant at a fixed money rental; in column 4, if he conducts it for a share of the product.

NOTE C.—Enumerators will observe that there are 100 questions relating to each farm, which are arranged in four successive divisions of each schedule page.

SCHEDULE 2.—Productions of Agriculture in Richmond in the County of Ray, State of Missouri

enumerated by me on the 8 day of June, 1880. Lizzie Burr, *Enumerator.*

OF THE PERSON WHO CONDUCTS THIS FARM.				ACRES OF LAND.				FARM VALUES.			FENCES.		LABOR.			GRASS LANDS.						
	TENURE.			IMPROVED.		UNIMPROVED.										ACREAGE 1879.		PRODUCTS HARVESTED IN 1879.				
THE NAME.	Owner.	Rents for fixed money rental.	Rents for shares of products.	Tilled, including fallow and grass in rotation, (whether pasture or meadow.)	Permanent meadows, permanent pastures, orchards, vineyards.	Woodland and forest.	Other unimproved, including "old fields" not growing wood.	Of farm, including land, fences, and buildings.	Of farming implements and machinery.	Of Live Stock.	Cost of building and repairing in 1879.	Cost of fertilizers purchased in 1879.	Amount paid for wages for farm labor during 1879, including value of board.	Weeks hired labor in 1879 upon farm (and dairy) excluding house-work.	Estimated value of all farm productions (sold, consumed, or on hand) for 1879.	Mown.	Not Mown.	Hay.	Clover Seed.	Grass Seed.	Horses of all ages on hand June 1, 1880.	Mules and Asses, all ages, on hand June 1, 1880.
				No.	No.	No.	No.	Dollars.	Dollars.	Dollars.	Dollars.	Dollars.	Dollars.	No.	Dollars.	Acres.	Acres.	Tons.	Bushels.	Bushels.	No.	No.
1	2	3	4	5	6	7	8	9	10	11	12	13	14	15	16	17	18	19	20	21	22	23
1 A. K. Ryburn	/			160				300				10			200							
2 James Hughes	/			5-8				1160														
3 Henry Garner	/			5	1			800				22										
4																						
5																						
6																						
7																						
8																						
9																						
10																						

NEAT CATTLE AND THEIR PRODUCTS.											SHEEP.										SWINE.	POULTRY ON HAND JUNE 1ST, 1880, EXCLUSIVE OF SPRING HATCHING.		
ON HAND JUNE 1, 1880.			MOVEMENT, 1879.								MOVEMENT, 1879.							CLIP, SPRING 1880, SHORN AND TO BE SHORN.						
			Cattle of all ages								Sheep and lambs													
Working oxen.	Milch cows.	Other.	Calves dropped.	Purchased.	Sold living.	Slaughtered.	Died, strayed, and stolen, and not recovered.	Milk sold, or sent to butter and cheese factories in 1879.	Butter made on the farm in 1879.	Cheese made on the farm in 1879.	On hand June 1, 1880.	Lambs dropped.	Purchased.	Sold living.	Slaughtered.	Killed by dogs.	Died of disease.	Died of stress of weather.	Fleeces.	Weight.	On hand June 1, 1880.	Barn-yard.	Other.	Eggs produced in 1879.
No.	No.	No.	No.	No.	No.	No.	No.	Gallons.	Lbs.	Lbs.	No.	No.	No.	No.	No.	No.	No.	No.	No.	Lbs.	No.	No.	No.	Doz.
24	25	26	27	28	29	30	31	32	33	34	35	36	37	38	39	40	41	42	43	44	45	46	47	48
1																								
2																								
3																					12			
4																								
5																								
6																								
7																								
8																								
9																								
10																								

CEREALS.												PULSE.		FIBER.						SUGAR.						BROOM CORN. 1879.	
BARLEY. 1879.		BUCKWHEAT. 1879.		INDIAN CORN. 1879.		OATS. 1879.		RYE. 1879.		WHEAT. 1879.				FLAX—1879.				HEMP.		SORGHUM—1879.			MAPLE—1879.				
Area.	Crop.	Area.	Crop.	Area.	Crop.	Area.	Crop.	Area.	Crop.	Area.	Crop.	Canada Peas, (Dry) in 1879.	Beans, (Dry) in 1879.	Area in Crop.	Seed.	Straw.	Fiber.			Area in Crop.	Sugar.	Molasses.	Sugar.	Molasses.			
Acres.	Bush.	Acres.	Bush.	Acres.	Bush.	Acres.	Bush.	Acres.	Bush.	Acres.	Bush.	Bush.	Bush.	Acres.	Bush.	Tons.	Lbs.	Acs.	Tns.	Acres.	Lbs.	Galls.	Lbs.	Galls.	Acs.	Lbs.
49	50	51	52	53	54	55	56	57	58	59	60	61	62	63	64	65	66	67	68	69	70	71	72	73	74	75
1				20	800																					
2																										
3																										
4																										
5																										
6																										
7																										
8																										
9																										
10																										

HOPS. 1879.		POTATOES, (Irish.) 1879.		POTATOES, (Sweet.) 1879.		TOBACCO. 1879.		ORCHARDS—1879.							NURSERIES.		VINEYARDS.			MARKET GARDENS.	BEES—1879.		FOREST PRODUCTS.	
								APPLE.			PEACH.													
Area.	Crop.	Area.	Crop.	Area.	Crop.	Area.	Crop.	Acres.	Bearing trees.	Bushels. 1879.	Acres.	Bearing trees.	Bushels. 1879.	Total value of orchard products of all kinds sold or consumed.	Acres.	Value of produce sold in 1879.	Acres.	Grapes sold in 1879.	Wine made in 1879.	Value of produce sold in 1879.	Honey.	Wax.	Amount of wood cut in 1879.	Value of all forest products sold or consumed in 1879.
Acres.	Lbs.	Acres.	Bush.	Acres.	Bush.	Acres.	Lbs.	No.	No.	No.	No.	No.	No.	Dollars.	No.	Dollars.	No.	Lbs.	Galls.	Dollars.	Lbs.	Lbs.	Cords.	Dollars.
76	77	78	79	80	81	82	83	84	85	86	87	88	89	90	91	92	93	94	95	96	97	98	99	100
1																								
2		1	50					1	20		~~1~~ ~~20~~						1½							
3																								
4																								
5																								
6																								
7																								
8																								
9																								
10																								

[7–306.]

Received July 30, 1880. C.

Page No. 7
Supervisor's Dist: No. 7
Enumeration Dist: No. 134

NOTE A.—The light dotted perpendicular lines, which divide the spaces intended for numbers on this Schedule, are intended to separate the units, tens, &c., from each other, and the Enumerator should be careful that the figures are written within the small spaces so formed, thus: 741, the units in the right-hand small spaces. 421 39

NOTE B.—Make an affirmative entry by a slanting line (thus /) in one of the three columns 2, 3, and 4, according as the fact is in the case of each farm—in column 2, if the occupier is the owner of the farm; in column 3, if he is the tenant at a fixed money rental; in column 4, if he conducts it for a share of the product.

NOTE C.—Enumerators will observe that there are 100 questions relating to each farm, which are arranged in four successive divisions of each schedule page.

SCHEDULE 2.—Productions of Agriculture in Richmond in the County of Ray, State of Missouri

enumerated by me on the 10 day of June, 1880. Lizzie Barr,
Enumerator.

OF THE PERSON WHO CONDUCTS THIS FARM.				ACRES OF LAND.				FARM VALUES.			FENCES.		LABOR.			GRASS LANDS.						
	TENURE.			IMPROVED.		UNIMPROVED.										ACREAGE 1879.		PRODUCTS HARVESTED IN 1879.				
THE NAME.	Owner.	Rents for fixed money rental.	Rents for shares of products.	Tilled, including fallow and grass in rotation, (whether pasture or meadow.)	Permanent meadows, permanent pastures, orchards, vineyards.	Woodland and forest.	Other unimproved, including "old fields" not growing wood.	Of farm, including land, fences, and buildings.	Of farming implements and machinery.	Of Live Stock.	Cost of building and repairing in 1879.	Cost of fertilizers purchased in 1879.	Amount paid for wages for farm labor during 1879, including value of board.	Weeks hired labor in 1879 upon farm (and dairy) excluding house-work.	Estimated value of all farm productions (sold, consumed, or on hand) for 1879.	Mown.	Not Mown.	Hay.	Clover Seed.	Grass Seed.	Horses of all ages on hand June 1, 1880.	Mules and Asses, all ages, on hand June 1, 1880.
				No.	No.	No.	No.	Dollars.	Dollars.	Dollars.	Dollars.	Dollars.	Dollars.	No.	Dollars.	Acres.	Acres.	Tons.	Bushels.	Bushels.	No.	No.
1	2	3	4	5	6	7	8	9	10	11	12	13	14	15	16	17	18	19	20	21	22	23
1	Joseph Hughes	/		170	150			6000	160	400	150		300		500	50	100	70			5	2
2	Willis Warrinner	/		3	3			2000		40												
3	William Wilson	/		73				3650		—					60							
4	Hugh Alves	/		9				450		125	10.00				50						2	
5	John Warrensteff	/		9				450		100	10.00				50						2	
6	L D Priest	/		3½				1000		—	25.00											
7	Calvin Bales	/		80	60	20		1600		150	100										3	
8	James Harrison	/		47		20		3150														
9																						
10																						

NEAT CATTLE AND THEIR PRODUCTS.											SHEEP.										SWINE.	POULTRY ON HAND JUNE 1ST, 1880, EXCLUSIVE OF SPRING HATCHING.		EGGS PRODUCED IN 1879.
ON HAND JUNE 1, 1880.			MOVEMENT, 1879.									MOVEMENT, 1879.							CLIP, SPRING 1880, SHORN AND TO BE SHORN.					
				Cattle of all ages								Sheep and lambs												
Working oxen.	Milch cows.	Other.	Calves dropped.	Purchased.	Sold living.	Slaughtered.	Died, strayed, and stolen, and not recovered.	Milk sold, or sent to butter and cheese factories in 1879.	Butter made on the farm in 1879.	Cheese made on the farm in 1879.	On hand June 1, 1880.	Lambs dropped.	Purchased.	Sold living.	Slaughtered.	Killed by dogs.	Died of disease.	Died of stress of weather.	Fleeces.	Weight.	On hand June 1, 1880.	Barn-yard.	Other.	
No.	No.	No.	No.	No.	No.	No.	No.	Gallons.	Lbs.	Lbs.	No.	No.	No.	No.	No.	No.	No.	No.	No.	Lbs.	No.	No.	No.	Doz.
24	25	26	27	28	29	30	31	32	33	34	35	36	37	38	39	40	41	42	43	44	45	46	47	48
1	10		1		8																30			
2	2																							
3			1																					
4	1		1																					
5																								
6																								
7	3		3																		11	31		
8																								
9	10				8																3			
10	2																							

CEREALS.										PULSE.		FIBER.						SUGAR.					BROOM CORN. 1879.	
BARLEY. 1879.		BUCKWHEAT. 1879.		INDIAN CORN. 1879.		OATS. 1879.		RYE. 1879.		WHEAT. 1879.			FLAX—1879.			HEMP.		SORGHUM—1879.		MAPLE—1879.				
Area.	Crop.	Area.	Crop.	Area.	Crop.	Area.	Crop.	Area.	Crop.	Area.	Crop.	Canada Peas, (Dry.) in 1879.	Peas (Dry.) in 1879.	Area in Crop.	Seed.	Straw.	Fiber.			Area in Crop.	Sugar.	Molasses.	Sugar.	Molasses.		
Acres.	Bush.	Acres.	Bush.	Acres.	Bush.	Acres.	Bush.	Acres.	Bush.	Acres.	Bush.	Bush.	Bush.	Acres.	Bush.	Tons.	Lbs.	Acs.	Tns.	Acres.	Lbs.	Galls.	Lbs.	Galls.	Acs.	Lbs.
49	50	51	52	53	54	55	56	57	58	59	60	61	62	63	64	65	66	67	68	69	70	71	72	73	74	75
1				18	700			12	240																	
2																										
3				9	250																					
4				9	250																					
5																										
6																										
7	7																									
8																										
9																										
10																										

HOPS. 1879.		POTATOES, (Irish.) 1879.		POTATOES, (Sweet.) 1879.		TOBACCO. 1879.		ORCHARDS—1879.						NURSERIES.		VINEYARDS.			MARKET GARDENS.	BEES—1879.		FOREST PRODUCTS.	
								APPLE.			PEACH.												
Area.	Crop.	Area.	Crop.	Area.	Crop.	Area.	Crop.	Acres.	Bearing trees.	Bushels. 1879.	Acres.	Bearing trees.	Bushels. 1879.	Total value of orchard products of all kinds sold or consumed.	Acres.	Value of produce sold in 1879.	Acres.	Grapes sold in 1879.	Wine made in 1879.	Value of produce sold in 1879.	Honey.	Wax.	Amount of wood cut in 1879.	Value of all forest products sold or consumed in 1879.
Acres.	Lbs.	Acres.	Bush.	Acres.	Bush.	Acres.	Lbs.	No.	No.	No.	No.	No.	No.	Dollars.	No.	Dollars.	No.	Lbs.	Galls.	Dollars.	Lbs.	Lbs.	Cords.	Dollars.
76	77	78	79	80	81	82	83	84	85	86	87	88	89	90	91	92	93	94	95	96	97	98	99	100
1								4	75	30				10										
2																								
3																								
4																								
5																								
6																								
7		X																						
8																								
9																								
10																								

A.

Page No. 1
Supervisor's Dist: No.
Enumeration Dist: No. 733

NOTE A.—The light dotted perpendicular lines, which divide the spaces intended for numbers on this Schedule, are intended to separate the units, tens, &c., from each other, and the Enumerator should be careful that the figures are written within the small spaces so formed, thus: 74, the units in the right-hand small spaces.

NOTE B.—Make an affirmative entry by a slanting line (thus /) in one of the three columns 2, 3, and 4, according as the fact is in the case of each farm—in column 2, if the occupier is the owner of the farm; in column 3, if he is the tenant at a fixed money rental; in column 4, if he conducts it for a share of the product.

NOTE C.—Enumerators will observe that there are 100 questions relating to each farm, which are arranged in four successive divisions of each schedule page.

SCHEDULE 2.—Productions of Agriculture in Richmond Township in the County of Ray, State of Missouri

enumerated by me on the First day of June, 1880.

Jno A Quirk
Enumerator.

	OF THE PERSON WHO CONDUCTS THIS FARM.				ACRES OF LAND.				FARM VALUES.			FENCES.		LABOR.			GRASS LANDS.						
		TENURE.			IMPROVED.		UNIMPROVED.										ACREAGE 1879.		PRODUCTS HARVESTED IN 1879.				
	THE NAME.	Owners.	Rents for fixed money rental.	Rents for shares of products.	Tilled, including fallow and grass in rotation, (whether pasture or meadow.)	Permanent meadows, permanent pastures, orchards, vineyards.	Woodland and forest.	Other unimproved, including "old fields" not growing wood.	Of farm, including land, fences, and buildings.	Of farming implements and machinery.	Of Live Stock.	Cost of building and repairing in 1879.	Cost of fertilizers purchased in 1879.	Amount paid for wages for farm labor during 1879, including value of board.	Weeks hired labor in 1879 upon farm (and dairy) exclusive of housework.	Estimated value of all farm productions (sold, consumed, or on hand) for 1879.	Mown.	Not Mown.	Hay.	Clover Seed.	Grass Seed.	Horses of all ages on hand June 1, 1880.	Mules and Asses, all ages, on hand June 1, 1880.
					No.	No.	No.	No.	Dollars.	Dollars.	Dollars.	Dollars.	Dollars.	Dollars.	No.	Dollars.	Acres.	Acres.	Tons.	Bushels.	Bushels.	No.	No.
		2	3	4	5	6	7	8	9	10	11	12	13	14	15	16	17	18	19	20	21	22	23
1	Arnwell A R	/			520	30	280	00	16000	600	3000	100		1200	260	5000	20	12	12			3	13
2	Simsford Joseph			/	20				400	30	75					200							1
3	Johnson William			/	25				550	20	200					300							2
4	Bassett Thomas			/	25				550	25	75					300							2
5	Freeman Wesley			/	15				360	10	60					100							1
6	McDonald Archy			/	25				550	15	200					300						1	1
7	Jack James			/	10				200	10	150					150						1	1
8	Vanderhoof John			/	30				600	15	350					350							3
9	Watkins W H	/			260	118	31	40	8000	300	4000	100		1200	300	3000	40	78	80			2	9
10	Vaughn Jno C	/			55	15	15		1920	150	875	30				1000	5		14			3	2

	NEAT CATTLE AND THEIR PRODUCTS.											SHEEP.										SWINE.	POULTRY ON HAND JUNE 1st, 1880, EXCLUSIVE OF SPRING HATCHING.		
	ON HAND JUNE 1, 1880.			MOVEMENT, 1879.									MOVEMENT 1879.							CLIP, SPRING 1880, SHORN AND TO BE SHORN.						
				Cattle of all ages									Sheep and lambs												
	Working oxen.	Milch cows.	Other.	Calves dropped	Purchased.	Sold living.	Slaughtered.	Died, strayed, and stolen, and not recovered.	Milk sold, or sent to butter and cheese factories in 1879.	Butter made on the farm in 1879.	Cheese made on the farm in 1879.	On hand June 1, 1880.	Lambs dropped.	Purchased.	Sold living.	Slaughtered.	Killed by dogs.	Died of disease.	Died of stress of weather.	Fleeces.	Weight.	On hand June 1, 1880.	Barn-yard.	Other.	Eggs produced in 1879.
	No.	No.	No.	No.	No.	No.	No.	No.	Gallons.	Lbs.	Lbs.	No.	No.	No.	No.	No.	No.	No.	No.	No.	Lbs.	No.	No.	No.	Doz.
	24	25	26	27	28	29	30	31	32	33	34	35	36	37	38	39	40	41	42	43	44	45	46	47	48
1		15	30	10	10	34		5														75	45		100
2		1																					10		
3																						20	05		25
4		2	2	2																		12	10		40
5		1	2																			8	15		60
6		1																				10	25		25
7																						10	20		60
8		7	11																			40	50		100
9		4	65	4	48	35				150												90	150		100
10		3	4	4		4		1		500												60	30		50

	CEREALS.										PULSE.		FIBER.						SUGAR.						
	BARLEY. 1879.		BUCKWHEAT. 1879.		INDIAN CORN. 1879.		OATS. 1879.		RYE. 1879.		WHEAT. 1879.		Canada Peas, (Dry.) in 1879.	Beans, (Dry.) in 1879.	FLAX—1879.				HEMP.		SORGHUM—1879.			MAPLE—1879.		BROOM CORN. 1879.	
	Area.	Crop.	Area.	Crop.	Area.	Crop.	Area.	Crop.	Area.	Crop.	Area.	Crop.			Area in Crop.	Seed.	Straw.	Fiber.			Area in Crop.	Sugar.	Molasses.	Sugar.	Molasses.		
	Acres.	Bush.	Acres.	Bush.	Acres.	Bush.	Acres.	Bush.	Acres.	Bush.	Acres.	Bush.	Bush.	Bush.	Acres.	Bush.	Tons.	Lbs.	Acs.	Tns.	Acres.	Lbs.	Galls.	Lbs.	Galls.	Acs.	Lbs.
	49	50	51	52	53	54	55	56	57	58	59	60	61	62	63	64	65	66	67	68	69	70	71	72	73	74	75
1					300	12000	16	700			140	2000															
2					10	1000																					
3					25	1000																					
4					25	1000																					
5					15	750																					
6					25	1400																					
7					10	500																					
8					30	1200																					
9					175	8750					20	1200															
10					70	2800	8	200																			

	HOPS. 1879.		POTATOES, (Irish.) 1879.		POTATOES, (Sweet.) 1879.		TOBACCO. 1879.		ORCHARDS—1879.						NURSERIES.		VINEYARDS.			MARKET GARDENS.	BEES—1879.		FOREST PRODUCTS.	
									APPLE.			PEACH.												
	Area.	Crop.	Area.	Crop.	Area.	Crop.	Area.	Crop.	Acres.	Bearing trees.	Bushels. 1879.	Acres.	Bearing trees.	Bushels. 1879.	Total value of orchard products of all kinds sold or consumed.	Acres.	Value of produce sold in 1879.	Acres.	Grapes sold in 1879.	Wine made in 1879.	Value of produce sold in 1879.	Honey.	Wax.	Amount of wood cut in 1879.	Value of all forest products sold or consumed in 1879.
	Acres	Lbs.	Acres.	Bush.	Acres.	Bush.	Acres.	Lbs.	No.	No.	No.	No.	No.	No.	Dollars.	No.	Dollars.	No.	Lbs.	Galls.	Dollars.	Lbs.	Lbs.	Cords.	Dollars.
	76	77	78	79	80	81	82	83	84	85	86	87	88	89	90	91	92	93	94	95	96	97	98	99	100
1			1	200					3	75	100				40										
2			¼	20																					
3			¼	15																					
4																									
5																									
6																									
7																									
8			1	100																					
9			½	40																					
10			½	50			X	1	½	100					40			½	400			200			

PH.

B.

[7—306.]

Page No. 2
Supervisor's Dist: No. 7
Enumeration Dist: No. 135

NOTE A.—The light dotted perpendicular lines, which divide the spaces intended for numbers on this Schedule, are intended to separate the units, tens, &c., from each other, and the Enumerator should be careful that the figures are written within the small spaces so formed, thus: 7|4, the units in the right-hand small spaces. 4|2|1 3|9

NOTE B.—Make an affirmative entry by a slanting line (thus /) in one of the three columns 2, 3, and 4, according as the fact is in the case of each farm—in column 2, if the occupier is the owner of the farm; in column 3, if he is the tenant at a fixed money rental; in column 4, if he conducts it for a share of the product.

NOTE C.—Enumerators will observe that there are 100 questions relating to each farm, which are arranged in four successive divisions of each schedule page.

SCHEDULE 2.—Productions of Agriculture in Richmond Township in the County of Ray, State of Missouri

enumerated by me on the 2nd day of June, 1880. Jno P Clark, *Enumerator.*

OF THE PERSON WHO CONDUCTS THIS FARM.				ACRES OF LAND.				FARM VALUES.			FENCES.		LABOR.			GRASS LANDS.						
	TENURE.			IMPROVED.		UNIMPROVED.										ACREAGE 1879.		PRODUCTS HARVESTED IN 1879.				
THE NAME.	Owner.	Rents for fixed money rental.	Rents for shares of products.	Tilled, including fallow and grass in rotation, (whether pasture or meadow.)	Permanent meadows, permanent pastures, orchards, vineyards.	Woodland and forest.	Other unimproved, including "old fields" not growing wood.	Of farm, including land, fences, and buildings.	Of farming implements and machinery.	Of Live Stock.	Cost of building and repairing in 1879.	Cost of fertilizers purchased in 1879.	Amount paid for wages for farm labor during 1879, including value of board.	Weeks hired labor in 1879 upon farm (and dairy) excluding house-work	Estimated value of all farm productions (sold, consumed, or on hand) for 1879.	Mown.	Not Mown.	Hay.	Clover Seed.	Grass Seed.	Horses of all ages on hand June 1, 1880.	Mules and Asses, all ages, on hand June 1, 1880.
				No.	No.	No.	No.	Dollars.	Dollars.	Dollars.	Dollars.	Dollars.	Dollars.	No.	Dollars.	Acres.	Acres.	Tons.	Bushels.	Bushels.	No.	No.
1	2	3	4	5	6	7	8	9	10	11	12	13	14	15	16	17	18	19	20	21	22	23
1 Imey S D			1	40				800		200					312						1	
2 Reese James H			1	77				1300	200	300			75	20	1012	10		8			1	2
3 Brown George O			1	60				1200	400	450					1550	20		40			1	2
4 Rankin W D & sisters	1			2250	650	2050	1800	150000	1000	18500	200		1650	312	5000	50	200	300			4	15
5 Inman Mathias			1	6				600		150											2	
6 Mullikin Phillips			1	40				800	100	200			10	2	300						4	
7 Mast Francis M			1	30				600	50	500			20	2	400						6	
8 McGaugh William			1	30				600	5	50			20	4	160						1	
9 Austin Thos E		1		15				1000		100			250	27	700						5	
10 Batton John			1	27				540	75	400					200							2

NEAT CATTLE AND THEIR PRODUCTS.											SHEEP.										SWINE.	POULTRY ON HAND JUNE 1ST, 1880, EXCLUSIVE OF SPRING HATCHING.		EGGS PRODUCED IN 1879.
ON HAND JUNE 1, 1880.			MOVEMENT, 1879.								ON HAND JUNE 1, 1880.	MOVEMENT, 1879.							CLIP, SPRING 1880, SHORN AND TO BE SHORN.		ON HAND JUNE 1, 1880.			
			Cattle of all ages					Milk sold, or sent to fact'ry and cheese factories in 1879.	Butter made on the farm in 1879.	Cheese made on the farm in 1879.		Sheep and lambs							Fleeces.	Weight.		Barn-yard.	Other.	
Working oxen.	Milch cows.	Other.	Calves dropped.	Purchased.	Sold living.	Slaughtered.	Died, strayed, and stolen, and not recovered.					Lambs dropped.	Purchased.	Sold living.	Slaughtered.	Killed by dogs.	Died of disease.	Died of stress of weather.						
No.	No.	No.	No.	No.	No.	No.	No.	Gallons.	Lbs.	Lbs.	No.	No.	No.	No.	No.	No.	No.	No.	No.	Lbs.	No.	No.	No.	Doz.
24	25	26	27	28	29	30	31	32	33	34	35	36	37	38	39	40	41	42	43	44	45	46	47	48
1	1	1	2						50													30		60
2	1																				3	50		60
3	2	23	3						200													100		300
4	40	160	40	114	10		3		500			54	35		5		1		40	245	120	150		400
5	1	2	1		1				50												7	50		100
6	1	1		1	1						3	1	1		1				3	41		24		50
7	1	2	1						50												18	50		100
8																					12	20		40
9	5	10	4	1	2				100		101	48		105	6				10	53	340	30	60		120
10	5	14	3						200												25	60		100

CEREALS.										PULSE.		FIBER.						SUGAR.						BROOM CORN. 1879.	
BARLEY. 1879.		BUCKWHEAT. 1879.		INDIAN CORN. 1879.		OATS. 1879.		RYE. 1879.		WHEAT. 1879.			FLAX—1879.			HEMP.		SORGHUM—1879.			MAPLE—1879.				
Area.	Crop.	Area.	Crop.	Area.	Crop.	Area.	Crop.	Area.	Crop.	Area.	Crop.	Castile Peas, (dry,) in 1879.	Beans, (Dry,) in 1879.	Area in Crop.	Seed.	Straw.	Fiber.	Area in Crop.	Sugar.	Molasses.	Sugar.	Molasses.		Area.	Crop.
Acres.	Bush.	Acres.	Bush.	Acres.	Bush.	Acres.	Bush.	Acres.	Bush.	Acres.	Bush.	Bush.	Bush.	Acres.	Bush.	Tons.	Lbs.	Acs.	Tns.	Acres.	Lbs.	Galls.	Lbs.	Galls.	Acs.	Lbs.
49	50	51	52	53	54	55	56	57	58	59	60	61	62	63	64	65	66	67	68	69	70	71	72	73	74	75
				40	1250																					
				77	3750	5	200			36	240															
				60	2500	6	180													32						
				300	12000	20	1200			80	1500															
				40	1500															1		99				
				30	1500	1	40			18	200									1		108				
				20	800																					
				25	2500																					
				27	900															1/2		30				

HOPS. 1879.		POTATOES, (Irish.) 1879.		POTATOES, (Sweet.) 1879.		TOBACCO. 1879.		ORCHARDS—1879.							NURSERIES.		VINEYARDS.			MARKET GARDENS.	BEES—1879.		FOREST PRODUCTS.	
								APPLE.			PEACH.														
Area.	Crop.	Area.	Crop.	Area.	Crop.	Area.	Crop.	Acres.	Bearing trees.	Bushels. 1879.	Acres.	Bearing trees.	Bushels. 1879.	Total value of orchard products of all kinds sold or consumed.	Acres.	Value of produce sold in 1879.	Acres.	Grapes sold in 1879.	Wine made in 1879.	Value of produce sold in 1879.	Honey.	Wax.	Amount of wood cut in 1879.	Value of all forest products sold or consumed in 1879.
Acres.	Lbs.	Acres.	Bush.	Acres.	Bush.	Acres.	Lbs.	No.	No.	No.	No.	No.	No.	Dollars.	No.	Dollars.	No.	Lbs.	Galls.	Dollars.	Lbs.	Lbs.	Cords.	Dollars.
76	77	78	79	80	81	82	83	84	85	86	87	88	89	90	91	92	93	94	95	96	97	98	99	100
		1/2	20																					
		1	350																					
		1	150	1/4	25			6	50	150	2	60		150							75			8000
		1/2	20					37	200	6	1/2	100		2										
		1/2	50					4	75	100				50										
		1/2	20																					
		1/2	50																					

[7–306.]

Received July 30, 1880.

C.

Page No. 3
Supervisor's Dist: No. 7
Enumeration Dist: No. 133

NOTE A.—The light dotted perpendicular lines, which divide the spaces intended for numbers on this Schedule, are intended to separate the units, tens, &c., from each other, and the Enumerator should be careful that the figures are written within the small spaces so formed, thus: 7 4, the units in the right-hand small spaces.

NOTE B.—Make an affirmative entry by a slanting line (thus /) in one of the three columns 2, 3, and 4, according as the fact is in the case of each farm—in column 2, if the occupier is the owner of the farm; in column 3, if he is the tenant at a fixed money rental; in column 4, if he conducts it for a share of the product.

NOTE C.—Enumerators will observe that there are 100 questions relating to each farm, which are arranged in four successive divisions of each schedule page.

SCHEDULE 2.—Productions of Agriculture in Richmond in the County of Ray, State of Indiana

enumerated by me on the Third day of June, 1880. Jno T Burk, *Enumerator.*

OF THE PERSON WHO CONDUCTS THIS FARM.				ACRES OF LAND.				FARM VALUES.			FENCES.		LABOR.			GRASS LANDS.						
	TENURE.			IMPROVED.		UNIMPROVED.										ACREAGE 1879.		PRODUCTS HARVESTED IN 1879.				
THE NAME.	Owner.	Rents for fixed money rental.	Rents for shares of products.	Tilled, including fallow and grass in rotation, (whether pasture or meadow.)	Permanent meadows, permanent pastures, orchards, vineyards.	Woodland and forest.	Other unimproved, including "old fields" not growing wood.	Of farm, including land, fences, and buildings.	Of farming implements and machinery.	Of Live Stock.	Cost of building and repairing in 1879.	Cost of fertilizers purchased in 1879.	Amount paid for wages for farm labor during 1879, including value of board.	Weeks hired labor in 1879 upon farm (and dairy) excluding house-work.	Estimated value of all farm productions (sold, consumed, or on hand) for 1879.	Mown.	Not Mown.	Hay.	Clover Seed.	Grass Seed.	Horses of all ages on hand June 1, 1880.	Mules and Asses, all ages, on hand June 1, 1880.
				No.	No.	No.	No.	Dollars.	Dollars.	Dollars.	Dollars.	Dollars.	Dollars.	No.	Dollars.	Acres.	Acres.	Tons.	Bushels.	Bushels.	No.	No.
1	2	3	4	5	6	7	8	9	10	11	12	13	14	15	16	17	18	19	20	21	22	23
1 Wyers Timothy		1		75				1500	150	1000				100	1000	3	5				6	5
2 Chaney Henry C	1			20				400	30	200					300						2	
3 Bowman W J		1		40	280			4800	40	700	1200				700	3		3				3
4 Jones Jos B	1			320	65	73		6984	350	1300	40		600	160	1400	30	5	20			7	6
5 Brown George		1							300	1000					600	10		3			1	4
6 Boulder E & C	1			195	75			4000	100	1000	30		160	30	1000						10	
7 Straub Jno P	1			44	1	39		2000	50	300			280	52	400						4	2
8 McCaugh Salem	1			250	35	45		6400	300	800	15		100	25	1000	20		3			2	2
9 Wysinger Francis		1								150			50	10	700	30		45			4	1
10 Distler Benjamin	1			100		100	190	5000	200	1000					1000						6	

NEAT CATTLE AND THEIR PRODUCTS.											SHEEP.									SWINE.	POULTRY ON HAND JUNE 1ST, 1880, EXCLUSIVE OF SPRING HATCHING.		EGGS PRODUCED IN 1879.
ON HAND JUNE 1, 1880.			MOVEMENT, 1879.								ON HAND JUNE 1, 1880.	MOVEMENT, 1879.							CLIP, SPRING 1880, SHORN AND TO BE SHORN.					
			Cattle of all ages										Sheep and lambs										
Working oxen.	Milch cows.	Other.	Calves dropped.	Purchased.	Sold living.	Slaughtered.	Died, strayed, and stolen, and not recovered.	Milk sold, or sent to butter and cheese factories in 1879.	Butter made on the farm in 1879.	Cheese made on the farm in 1879.	On hand June 1, 1880.	Lambs dropped.	Purchased.	Sold living.	Slaughtered.	Killed by dogs.	Died of disease.	Died of stress of weather.	Fleeces.	Weight.	On hand June 1, 1880.	Barn-yard.	Other.	
No.	No.	No.	No.	No.	No.	No.	No.	Gallons.	Lbs.	Lbs.	No.	No.	No.	No.	No.	No.	No.	No.	No.	Lbs.	No.	No.	No.	Doz.
24	25	26	27	28	29	30	31	32	33	34	35	36	37	38	39	40	41	42	43	44	45	46	47	48
1	6	24	3		1				100		4						6		3	10	75	15	5	30
2	1																				7	15	8	36
3	3	8	3	1					200												53	20		40
4	5	27	8		6	1	2		500												90	30	25	220
5	5	36	5						300												23	50		150
6	4	3			1				300												8	24		70
7	2	1	1	156		156			200		28	13			2				18	108	38	38		110
8	5	6	3	3	7		1		300		2								2		70	40	10	200
9	1	1	1		1				100												6	20		80
10	7	12	7		5	1			100												42	75	10	226

CEREALS.										PULSE.		FIBER.						SUGAR.					BROOM CORN.	
BARLEY. 1879.		BUCKWHEAT. 1879.		INDIAN CORN. 1879.		OATS. 1879.		RYE. 1879.		WHEAT. 1879.		Canada Peas, (Dry.) in 1879.	Beans, (Dry.) in 1879.	FLAX—1879.			HEMP.			SORGHUM—1879.		MAPLE—1879.			1879.	
Area.	Crop.	Area.	Crop.	Area.	Crop.	Area.	Crop.	Area.	Crop.	Area.	Crop.			Area in Crop.	Seed.	Straw.	Fiber.			Area in Crop.	Sugar.	Molasses.	Sugar.	Molasses.		
Acres.	Bush.	Acres.	Bush.	Acres.	Bush.	Acres.	Bush.	Acres.	Bush.	Acres.	Bush.	Bush.	Bush.	Acres.	Bush.	Tons.	Lbs.	Acs.	Tns.	Acres.	Lbs.	Galls.	Lbs.	Galls.	Acs.	Lbs.
49	50	51	52	53	54	55	56	57	58	59	60	61	62	63	64	65	66	67	68	69	70	71	72	73	74	75
1				75	2500																					
2				20	1200																					
3				35	2000						60															
4				115	4000	10	300	11	300	50	600															
5				75	2200																					
6				80	3500																	30				
7				30	1500	5	150																			
8				20	1000					35	425															
9				100	4000	20	400			45	219															
10				50	1750	7	140			27	351															

HOPS. 1879.		POTATOES, (Irish.) 1879.		POTATOES, (Sweet.) 1879.		TOBACCO. 1879.		ORCHARDS—1879.					NURSERIES.		VINEYARDS.			MARKET GARDENS.	BEES—1879.		FOREST PRODUCTS.	
								APPLE.			PEACH.											
Area.	Crop.	Area.	Crop.	Area.	Crop.	Area.	Crop.	Acres.	Bearing trees.	Bushels. 1879.	Acres.	Bearing trees.	Bushels. 1879.	Total value of orchard products of all kinds sold or consumed.	Acres.	Value of produce sold in 1879.	Acres.	Grapes sold in 1879.	Wine made in 1879.	Value of produce sold in 1879.	Honey.	Wax.	Amount of wood cut in 1879.	Value of all forest products sold or consumed in 1879.
Acres.	Lbs.	Acres.	Bush.	Acres.	Bush.	Acres.	Lbs.	No.	No.	No.	No.	No.	No.	Dollars.	No.	Dollars.	No.	Lbs.	Galls.	Dollars.	Lbs.	Lbs.	Cords.	Dollars.
76	77	78	79	80	81	82	83	84	85	86	87	88	89	90	91	92	93	94	95	96	97	98	99	100
		1	50																					
		1/2	15																					
		1/2	25	3/4	25			4	175	20				20										290
		1/2	20																					
		1	60					1	50															
		1/4	20					3	100	40	1/4	50	4	15										
		1 1/4	300																					
		1/4	20																		300	20		20

D.

[7—306.]

Page No. 4
Supervisor's Dist: No. 7
Enumeration Dist: No. 135

NOTE A.—The light dotted perpendicular lines, which divide the spaces intended for numbers on this Schedule, are intended to separate the units, tens, &c., from each other, and the Enumerator should be careful that the figures are written within the small spaces so formed, thus: | 7 | 4 |, the units | 4 | 2 | in the right-hand small spaces. | 3 | 9 |

NOTE B.—Make an affirmative entry by a slanting line (thus /) in one of the three columns 2, 3, and 4, according as the fact is in the case of each farm—in column 2, if the occupier is the owner of the farm; in column 3, if he is the tenant at a fixed money rental; in column 4, if he conducts it for a share of the product.

NOTE C.—Enumerators will observe that there are 100 questions relating to each farm, which are arranged in four successive divisions of each schedule page.

SCHEDULE 2.—Productions of Agriculture in Richmond Township in the County of Clay, State of Missouri

enumerated by me on the Seventh day of June, 1880. Jno T Quick, *Enumerator.*

OF THE PERSON WHO CONDUCTS THIS FARM.				ACRES OF LAND.				FARM VALUES.			FENCES.		LABOR.			GRASS LANDS.						
	TENURE.			IMPROVED.		UNIMPROVED.										ACREAGE 1879.		PRODUCTS HARVESTED IN 1879.				
THE NAME.	Owner.	Rents for fixed money rental.	Rents for shares of products.	Tilled, including fallow and grass in rotation, (whether pasture or meadow.)	Permanent meadows, permanent pastures, orchards, vineyards.	Woodland and forest.	Other unimproved, including "old fields" not growing wood.	Of farm, including land, fences, and buildings.	Of farming implements and machinery.	Of Live Stock.	Cost of building and repairing in 1879.	Cost of fertilizers purchased in 1879.	Amount paid for wages for farm labor during 1879, including value of board.	Weeks hired labor in 1879 upon farm (and dairy) excluding house-work.	Estimated value of all farm productions (sold, consumed, or on hand) for 1879.	Mown.	Not Mown.	Hay.	Clover Seed.	Grass Seed.	Horses of all ages on hand June 1, 1880.	Mules and Asses, all ages, on hand June 1, 1880.
				No.	No.	No.	No.	Dollars.	Dollars.	Dollars.	Dollars.	Dollars.	Dollars.	No.	Dollars.	Acres.	Acres.	Tons.	Bushels.	Bushels.	No.	No.
	2	3	4	5	6	7	8	9	10	11	12	13	14	15	16	17	18	19	20	21	22	23
1 Clark Rufus	/			55	8	23		1500	500	400	50				600	5		3			2	1
2 Murray Jesse	/			140		20	53	1700	100	600	100				850	5		6			3	8
3 Allen Samuel			1	30				300	50	300					400						2	1
4 Hacksmith Edward			1	20				400	50	150					200						2	
5 Bowman Nelson			1	30				450	60	500					500	10		8			3	2
6 Giles Henry			1	40				600	35	100					500						2	1
7 Redman John Sr	/			30	4	27		1700	200	500	5		10	2	500	3		6			5	
8 Redman Asa			1	40				800	75	150					500						2	1
9 Patterson William S	/			75				1500	150	350			40		800						1	3
10 Clemons John			1	35				700	40	600					350						6	

NEAT CATTLE AND THEIR PRODUCTS.											SHEEP.										SWINE.	POULTRY ON HAND JUNE 1st, 1880, EXCLUSIVE OF SPRING HATCHING.		EGGS PRODUCED IN 1879.
ON HAND JUNE 1, 1880.			MOVEMENT, 1879.								ON HAND JUNE 1, 1880.	MOVEMENT, 1879.							CLIP, SPRING 1880, SHORN AND TO BE SHORN.					
			Cattle of all ages									Lambs dropped.	Sheep and lambs						Fleeces.	Weight.				
Working oxen.	Milch cows.	Other.	Calves dropped.	Purchased.	Sold living.	Slaughtered.	Died, strayed, lost or let and not recovered.	Milk sold, or sent to butter and cheese factories in 1879.	Butter made on the farm in 1879.	Cheese made on the farm in 1879.			Purchased.	Sold living.	Slaughtered.	Killed by dogs.	Died of disease.	Died of access of weather.			On hand June 1, 1880.	Barn-yard.	Other.	
No.	No.	No.	No.	No.	No.	No.	No.	Gallons.	Lbs.	Lbs.	No.	No.	No.	No.	No.	No.	No.	No.	No.	Lbs.	No.	No.	No.	Doz.
24	25	26	27	28	29	30	31	32	33	34	35	36	37	38	39	40	41	42	43	44	45	46	47	48
	3	4	2		2		1		300		33	9			3		1/2		25	150	38	36	6	118
	10	12	4	9					450												70	57		150
																					42	36		108
	1	1																						
	4	4	4						300												10	25		75
	1	1	1		1				100												15	24		95
	2	2	1						400												20	48		192
	3	6	3	1					200												18	60		120
	2	2	1																		15	20		60

CEREALS.												PULSE.		FIBER.						SUGAR.					BROOM CORN. 1879.	
BARLEY. 1879.		BUCKWHEAT. 1879.		INDIAN CORN. 1879.		OATS. 1879.		RYE. 1879.		WHEAT. 1879.		Canada Peas, (1879.) in 1879.	Beans, (Dry.) in 1879.	FLAX—1879.			HEMP.			SORGHUM—1879.			MAPLE—1879.			
Area.	Crop.	Area.	Crop.	Area.	Crop.	Area.	Crop.	Area.	Crop.	Area.	Crop.			Area in Crop.	Seed.	Straw.	Fiber.			Area in Crop.	Sugar.	Molasses.	Sugar.	Molasses.		
Acres.	Bush.	Acres.	Bush.	Acres.	Bush.	Acres.	Bush.	Acres.	Bush.	Acres.	Bush.	Bush.	Bush.	Acres.	Bush.	Tons.	Lbs.	Acs.	Tns.	Acres.	Lbs.	Galls.	Lbs.	Galls.	Acs.	Lbs.
49	50	51	52	53	54	55	56	57	58	59	60	61	62	63	64	65	66	67	68	69	70	71	72	73	74	75
				75	2625					30	150															
				30	1500					20	180															
				20	900																					
				30	900	10	200			20	200															
				40	1200																					
				22	1000	7	210	2	25	10	120															
				40	2000	8	160																			
				75	3000					35	415															
				35	1400																					

HOPS. 1879.		POTATOES, (Irish.) 1879.		POTATOES, (Sweet.) 1879.		TOBACCO. 1879.		ORCHARDS—1879.						Total value of orchard products of all kinds sold or consumed.	NURSERIES.		VINEYARDS.			MARKET GARDENS.	BEES—1879.		FOREST PRODUCTS.	
								APPLE.			PEACH.													
Area.	Crop.	Area.	Crop.	Area.	Crop.	Area.	Crop.	Acres.	Bearing trees.	Bushels. 1879.	Acres.	Bearing trees.	Bushels. 1879.		Acres.	Value of produce sold in 1879.	Acres.	Grapes sold in 1879.	Wine made in 1879.	Value of produce sold in 1879.	Honey.	Wax.	Amount of wood cut in 1879.	Value of all forest products sold or consumed in 1879.
Acres.	Lbs.	Acres.	Bush.	Acres.	Bush.	Acres.	Lbs.	No.	No.	No.	No.	No.	No.	Dollars.	No.	Dollars.	No.	Lbs.	Galls.	Dollars.	Lbs.	Lbs.	Cords.	Dollars.
76	77	78	79	80	81	82	83	84	85	86	87	88	89	90	91	92	93	94	95	96	97	98	99	100
		1/2	20																					
		1/2	150					3	125															
		1/2	20																					

[7–306.]

Received July 30, 1880. A.

Page No. 5
Supervisor's Dist: No. 7
Enumeration Dist: No. 135

NOTE A.—The light dotted perpendicular lines, which divide the spaces intended for numbers on this Schedule, are intended to separate the units, tens, &c., from each other, and the Enumerator should be careful that the figures are written within the small spaces so formed, thus: | 7 | 4 |, the units | 4 | 2 | 1 | in the right-hand small spaces. | 3 | 9 |

NOTE B.—Make an affirmative entry by a slanting line (thus /) in one of the three columns 2, 3, and 4, according as the fact is in the case of each farm—in column 2, if the occupier is the owner of the farm; in column 3, if he is the tenant at a fixed money rental; in column 4, if he conducts it for a share of the product.

NOTE C.—Enumerators will observe that there are 100 questions relating to each farm, which are arranged in four successive divisions of each schedule page.

SCHEDULE 2.—Productions of Agriculture in Richmond Township in the County of Ray, State of Missouri

enumerated by me on the Eighth day of June, 1880.

Jno A. Burk
Enumerator.

OF THE PERSON WHO CONDUCTS THIS FARM.				ACRES OF LAND.				FARM VALUES.			FENCES.		LABOR.			GRASS LAND.						
	TENURE.			IMPROVED.		UNIMPROVED.										ACREAGE 1879.		PRODUCTS HARVESTED IN 1879.				
THE NAME.	Owner.	Rents for fixed money rental.	Rents for shares of products.	Tilled, including fallow and grass in rotation, (whether pasture or meadow.)	Permanent meadows, permanent pastures, orchards, vineyards.	Woodland and forest.	Other unimproved, including "old fields" not growing wood.	Of farm, including land, fences, and buildings.	Of farming implements and machinery.	Of Live Stock.	Cost of building and repairing in 1879.	Cost of fertilizers purchased in 1879.	Amount paid for wages for farm labor during 1879, including value of board.	Weeks hired labor in 1879 upon farm (and dairy) (exluding house-work	Estimated value of all farm productions (sold, consumed, or on hand) for 1879.	Mown.	Not Mown.	Hay.	Clover Seed.	Grass Seed.	Horses of all ages on hand June 1, 1880.	Mules and Asses, all ages, on hand June 1, 1880.
				No.	No.	No.	No.	Dollars.	Dollars.	Dollars.	Dollars.	Dollars.	Dollars.	No.	Dollars.	Acres.	Acres.	Tons.	Bushels.	Bushels.	No.	No.
1	2	3	4	5	6	7	8	9	10	11	12	13	14	15	16	17	18	19	20	21	22	23
1 Wright Robert Jr.	1			140	10	70		3730	100	1000			100	12	500	20		15			15	3
2 Lybrod Frank			1	85				1000	100	500					400						8	2
3 Stewart Thos S.			1	18				300	100	200					250							2
4 Hall Henry	1		1	60				1200	100	230					500						4	
5 Davis Nathaniel	1			160	60	30		6000	50	150					300						1	
6 Peters W. S.			1	80	40			1800	150	300					400						4	
7 Miller F. M.	1			400	20	60		14000	100	1400	300		300	40	1500	20		20			2	
8 Walker William			1	20				400	100	300					250						2	2
9 Williams Henry			1	20				400	100	400					300						3	
10 Salie Joseph			1	13				260	100	250					150						1	1

NEAT CATTLE AND THEIR PRODUCTS.

ON HAND JUNE 1, 1880.			MOVEMENT, 1879.							
			Cattle of all ages.							
Working oxen.	Milch cows.	Other.	Calves dropped.	Purchased.	Sold living.	Slaughtered.	Died, strayed, and st len, and not recovered.	Milk sold, or sent to butter and cheese factories in 1879.	Butter made on the farm in 1879.	Cheese made on the farm in 1879.
No.	No.	No.	No.	No.	No.	No.	No.	Gallons.	Lbs.	Lbs.
24	25	26	27	28	29	30	31	32	33	34
1	5	26	5		13		3		350	
2	1		4		3				100	
3	1	2	1						100	
4	2			2	2				160	
5	3	6	3						100	
6	1		2		3				100	
7	5	6	6				1		200	
8	1								100	
9	2	2							150	
10	2	1							200	

SHEEP.

ON HAND JUNE 1, 1880.	MOVEMENT, 1879.							CLIP, SPRING 1880, SHORN AND TO BE SHORN.		SWINE.	POULTRY ON HAND JUNE 1ST, 1880, EXCLUSIVE OF SPRING HATCHING.		EGGS PRODUCED IN 1879.
		Sheep and lambs											
On hand June 1, 1880.	Lambs dropped.	Purchased	Sold living.	Slaughtered.	Killed by dogs.	Died of disease.	Died of stress of weather.	Fleeces.	Weight.	On hand June 1, 1880.	Barn-yard.	Other.	
No.	No.	No.	No.	No.	No.	No.	No.	No.	Lbs.	No.	No.	No.	Doz.
35	36	37	38	39	40	41	42	43	44	45	46	47	48
										50	40	36	178
										30	30	14	175
										13	30	1	80
											50	10	250
										20	40		108
										3	100	3	400
										20	40		160
											40		160
										30	36	30	150
										34	25		100

CEREALS.

BARLEY, 1879.		BUCKWHEAT, 1879.		INDIAN CORN, 1879.		OATS, 1879.		RYE, 1879.		WHEAT, 1879.		PULSE.		FIBER.						SUGAR.						BROOM CORN, 1879.	
														FLAX—1879.				HEMP.		SORGHUM—1879.			MAPLE—1879.				
Area.	Crop.	Area.	Crop.	Area.	Crop.	Area.	Crop.	Area.	Crop.	Area.	Crop.	Canada Peas, (Dry.) in 1879.	Beans, (Dry.) in 1879.	Area in Crop.	Seed	Straw.	Fiber.			Area in Crop.	Sugar.	Molasses.	Sugar.	Molasses.			
Acres.	Bush.	Acres.	Bush.	Acres.	Bush.	Acres.	Bush.	Acres.	Bush.	Acres.	Bush.	Bush.	Bush.	Acres.	Bush.	Tons.	Lbs.	Acs.	Tns.	Acres.	Lbs.	Galls.	Lbs.	Gallons.	Acs.	Lbs.
49	50	51	52	53	54	55	56	57	58	59	60	61	62	63	64	65	66	67	68	69	70	71	72	73	74	75
1				60	1000	50	1500	30	400	25	140															
2				85	1750					30	100															
3				18	900																					
4				60	3000	20	160			10	70															
5				30	1500																					
6				40	2000																					
7				120	5000	20	500			20	400															
8				20	1000																					
9				25	750					7	90															
10				13	700																					

ROPS. 1879.		POTATOES, (Irish.) 1879.		POTATOES, (Sweet.) 1879.		TOBACCO. 1879.		ORCHARDS—1879.						NURSERIES.		VINEYARDS.			MARKET GARDENS.	BEES—1879.		FOREST PRODUCTS.	
								APPLE.			PEACH.												
Area.	Crop.	Area.	Crop.	Area.	Crop.	Area.	Crop.	Acres.	Bearing trees.	Bushels. 1879.	Acres.	Bearing trees.	Bushels. 1879.	Total value of orchard products of all kinds sold or consumed.	Acres.	Value of produce sold in 1879.	Acres.	Grapes sold in 1879.	Wine made in 1879.	Value of produce sold in 1879.	Honey.	Wax.	Amount of wood cut in 1879.	Value of all forest products sold or consumed in 1879.
Acres.	Lbs.	Acres.	Bush.	Acres.	Bush.	Acres.	Lbs.	No.	No.	No.	No.	No.	No.	Dollars.	No.	Dollars.	No.	Lbs.	Galls.	Dollars.	Lbs.	Lbs.	Cords.	Dollars.
76	77	78	79	80	81	82	83	84	85	86	87	88	89	90	91	92	93	94	95	96	97	98	99	100
		1	50																		100			75
		1/2	25																					
		1 1/2	100																					
		1/4	30																					
		1/4	30																		100			100
		1/2	30					6	300															
		1/2	40																					
		1/2	50																		100			
		1/2	40																					

B.

[7–306.]

Page No. 6
Supervisor's Dist: No. 7
Enumeration Dist: No. 135

NOTE A.—The light dotted perpendicular lines, which divide the spaces intended for numbers on this Schedule, are intended to separate the units, tens, &c., from each other, and the Enumerator should be careful that the figures are written within the small spaces so formed, thus: 7|4, the units in the right-hand small spaces. 4|2|1 3|9

NOTE B.—Make an affirmative entry by a slanting line (thus /) in one of the three columns 2, 3, and 4, according as the fact is in the case of each farm—in column 2, if the occupier is the owner of the farm; in column 3, if he is the tenant at a fixed money rental; in column 4, if he conducts it for a share of the product.

NOTE C.—Enumerators will observe that there are 100 questions relating to each farm, which are arranged in four successive divisions of each schedule page.

SCHEDULE 2.—Productions of Agriculture in Richmond Point Dist in the County of Ray, State of Missouri

enumerated by me on the Ninth day of June, 1880. Jno T Quirk, *Enumerator.*

OF THE PERSON WHO CONDUCTS THIS FARM.				ACRES OF LAND.				FARM VALUES.			FENCES.		LABOR.			GRASS LANDS.						
	TENURE.			IMPROVED.		UNIMPROVED.										ACREAGE 1879.		PRODUCTS HARVESTED IN 1879.				
THE NAME.	Owner.	Rents for fixed money rental.	Rents for shares of products.	Tilled, including fallow and grass in rotation, (whether pasture or meadow.)	Permanent meadows, permanent pastures, orchards, vineyards.	Woodland and forest.	Other unimproved, including "old fields" not growing wood.	Of farm, including land, fences, and buildings.	Of farming implements and machinery.	Of Live Stock.	Cost of building and repairing in 1879.	Cost of fertilizers purchased in 1879.	Amount paid for wages for farm labor during 1879, including value of board.	Weeks hired labor in 1879 upon farm (and dairy) excluding house-work.	Estimated value of all farm productions (sold, consumed, or on hand) for 1879.	Mown.	Not Mown.	Hay.	Clover Seed.	Grass Seed.	Horses of all ages on hand June 1, 1880.	Mules and Asses, all ages, on hand June 1, 1880.
				No.	No.	No.	No.	Dollars.	Dollars.	Dollars.	Dollars.	Dollars.	Dollars.	No.	Dollars.	Acres.	Acres.	Tons.	Bushels.	Bushels.	No.	No.
1	2	3	4	5	6	7	8	9	10	11	12	13	14	15	16	17	18	19	20	21	22	23
1 Jacobs Jas T	1			100	40	20		3200	160	800	50		40	5	600	12		4			1	
2 Riley Jerry			1	35	5	40		350	20	200					400						1	
3 Buesing Peter			1	80	10	40		1450	100	200					350						2	
4 Fletcher Jno T			1	30				600	40	100					200						1	
5 Dickey Elisha	1			90	10	60		3560	100	800					600	6		3			2	2
6 Mass William	1			160	20	45		3375	75	350					800	8	10	5			2	2
7 Hill Rufus	1			120	50	70		3780	200	1000	30		200	52	700	30	10	20			2	2
8 Hill Shelton T	1			90	15	30		1800	90	600	25		15	2	600	10	2	12			1	1
9 McLeod Joseph	1			40	2	38		800	50	600			50	10	600	5		3			1	1
10 Lewis Mary J	1			19				400		175					50						1	

NEAT CATTLE AND THEIR PRODUCTS.

ON HAND JUNE 1, 1880.			MOVEMENT, 1879.								
			Cattle of all ages								
Working oxen.	Milch cows.	Other.	Calves dropped.	Purchased.	Sold living.	Slaughtered.	Died, strayed, and stolen, and not recovered.	Milk sold, or sent to bat ter and cheese factories in 1879.	Butter made on the farm in 1879.	Cheese made on the farm in 1879.
No.	No.	No.	No.	No.	No.	No.	No.	Gallons.	Lbs.	Lbs.
24	25	26	27	28	29	30	31	32	33	34
	4	6	2						365	
	3	4	1		2				100	
	3		1						100	
	2								75	
	2	1			3				200	
	6	14	1				1		300	
	7	6	3		4				400	
	4	1	7		4				500	
	4	10	3		3		1		300	
	2	1	1		1				200	

SHEEP.

On hand June 1, 1880.	MOVEMENT, 1879.							CLIP, SPRING 1880, SHORN AND TO BE SHORN.		SWINE.	POULTRY ON HAND JUNE 1st, 1880, EXCLUSIVE OF SPRING HATCHING.		EGGS PRODUCED IN 1879.
	Lambs dropped.	Sheep and lambs						Fleeces.	Weight.	On hand June 1, 1880.	Barn-yard.	Other.	
		Purchased.	Sold living.	Slaughtered.	Killed by dogs.	Died of disease.	Died of stress of weather.						
No.	No.	No.	No.	No.	No.	No.	No.	No.	Lbs.	No.	No.	No.	Doz.
35	36	37	38	39	40	41	42	43	44	45	46	47	48
										60	36		108
										18	36		108
										20	24		72
										10	36		144
13	1			4		3		13	65	100	50		150
										100	70		210
										40	60		180
										30	100		300
41	11			2	1	2		30	150	40	28		74
										1	16		48

CEREALS.

BARLEY. 1879.		BUCKWHEAT. 1879.		INDIAN CORN. 1879.		OATS. 1879.		RYE. 1879.		WHEAT. 1879.		PULSE.		FIBER. FLAX—1879.				FIBER. Hemp.		SUGAR. SORGHUM—1879.			SUGAR. MAPLE—1879.		BROOM CORN. 1879.	
Area.	Crop.	Area.	Crop.	Area.	Crop.	Area.	Crop.	Area.	Crop.	Area.	Crop.	Canada Peas, (Dry.) in 1879.	Beans, (Dry.) in 1879.	Area in Crop.	Seed.	Straw.	Fiber.	Acs.	Tns.	Area in Crop.	Sugar.	Molasses.	Sugar.	Molasses.		
Acres.	Bush.	Acres.	Bush.	Acres.	Bush.	Acres.	Bush.	Acres.	Bush.	Acres.	Bush.	Bush.	Bush.	Acres.	Bush.	Tons.	Lbs.			Acres.	Lbs.	Galls.	Lbs.	Galls.	Acs.	Lbs.
49	50	51	52	53	54	55	56	57	58	59	60	61	62	63	64	65	66	67	68	69	70	71	72	73	74	75
				35	1400	8	240			12	100									2		320				
				35	1650																					
				30	1500					5	30															
				50	2000																					
				40	1200	6	100			12	100									1		40				
				116	3480	12	240																			
				25	1000					20	308															
				35	1400					12	80															
				40	2000	2	50			20	200									1		40				

HOPS. 1879.		POTATOES, (Irish.) 1879.		POTATOES, (Sweet.) 1879.		TOBACCO. 1879.		ORCHARDS—1879. APPLE.			PEACH.				NURSERIES.		VINEYARDS.			MARKET GARDENS.	BEES—1879.		FOREST PRODUCTS.	
Area.	Crop.	Area.	Crop.	Area.	Crop.	Area.	Crop.	Acres.	Bearing trees.	Bushels. 1879.	Acres.	Bearing trees.	Bushels. 1879.	Total value of orchard products of all kinds sold or consumed.	Acres.	Value of produce sold in 1879.	Acres.	Grapes sold in 1879.	Wine made in 1879.	Value of produce sold in 1879.	Honey.	Wax.	Amount of wood cut in 1879.	Value of all forest products sold or consumed in 1879.
Acres.	Lbs.	Acres.	Bush.	Acres.	Bush.	Acres.	Lbs.	No.	No.	No.	No.	No.	No.	Dollars.	No.	Dollars.	No.	Lbs.	Galls.	Dollars.	Lbs.	Lbs.	Cords.	Dollars.
76	77	78	79	80	81	82	83	84	85	86	87	88	89	90	91	92	93	94	95	96	97	98	99	100
		3/4	100					2	100	1				1							500	25		
		1/2	20																					
		1/2	15																					
		1/2	20					1 1/2	120		1	75												
								1	100	20														
		1/2	15					1 1/2	80															10
		1	30																					

Received July 30 1880.

C.

Page No. 7
Supervisor's Dist: No. 7
Enumeration Dist: No. 135

NOTE A.—The light dotted perpendicular lines, which divide the spaces intended for numbers on this Schedule, are intended to separate the units, tens, &c., from each other, and the Enumerator should be careful that the figures are written within the small spaces so formed, thus: 7 4, the units in the right-hand small spaces. 4 2 1 3 9

NOTE B.—Make an affirmative entry by a slanting line (thus /) in one of the three columns 2, 3, and 4, according as the fact is in the case of each farm—in column 2, if the occupier is the owner of the farm; in column 3, if he is the tenant at a fixed money rental; in column 4, if he conducts it for a share of the product.

NOTE C.—Enumerators will observe that there are 100 questions relating to each farm, which are arranged in four successive divisions of each schedule page.

SCHEDULE 2.—Productions of Agriculture in Richmond Township in the County of Ray, State of Missouri

enumerated by me on the First day of June, 1880. Jno T Burk, *Enumerator.*

	OF THE PERSON WHO CONDUCTS THIS FARM.				ACRES OF LAND.				FARM VALUES.			FENCES.		LABOR.			GRASS LANDS.						
		TENURE.			IMPROVED.		UNIMPROVED.										ACREAGE 1879.		PRODUCTS HARVESTED IN 1879.				
	THE NAME.	Owner.	Rents for fixed money rental.	Rents for shares of products.	Tilled, including fallow and grass in rotation, (whether pasture or meadow.)	Permanent meadows, permanent pastures, orchards, vineyards.	Woodland and forest.	Other unimproved, including "old fields" not growing wood.	Of farm, including land, fences, and buildings.	Of farming implements and machinery.	Of Live Stock.	Cost of building and repairing in 1879.	Cost of fertilizers purchased in 1879.	Amount paid for wages for farm labor during 1879, including value of board.	Weeks hired labor in 1879 upon farm and dairy) excluding house-work.	Estimated value of all farm productions (sold, consumed, or on hand) for 1879.	Mown.	Not Mown.	Hay.	Clover Seed.	Grass Seed.	Horses of all ages on hand June 1, 1880.	Mules and Asses, all ages, on hand June 1, 1880.
					No.	No.	No.	No.	Dollars.	Dollars.	Dollars.	Dollars.	Dollars.	Dollars.	No.	Dollars.	Acres.	Acres.	Tons.	Bushels.	Bushels.	No.	No.
	1	2	3	4	5	6	7	8	9	10	11	12	13	14	15	16	17	18	19	20	21	22	23
1	Liermann Mary	1			53		25		800	30	300					1200						1	1
2	Rumbins Frank	1			215	31	174		10400	400	2400	200	1	360	52	1000	10		10			1	5
3	Brown Jno C	1			275	25	60		6900	70	415	40		134	20	600	30	100	35			1	1
4	Clark Samuel A		1		32				600	50	300	35		45	12	400						1	2
5	Catron Samuel	1			75	15	120		1840		60	5				360	15		15				
6	Johnson Oliver M	1			30	6			2000	40	350	25				150						2	1
7	Falk John	1			190	95			4000	350	2000	60		150	52	800	35	8	12			7	5
8	McClane Meglamm	1			200	150	50		1000	50	1000	10		300	50	1000	50		10			2	
9	Crupper Michael M	1			450	180	97		12000	1000	6000	200		500	104	3000	50		50			20	2
10	Price Millian Jr	1			140	22	170		5600	100	1000			30	8	500	12		3			1	2

	NEAT CATTLE AND THEIR PRODUCTS.											SHEEP.										SWINE.	POULTRY ON HAND JUNE 1st, 1880, EXCLUSIVE OF SPRING HATCHING.		
	ON HAND JUNE 1, 1880.			MOVEMENT, 1879.									MOVEMENT, 1879.							CLIP, SPRING 1880, SHORN AND TO BE SHORN.						
					Cattle of all ages								Sheep and lambs												
	Working oxen.	Milch cows.	Other.	Calves dropped.	Purchased.	Sold living.	Slaughtered.	Died, strayed, and stolen, and not recovered.	Milk sold, or sent to butter and cheese factories in 1879.	Butter made on the farm in 1879.	Cheese made on the farm in 1879.	On hand June 1, 1880.	Lambs dropped.	Purchased.	Sold living.	Slaughtered.	Killed by dogs.	Died of disease.	Died of stress of weather.	Fleeces.	Weight.	On hand June 1, 1880.	Barn-yard.	Other.	Eggs produced in 1879.
	No.	No.	No.	No.	No.	No.	No.	No.	Gallons.	Lbs.	Lbs.	No.	No.	No.	No.	No.	No.	No.	No.	No.	Lbs.	No.	No.	No.	Doz.
	24	25	26	27	28	29	30	31	32	33	34	35	36	37	38	39	40	41	42	43	44	45	46	47	48
1		2	4			1				50												40	50	10	150
2		5	35	4						300		100	20			10		12		60	260	70	50	20	160
3		3		3	1	2			40	400												20	100		300
4		3	7	3		2				75		7	4							7	40	22	50		150
5		3								100													20		60
6		2								200												3	24		75
7		8	22	4						400		45	20		2	4			2	26	208	28	48		240
8		3	10							150		91	24			10			1	91	600	32	40	5	160
9		15	63	15	100	100	3	5		1200		25	12	7	9					15	210	45	30		90
10		6	16	8	6	2		1		150												35	70		280

	CEREALS.										PULSE.		FIBER.						SUGAR.					BROOM-CORN, 1879.	
	BARLEY, 1879.		BUCKWHEAT, 1879.		INDIAN CORN, 1879.		OATS, 1879.		RYE, 1879.		WHEAT, 1879.				FLAX—1879.			HEMP.		SORGHUM—1879.		MAPLE—1879.				
	Area.	Crop.	Area.	Crop.	Area.	Crop.	Area.	Crop.	Area.	Crop.	Area.	Crop.	Castabla Peas, (Dry), in 1879.	Beans, (Dry), in 1879.	Area in Crop.	Seed.	Straw.	Fiber.		Area in Crop.	Sugar.	Molasses.	Sugar.	Molasses.		
	Acres.	Bush.	Acres.	Bush.	Acres.	Bush.	Acres.	Bush.	Acres.	Bush.	Acres.	Bush.	Bush.	Bush.	Acres.	Bush.	Tons.	Lbs.	Acres.	Acres.	Lbs.	Galls.	Lbs.	Galls.	Acres.	Lbs.
	49	50	51	52	53	54	55	56	57	58	59	60	61	62	63	64	65	66	67	68	69	70	71	72	73	74	75
1					35	4500			2	28	10	85														
2					210	3000	20	700			20	150														
3					400	7200	25	400			10	30														
4					32	1600					12	110														
5					40	1250					15	150														
6					18	810	5	100																		
7					30	1500	10	300			26	214														
8					~~30~~ 30	1500																				
9					200	10000	8	150			20	150								1/3		50				
10					70	2100	3	60			4	25														

	HOPS, 1879.		POTATOES, (Irish.) 1879.		POTATOES, (Sweet.) 1879.		TOBACCO, 1879.		ORCHARDS—1879.						NURSERIES.		VINEYARDS.			MARKET GARDENS.	BEES—1879.		FOREST PRODUCTS.	
									APPLE.			PEACH.												
	Area.	Crop.	Area.	Crop.	Area.	Crop.	Area.	Crop.	Acres.	Bearing trees.	Bushels, 1879.	Acres.	Bearing trees.	Bushels, 1879.	Total value of orchard products of all kinds sold or consumed.	Acres.	Value of produce sold in 1879.	Acres.	Grapes sold in 1879.	Wine made in 1879.	Value of produce sold in 1879.	Honey.	Wax.	Amount of wood cut in 1879.	Value of all forest products sold or consumed in 1879.
	Acres.	Lbs.	Acres.	Bush.	Acres.	Bush.	Acres.	Lbs.	No.	No.	No.	No.	No.	No.	Dollars.	No.	Dollars.	No.	Lbs.	Gallons.	Dollars.	Lbs.	Lbs.	Cords.	Dollars.
	76	77	78	79	80	81	82	83	84	85	86	87	88	89	90	91	92	93	94	95	96	97	98	99	100
1			1	50																					
2			1	50					16																1
3			3/4	50	1/8	10			4	225	400	1	100	50	125										60 2
4			1/4	20																					3
5																									4
6			1/4	20					1	100															~~40~~ 5
7			3/4	60	1/4	20			.5	200	60			1	30										6
8									4	100															7
9			1/3	30					10	300	100	1	200		50							1000	100		8
10			1/4	30					3	30	20				10										9
																									10

B

D.

[7—306.]

Page No. 8
Supervisor's Dist: No. 7
Enumeration Dist: No. 135

NOTE A.—The light dotted perpendicular lines, which divide the spaces intended for numbers on this Schedule, are intended to separate the units, tens, &c., from each other, and the Enumerator should be careful that the figures are written within the small spaces so formed, thus: 7 4, the units in the right-hand small spaces. 4 2 1 3 9

NOTE B.—Make an affirmative entry by a slanting line (thus /) in one of the three columns 2, 3, and 4, according as the fact is in the case of each farm—in column 2, if the occupier is the owner of the farm; in column 3, if he is the tenant at a fixed money rental; in column 4, if he conducts it for a share of the product.

NOTE C.—Enumerators will observe that there are 100 questions relating to each farm, which are arranged in four successive divisions of each schedule page.

SCHEDULE 2.—Productions of Agriculture in Richmond Township in the County of Ray, State of Missouri

enumerated by me on the Eleventh day of June, 1880. Jno T Daniel, *Enumerator.*

OF THE PERSON WHO CONDUCTS THIS FARM.				ACRES OF LAND.				FARM VALUES.			FENCES.		LABOR.			GRASS LANDS.						
	TENURE.			IMPROVED.		UNIMPROVED.										ACREAGE 1879.		PRODUCTS HARVESTED IN 1879.				
THE NAME.	Owner.	Rents for fixed money rental.	Rents for shares of products.	Tilled, including fallow and grass in rotation, (whether pasture or meadow.)	Permanent meadows, permanent pastures, orchards, vineyards.	Woodland and forest.	Other unimproved, including waste and fields not growing wood.	Of farm, including land, fences, and buildings.	Of farming implements and machinery.	Of Live Stock.	Cost of building and repairing in 1879.	Cost of fertilizers purchased in 1879.	Amount paid for wages for farm labor during 1879, including value of board.	Weeks hired labor in 1879 upon farm (and dairy) excluding house-work.	Estimated value of all farm productions (sold, consumed, or on hand) for 1879.	Mown.	Not Mown.	Hay.	Clover Seed.	Grass Seed.	Horses of all ages on hand June 1, 1880.	Mules and Asses, all ages, on hand June 1, 1880.
				No.	No.	No.	No.	Dollars.	Dollars.	Dollars.	Dollars.	Dollars.	Dollars.	No.	Dollars.	Acres.	Acres.	Tons.	Bushels.	Bushels.	No.	No.
1	2	3	4	5	6	7	8	9	10	11	12	13	14	15	16	17	18	19	20	21	22	23
1 Duval Daniel	1			85	15	3		3200	60	200	150			75	12	15		5			3	
2 Williams A E		1		375	230	171		7180	125	2250	150		75	52	1000	102	15	70			6	
3 Duval Enoch	1			100	30	40		2445	75	500					500	20		10			3	3
4 Clifphant Ralph	1			160	45	80		2360	100	800			50	50	700	40		40				4
5 Kell David W	1			100	70			4000	200	1000	150		150	45	600	40		15			2	2
6 Maleland Alexander	1			280	120	40		5000	50	2000	200		150	100	1500	40	40	25			3	3
7 Agnets Elizabeth	1			320	40			4800	150	50					200	5		5			3	
8 Anderson William	1			112	21	28		3000	100	225			20	4	225						2	
9 Abetzer Eli	1			54		30		1400	50	300			10	2	500						4	
10 Parker William M	1			35	1	1		1000	100	250			20	2							2	

NEAT CATTLE AND THEIR PRODUCTS.											SHEEP.									SWINE.	POULTRY ON HAND JUNE 1ST, 1880, EXCLUSIVE OF SPRING HATCHING.		EGGS PRODUCED IN 1879.
ON HAND JUNE 1, 1880.			MOVEMENT, 1879.									MOVEMENT, 1879.							CLIP, SPRING 1880, SHORN AND TO BE SHORN.					
			Cattle of all ages									Sheep and lambs											
Working oxen.	Milch cows.	Other.	Calves dropped.	Purchased.	Sold living.	Slaughtered.	Died, strayed, lost, or not recovered.	Milk sold, or sent to butter and cheese factories in 1879.	Butter made on the farm in 1879.	Cheese made on the farm in 1879.	On hand June 1, 1880.	Lambs dropped.	Purchased.	Sold living.	Slaughtered.	Killed by dogs.	Died of disease.	Died of stress of weather.	Fleeces.	Weight.	On hand June 1, 1880.	Barn yard.	Other.	
No.	No.	No.	No.	No.	No.	No.	No.	Gallons.	Lbs.	Lbs.	No.	No.	No.	No.	No.	No.	No.	No.	No.	Lbs.	No.	No.	No.	Doz.
24	25	26	27	28	29	30	31	32	33	34	35	36	37	38	39	40	41	42	43	44	45	46	47	48
1																					13	30		120
2	10	80	6	45	46				500												17	60		240
3		2	5	19	19				150												19	50		200
4	10	20	11						1000		40	12			1				40	200	6	36	6	144
5	2	23	1	13	5				200		8				7		1		3	27	43	15		200
6	14	60	10	50	10				500		20	6	4	7	5				16	168	60	30	10	120
7	6	4	1						50												10	50		200
8	1	1	1		2				50												15	36		144
9	2		2		1				100												11	30	9	120
10	1		1		1				50												15	48		192

CEREALS.										PULSE.		FIBER.						SUGAR.					BROOM CORN. 1879.	
BARLEY. 1879.		BUCKWHEAT. 1879.		INDIAN CORN. 1879.		OATS. 1879.		RYE. 1879.		WHEAT. 1879.			FLAX—1879.			HEMP.		SORGHUM—1879.			MAPLE—1879.			
Area.	Crop.	Area.	Crop.	Area.	Crop.	Area.	Crop.	Area.	Crop.	Area.	Crop.	Canada Peas. (Dry.) in 1879.	Beans. (Dry.) in 1879.	Area in Crop.	Seed.	Straw.	Fiber.	Area.						
Acres.	Bush.	Acres.	Bush.	Acres.	Bush.	Acres.	Bush.	Acres.	Bush.	Acres.	Bush.	Bush.	Bush.	Acres.	Bush.	Tons.	Lbs.	Acres.	Ton.	Lbs.	Area in Crop.	Sugar.	Molasses.	Sugar.	Molasses.	Acres.	Lbs.
49	50	51	52	53	54	55	56	57	58	59	60	61	62	63	64	65	66	67	68		69	70	71	72	73	74	75
1				35	1250																						
2				45	1400					10	50										½		20				
3				40	1200	8	200																				
4				18	900																						
5				35	1800					7	75																
6				25	1500																						
7				15	900																1		60				
8																											
9				20	750					30	300										½		20				
10																											

HOPS. 1879.		POTATOES, (Irish.) 1879.		POTATOES, (Sweet.) 1879.		TOBACCO. 1879.		ORCHARDS—1879.						NURSERIES.		VINEYARDS.			MARKET GARDENS.	BEES—1879.		FOREST PRODUCTS.	
								APPLE.			PEACH.												
Area.	Crop.	Area.	Crop.	Area.	Crop.	Area.	Crop.	Acres.	Bearing trees.	Bushels. 1879.	Acres.	Bearing trees.	Bushels. 1879.	Total value of orchard products of all kinds sold or consumed.	Acres.	Value of produce sold in 1879.	Acres.	Grapes sold in 1879.	Wine made in 1879.	Value of produce sold in 1879.	Honey.	Wax.	Amount of wood cut in 1879.	Value of all forest products sold or consumed in 1879.
Acres.	Lbs.	Acres.	Bush.	Acres.	Bush.	Acres.	Lbs.	No.	No.	No.	No.	No.	No.	Dollars.	No.	Dollars.	No.	Lbs.	Galls.	Dollars.	Lbs.	Lbs.	Cords.	Dollars.
76	77	78	79	80	81	82	83	84	85	86	87	88	89	90	91	92	93	94	95	96	97	98	99	100
		½	20					1	73	50				25										
		¼	10																					
		½	40					8	100	50				25			2	500	200					
		½	20																					
		¼	12	⅛	4			4	200	5				3								2		
		¼	12																					
		¼	20																					
		¼	10		⅛	6		1	40	1				1										
		½	60					1	80															

[7–306.]

Received July 22 1880

A.

Page No. 9
Supervisor's Dist: No. 7
Enumeration Dist: No. 135

NOTE A.—The light dotted perpendicular lines, which divide the spaces intended for numbers on this Schedule, are intended to separate the units, tens, &c., from each other, and the Enumerator should be careful that the figures are written within the small spaces so formed, thus: 7 4, the units in the right-hand small spaces.

NOTE B.—Make an affirmative entry by a slanting line (thus /) in one of the three columns 2, 3, and 4, according as the fact is in the case of each farm—in column 2, if the occupier is the owner of the farm; in column 3, if he is the tenant at a fixed money rental; in column 4, if he conducts it for a share of the product.

NOTE C.—Enumerators will observe that there are 100 questions relating to each farm, which are arranged in four successive divisions of each schedule page.

SCHEDULE 2.—Productions of Agriculture in Richmond Township in the County of Ray, State of Missouri

enumerated by me on the Twenty-fourth day of June, 1880.

Jno T Quirk
Enumerator.

OF THE PERSON WHO CONDUCTS THIS FARM.				ACRES OF LAND.				FARM VALUES.			FENCES.		LABOR.			GRASS LANDS.						
	TENURE.			IMPROVED.		UNIMPROVED.										ACREAGE 1879.		PRODUCTS HARVESTED IN 1879.				
THE NAME.	Owner.	Rents for fixed money rental.	Rents for shares of products.	Tilled, including fallow and grass in rotation, (whether pasture or meadow.)	Permanent meadows, permanent pastures, orchards, vineyards.	Woodland and forest.	Other unimproved, including "old fields" not growing wood.	Of farm, including land, fences, and buildings.	Of farming implements and machinery.	Of Live Stock.	Cost of building and repairing in 1879.	Cost of fertilizers purchased in 1879.	Amount paid for wages for farm labor during 1879, including value of board.	Weeks hired labor in 1879 upon farm (and daily, excluding house-work	Estimated value of all farm productions sold, consumed, or on hand for 1879.	Mown.	Not Mown.	Hay.	Clover Seed.	Grass Seed.	Horses of all ages on hand June 1, 1880.	Mules and Asses, all ages, on hand June 1, 1880.
				No.	No.	No.	No.	Dollars.	Dollars.	Dollars.	Dollars.	Dollars.	Dollars.	No.	Dollars.	Acres.	Acres.	Tons.	Bushels.	Bushels.	No.	No.
1	2	3	4	5	6	7	8	9	10	11	12	13	14	15	16	17	18	19	20	21	22	23
1 Morse Wellman M	1			204	100	80		5000	100	40	35		20	4	400	4		4			1	
2 ~~Hutchinson A D~~	1			104	10			3000	200	800	25		150	52	1000						4	
3 Patton Phillip			1	20				400	20	100					200		1				1	
4 Diggs Aaron	1			14	2	7		400	100	500					300	2		2			4	2
5 Diggs Henry			1	10				200	50	100					300						1	
6 Couch James C			1	50				1000	200	400			50	10	400						1	4
7 Miller Jefather	1			40	5			600	100	300					300	3		2			6	
8 Couch James E			1	35				700	100	500					300	1		4			4	3
9 Hunter Henry & Bro	1			~~50~~ 10		40		2400	150	500			10	2	300						2	2
10 Smith Walker	1			~~32~~ 12				700	100	300			30	6	150						2	2

NEAT CATTLE AND THEIR PRODUCTS.

ON HAND JUNE 1, 1880.			MOVEMENT, 1879.								SHEEP.									SWINE.	POULTRY ON HAND JUNE 1ST, 1880, EXCLUSIVE OF SPRING HATCHING.		EGGS PRODUCED IN 1879.
			Cattle of all ages								ON HAND JUNE 1, 1880.	MOVEMENT, 1879.							CLIP, SPRING 1880, SHORN AND TO BE SHORN.				
													Sheep and lambs.										
Working oxen.	Milch cows.	Other.	Calves dropped.	Purchased.	Sold living.	Slaughtered.	Died, strayed, and stolen, and not recovered.	Milk sold, or sent to butter and cheese factories in 1879.	Butter made on the farm in 1879.	Cheese made on the farm in 1879.	On hand June 1, 1880.	Lambs dropped.	Purchased.	Sold living.	Slaughtered.	Killed by dogs.	Died of disease.	Died of stress of weather.	Fleeces.	Weight.	On hand June 1, 1880.	Barn-yard.	Other.	
No.	No.	No.	No.	No.	No.	No.	No.	Gallons.	Lbs.	Lbs.	No.	No.	No.	No.	No.	No.	No.	No.	No.	Lbs.	No.	No.	No.	Doz.
24	25	26	27	28	29	30	31	32	33	34	35	36	37	38	39	40	41	42	43	44	45	46	47	48
1	1		1						600												5	25		48
2	6		4	23	18	2			300												25	50		200
3	3		2						200													25		100
4	4		3						250												20	40		160
5	9																				14	12		48
6	6		1						200		8	5							3	18	25	24		106
7	2								200		10	9							10	40	25	40		160
8	4		2	35	37				150												25	30		120
9	11		11	11					200												16	20		80
10					1				100												10	20		80

CEREALS.

BARLEY. 1879.		BUCKWHEAT. 1879.		INDIAN CORN. 1879.		OATS. 1879.		RYE. 1879.		WHEAT. 1879.		PULSE.		FIBER.						SUGAR.					BROOM CORN. 1879.	
														FLAX—1879.				HEMP.		SORGHUM—1879.			MAPLE—1879.			
Area.	Crop.	Area.	Crop.	Area.	Crop.	Area.	Crop.	Area.	Crop.	Area.	Crop.	Canada Peas (Dry.) in 1879.	Beans (Dry.) in 1879.	Area in Crop.	Seed.	Straw.	Fiber.			Area in Crop.	Sugar.	Molasses.	Sugar.	Molasses.		
Acres.	Bush.	Acres.	Bush.	Acres.	Bush.	Acres.	Bush.	Acres.	Bush.	Acres.	Bush.	Bush.	Bush.	Acres.	Bush.	Tons.	Lbs.	Acs.	Tns.	Acres.	Lbs.	Galls.	Lbs.	Galls.	Acs.	Lbs.
49	50	51	52	53	54	55	56	57	58	59	60	61	62	63	64	65	66	67	68	69	70	71	72	73	74	75
1				60	2100					20	160															
2				70	3000	6	150			3	60															
3				25	1250					5	40															
4				12	600					4	36									1		40				
5				10	550																	60				
6				50	2200	5	100			8	80									1		60				
7				20	1040															1		40				
8				35	1650					15	160									1/2		40				
9				45	1500					6	20															
10																										

HOPS. 1879.		POTATOES, (Irish.) 1879.		POTATOES, (Sweet.) 1879.		TOBACCO. 1879.		ORCHARDS—1879.						NURSERIES.		VINEYARDS.			MARKET GARDENS.	BEES—1879.		FOREST PRODUCTS.	
								APPLE.			PEACH.												
Area.	Crop.	Area.	Crop.	Area.	Crop.	Area.	Crop.	Acres.	Bearing trees.	Bushels. 1879.	Acres.	Bearing trees.	Bushels. 1879.	Total value of orchard products of all kinds sold or consumed.	Acres.	Value of produce sold in 1879.	Acres.	Grapes sold in 1879.	Wine made in 1879.	Value of produce sold in 1879.	Honey.	Wax.	Amount of wood cut in 1879.	Value of all forest products sold or consumed in 1879.
Acres.	Lbs.	Acres.	Bush.	Acres.	Bush.	Acres.	Lbs.	No.	No.	No.	No.	No.	No.	Dollars.	No.	Dollars.	No.	Lbs.	Galls.	Dollars.	Lbs.	Lbs.	Cords.	Dollars.
76	77	78	79	80	81	82	83	84	85	86	87	88	89	90	91	92	93	94	95	96	97	98	99	100
		1/2	25					4	125	50	1/2	50		25										
		1/4	15					1	30	16				5										
								1	10															
			10																					
		1/4	15																					
		1/4	10																					
		1/4	10																					
		1/4	10																					

B.

[7–306.]

Page No. 10
Supervisor's Dist: No. 7
Enumeration Dist: No. 135

NOTE A.—The light dotted perpendicular lines, which divide the spaces intended for numbers on this Schedule, are intended to separate the units, tens, &c., from each other, and the Enumerator should be careful that the figures are written within the small spaces so formed, thus: 74, 421, 39, the units in the right-hand small spaces.

NOTE B.—Make an affirmative entry by a slanting line (thus /) in one of the three columns 2, 3, and 4, according as the fact is in the case of each farm—in column 2, if the occupier is the owner of the farm; in column 3, if he is the tenant at a fixed money rental; in column 4, if he conducts it for a share of the product.

NOTE C.—Enumerators will observe that there are 100 questions relating to each farm, which are arranged in four successive divisions of each schedule page.

SCHEDULE 2.—Productions of Agriculture in Richmond Parish in the County of Ray, State of Missouri

enumerated by me on the 14 day of June, 1880. Jno T Runk, *Enumerator.*

OF THE PERSON WHO CONDUCTS THIS FARM.				ACRES OF LAND.				FARM VALUES.			FENCES.		LABOR.			GRASS LANDS.						
	TENURE.			IMPROVED.		UNIMPROVED.										ACREAGE 1879.		PRODUCTS HARVESTED IN 1879.				
THE NAME.	Owner.	Rents for fixed money rental.	Rents for shares of products.	Tilled, including fallow and grass in rotation, (whether pasture or meadow.)	Permanent meadows, permanent pastures, orchards, vineyards.	Woodland and forest.	Other unimproved, including "old fields" not growing wood.	Of farm, including land, fences, and buildings.	Of farming implements and machinery.	Of Live Stock.	Cost of building and repairing in 1879.	Cost of fertilizers purchased in 1879.	Amount paid for wages for farm labor during 1879, including value of board.	Weeks hired labor in 1879 upon farm (and dairy) excluding house-work.	Estimated value of all farm productions (sold, consumed, or on hand) for 1879.	Mown.	Not Mown.	Hay.	Clover Seed.	Grass Seed.	Horses of all ages on hand June 1, 1880.	Mules and Asses, all ages, on hand June 1, 1880.
				No.	No.	No.	No.	Dollars.	Dollars.	Dollars.	Dollars.	Dollars.	Dollars.	No.	Dollars.	Acres.	Acres.	Tons.	Bushels.	Bushels.	No.	No.
1	2	3	4	5	6	7	8	9	10	11	12	13	14	15	16	17	18	19	20	21	22	23
1 Couch Joseph E	/			60		20		1600	40	500					250						2	3
2 Frazier John H			/	20				400	50	500					200						1	1
3 Frazier L Pitman	/			20		33		600	50	250					150						3	
4 Bruce Thomas J	/			30	5			800	75	200			20	3	200	4		1			2	
5 Booth Richard	/			30	1	9		800	60	400	15				175						3	1
6 Mears Mary	/			50		40		1800	200	150					300						2	1
7 Thompson J D	/			102	15			2000	50	600					800						4	
8 Reed Henry C	/			160	60			3020	300	800	200		360	52	700	10		15			7	4
9 Berger Samuel D	/			55	15			1000	50	100					200						1	
10 Pathuck Henry	/			80	50			8000	400	900	150		250	20	1000	30		40			4	2

NEAT CATTLE AND THEIR PRODUCTS.											SHEEP.											SWINE.	POULTRY ON HAND JUNE 1ST, 1880, EXCLUSIVE OF SPRING HATCHING.		
ON HAND JUNE 1, 1880.			MOVEMENT, 1879.								ON HAND JUNE 1, 1880.	MOVEMENT, 1879.							CLIP, SPRING 1880, SHORN AND TO BE SHORN.						
				Cattle of all ages									Sheep and lambs												
Working oxen.	Milch cows.	Other.	Calves dropped.	Purchased.	Sold living.	Slaughtered.	Died, strayed, and stolen, and not recovered.	Milk sold, or sent to butter and cheese factories in 1879.	Butter made on the farm in 1879.	Cheese made on the farm in 1879.	On hand June 1, 1880.	Lambs dropped.	Purchased.	Sold living.	Slaughtered.	Killed by dogs.	Died of disease.	Died of stress of weather.	Fleeces.	Weight.	On hand June 1, 1880.	Barnyard.	Other.	Eggs produced in 1879.
No.	No.	No.	No.	No.	No.	No.	No.	Gallons.	Lbs.	Lbs.	No.	No.	No.	No.	No.	No.	No.	No.	No.	Lbs.	No.	No.	No.	Doz.
24	25	26	27	28	29	30	31	32	33	34	35	26	37	38	39	40	41	42	43	44	45	46	47	48
1	4	2	4		1				400												25	25		100
2	1	3	2	10	8				100												40	25		100
3	1								100												30	20		80
4	3	4	1	2					200												20	24		106
5	2	1	2		3				150												12	25		60
6	1								50												10	30		120
7	3	4	1	3	3				500		10	5					2		6	40	40	50	60	200
8	8	24	8	32	17		1		1000		56					6			56	200	75	24		96
9																								
10	6	29	6	24			1		500												70	50		200

CEREALS.												PULSE.		FIBER.						SUGAR.					BROOM CORN.	
BARLEY. 1879.		BUCKWHEAT. 1879.		INDIAN CORN. 1879.		OATS. 1879.		RYE. 1879.		WHEAT. 1879.				FLAX—1879.			HEMP.			SORGHUM—1879.			MAPLE—1879.			
Area.	Crop.	Area.	Crop.	Area.	Crop.	Area.	Crop.	Area.	Crop.	Area.	Crop.	Canada Peas, (Dry.) in 1879.	Beans, (Dry.) in 1879.	Area in Crop.	Seed.	Straw.	Fiber.			Area in Crop.	Sugar.	Molasses.	Sugar.	Molasses.		
Acres.	Bush.	Acres.	Bush.	Acres.	Bush.	Acres.	Bush.	Acres.	Bush.	Acres.	Bush.	Bush.	Bush.	Acres.	Bush.	Tons.	Lbs.	Acs.	Tns.	Acres.	Lbs.	Galls.	Lbs.	Galls.	Acs.	Lbs.
49	50	51	52	53	54	55	56	57	58	59	60	61	62	63	64	65	66	67	68	69	70	71	72	73	74	75
1				25	875					8	66									3/4		10				
2				20	500					12	90									1/2		15				
3				15	750					7	70															
4				10	500					5	50									3/4		80				
5				10	500																					
6				40	2000					5	47									1		80				
7				40	2000					40	450															
8				35	1000																					
9				25	1000																					
10				25	1500	4	100			18	300															

HOPS. 1879.		POTATOES, (Irish.) 1879.		POTATOES, (Sweet.) 1879.		TOBACCO. 1879.		ORCHARDS—1879.					NURSERIES.		VINEYARDS.			MARKET GARDENS.	BEES—1879.		FOREST PRODUCTS.	
								APPLE.			PEACH.											
Area.	Crop.	Area.	Crop.	Area.	Crop.	Area.	Crop.	Acres.	Bearing trees.	Bushels. 1879.	Acres.	Bearing trees.	Bushels. 1879.	Total value of orchard products of all kinds sold or consumed.	Acres.	Value of produce sold in 1879.	Acres.	Grapes sold in 1879.	Wine made in 1879.	Value of produce sold in 1879.	Honey.	Wax.	Amount of wood cut in 1879.	Value of all forest products sold or consumed in 1879.
Acres.	Lbs.	Acres.	Bush.	Acres.	Bush.	Acres.	Lbs.	No.	No.	No.	No.	No.	No.	Dollars.	No.	Dollars.	No.	Lbs.	Galls.	Dollars.	Lbs.	Lbs.	Cords.	Dollars.
76	77	78	79	80	81	82	83	84	85	86	87	88	89	90	91	92	93	94	95	96	97	98	99	100
1		1/4	10																					
2		1/4	15																					
3		1/4	12																					
4		1/4	10																		100			
5		1/4	25																					
6		1/4	10																					25
7		1/2	50																					
8		1/2	100																		100			
9		1/4	20																			8		
10		3	300					3	100	20				10										

Received July 30, 1880.
C.

Page No. 11
Supervisor's Dist: No. 7
Enumeration Dist: No. 135

NOTE A.—The light dotted perpendicular lines, which divide the spaces intended for numbers on this Schedule, are intended to separate the units, tens, &c., from each other, and the Enumerator should be careful that the figures are written within the small spaces so formed, thus: 74, the units in the right-hand small spaces. 421. 39.

NOTE B.—Make an affirmative entry by a slanting line (thus /) in one of the three columns 2, 3, and 4, according as the fact is in the case of each farm—in column 2, if the occupier is the owner of the farm; in column 3, if he is the tenant at a fixed money rental; in column 4, if he conducts it for a share of the product.

NOTE C.—Enumerators will observe that there are 100 questions relating to each farm, which are arranged in four successive divisions of each schedule page.

SCHEDULE 2.—Productions of Agriculture in Richmond Township in the County of Ray, State of Missouri

enumerated by me on the 15 day of June, 1880. Jno T Durst, *Enumerator.*

OF THE PERSON WHO CONDUCTS THIS FARM.				ACRES OF LAND.				FARM VALUES.			FENCES.		LABOR.			GRASS LANDS.						
	TENURE.			IMPROVED.		UNIMPROVED.										ACREAGE 1879.		PRODUCTS HARVESTED IN 1879.				
THE NAME.	Owner.	Rents for fixed money rental.	Rents for shares of products.	Tilled, including fallow and grass in rotation, (whether pasture or meadow.)	Permanent meadows, permanent pastures, orchards, vineyards.	Woodland and forest.	Other unimproved, including "old fields" not growing wood.	Of farm, including land, fences, and buildings.	Of farming implements and machinery.	Of Live Stock.	Cost of building and repairing in 1879.	Cost of fertilizers purchased in 1879.	Amount paid for wages for farm labor during 1879, (including value of board.	Weeks hired labor in 1879 upon farm (and dairy) excluding house-work.	Estimated value of all farm productions (sold, consumed, or on hand) for 1879.	Mown.	Not Mown.	Hay.	Clover Seed.	Grass Seed.	Horses of all ages on hand June 1, 1880.	Mules and Asses, all ages, on hand June 1, 1880.
				No.	No.	No.	No.	Dollars.	Dollars.	Dollars.	Dollars.	Dollars.	Dollars.	No.	Dollars.	Acres.	Acres.	Tons.	Bushels.	Bushels.	No.	No.
1	2	3	4	5	6	7	8	9	10	11	12	13	14	15	16	17	18	19	20	21	22	23
1 Spray John J	/			7		6		300	20	150					100						1	
2 Swafford Alfred			/	14				280	12	144					125						1	1
3 Jacobs Samuel	/			30	10			1400	100	500					800						5	1
4 Johnson Madison & Bros	/			140	70	25		3600	100	900					1000						3	6
5 Kennedy Samuel		/		95		35		1600	200	300			250	52	900						4	
6 Hudgens George	/			25				500	50	300			24		240							3
7 McGaugh Green	/			30		10		600	75	500					150						3	3
8 Anderson Alex		/		20				400	8	25					200						1	
9 Smith James O		/		40				800	50	150					350							2
10 Hughes Clay H	/			400	300			12000	125	5500	40		300	72	2000	50	50	60			2	3

NEAT CATTLE AND THEIR PRODUCTS.											SHEEP.										SWINE.	POULTRY ON HAND JUNE 1ST, 1880, EXCLUSIVE OF SPRING HATCHING.		EGGS PRODUCED IN 1879.
ON HAND JUNE 1, 1880.			MOVEMENT, 1879.								ON HAND JUNE 1, 1880.	MOVEMENT, 1879.							CLIP, SPRING 1880, SHORN AND TO BE SHORN.		ON HAND JUNE 1, 1880.			
			Calves dropped.	Cattle of all ages				Milk sold, or sent to but. or and cheese factories in 1879.	Butter made on the farm in 1879.	Cheese made on the farm in 1879.		Lambs dropped.	Sheep and lambs						Fleeces.	Weight.		Barn-yard.	Other.	
Working oxen.	Milch cows.	Other.		Purchased.	Sold living.	Slaughtered.	Died, strayed, and stolen, and not recovered.						Purchased.	Sold living.	Slaughtered.	Killed by dogs.	Died of disease.	Died of stress of weather.						
No.	No.	No.	No.	No.	No.	No.	No.	Gallons.	Lbs.	Lbs.	No.	No.	No.	No.	No.	No.	No.	No.	No.	Lbs.	No.	No.	No.	Doz.
24	25	26	27	28	29	30	31	32	33	34	35	36	37	38	39	40	41	42	43	44	45	46	47	48
1	2	1	1						200												12	25		100
2	1	1	1						35												8	25		100
3	3	2	2						150												41	30		120
4	7	11	4			3			600			12	5				1		8	30	66	17		68
5	1	1							60												12			
6	1	1							50												12	25		100
7	2	1	1						150			9	2						9	30	20	48		48
8	1	1	1						50												3	72		72
9	3		1						300												2	40		160
10	2	100	2	198	198				200												50			

CEREALS.												PULSE.		FIBER.						SUGAR.						BROOM CORN.	
BARLEY. 1879.		BUCKWHEAT. 1879.		INDIAN CORN. 1879.		OATS. 1879.		RYE. 1879.		WHEAT. 1879.		Canada Peas, (Dry.) in 1879.	Beans, (Dry.) in 1879.	FLAX—1879.				HEMP.		SORGHUM—1879.			MAPLE—1879.			1879.	
Area.	Crop.	Area.	Crop.	Area.	Crop.	Area.	Crop.	Area.	Crop.	Area.	Crop.			Area in Crop.	Seed.	Straw.	Fiber.			Area in Crop.	Sugar.	Molasses.	Sugar.	Molasses.			
Acres.	Bush.	Acres.	Bush.	Acres.	Bush.	Acres.	Bush.	Acres.	Bush.	Acres.	Bush.	Bush.	Bush.	Acres.	Bush.	Tons.	Lbs.	Acs.	Tns.	Acres.	Lbs.	Galls.	Lbs.	Galls.	Acs.	Lbs.
49	50	51	52	53	54	55	56	57	58	59	60	61	62	63	64	65	66	67	68	69	70	71	72	73	74	75
1				5	250																					
2				14	720															1		40				
3				40	1200					10	150									1/2		125				
4				40	2500					6	82									1/2		100				
5				95	4500															1/4		60				
6				25	1200																					
7				8	400					4	40									1/2		80				
8				20	1000															1/2		60				
9				40	2000																					
10				100	5000																					

HOPS. 1879.		POTATOES, (Irish.) 1879.		POTATOES, (Sweet.) 1879.		TOBACCO. 1879.		ORCHARDS—1879.						NURSERIES.		VINEYARDS.			MARKET GARDENS.	BEES—1879.		FOREST PRODUCTS.	
								APPLE.			PEACH.			Total value of orchard products of all kinds sold or consumed.									
Area.	Crop.	Area.	Crop.	Area.	Crop.	Area.	Crop.	Acres.	Bearing trees.	Bushels. 1879.	Acres.	Bearing trees.	Bushels. 1879.		Acres.	Value of produce sold in 1879.	Acres.	Grapes sold in 1879.	Wine made in 1879.	Value of produce sold in 1879.	Honey.	Wax.	Amount of wood cut in 1879.	Value of all forest products sold or consumed in 1879.
Acres.	Lbs.	Acres.	Bush.	Acres.	Bush.	Acres.	Lbs.	No.	No.	No.	No.	No.	No.	Dollars.	No.	Dollars.	No.	Lbs.	Galls.	Dollars.	Lbs.	Lbs.	Cords.	Dollars.
76	77	78	79	80	81	82	83	84	85	86	87	88	89	90	91	92	93	94	95	96	97	98	99	100
		1/4	20																					
		1/4	60																					125
		1/4	15																					
		1/4	20																					
		1/4	6																					
		1/2	20																					
		1/2	50																					

D.

[7–306.]

Page No. 12
Supervisor's Dist: No. 7
Enumeration Dist: No. 135

NOTE A.—The light dotted perpendicular lines, which divide the spaces intended for numbers on this Schedule, are intended to separate the units, tens, &c., from each other, and the Enumerator should be careful that the figures are written within the small spaces so formed, thus: | 7 | 4 |, the units | 4 | 2 | 1 | in the right-hand small spaces. | 3 | 9 |

NOTE B.—Make an affirmative entry by a slanting line (thus /) in one of the three columns 2, 3, and 4, according as the fact is in the case of each farm—in column 2, if the occupier is the owner of the farm; in column 3, if he is the tenant at a fixed money rental; in column 4, if he conducts it for a share of the product.

NOTE C.—Enumerators will observe that there are 100 questions relating to each farm, which are arranged in four successive divisions of each schedule page.

SCHEDULE 2.—Productions of Agriculture in Richmond Township in the County of Ray, State of Missouri

enumerated by me on the 16 day of June, 1880. Jos. Bunch, *Enumerator.*

OF THE PERSON WHO CONDUCTS THIS FARM.				ACRES OF LAND.				FARM VALUES.			FENCES.		LABOR.			GRASS LANDS.						
	TENURE.			IMPROVED.		UNIMPROVED.										ACREAGE 1879.		PRODUCTS HARVESTED IN 1879.				
THE NAME.	Owner.	Rents for fixed money rental.	Rents for shares of products.	Tilled, including fallow and grass in rotation, (whether pasture or meadow.)	Permanent meadows, permanent pastures, orchards, vineyards.	Woodland and forest.	Other unimproved, including "old fields" not growing wood.	Of farm, including land, fences, and buildings.	Of farming implements and machinery.	Of Live Stock.	Cost of building and repairing in 1879.	Cost of fertilizers purchased in 1879.	Amount paid for wages for farm labor during 1879, including value of board.	Weeks hired labor in 1879 upon farm (and dairy) excluding house-work.	Estimated value of all farm productions (sold, consumed, or on hand) for 1879.	Mown.	Not Mown.	Hay.	Clover Seed.	Grass Seed.	Horses of all ages on hand June 1, 1880.	Mules and Asses, all ages, on hand June 1, 1880.
				No.	No.	No.	No.	Dollars.	Dollars.	Dollars.	Dollars.	Dollars.	Dollars.	No.	Dollars.	Acres.	Acres.	Tons.	Bushels.	Bushels.	No.	No.
1	2	3	4	5	6	7	8	9	10	11	12	13	14	15	16	17	18	19	20	21	22	23
1 Hughes Birry	1			320	120			9600	100	3400	20		150	52	1200	20	40	30			3	
2 Hogans Bunalee	1			90	20	100		1000	100	350					250	6		6			1	2
3 Lancaster William F	1			234	114			8000	300	2200	100		150	26	1000	40		40			6	1
4 Grange H. C.	1			200	120	80		5600	200	2000					1000	60		60			8	2
5 Smith William Bro		1		115				1500	75	400					600						4	2
6 Datsan John			1	12				200	10	300					60						2	3
7 Emery George S	1			80	8	40		1500	250	600			20	2	600	5		2			6	
8 Hall John	1			120	20			2000	150	800					600						2	
9 King Horace W	1			230	140			7000	100	2000			150	52	1100	30		30			7	11
10 Bush Thomas S		1		160	60			3000	10	300					5000						5	

NEAT CATTLE AND THEIR PRODUCTS.											SHEEP.										SWINE.	POULTRY ON HAND JUNE 1ST, 1880, EXCLUSIVE OF SPRING HATCHING.		EGGS PRODUCED IN 1879.
ON HAND JUNE 1, 1880.			MOVEMENT, 1879.								ON HAND JUNE 1, 1880.	MOVEMENT 1879.							CLIP, SPRING 1880, SHORN AND TO BE SHORN.					
			Cattle of all ages										Sheep and lambs											
Working oxen.	Milch cows.	Other.	Calves dropped.	Purchased.	Sold living.	Slaughtered.	Died, strayed, and stolen, and not recovered.	Milk sold, or sent to butter and cheese factories in 1879.	Butter made on the farm in 1879.	Cheese made on the farm in 1879.		Lambs dropped.	Purchased.	Sold living.	Slaughtered.	Killed by dogs.	Died of disease.	Died of stress of weather.		Fleeces.	Weight.	On hand June 1, 1880.	Barn-yard.	Other.	
No.	No.	No.	No.	No.	No.	No.	No.	Gallons.	Lbs.	Lbs.	No.	No.	No.	No.	No.	No.	No.	No.	No.	Lbs.	No.	No.	No.	Doz.
24	25	26	27	28	29	30	31	32	33	34	35	36	37	38	39	40	41	42	43	44	45	46	47	48
1	4	9	4	10	5	5			400												3	5		200
2	4	3							400		20	8				6			20	100	4	15		600
3	16	4	4	16	17	19	1		1200		22	13			1				22	160	4	5	10	200
4	10	3	1	5			1		1000												7	1		48
5	2	7	2		1	7			200												2	2	5	100
6	2	2	1	1					200												1	1		48
7	4	3	3			4			400		5	2	1						4	30	3	4		160
8	4	4	4						400		4								4	32	7	4		160
9	10	15	12	10	10				1200		150	36	120		12	4	6		166	996	4	10		400
10	5	3	1		1				50		30	7					8		22	80	3	6	15	240

CEREALS.												PULSE.		FIBER.						SUGAR.						BROOM CORN. 1879.	
BARLEY. 1879.		BUCKWHEAT. 1879.		INDIAN CORN. 1879.		OATS. 1879.		RYE. 1879.		WHEAT. 1879.		Canada Peas, (Dry.) in 1879.	Beans, (Dry.) in 1879.	FLAX—1879.			HEMP.			SORGHUM—1879.			MAPLE—1879.				
Area.	Crop.	Area.	Crop.	Area.	Crop.	Area.	Crop.	Area.	Crop.	Area.	Crop.			Area in Crop.	Seed.	Straw.	Fiber.			Area in Crop.	Sugar.	Molasses.	Sugar.	Molasses.			
Acres.	Bush.	Acres.	Bush.	Acres.	Bush.	Acres.	Bush.	Acres.	Bush.	Acres.	Bush.	Bush.	Bush.	Acres.	Bush.	Tons.	Lbs.	Acs.	Trs.	Acres.	Lbs.	Galls.	Lbs.	Galls.	Acs.	Lbs.
49	50	51	52	53	54	55	56	57	58	59	60	61	62	63	64	65	66	67	68	69	70	71	72	73	74	75
1				120	5000																					
2				20	1000	3	45													1/2		14				
3				40	2000	5	150			25	250									1/4		30				
4				50	2500					20	250															
5				75	3000															1/2		40				
6				12	300															1/4		26				
7				53	2500	12	300			30	200															
8				60	3000					14	160															
9				60	3620	35	900																			
10				35	1700					24	260									1/8		14				

HOPS. 1879.		POTATOES, (Irish.) 1879.		POTATOES, (Sweet.) 1879.		TOBACCO. 1879.		ORCHARDS—1879.						NURSERIES.		VINEYARDS.			MARKET GARDENS.	BEES—1879.		FOREST PRODUCTS.	
								APPLE.			PEACH.			Total value of orchard products of all kinds sold or consumed.									
Area.	Crop.	Area.	Crop.	Area.	Crop.	Area.	Crop.	Acres.	Bearing trees.	Bushels. 1879.	Acres.	Bearing trees.	Bushels. 1879.		Acres.	Value of produce sold in 1879.	Acres.	Grapes sold in 1879.	Wine made in 1879.	Value of produce sold in 1879.	Honey.	Wax.	Amount of wood cut in 1879.	Value of all forest products sold or consumed in 1879.
Acres.	Lbs.	Acres.	Bush.	Acres.	Bush.	Acres.	Lbs.	No.	No.	No.	No.	No.	No.	Dollars.	No.	Dollars.	No.	Lbs.	Galls.	Dollars.	Lbs.	Lbs.	Cords.	Dollars.
76	77	78	79	80	81	82	83	84	85	86	87	88	89	90	91	92	93	94	95	96	97	98	99	100
1		1/2	50																					1000
2		1/4	50																					1500
3		1/4	30					2	50	20				10			1/4				500	4		
4		1/2	30																				15	30
5																								
6		1/4	10																					
7		1/2	40																					
8		1/4	15																					
9		1	50																					
10		1/4	30																					

[7–306.]

Received July 30, 1880.

A.

Page No. 13
Supervisor's Dist: No. 7
Enumeration Dist: No. 135

NOTE A.—The light dotted perpendicular lines, which divide the spaces intended for numbers on this Schedule, are intended to separate the units, tens, &c., from each other, and the Enumerator should be careful that the figures are written within the small spaces so formed, thus: 7 4, the units in the right-hand small spaces. 4 2 1 3 9

NOTE B.—Make an affirmative entry by a slanting line (thus /) in one of the three columns 2, 3, and 4, according as the fact is in the case of each farm—in column 2, if the occupier is the owner of the farm; in column 3, if he is the tenant at a fixed money rental; in column 4, if he conducts it for a share of the product.

NOTE C.—Enumerators will observe that there are 100 questions relating to each farm, which are arranged in four successive divisions of each schedule page.

SCHEDULE 2.—Productions of Agriculture in Richmond Township in the County of Ray, State of Missouri

enumerated by me on the 16 day of June, 1880. Jno T Durst, *Enumerator.*

OF THE PERSON WHO CONDUCTS THIS FARM.				ACRES OF LAND.				FARM VALUES.			FENCES.		LABOR.			GRASS LANDS.						
	TENURE.			IMPROVED.		UNIMPROVED.										ACREAGE 1879.		PRODUCTS HARVESTED IN 1879.				
THE NAME.	Owner.	Rents for fixed money rental.	Rents for shares of products.	Tilled, including fallow and grass in rotation. (whether pasture or meadow.)	Permanent meadows, permanent pastures, orchards, vineyards.	Woodland and forest.	Other unimproved, including "old fields" not growing wood.	Of farm, including land, fences, and buildings.	Of farming implements and machinery.	Of Live Stock.	Cost of building and repairing in 1879.	Cost of fertilizers purchased in 1879.	Amount paid for wages for farm labor during 1879, including value of board.	Weeks hired labor in 1879 upon farm (and dairy), exclusive house-work.	Estimated value of all farm productions (sold, consumed, or on hand) for 1879.	Mown.	Not Mown.	Hay.	Clover Seed.	Grass Seed.	Horses of all ages on hand June 1, 1880.	Mules and Asses, all ages, on hand June 1, 1880.
				No.	No.	No.	No.	Dollars.	Dollars.	Dollars.	Dollars.	Dollars.	Dollars.	No.	Dollars.	Acres.	Acres.	Tons.	Bushels.	Bushels.	No.	No.
1	2	3	4	5	6	7	8	9	10	11	12	13	14	15	16	17	18	19	20	21	22	23
1 Smallwood William	/			120	80			2000	50	400					400						5	1
2 Ozier Peter	/			40				800	50	350					380						5	
3 Bingo Winton	/			42		12		1200	50	400			50	12	300						4	1
4 Ray County Poor House Farm	/			126	50			5000	200	800	30		50	10	1500	20	25	30				3
5 Bush George W. & Bro		1		260	113	340		12000	250	3000	10		2	30	2000	60		25			23	2
6 Clark Thilen	/			20	6			800	50	400					150	4		4			3	
7 Perkins W. B.	/			80	30	40		200	150	500			100	30	400	8		2			5	1
8 Ballinger W. R.	/			280	200	80		7200	200	1500					1000	20		20			7	
9 Bryant Peter & Son	/			83	8	127		3000	20	500	100				600	8		8			3	1
10 Reylum A. K.	/			520	220	200		10000	300	1000	100			12	1000	40		40			6	

NEAT CATTLE AND THEIR PRODUCTS.											SHEEP.										SWINE.	POULTRY ON HAND JUNE 1ST, 1880, EXCLUSIVE OF SPRING HATCHING.		
ON HAND JUNE 1, 1880.			MOVEMENT 1879.									MOVEMENT, 1879.							CLIP, SPRING 1880, SHORN AND TO BE SHORN.						
			Cattle of all ages									Sheep and lambs												
Working oxen.	Milch cows.	Other.	Calves dropped	Purchased.	Sold living.	Slaughtered.	Died, strayed, and stolen, and not recovered.	Milk sold, or sent to butter and cheese factories in 1879.	Butter made on the farm in 1879.	Cheese made on the farm in 1879.	On hand June 1, 1880.	Lambs dropped.	Purchased.	Sold living.	Slaughtered.	Killed by dogs.	Died of disease.	Died of stress of weather.	Fleeces.	Weight.	On hand June 1, 1880.	Barn-yard.	Other.	Eggs PRODUCED IN 1879.
No.	No.	No.	No.	No.	No.	No.	No.	Gallons.	Lbs.	Lbs.	No.	No.	No.	No.	No.	No.	No.	No.	No.	Lbs.	No.	No.	No.	Doz.
24	25	26	27	28	29	30	31	32	33	34	35	36	37	38	39	40	41	42	43	44	45	46	47	48
1 4	5	5			6				400		20	8		5	3	1			14	100	30	40		160
2 5	15	3							300												20	24	14	160
3 3	1	5			4		1		250										1		28	40		100
4 10	9	1			6				1000												25	36		144
5 20	69	20					2		800												50	40		144
6 4	2	4			2				200												32	24		96
7 4	6	2			1				200		39	16		5			1		39	190	27	36		144
8 9	12	6			3	1			400		73	23			6	5			50	250	50	50		200
9 4	2	3			2				400												13	30		120
10 6	25	6	50		50				600												30	100		400

CEREALS.										PULSE.		FIBER.						SUGAR.					BROOM CORN.	
BARLEY. 1879.		BUCKWHEAT. 1879.		INDIAN CORN. 1879.		OATS. 1879.		RYE. 1879.		WHEAT 1879.		Cowpeas, Peas, (Dry.) in 1879.	Beans, (Dry.) in 1879.	FLAX—1879.			HEMP.		SORGHUM—1879.			MAPLE—1879.		1879.	
Area.	Crop.	Area.	Crop.	Area.	Crop.	Area.	Crop.	Area.	Crop.	Area.	Crop.			Area in Crop.	Seed.	Straw.	Fiber.		Area in Crop.	Sugar.	Molasses.	Sugar.	Molasses.		
Acres.	Bush.	Acres.	Bush.	Acres.	Bush.	Acres.	Bush.	Acres.	Bush.	Acres.	Bush.	Bush.	Bush.	Acres.	Bush.	Tons.	Lbs.	Acs. Tns.	Acres.	Lbs.	Galls.	Lbs.	Galls.	Acs.	Lbs.
49	50	51	52	53	54	55	56	57	58	59	60	61	62	63	64	65	66	67 68	69	70	71	72	73	74	75
1				25	1200	3	60			8	100														
2				30	1500					10	200										1/4 40				
3				18	850	2	50			1	14														
4				20	1500					8	142														
5				120	6000					40	700														
6				10	250 ~~250~~																				
7				25	1250					10	120										1/2 66				
8				30	1500	10	200														1/2 50				
9				80	4000	5	150			8	100										2 160				
10				120	4800	6	200			25	300														

HOPS. 1879.		POTATOES, (Irish.) 1879.		POTATOES, (Sweet.) 1879.		TOBACCO. 1879.		ORCHARDS—1879.						NURSERIES.		VINEYARDS.			MARKET GARDENS.	BEES—1879.		FOREST PRODUCTS.	
								APPLE.			PEACH.												
Area.	Crop.	Area.	Crop.	Area.	Crop.	Area.	Crop.	Acres.	Bearing trees.	Bushels. 1879.	Acres.	Bearing trees.	Bushels 1879.	Total value of orchard products of all kinds sold or consumed.	Acres.	Value of produce sold in 1879.	Acres.	Grapes sold in 1879.	Wine made in 1879.	Value of produce sold in 1879.	Honey.	Wax.	Amount of wood cut in 1879.	Value of all forest products sold or consumed in 1879.
Acres.	Lbs.	Acres.	Bush.	Acres.	Bush.	Acres.	Lbs.	No.	No.	No.	No.	No.	No.	Dollars.	No.	Dollars.	No.	Lbs.	Galls.	Dollars.	Lbs.	Lbs.	Cords.	Dollars.
76	77	78	79	80	81	82	83	84	85	86	87	88	89	90	91	92	93	94	95	96	97	98	99	100
1		1/4	15																					
2																								
3		1/4	20																					
4						1/2	500	15	150															
5		1	100					10	300	200				100										
6																								
7		1/4	20																					
8		1/4	30					5	60		5	3	30	3										
9		1/4	25	1/2	20																			
10		1/4	30																					

B.

[7—306.]

Page No. 14
Supervisor's Dist: No.
Enumeration Dist: No.

NOTE A.—The light dotted perpendicular lines, which divide the spaces intended for numbers on this Schedule, are intended to separate the units, tens, &c., from each other, and the Enumerator should be careful that the figures are written within the small spaces so formed, thus: | | 7 | 4 |, the units in the right-hand small spaces. | | 4 | 2 | 1 | | | 3 | 9 |

NOTE B.—Make an affirmative entry by a slanting line (thus /) in one of the three columns 2, 3, and 4, according as the fact is in the case of each farm—in column 2, if the occupier is the owner of the farm; in column 3, if he is the tenant at a fixed money rental; in column 4, if he conducts it for a share of the product.

NOTE C.—Enumerators will observe that there are 100 questions relating to each farm, which are arranged in four successive divisions of each schedule page.

SCHEDULE 2.—Productions of Agriculture in Richmond Township in the County of Ray, State of Missouri

enumerated by me on the 18th day of June, 1880. Jno R Clark, *Enumerator.*

OF THE PERSON WHO CONDUCTS THIS FARM.				ACRES OF LAND.				FARM VALUES.			FENCES.		LABOR.			GRASS LANDS.						
	TENURE.			IMPROVED.		UNIMPROVED.										ACREAGE 1879.		PRODUCTS HARVESTED IN 1879.				
THE NAME.	Owns.	Rents for fixed money rental.	Rents for shares of products.	Tilled, including fallow and grass in rotation (whether pasture or meadow.)	Permanent meadows, permanent pastures, orchards, vineyards.	Woodland and forest.	Other unimproved, including "old fields" not growing wood.	Of farm, including land, fences, and buildings.	Of farming implements and machinery.	Of Live Stock.	Cost of building and repairing in 1879.	Cost of fertilizers purchased in 1879.	Amount paid for wages for farm labor during 1879, including value of board.	Weeks hired labor in 1879 upon farm (and dairy) excluding house-work	Estimated value of all farm productions (sold, consumed, or on hand) for 1879.	Mown.	Not Mown.	Hay.	Clover Seed.	Grass Seed.	Horses of all ages on hand June 1, 1880.	Mules and Asses, all ages, on hand June 1, 1880.
				No.	No.	No.	No.	Dollars.	Dollars.	Dollars.	Dollars.	Dollars.	Dollars.	No.	Dollars.	Acres.	Acres.	Tons.	Bushels.	Bushels.	No.	No.
1	2	3	4	5	6	7	8	9	10	11	12	13	14	15	16	17	18	19	20	21	22	23
1 Hughes Richard			1	15		30		450	20	60					250						1	
2 Minor Noah		1		65		12	3	800	20	125	10		15	3	360						4	1
3 Mason Samuel C	1			340	210			5000	200	1075			325	65	1400	50	100	30			3	6
4 Clark Charles A	1			120	30	30		2000	40	375			15	3	800	22	8	15				2
5 Hunt James R	1			62	10	20		1000	50	450					525	10		2			5	
6 Frazier Lewis S	1			80	10	30		1000	35	200	20		85	20	530						5	2
7 Spalding Jno W			1	75		175		3000	50	200					400						2	4
8 Spalding John J			1	30					10	200					300							2
9 Thacker A B			1	60				600	100	400					500						6	3
10 Briant Eli			1	15		5		800	50	250					200						2	

NEAT CATTLE AND THEIR PRODUCTS.										SHEEP.								SWINE.	POULTRY ON HAND JUNE 1ST, 1880, EXCLUSIVE OF SPRING HATCHING.		EGGS PRODUCED IN 1879.
ON HAND JUNE 1, 1880.			MOVEMENT, 1879.					Milk sold, or sent to butter and cheese factories in 1879.	Butter made on the farm in 1879.	Cheese made on the farm in 1879.	ON HAND JUNE 1, 1880.	MOVEMENT, 1879.							CLIP, SPRING 1880, SHORN AND TO BE SHORN.					
			Cattle of all ages									Lambs dropped.	Sheep and lambs						Fleeces.	Weight.	On hand June 1, 1880.			
Working oxen.	Milch cows.	Other.	Calves dropped.	Purchased.	Sold living.	Slaughtered.	Died, strayed, and stolen, and not recovered.						Purchased.	Sold living.	Slaughtered.	Killed by dogs.	Died of disease.	Died of stress of weather.				Barn-yard.	Other.	
No.	No.	No.	No.	No.	No.	No.	No.	Gallons.	Lbs.	Lbs.	No.	No.	No.	No.	No.	No.	No.	No.	No.	Lbs.	No.	No.	No.	Doz.
24	25	26	27	28	29	30	31	32	33	34	35	36	37	38	39	40	41	42	43	44	45	46	47	48
1	1								75													30		90
2	2	5	2	1					125												26	40		150
3	3	32	3	45	51	1			350		53	25			3				28	200	75	40		120
4	3	2	1	33	34				250												35	60	5	130
5	2	2							125		36	16		3					20	175	15	20		50
6	1	4	3		3		2		200		15			5	4		14		13	105	18	100	10	300
7	3	5	3	1					300												30	25		200
8	1	5	2						100												15	40		160
9	1	5		4	1				100		5	2							4	20	30	36		144
10	3	1		1	6				400												9	33		140

CEREALS.										PULSE.		FIBER.						SUGAR.							
BARLEY. 1879.		BUCKWHEAT. 1879.		INDIAN CORN. 1879.		OATS. 1879.		RYE. 1879.		WHEAT. 1879.			FLAX—1879.			HEMP.		SORGHUM—1879.			MAPLE—1879.		BROOM CORN. 1879.	
Area.	Crop.	Area.	Crop.	Area.	Crop.	Area.	Crop.	Area.	Crop.	Area.	Crop.	Canada Peas, (1879.) in 1879.	Beans, (Dry.) in 1879.	Area in Crop.	Seed.	Straw.	Fiber.	Area in Crop.	Sugar.	Molasses.	Sugar.	Molasses.		
Acres.	Bush.	Acres.	Bush.	Acres.	Bush.	Acres.	Bush.	Acres.	Bush.	Acres.	Bush.	Bush.	Bush.	Acres.	Bush.	Tons.	Lbs.	Acs.	Tns.	Acres.	Lbs.	Galls.	Lbs.	Gallons.	Acs.	Lbs.
49	50	51	52	53	54	55	56	57	58	59	60	61	62	63	64	65	66	67	68	69	70	71	72	73	74	75
1				12	500					10	100															
2				45	1350	6	120													1		35				
3				100	3500	6	150			100	600															
4				55	2750					25	195															
5				30	1500	10	270			16	150									3/4		94				
6				35	1600	11	150			14	163									1/2		40				
7				40	1500	2	20	2	10	4	95									1/2	1/4	40				
8				30	1000	3	50			3	60									1/4	1/4	30				
9				50	2500	6	140													1/4	1/4	30				
10																										

HOPS. 1879.		POTATOES, (Irish.) 1879.		POTATOES, (Sweet.) 1879.		TOBACCO. 1879.		ORCHARDS—1879.						NURSERIES.		VINEYARDS.			MARKET GARDENS.	BEES—1879.		FOREST PRODUCTS.	
								APPLE.			PEACH.												
Area.	Crop.	Area.	Crop.	Area.	Crop.	Area.	Crop.	Acres.	Bearing trees.	Bushels. 1879.	Acres.	Bearing trees.	Bushels. 1879.	Total value of orchard products of all kinds sold or consumed.	Acres.	Value of produce sold in 1879.	Acres.	Grapes sold in 1879.	Wine made in 1879.	Value of produce sold in 1879.	Honey.	Wax.	Amount of wood cut in 1879.	Value of all forest products sold or consumed in 1879.
Acres.	Lbs.	Acres.	Bush.	Acres.	Bush.	Acres.	Lbs.	No.	No.	No.	No.	No.	No.	Dollars.	No.	Dollars.	No.	Lbs.	Galls.	Dollars.	Lbs.	Lbs.	Cords.	Dollars.
76	77	78	79	80	81	82	83	84	85	86	87	88	89	90	91	92	93	94	95	96	97	98	99	100
1																								
2		1/2	25																					
3		1/8	20					6	150															
4								6	200	150				75										
5								2	60					20							15			
6		1/4	25					3	40	50											100	5		
7		1/8	10																					
8		1/4	10																					
9																								
10																								

Received July 30, 1880.

Page No. 15
Supervisor's Dist: No. 7
Enumeration Dist: No. 135

NOTE A.—The light dotted perpendicular lines, which divide the spaces intended for numbers on this Schedule, are intended to separate the units, tens, &c., from each other, and the Enumerator should be careful that the figures are written within the small spaces so formed, thus: | 7 | 4 |, the units | 4 | 2 | 1 | in the right-hand small spaces. | 3 | 9 |

NOTE B.—Make an affirmative entry by a slanting line (thus /) in one of the three columns 2, 3, and 4, according as the fact is in the case of each farm—in column 2, if the occupier is the owner of the farm; in column 3, if he is the tenant at a fixed money rental; in column 4, if he conducts it for a share of the product.

NOTE C.—Enumerators will observe that there are 100 questions relating to each farm, which are arranged in four successive divisions of each schedule page.

SCHEDULE 2.—Productions of Agriculture in Richmond Township in the County of Ray, State of Indiana

enumerated by me on the 18th day of June, 1880. Jno T Burk, *Enumerator.*

OF THE PERSON WHO CONDUCTS THIS FARM.				ACRES OF LAND.				FARM VALUES.			FENCES.		LABOR.			GRASS LANDS.						
	TENURE.			IMPROVED.		UNIMPROVED.										ACREAGE 1879.		PRODUCTS HARVESTED IN 1879.				
THE NAME.	Owner.	Rents for fixed money rental.	Rents for shares of products.	Tilled, including fallow and grass in rotation, (whether pasture or meadow.)	Permanent meadows, permanent pastures, orchards, vineyards.	Woodland and forest.	Other unimproved, including "old fields" not growing wood.	Of farm, including land, fences, and buildings.	Of farming implements and machinery.	Of Live Stock.	Cost of building and repairing in 1879.	Cost of fertilizers purchased in 1879.	Amount paid for wages for farm labor during 1879, including value of board.	Weeks hired labor in 1879 upon farm (and dairy) excluding house-work.	Estimated value of all farm productions (sold, consumed, or on hand) for 1879.	Mown.	Not Mown.	Hay.	Clover Seed.	Grass Seed.	Horses of all ages on hand June 1, 1880.	Mules and Asses, all ages, on hand June 1, 1880.
				No.	No.	No.	No.	Dollars.	Dollars.	Dollars.	Dollars.	Dollars.	Dollars.	No.	Dollars.	Acres.	Acres.	Tons.	Bushels.	Bushels.	No.	No.
1	2	3	4	5	6	7	8	9	10	11	12	13	14	15	16	17	18	19	20	21	22	23
1 Hines & Trader			1	60					30	400					350						3	2
2 Thompson David A	1			220	160			4400	250	2000					1200						11	12
3 Thompson David R	1			40	10			600	100	250					400						2	
4 Green Henry			1	100	10	80	100	4275	200	225					500	2		2			4	
5 Thompson Elizabeth J	1			120	58			2000	100	300					400	18		30			3	1
6 Thompson Andrew J	1			45	5	15		400	100	450			300	12	500	5		6			2	2
7 Snider Neal			1	60		100		1600	100	250					375						3	
8 Kettle Hiram Pr dau	1			360	160	160		5200	250	3000	500		300	104	1000	30		30			4	5
9 Romney John Sr dau	1			200	100	50		3200	300	880	70		100	16	600	20		10			8	1
10 Duval Amanuus	1			160	80	80		5000	400	4000			150	40	1500	65		65			18	6

NEAT CATTLE AND THEIR PRODUCTS.

ON HAND JUNE 1, 1880.			MOVEMENT, 1879.							
				Cattle of all ages						
Working oxen.	Milch cows.	Other.	Calves dropped.	Purchased.	Sold living.	Slaughtered.	Died, strayed, sold, stolen, and not recovered.	Milk sold, or sent to butter and cheese factories in 1879.	Butter made on the farm in 1879.	Cheese made on the farm in 1879.
No.	No.	No.	No.	No.	No.	No.	No.	Gallons.	Lbs.	Lbs.
24	25	26	27	28	29	30	31	32	33	34
	1								100	
	9	21	8	1					1000	
	3								300	
	1	2		1	1				100	
	3		2		2				100	
	3	3	3	7	6	5	1		500	
	2	3	1	1	1				200	
	20	15	8	3	6	1			600	
	4	31	10	1		2			400	
	8	43	7	20	20	2	1		600	

SHEEP.

ON hand June 1, 1880.	MOVEMENT, 1879.							CLIP, SPRING 1880, SHORN AND TO BE SHORN.		SWINE.	POULTRY ON HAND JUNE 1ST, 1880, EXCLUSIVE OF SPRING HATCHING.		EGGS PRODUCED IN 1879.
		Sheep and lambs											
	Lambs dropped.	Purchased.	Sold living.	Slaughtered.	Killed by dogs.	Died of disease.	Died of stress of weather.	Fleeces.	Weight.	On hand June 1, 1880.	Barn-yard.	Other.	
No.	No.	No.	No.	No.	No.	No.	No.	No.	Lbs.	No.	No.	No.	Doz.
35	36	37	38	39	40	41	42	43	44	45	46	47	48
16	5					1		11	55		30		200
10	4	1	7	3	6			6	24	31	75		300
15	5		15					15	75	52	70		280
										31	25		100
											3		12
18	6	4		6		1		12	85	20	50		200
										20	40		160
30	12			4		2		30	75	60	75		300
6	2		175	8	1	3		6	30	30	20		80
74	30		10	5		2		40	285	80	40		160

CEREALS.

BARLEY. 1879.		BUCKWHEAT. 1879.		INDIAN CORN. 1879.		OATS. 1879.		RYE. 1879.		WHEAT. 1879.		PULSE.	
Area.	Crop.	Area.	Crop.	Area.	Crop.	Area.	Crop.	Area.	Crop.	Area.	Crop.	Canada Peas. (Dry.) in 1879.	Beans. (Dry.) in 1879.
Acres.	Bush.	Acres.	Bush.	Acres.	Bush.	Acres.	Bush.	Acres.	Bush.	Acres.	Bush.	Bush.	Bush.
49	50	51	52	53	54	55	56	57	58	59	60	61	62
				60	1500	3	90			15	40		
				50	1750					8	16		
				38	1500								
				110	3000	18	600			10	90		
				10	500	25	750	2	30	6	50		
				20	1000								
				35	1500								
				85	4250	4	100			6	200		
				40	1200	20	200			10	60		
				100	4000					8	144		

FIBER.

FLAX—1879.				HEMP.	
Area in Crop.	Seed.	Straw.	Fiber.		
Acres.	Bush.	Tons.	Lbs.	Acs.	Tns.
63	64	65	66	67	68

SUGAR.

SORGHUM—1879.			MAPLE—1879.		BROOM CORN. 1879.	
Area in Crop.	Sugar.	Molasses.	Sugar.	Molasses.		
Acres.	Lbs.	Galls.	Lbs.	Galls.	Acs.	Lbs.
69	70	71	72	73	74	75
1/4		40				
1/4		80				
1/2		40				
1		140				
1/2		80				

HOPS. 1879.

Area.	Crop.
Acres.	Lbs.
76	77

POTATOES, (Irish.) 1879.

Area.	Crop.
Acres.	Bush.
78	79
1	30
1/2	25
1/4	25
1/2	40
1	50
1/2	60
1/4	20
1/8	5

POTATOES, (Sweet.) 1879.

Area.	Crop.
Acres.	Bush.
80	81
1/4	5
1/4	5

TOBACCO. 1879.

Area.	Crop.
Acres.	Lbs.
82	83

ORCHARDS—1879.

APPLE.			PEACH.			
Acres.	Bearing trees.	Bushels. 1879.	Acres.	Bearing trees.	Bushels. 1879.	Total value of orchard products of all kinds sold or consumed.
No.	No.	No.	No.	No.	No.	Dollars.
84	85	86	87	88	89	90
2	25	20				10
2	75					
3	75	30				15
1	70	50				25

NURSERIES.

Acres.	Value of produce sold in 1879.
No.	Dollars.
91	92

VINEYARDS.

Acres.	Grapes sold in 1879.	Wine made in 1879.
No.	Lbs.	Galls.
93	94	95
1		

MARKET GARDENS.

Value of produce sold in 1879.
Dollars.
96

BEES—1879.

Honey.	Wax.
Lbs.	Lbs.
97	98

FOREST PRODUCTS.

Amount of wood cut in 1879.	Value of all forest products sold or consumed in 1879.
Cords.	Dollars.
99	100

D.

[7—306.]

Page No. 16
Supervisor's Dist: No. 7
Enumeration Dist: No. 135

NOTE A.—The light dotted perpendicular lines, which divide the spaces intended for numbers on this Schedule, are intended to separate the units, tens, &c., from each other, and the Enumerator should be careful that the figures are written within the small spaces so formed, thus: | 7 | 4 |, the units in the right-hand small spaces.

NOTE B.—Make an affirmative entry by a slanting line (thus /) in one of the three columns 2, 3, and 4, according as the fact is in the case of each farm in column 2, if the occupier is the owner of the farm; in column 3, if he is the tenant at a fixed money rental; in column 4, if he conducts it for a share of the product.

NOTE C.—Enumerators will observe that there are 100 questions relating to each farm, which are arranged in four successive divisions of each schedule page.

SCHEDULE 2.—Productions of Agriculture in Richmond Township in the County of Ray, State of Missouri

enumerated by me on the 19 day of June, 1880. Jno. F. Burk, *Enumerator.*

OF THE PERSON WHO CONDUCTS THIS FARM.				ACRES OF LAND.				FARM VALUES.			FENCES.		LABOR.			GRASS LANDS.						
	TENURE.			IMPROVED.		UNIMPROVED.										ACREAGE 1879.		PRODUCTS HARVESTED IN 1879.				
THE NAME.	Owners.	Rents for fixed money rental	Rents for shares of products.	Tilled, including fallow and grass in rotation. (whether pasture or meadow.)	Permanent meadows, permanent pastures, orchards, vineyards.	Woodland and forest.	Other unimproved, including "old fields" not growing wood.	Of farm, including land, fences, and buildings.	Of farming implements and machinery.	Of Live Stock.	Cost of building and repairing in 1879.	Cost of fertilizers purchased in 1879.	Amount paid for wages for farm labor during 1879, including value of board.	Weeks hired labor in 1879 upon farm (and dairy) excluding House-work.	Estimated value of all farm productions (sold, consumed, or on hand) for 1879.	Mown.	Not Mown.	Hay.	Clover Seed.	Grass Seed.	Horses of all ages on hand June 1, 1880.	Mules and Asses, all ages, on hand June 1, 1880.
				No.	No.	No.	No.	Dollars.	Dollars.	Dollars.	Dollars.	Dollars.	Dollars.	No.	Dollars.	Acres.	Acres.	Tons.	Bushels.	Bushels.	No.	No.
1	2	3	4	5	6	7	8	9	10	11	12	13	14	15	16	17	18	19	20	21	22	23
1 Edgar Sylvester	1			100		20		1200	40	225					570						2	
2 Mason Penrod	1			200	70	10	40	3000	60	475					830						5	1
3 Branstetter Richard	1			51	40			1000	50	180					250						3	1
4 Leyts Josefahus		1		60			60	1000	25	325					160						2	2
5 Sharp Robert	1			70		10		650	20	320			25	4	400	5		2			1	1
6 McAfee William	1			70			10	1000	80	360					500						5	2
7 Whittacher Lawson		1		30		10		300	30	475					200						6	
8 Clark Joseph S	1			60		100		1600	40	150					225						2	
9 Sawyer John & Bro		1		30		50		800	50	800	20		2	10	500						6	3
10 Haynes Joseph	1			23		17		1000	60	400					200						1	2

NEAT CATTLE AND THEIR PRODUCTS.											SHEEP.										SWINE.	POULTRY ON HAND JUNE 1ST, 1880, EXCLUSIVE OF SPRING HATCHING.		EGGS PRODUCED IN 1879.
ON HAND JUNE 1, 1880.			MOVEMENT, 1879.									MOVEMENT, 1879.							CLIP, SPRING 1880, SHORN AND TO BE SHORN.					
			Cattle of all ages					Milk sold or sent to but not sold cheese factories in 1879.	Butter made on the farm in 1879.	Cheese made on the farm in 1879.		Sheep and lambs												
Working oxen.	Milch cows.	Other.	Calves dropped.	Purchased.	Sold living.	Slaughtered.	Died, strayed and lost and not recovered.				On hand June 1, 1880	Lambs dropped.	Purchased.	Sold living.	Slaughtered.	Killed by dogs.	Died of disease.	Died of stress of weather.	Fleeces	Weight.	On hand June 1, 1880.	Barn-yard.	Other.	
No.	No.	No.	No.	No.	No.	No.	No.	Gallons.	Lbs.	Lbs.	No.	No.	No.	No.	No.	No.	No.	No.	No.	Lbs.	No.	No.	No.	Doz.
24	25	26	27	28	29	30	31	32	33	34	35	36	37	38	39	40	41	42	43	44	45	46	47	48
1	2	2	2						50												8	30		120
2	6	6	3						240												35	40		160
3	1	1	1						40												3	40		160
4	1	1				2			60												10	25		100
5	3	6	1			1			100		30	10							20	100	15	20		80
6	1	1							350												18	50		200
7	2	4	2						90												25		15	60
8	1	1							40												2			
9	6	4	4			1			500												50	20		80
10	3	2	1	2		8			300												16	30		120

CEREALS.												PULSE.		FIBER.						SUGAR.						BROOM CORN. 1879.	
BARLEY. 1879.		BUCKWHEAT. 1879.		INDIAN CORN. 1879.		OATS. 1879.		RYE. 1879.		WHEAT. 1879.		Canada Peas, (Dry.) in 1879.	Beans, (Dry.) in 1879.	FLAX—1879.				Hemp.		SORGHUM—1879.			MAPLE—1879.				
Area.	Crop.	Area.	Crop.	Area.	Crop.	Area.	Crop.	Area.	Crop.	Area.	Crop.			Area in Crop.	Seed.	Straw.	Fiber.			Area in Crop.	Sugar.	Molasses.	Sugar.	Molasses.			
Acres.	Bush.	Acres.	Bush.	Acres.	Bush.	Acres.	Bush.	Acres.	Bush.	Acres.	Bush.	Bush.	Bush.	Acres.	Bush.	Tons.	Lbs.	Acs.	Tns.	Acres.	Lbs.	Galls.	Lbs.	Galls.	Acs.	Lbs.
49	50	51	52	53	54	55	56	57	58	59	60	61	62	63	64	65	66	67	68	69	70	71	72	73	74	75
1				40	1600					15	170															
2				65	2500					20	200															
3				40	1000	3	35			6	60															
4				20	400	5	100																			
5				25	1000	2	40			8	100															
6				40	1600					7	90									1		60				
7				16	600	3	80			2	34															
8				30	1100	2	60			5	60															
9				30	1530															1/8		12				
10				18	830					2	29															

HOPS. 1879.		POTATOES, (Irish.) 1879.		POTATOES, (Sweet.) 1879.		TOBACCO. 1879.		ORCHARDS—1879.						NURSERIES.		VINEYARDS.			MARKET GARDENS.	BEES—1879.		FOREST PRODUCTS.	
								APPLE.			PEACH.												
Area.	Crop.	Area.	Crop.	Area.	Crop.	Area.	Crop.	Acres.	Bearing trees.	Bushels. 1879.	Acres.	Bearing trees.	Bushels. 1879.	Total value of orchard products of all kinds sold or consumed.	Acres.	Value of produce sold in 1879.	Acres.	Grapes sold in 1879.	Wine made in 1879.	Value of produce sold in 1879.	Honey.	Wax.	Amount of wood cut in 1879.	Value of all forest products sold or consumed in 1879.
Acres.	Lbs.	Acres.	Bush.	Acres.	Bush.	Acres.	Lbs.	No.	No.	No.	No.	No.	No.	Dollars.	No.	Dollars.	No.	Lbs.	Galls.	Dollars.	Lbs.	Lbs.	Cords.	Dollars.
76	77	78	79	80	81	82	83	84	85	86	87	88	89	90	91	92	93	94	95	96	97	98	99	100
1								1	50	40				15										
2								6	200	175				90										
3																								
4																								
5		1/2	50																					
6																								
7																								
8																								
9																								
10																								

Received July 30, 1880.

[7–306.]

A.

Page No. 17
Supervisor's Dist: No. 7
Enumeration Dist: No. 135

NOTE A.—The light dotted perpendicular lines, which divide the spaces intended for numbers on this Schedule, are intended to separate the units, tens, &c., from each other, and the Enumerator should be careful that the figures are written within the small spaces so formed, thus: | | 7 | 4 |, the units | 4 | 2 | 1 | | 3 | 9 |

NOTE B.—Make an affirmative entry by a slanting line (thus /) in one of the three columns 2, 3, and 4, according as the fact is in the case of each farm—in column 2, if the occupier is the owner of the farm; in column 3, if he is the tenant at a fixed money rental; in column 4, if he conducts it for a share of the product.

NOTE C.—Enumerators will observe that there are 100 questions relating to each farm, which are arranged in four successive divisions of each schedule page.

SCHEDULE 2.—Productions of Agriculture in Richmond in the County of Ray, State of Missouri

enumerated by me on the 21 day of June, 1880. Jno T Burk,
Enumerator.

OF THE PERSON WHO CONDUCTS THIS FARM.				ACRES OF LAND.				FARM VALUES.			FENCES.		LABOR.			GRASS LANDS.						
	TENURE.			IMPROVED.		UNIMPROVED.										ACREAGE 1879.		PRODUCTS HARVESTED IN 1879.				
THE NAME.	Owner.	Rents for fixed money rental.	Rents for shares of products.	Tilled, including fallow and grass in rotation, (whether pasture or meadow.)	Permanent meadows, permanent pastures, orchards, vineyards.	Woodland and forest.	Other unimproved, including "old fields" not growing wood.	Of farm, including land, fences, and buildings.	Of farming implements and machinery.	Of Live Stock.	Cost of building and repairing in 1879.	Cost of fertilizers purchased in 1879.	Amount paid for wages for farm labor during 1879, including value of board.	Weeks hired labor in 1879 upon farm (and dairy) excluding house-work.	Estimated value of all farm productions (sold, consumed, or on hand) for 1879.	Mown.	Not Mown.	Hay.	Clover Seed.	Grass Seed.	Horses of all ages on hand June 1, 1880.	Mules and Asses, all ages, on hand June 1, 1880.
				No.	No.	No.	No.	Dollars.	Dollars.	Dollars.	Dollars.	Dollars.	Dollars.	No.	Dollars.	Acres.	Acres.	Tons.	Bushels.	Bushels.	No.	No.
1	2	3	4	5	6	7	8	9	10	11	12	13	14	15	16	17	18	19	20	21	22	23
1 Haynes George R	1			25		15		800	100	225	28				350						3	
2 Haynes James P & Son	1			120	80	20		4000	500	2000			200	40	800	45		45			6	12
3 Davis Samuel C	1			130	20	60		3000	200	600			50	10	600						5	1
4 Hackley Dennis	1			100		60		3000	50	500	160		160	6	500	15		10			8	2
5 Jones James R			1	40		40		1000	15	350					400						3	1
6 Fletcher Robert W			1	58	3	3		700	75	400					350	4		4			3	2
7 Young Ambrose	1			100		100		4000	100	300			100	30	400	5		3			1	3
8 Walker Henry	1			35	2	5		800	50	350					300	2		2			3	2
9 Hall Regan	1			360	280	80		4400	200	2000	30		100	10	1200	140	10	140			8	8
10 Bales Chas T Jr	1			50	15	50		1000	50	200					400	4		3			1	2

NEAT CATTLE AND THEIR PRODUCTS.

ON HAND JUNE 1, 1880.			MOVEMENT, 1879.							
			Cattle of all ages							
Working oxen.	Milch cows.	Other.	Calves dropped.	Purchased.	Sold living.	Slaughtered.	Died, strayed, and stolen, and not recovered.	Milk sold, or sent to butter and cheese factories in 1879.	Butter made on the farm in 1879.	Cheese made on the farm in 1879.
No.	No.	No.	No.	No.	No.	No.	No.	Gallons.	Lbs.	Lbs.
24	25	26	27	28	29	30	31	32	33	34
	1	2	1	1	2		2		100	
	7	9	3	10	12	1	2		300	
	4	10	2	1	2				400	
	7	7	2		1				300	
	3	2	2		3				300	
	4	7	3		1				400	
	8	6	6	40	40	1	1		800	
	3								300	
	12	35	20	10	20	1	1		500	
	3		2		2				300	

SHEEP.

On hand June 1, 1880.	MOVEMENT, 1879.								CLIP, SPRING 1880, SHORN AND TO BE SHORN.		SWINE.	POULTRY ON HAND JUNE 1ST, 1880, EXCLUSIVE OF SPRING HATCHING.		EGGS PRODUCED IN 1879.
	Lambs dropped.	Sheep and lambs												
		Purchased.	Sold living.	Slaughtered.	Killed by dogs.	Died of disease.	Died of stress of weather.		Fleeces.	Weight.	On hand June 1, 1880.	Barn-yard.	Other.	
No.	No.	No.	No.	No.	No.	No.	No.		No.	Lbs.	No.	No.	No.	Doz.
35	36	37	38	39	40	41	42		43	44	45	46	47	48
											15	14		96
31	17	17				4			17	126	42	50		200
6					2				3	36	50	24		100
20	7		1			1			13	104	30	100		400
											30	70		280
7	3					2			6	28	29	30		240
											50	6		24
											45			
70	29		20	12		1			41	200	50	50		200
6	2		5						4	36	12	24		106

CEREALS.

BARLEY. 1879.		BUCKWHEAT. 1879.		INDIAN CORN. 1879.		OATS. 1879.		RYE. 1879.		WHEAT. 1879.	
Area.	Crop.	Area.	Crop.	Area.	Crop.	Area.	Crop.	Area.	Crop.	Area.	Crop.
Acres.	Bush.	Acres.	Bush.	Acres.	Bush.	Acres.	Bush.	Acres.	Bush.	Acres.	Bush.
49	50	51	52	53	54	55	56	57	58	59	60
				25	1250						
				35	1500	6	240			35	303
				40	2000	8	100			30	300
				35	1500	6	100			15	175
				30	1250					8	86
				30	1500	7	285			4	37
				30	1500	3	40			8	75
				25	1250						
				35	1750					8	150
				19	940					5	63

PULSE.

Canada Peas, (Dry.) in 1879.	Beans, (Dry.) in 1879.
Bush.	Bush.
61	62

FIBER.

FLAX—1879.				HEMP.	
Area in Crop.	Seed.	Straw.	Fiber.		
Acres.	Bush.	Tons.	Lbs.	Acs.	Tns.
63	64	65	66	67	68

SUGAR.

SORGHUM—1879.			MAPLE—1879.		BROOM CORN. 1879.	
Area in Crop.	Sugar.	Molasses.	Sugar.	Molasses.		
Acres.	Lbs.	Galls.	Lbs.	Galls.	Acs.	Lbs.
69	70	71	72	73	74	75
1/2		50				
1/4		15				
1/2		80				
1/4		44				
1/8		14				
1/8		14				
1/4		40				
1/8		15				

ORCHARDS—1879.

APPLE.			PEACH.			Total value of orchard products of all kinds sold or consumed.
Acres.	Bearing trees.	Bushels. 1879.	Acres.	Bearing trees.	Bushels. 1879.	
No.	No.	No.	No.	No.	No.	Dollars.
84	85	86	87	88	89	90
3	120	100				50
1	25					
1	100	30				15
2	75					

NURSERIES.

Acres.	Value of produce sold in 1879.
No.	Dollars.
91	92

VINEYARDS.

Acres.	Grapes sold in 1879.	Wine made in 1879.
No.	Lbs.	Galls.
93	94	95

MARKET GARDENS.

Value of produce sold in 1879.
Dollars.
96

BEES—1879.

Honey.	Wax.
Lbs.	Lbs.
97	98

FOREST PRODUCTS.

Amount of wood cut in 1879.	Value of all forest products sold or consumed in 1879.
Cords.	Dollars.
99	100
	35
	250

B.

[7–306.]

Page No. 18
Supervisor's Dist: No. 3
Enumeration Dist: No. 135

NOTE A.—The light dotted perpendicular lines, which divide the spaces intended for numbers on this Schedule, are intended to separate the units, tens, &c., from each other, and the Enumerator should be careful that the figures are written within the small spaces so formed, thus: 7|4, the units 4|2|1, 3|9.

NOTE B.—Make an affirmative entry by a slanting line (thus /) in one of the three columns 2, 3, and 4, according as the fact is in the case of each farm—in column 2, if the occupier is the owner of the farm; in column 3, if he is the tenant at a fixed money rental; in column 4, if he conducts it for a share of the product.

NOTE C.—Enumerators will observe that there are 100 questions relating to each farm, which are arranged in four successive divisions of each schedule page.

SCHEDULE 2.—Productions of Agriculture in Richmond in the County of Ray, State of .....

enumerated by me on the 21st day of June, 1880. Jno T Rust, *Enumerator.*

	OF THE PERSON WHO CONDUCTS THIS FARM.				ACRES OF LAND.				FARM VALUES.			FENCES.		LABOR.			GRASS LANDS.						
		TENURE.			IMPROVED.		UNIMPROVED.										ACREAGE 1879.		PRODUCTS HARVESTED IN 1879.				
	THE NAME.	Owner.	Rents for fixed money rental.	Rents for shares of products.	Tilled, including fallow and grass in rotation, (whether pasture or meadow.)	Permanent meadows, permanent pastures, orchards, vineyards.	Woodland and forest.	Other unimproved, including "old fields" not growing wood.	Of farm, including land, fences, and buildings.	Of farming implements and machinery.	Of Live Stock.	Cost of building and repairing in 1879.	Cost of fertilizers purchased in 1879.	Amount paid for wages for farm labor during 1879, including value of board.	Weeks hired labor in 1879 upon farm (and dairy) excluding house-work	Estimated value of all farm productions (sold, consumed, or on hand) for 1879.	Mown.	Not Mown.	Hay.	Clover Seed.	Grass Seed.	Horses of all ages on hand June 1, 1880.	Mules and Asses, all ages, on hand June 1, 1880.
					No.	No.	No.	No.	Dollars.	Dollars.	Dollars.	Dollars.	Dollars.	Dollars.	No.	Dollars.	Acres.	Acres.	Tons.	Bushels.	Bushels.	No.	No.
	1	2	3	4	5	6	7	8	9	10	11	12	13	14	15	16	17	18	19	20	21	22	23
1	Bates Charles F	1			185	180	362		4000		1200					150						8	4
2	Woodson & Bro	1			160	70			3200		300	300				1100						6	2
3	Timms John	1			20		20		400	50	350					225						2	2
4	Lewis James a	1			47	15	6	12	800	100	800			50	10	400	8	7	3			5	3
5	Davis Betsy	1			20		20		360	40	325					165						4	1
6	Stall William	1			20		30	30	700	30	350					235						2	2
7	Wilson Lewis	1			30		10	10	400	20	200					250						3	
8	Holmes William	1			20				250	44	350					125							2
9	Offutt Robert	1			80		20		1600	30	950					650						4	9
10	Holmes Wilson	1			15				125	10	130					100						1	1

	NEAT CATTLE AND THEIR PRODUCTS.											SHEEP.										SWINE.	POULTRY ON HAND JUNE 1ST, 1880, EXCLUSIVE OF SPRING HATCHING.		EGGS PRODUCED IN 1879.
	ON HAND JUNE 1, 1880.			MOVEMENT, 1879.								ON HAND JUNE 1, 1880.	MOVEMENT, 1879.							CLIP, SPRING 1880, SHORN AND TO BE SHORN.		ON HAND JUNE 1, 1880.			
				Cattle of all ages									Lambs dropped.	Sheep and lambs											
	Working oxen.	Milch cows.	Other.	Calves dropped.	Purchased.	Sold living.	Slaughtered.	Died, strayed, and stolen, and not recovered.	Milk sold, or sent to butter and cheese factories in 1879.	Butter made on the farm in 1879.	Cheese made on the farm in 1879.			Purchased.	Sold living.	Slaughtered.	Killed by dogs.	Died of disease.	Died of stress of weather.	Fleeces.	Weight.		Barnyard.	Other.	
	No.	No.	No.	No.	No.	No.	No.	No.	Gallons.	Lbs.	Lbs.	No.	No.	No.	No.	No.	No.	No.	No.	No.	Lbs.	No.	No.	No.	Doz.
	24	25	26	27	28	29	30	31	32	33	34	35	36	37	38	39	40	41	42	43	44	45	46	47	48
1		2		2		2				200		6	2		21					4	36	12	36	3	144
2																									
3		3	2	2		2				60												2	15		30
4		6	12	4	1	2		2		160		11	3					1	1	8	60	20	50		100
5		3	1	1						100												12	20		30
6		4	4	3		3				125												20	30		75
7		3								40												20			120
8		5	5	3						75												20	25		100
9		10	4	5		8				100												22	100		400
10																						10			

	CEREALS.												PULSE.		FIBER.						SUGAR.							
	BARLEY. 1879.		BUCKWHEAT. 1879.		INDIAN CORN. 1879.		OATS. 1879.		RYE. 1879.		WHEAT. 1879.		Canada Peas, (Dry.) in 1879.	Beans, (Dry.) in 1879.	FLAX—1879.			HEMP.			SORGHUM—1879.			MAPLE—1879.		BROOM CORN. 1879.	
	Area.	Crop.	Area.	Crop.	Area.	Crop.	Area.	Crop.	Area.	Crop.	Area.	Crop.			Area in Crop.	Seed.	Straw.	Fiber.			Area in Crop.	Sugar.	Molasses.	Sugar.	Molasses.		
	Acres.	Bush.	Acres.	Bush.	Acres.	Bush.	Acres.	Bush.	Acres.	Bush.	Acres.	Bush.	Bush.	Bush.	Acres.	Bush.	Tons.	Lbs.	Acs.	Tns.	Acres.	Lbs.	Galls.	Lbs.	Galls.	Acs.	Lbs.
	49	50	51	52	53	54	55	56	57	58	59	60	61	62	63	64	65	66	67	68	69	70	71	72	73	74	75
1					16	580	4	140			2	23									1/8	1/8	15				
2					90	4500															1		200				
3					10	200					4	20															
4					35	1250					12	120									1/4	1/4	50				
5					20	600															1/4	1/4	65				
6					15	500					15	100															
7					10	350					15	150															
8					5	~~220~~					15	120															
9					35	1400																					
10					10	400																					

	HOPS. 1879.		POTATOES, (Irish.) 1879.		POTATOES, (Sweet.) 1879.		TOBACCO. 1879.		ORCHARDS—1879.							NURSERIES.		VINEYARDS.			MARKET GARDENS.	BEES—1879.		FOREST PRODUCTS.	
									APPLE.			PEACH.			Total value of orchard products of all kinds sold or consumed.										
	Area.	Crop.	Area.	Crop.	Area.	Crop.	Area.	Crop.	Acres.	Bearing trees.	Bushels. 1879.	Acres.	Bearing trees.	Bushels. 1879.		Acres.	Value of produce sold in 1879.	Acres.	Grapes sold in 1879.	Wine made in 1879.	Value of produce sold in 1879.	Honey.	Wax.	Amount of wood cut in 1879.	Value of all forest products sold or consumed in 1879.
	Acres.	Lbs.	Acres.	Bush.	Acres.	Bush.	Acres.	Lbs.	No.	No.	No.	No.	No.	No.	Dollars.	No.	Dollars.	No.	Lbs.	Galls.	Dollars.	Lbs.	Lbs.	Cords.	Dollars.
	76	77	78	79	80	81	82	83	84	85	86	87	88	89	90	91	92	93	94	95	96	97	98	99	100
1			1/4	16					1/2	30															
2			1/2	50																					
3																									
4			1/4	20																					
5			1/4	30																					
6			1/4	30																					
7																									
8																									
9			1/2	75																					
10																									

[7–306.]

C.

Page No. 19
Supervisor's Dist: No. 7
Enumeration Dist: No. 135

NOTE A.—The light dotted perpendicular lines, which divide the spaces intended for numbers on this Schedule, are intended to separate the units, tens, &c., from each other, and the Enumerator should be careful that the figures are written within the small spaces so formed, thus: 7|4, the units in the right-hand small spaces. 4 2|1 3|9

NOTE B.—Make an affirmative entry by a slanting line (thus /) in one of the three columns 2, 3, and 4, according as the fact is in the case of each farm—in column 2, if the occupier is the owner of the farm; in column 3, if he is the tenant at a fixed money rental; in column 4, if he conducts it for a share of the product.

NOTE C.—Enumerators will observe that there are 100 questions relating to each farm, which are arranged in four successive divisions of each schedule page.

SCHEDULE 2.—Productions of Agriculture in Richmond Township in the County of Ray, State of Missouri

enumerated by me on the 22nd day of June, 1880. Jno. H. Burk, *Enumerator.*

OF THE PERSON WHO CONDUCTS THIS FARM.				ACRES OF LAND.				FARM VALUES.			FENCES.		LABOR.			GRASS LANDS.						
	TENURE.			IMPROVED.		UNIMPROVED.										ACREAGE 1879.		PRODUCTS HARVESTED IN 1879.				
THE NAME.	Owners.	Rents for fixed money rental.	Rents for shares of products.	Tilled, including fallow and grass in rotation, (whether pasture or meadow.)	Permanent meadows, permanent pastures, orchards, vineyards.	Woodland and forest.	Other unimproved, including "old fields" not growing wood.	Of farm, including land, fences, and buildings.	Of farming implements and machinery.	Of Live Stock.	Cost of building and repairing in 1879.	Cost of fertilizers purchased in 1879.	Amount paid for wages for farm labor during 1879, including value of board.	Weeks hired labor in 1879 upon farm (and dairy) excluding house-work.	Estimated value of all farm productions (sold, consumed, or on hand) for 1879.	Mown.	Not Mown.	Hay.	Clover Seed.	Grass Seed.	Horses of all ages on hand June 1, 1880.	Mules and Asses, all ages, on hand June 1, 1880.
				No.	No.	No.	No.	Dollars.	Dollars.	Dollars.	Dollars.	Dollars.	Dollars.	No.	Dollars.	Acres.	Acres.	Tons.	Bushels.	Bushels.	No.	No.
1	2	3	4	5	6	7	8	9	10	11	12	13	14	15	16	17	18	19	20	21	22	23
1 Clark James M	1			200	250	40		8000	250	1500					1200	40	40	80			6	2
2																						
3																						
4																						
5																						
6																						
7																						
8																						
9																						
10																						

NEAT CATTLE AND THEIR PRODUCTS.											SHEEP.										SWINE.	POULTRY ON HAND JUNE 1ST, 1880, EXCLUSIVE OF SPRING HATCHING.		
ON HAND JUNE 1, 1880.			MOVEMENT, 1879.										MOVEMENT, 1879.							CLIP, SPRING 1880, SHORN AND TO BE SHORN.					
			Calves dropped.	Cattle of all ages				Milk sold, or sent to butter and cheese factories in 1879.	Butter made on the farm in 1879.	Cheese made on the farm in 1879.	On hand June 1, 1880.	Lambs dropped.	Sheep and lambs							Fleeces.	Weight.	On hand June 1, 1880.			EGGS PRODUCED IN 1879.
Working oxen.	Milch cows.	Other.		Purchased.	Sold living.	Slaughtered.	Died, strayed, and stolen, and not recovered.						Purchased.	Sold living.	Slaughtered.	Killed by dogs.	Died of disease.	Died of stress of weather.				Barn-yard.	Other.	
No.	No.	No.	No.	No.	No.	No.	No.	Gallons.	Lbs.	Lbs.	No.	No.	No.	No.	No.	No.	No.	No.	No.	Lbs.	No.	No.	No.	Doz.
24	25	26	27	28	29	30	31	32	33	34	35	36	37	38	39	40	41	42	43	44	45	46	47	48
	6	20	6						500					69							50	50		200

CEREALS.												PULSE.		FIBER.						SUGAR.						BROOM CORN.	
BARLEY. 1879.		BUCKWHEAT. 1879.		INDIAN CORN. 1879.		OATS. 1879.		RYE. 1879.		WHEAT. 1879.				FLAX—1879.				HEMP.		SORGHUM—1879.			MAPLE—1879.			1879.	
Area.	Crop.	Area.	Crop.	Area.	Crop.	Area.	Crop.	Area.	Crop.	Area.	Crop.	Carnalin Peas, (Dry,) in 1879.	Beans, (Dry,) in 1879.	Area in Crop.	Seed.	Straw.	Fiber.			Area in Crop.	Sugar.	Molasses.	Sugar.	Molasses.			
Acres.	Bush.	Acres.	Bush.	Acres.	Bush.	Acres.	Bush.	Acres.	Bush.	Acres.	Bush.	Bush.	Bush.	Acres.	Bush.	Tons.	Lbs.	Acs.	Tns.	Acres.	Lbs.	Galls.	Lbs.	Galls.	Acs.	Lbs.
49	50	51	52	53	54	55	56	57	58	59	60	61	62	63	64	65	66	67	68	69	70	71	72	73	74	75
				100	5000					10	500															

HOPS. 1879.		POTATOES, (Irish.) 1879.		POTATOES, (Sweet.) 1879.		TOBACCO. 1879.		ORCHARDS—1879.						NURSERIES.		VINEYARDS.			MARKET GARDENS.	BEES—1879.		FOREST PRODUCTS.	
								APPLE.			PEACH.												
Area.	Crop.	Area.	Crop.	Area.	Crop.	Area.	Crop.	Acres.	Bearing trees.	Bushels. 1879.	Acres.	Bearing trees.	Bushels. 1879.	Total value of orchard products of all kinds sold or consumed.	Acres.	Value of produce sold in 1879.	Acres.	Grapes sold in 1879.	Wine made in 1879.	Value of produce sold in 1879.	Honey.	Wax.	Amount of wood cut in 1879.	Value of all forest products sold or consumed in 1879.
Acres.	Lbs.	Acres.	Bush.	Acres.	Bush.	Acres.	Lbs.	No.	No.	No.	No.	No.	No.	Dollars.	No.	Dollars.	No.	Lbs.	Galls.	Dollars.	Lbs.	Lbs.	Cords.	Dollars.
76	77	78	79	80	81	82	83	84	85	86	87	88	89	90	91	92	93	94	95	96	97	98	99	100
		½	30					7	150	200				100										

I Certify that I have duly Completed the Enumeration of the District Assigned me And that the Returns have been Duly And Truthfully Made in Accordance with Law And My Oath of Office

Dated June 22nd AD 1880

Jno H Burk
Enumerator

D.

[7–306.]

Page No. .....
Supervisor's Dist: No. .....
Enumeration Dist: No. .....

NOTE A.—The light dotted perpendicular lines, which divide the spaces intended for numbers on this Schedule, are intended to separate the units, tens, &c., from each other, and the Enumerator should be careful that the figures are written within the small spaces so formed, thus: | | 7 | 4 |, the units | 4 | 2 | 1 | in the right-hand small spaces. | | 3 | 9 |

NOTE B.—Make an affirmative entry by a slanting line (thus /) in one of the three columns 2, 3, and 4, according as the fact is in the case of each farm—in column 2, if the occupier is the owner of the farm; in column 3, if he is the tenant at a fixed money rental; in column 4, if he conducts it for a share of the product.

NOTE C.—Enumerators will observe that there are 100 questions relating to each farm, which are arranged in four successive divisions of each schedule page.

SCHEDULE 2.—Productions of Agriculture in ..... in the County of ....., State of .....

enumerated by me on the ..... day of June, 1880. .....,

Enumerator.

OF THE PERSON WHO CONDUCTS THIS FARM.				ACRES OF LAND.				FARM VALUES.			FENCES.		LABOR.			GRASS LANDS.							
	TENURE.			IMPROVED.		UNIMPROVED.										ACREAGE 1879.		PRODUCTS HARVESTED IN 1879.				
THE NAME.	Owner.	Rents for fixed money rental.	Rents for shares of products.	Tilled, including fallow and grass in rotation, (whether pasture or meadow.)	Permanent meadows, permanent pastures, orchards, vineyards.	Woodland and forest.	Other unimproved, including "old fields" not growing wood.	Of farm, including land, fences, and buildings.	Of farming implements and machinery.	Of Live Stock.	Cost of building and repairing in 1879.	Cost of fertilizers purchased in 1879.	Amount paid for wages for farm labor during 1879, including value of board.	Weeks hired labor in 1879 upon farm (and dairy) excluding house-work.	Estimated value of all farm productions (sold, consumed, or on hand) for 1879.	Mown.	Not Mown.	Hay.	Clover Seed.	Grass Seed.	Horses of all ages on hand June 1, 1880.	Mules and Asses, all ages, on hand June 1, 1880.
				No.	No.	No.	No.	Dollars.	Dollars.	Dollars.	Dollars.	Dollars.	Dollars.	No.	Dollars.	Acres.	Acres.	Tons.	Bushels.	Bushels.	No.	No.
1	2	3	4	5	6	7	8	9	10	11	12	13	14	15	16	17	18	19	20	21	22	23
1																						
2																						
3																						
4																						
5																						
6																						
7																						
8																						
9																						
10																						

NEAT CATTLE AND THEIR PRODUCTS.											SHEEP.										SWINE.	POULTRY ON HAND JUNE 1ST, 1880, EXCLUSIVE OF SPRING HATCHING.		EGGS PRODUCED IN 1879.
ON HAND JUNE 1, 1880.			MOVEMENT, 1879.					Milk sold, or sent to butter and cheese factories in 1879.	Butter made on the farm in 1879.	Cheese made on the farm in 1879.	On hand June 1, 1880.	MOVEMENT, 1879.							CLIP, SPRING 1880, SHORN AND TO BE SHORN.		On hand June 1, 1880.			
			Cattle of all ages									Lambs dropped.	Sheep and lambs											
Working oxen.	Milch cows.	Other.	Calves dropped.	Purchased.	Sold living.	Slaughtered.	Died, strayed, and stolen and not recovered.						Purchased.	Sold living.	Slaughtered.	Killed by dogs.	Died of disease.	Died of stress of weather.	Fleeces.	Weight.		Barn-yard.	Other.	
No.	No.	No.	No.	No.	No.	No.	No.	Gallons.	Lbs.	Lbs.	No.	No.	No.	No.	No.	No.	No.	No.	No.	Lbs.	No.	No.	No.	Doz.
24	25	26	27	28	29	30	31	32	33	34	35	36	37	38	39	40	41	42	43	44	45	46	47	48
1																								
2																								
3																								
4																								
5																								
6																								
7																								
8																								
9																								
10																								

CEREALS.												PULSE.		FIBER.						SUGAR.						BROOM CORN. 1879.	
BARLEY. 1879.		BUCKWHEAT. 1879.		INDIAN CORN. 1878.		OATS. 1879.		RYE. 1879.		WHEAT. 1879.				FLAX—1879.				HEMP.		SORGHUM—1879.			MAPLE—1879.				
Area.	Crop.	Area.	Crop.	Area.	Crop.	Area.	Crop.	Area.	Crop.	Area.	Crop.	Canada Peas, (Dry.) in 1879.	Beans, (Dry.) in 1879.	Area in Crop.	Seed.	Straw.	Fiber.			Area in Crop.	Sugar.	Molasses.	Sugar.	Molasses.			
Acres.	Bush.	Acres.	Bush.	Acres.	Bush.	Acres.	Bush.	Acres.	Bush.	Acres.	Bush.	Bush.	Bush.	Acres.	Bush.	Tons.	Lbs.	Acs.	Tns.	Acres.	Lbs.	Galls.	Lbs.	Galls.	Acs.	Lbs.
49	50	51	52	53	54	55	56	57	58	59	60	61	62	63	64	65	66	67	68	69	70	71	72	73	74	75
1																										
2																										
3																										
4																										
5																										
6																										
7																										
8																										
9																										
10																										

HOPS. 1879.		POTATOES, (Irish.) 1879.		POTATOES, (Sweet.) 1879.		TOBACCO. 1879.		ORCHARDS—1879.							NURSERIES.		VINEYARDS.			MARKET GARDENS.	BEES—1879.		FOREST PRODUCTS.	
								APPLE.			PEACH.													
Area.	Crop.	Area.	Crop.	Area.	Crop.	Area.	Crop.	Acres.	Bearing trees.	Bushels. 1879.	Acres.	Bearing trees.	Bushels. 1879.	Total value of orchard products of all kinds sold or consumed.	Acres.	Value of produce sold in 1879.	Acres.	Grapes sold in 1879.	Wine made in 1879.	Value of produce sold in 1879.	Honey.	Wax.	Amount of wood cut in 1879.	Value of all forest products sold or consumed in 1879.
Acres.	Lbs.	Acres.	Bush.	Acres.	Bush.	Acres.	Lbs.	No.	No.	No.	No.	No.	No.	Dollars.	No.	Dollars.	No.	Lbs.	Galls.	Dollars.	Lbs.	Lbs.	Cords.	Dollars.
76	77	78	79	80	81	82	83	84	85	86	87	88	89	90	91	92	93	94	95	96	97	98	99	100
1																								
2																								
3																								
4																								
5																								
6																								
7																								
8																								
9																								
10																								

A.

Received July 30 1880,

Page No. 1
Supervisor's Dist: No. 7
Enumeration Dist: No. 136

NOTE A.—The light dotted perpendicular lines, which divide the spaces intended for numbers on this Schedule, are intended to separate the units, tens, &c., from each other, and the Enumerator should be careful that the figures are written within the small spaces so formed, thus: 74, the units in the right-hand small spaces. 421. 39.

NOTE B.—Make an affirmative entry by a slanting line (thus /) in one of the three columns 2, 3, and 4, according as the fact is in the case of each farm—in column 2, if the occupier is the owner of the farm; in column 3, if he is the tenant at a fixed money rental; in column 4, if he conducts it for a share of the product.

NOTE C.—Enumerators will observe that there are 100 questions relating to each farm, which are arranged in four successive divisions of each schedule page.

SCHEDULE 2.—Productions of Agriculture in Richmond Township in the County of Ray, State of Missouri

enumerated by me on the 1st day of June, 1880.

Joseph E Place Jr
Enumerator.

OF THE PERSON WHO CONDUCTS THIS FARM.				ACRES OF LAND.				FARM VALUES.			FENCES.		LABOR.			GRASS LANDS.						
	TENURE.			IMPROVED.		UNIMPROVED.										ACREAGE 1879.		PRODUCTS HARVESTED IN 1879.				
THE NAME.	Owner.	Rents for fixed money rental.	Rents for shares of products.	Tilled, including fallow and grass in rotation, (whether pasture or meadow.)	Permanent meadows, permanent pastures, orchards, vineyards.	Woodland and forest.	Other unimproved, including "old fields" not growing wood.	Of farm, including land, fences, and buildings.	Of farming implements and machinery.	Of Live Stock.	Cost of building and repairing in 1879.	Cost of fertilizers purchased in 1879.	Amount paid for wages for farm labor during 1879, including value of board.	Weeks hired labor in 1879 upon farm (and dairy), excluding house-work	Estimated value of all farm productions (sold, consumed, or on hand) for 1879.	Mown.	Not Mown.	Hay.	Clover Seed.	Grass Seed.	Horses of all ages on hand June 1, 1880.	Mules and Asses, all ages, on hand June 1, 1880.
	No.	No.	No.	No.	No.	No.	No.	Dollars.	Dollars.	Dollars.	Dollars.	Dollars.	Dollars.	No.	Dollars.	Acres.	Acres.	Tons.	Bushels.	Bushels.	No.	No.
1	2	3	4	5	6	7	8	9	10	11	12	13	14	15	16	17	18	19	20	21	22	23
1 Cisher James P		/		30		85		300	5	60					125						2	
2 Dean D. J. a			/	40		1		500	25	131					550						2	
3 Taylor John a			/	160		1		2000	50	350					1000						5	
4 Rogers Jerry			/	25		1		250	10	30	12				200						1	1
5 Gordon Charles			/	13		1		100	5	30					50						2	
6 McDaniels Rosa	/			40		40		200		60					25						1	
7 Stephenson James			/	60		2		600	50	200			40	8	300						2	
8 Emery Henry			/	40		3		300	2	65	9		10	6	500						2	
9 Gordon Williams	/			25	2	20		150	25	120	20		100	40	300						3	2
10 McCown R. D	/			215	115	5		4300	250	800	20		600	152	2000	20	80	75			6	

NEAT CATTLE AND THEIR PRODUCTS.

ON HAND JUNE 1, 1880.			MOVEMENT, 1879.							
			Cattle of all ages							
Working oxen.	Milch cows.	Other.	Calves dropped.	Purchased.	Sold living.	Slaughtered.	Died, strayed, and stolen, and not recovered.	Milk sold, or sent to butter and cheese factories in 1879.	Butter made on the farm in 1879.	Cheese made on the farm in 1879.
No.	No.	No.	No.	No.	No.	No.	No.	Gallons.	Lbs.	Lbs.
24	25	26	27	28	29	30	31	32	33	34
1							1			
2	1									
3	2		1		1					
4										
5										
6	2		1				1			
7	2		2		2					
8										
9	1		1							
10	15		8		14			5000	100	

SHEEP.

On hand June 1, 1880.	MOVEMENT, 1879.							CLIP, SPRING 1880, SHORN AND TO BE SHORN.		SWINE.	POULTRY ON HAND JUNE 1ST, 1880, EXCLUSIVE OF SPRING HATCHING.		EGGS PRODUCED IN 1879.
	Lambs dropped.	Sheep and lambs						Fleeces.	Weight.	On hand June 1, 1880.	Barn-yard.	Other.	
		Purchased	Sold living.	Slaughtered.	Killed by dogs.	Died of disease.	Died of stress of weather.						
No.	No.	No.	No.	No.	No.	No.	No.	No.	Lbs.	No.	No.	No.	Doz.
35	36	37	38	39	40	41	42	43	44	45	46	47	48
											3	2	12
										2	25		50
										10	60		100
										11	34		150
										10	13		75
										6	4		10
										1	20		50
										2	12		30
										4	30		75
1										5	48	3	240

CEREALS.

BARLEY. 1879.		BUCKWHEAT. 1879.		INDIAN CORN. 1879.		OATS. 1879.		RYE. 1879.		WHEAT 1879.		PULSE.		FIBER.						SUGAR.						BROOM CORN. 1879.	
														FLAX—1879.				HEMP.		SORGHUM—1879.			MAPLE—1879.				
Area.	Crop.	Area.	Crop.	Area.	Crop.	Area.	Crop.	Area.	Crop.	Area.	Crop.	Canada Peas, (Dry,) in 1879.	Beans, (Dry,) in 1879.	Area in Crop.	Seed.	Straw.	Fiber.			Area in Crop.	Sugar.	Molasses.	Sugar.	Molasses.			
Acres.	Bush.	Acres.	Bush.	Acres.	Bush.	Acres.	Bush.	Acres.	Bush.	Acres.	Bush.	Bush.	Bush.	Acres.	Bush.	Tons.	Lbs.	Acs.	Tns.	Acres.	Lbs.	Galls.	Lbs.	Galls.	Acs.	Lbs.
49	50	51	52	53	54	55	56	57	58	59	60	61	62	63	64	65	66	67	68	69	70	71	72	73	74	75
				20	800																					
				40	3000																					
				100	7500					60	1200															
				25	1000																					
				13	390																					
				8	100																					
				40	1800																					
				40	2500																					
				10	175					3	30															
				75	2620	10	250			40	800															

HOPS. 1879.		POTATOES, (Irish.) 1879.		POTATOES, (Sweet.) 1879.		TOBACCO. 1879.		ORCHARDS—1879.							NURSERIES.		VINEYARDS.			MARKET GARDENS.	BEES—1879.		FOREST PRODUCTS.	
								APPLE.			PEACH.			Total value of orchard products of all kinds sold or consumed.											
Area.	Crop.	Area.	Crop.	Area.	Crop.	Area.	Crop.	Acres.	Bearing trees.	Bushels. 1879.	Acres.	Bearing trees.	Bushels. 1879.		Acres.	Value of produce sold in 1879.	Acres.	Grapes sold in 1879.	Wine made in 1879.	Value of produce sold in 1879.	Honey.	Wax.	Amount of wood cut in 1879.	Value of all forest products sold or consumed in 1879.
Acres.	Lbs.	Acres.	Bush.	Acres.	Bush.	Acres.	Lbs.	No.	No.	No.	No.	No.	No.	Dollars.	No.	Dollars.	No.	Lbs.	Galls.	Dollars.	Lbs.	Lbs.	Cords.	Dollars.
76	77	78	79	80	81	82	83	84	85	86	87	88	89	90	91	92	93	94	95	96	97	98	99	100
		½	20																		5			10
																								10
																								10
		¾	20	¼	20																			10
																								10
																								10
																								20
										4	3													10
		1	40					1	30	5	½	20		5							10		20	40

It may seem strange that where there is nothing reported in No 7 that there should be an answer in No 100 contradicting it but the people in this country fence there timber & use it for pasture & then cut their wood & saw it from there.

B.

[7–306.]

Page No. 2
Supervisor's Dist: No. 7
Enumeration Dist: No. 136

NOTE A.—The light dotted perpendicular lines, which divide the spaces intended for numbers on this Schedule, are intended to separate the units, tens, &c., from each other, and the Enumerator should be careful that the figures are written within the small spaces so formed, thus: | | 7 | 4 |, the units | 4 | 2 | 1 | in the right-hand small spaces. | | 3 | 9 |

NOTE B.—Make an affirmative entry by a slanting line (thus /) in one of the three columns 2, 3, and 4, according as the fact is in the case of each farm—in column 2, if the occupier is the owner of the farm; in column 3, if he is the tenant at a fixed money rental; in column 4, if he conducts it for a share of the product.

NOTE C.—Enumerators will observe that there are 100 questions relating to each farm, which are arranged in four successive divisions of each schedule page.

SCHEDULE 2.—Productions of Agriculture in Richmond Township in the County of Ray, State of Missouri enumerated by me on the 1st day of June, 1880.

Joseph A Blackford, *Enumerator.*

OF THE PERSON WHO CONDUCTS THIS FARM.				ACRES OF LAND.				FARM VALUES.			FENCES.		LABOR.			GRASS LANDS.						
	TENURE.			IMPROVED.		UNIMPROVED.										ACREAGE 1879.		PRODUCTS HARVESTED IN 1879.				
THE NAME.	Owner.	Rents for fixed money rental.	Rents for shares of products.	Tilled, including fallow and grass in rotation, (whether pasture or meadow.)	Permanent meadows, permanent pastures, orchards, vineyards.	Woodland and forest.	Other unimproved, including "old fields" not growing wood.	Of farm, including land, fences, and buildings.	Of farming implements and machinery.	Of Live Stock.	Cost of building and repairing in 1879.	Cost of fertilizers purchased in 1879.	Amount paid for wages for farm labor during 1879, including value of board.	Weeks hired labor in 1879 upon farm (and dairy; excluding house-work.	Estimated value of all farm productions (sold; consumed, or on hand) for 1879.	Mown.	Not Mown.	Hay.	Clover Seed.	Grass Seed.	Horses of all ages on hand June 1, 1880.	Mules and Asses, all ages, on hand June 1, 1880.
				No.	No.	No.	No.	Dollars.	Dollars.	Dollars.	Dollars.	Dollars.	Dollars.	No.	Dollars.	Acres.	Acres.	Tons.	Bushels.	Bushels.	No.	No.
1	2	3	4	5	6	7	8	9	10	11	12	13	14	15	16	17	18	19	20	21	22	23
1 Hixson David	/			30	30	10	10	600	50	58	25		20	4	29		5				1	
2 Washington George	/			28	28	2		1000	150	720	100	5	200	24	500	5		2			2	3
3 Hauth William		/		75		15	3		10	385					500	1	1	1			3	2
June 2nd 4 Weidmer John	/			96	30	72		1640	60	575	75		50	6	450	18	12	12			3	
5 Bilsby Benj F	/			25	17	4		600	20	100	15		12	1	200						3	
6 Rankins Alex F	/			14	14	7		600	150	150	20		50	6	100						1	
7 Page Peter	/			64	33	3		1000	40	175	75		100	8	200	3	4	10			3	
8 Page Philander	/			50	14	8	5	800	20	350	10		20	2	300	4		10			3	
9 Wassenstaf John	/			35	4	80		3000	50	200	10		50	8	500		4					2
10 Jacobs Clayton	/			11	7	1		1500	30	100					100							

NEAT CATTLE AND THEIR PRODUCTS.											SHEEP.										SWINE.	POULTRY ON HAND JUNE 1ST, 1880, EXCLUSIVE OF SPRING HATCHING.		EGGS PRODUCED IN 1879.
ON HAND JUNE 1, 1880.			MOVEMENT, 1879.					Milk sold, or sent to butter and cheese factories in 1879.	Butter made on the farm in 1879.	Cheese made on the farm in 1879.	On hand June 1, 1880.	MOVEMENT 1879.							CLIP, SPRING 1880, SHORN AND TO BE SHORN.					
			Cattle of all ages									Sheep and lambs												
Working oxen.	Milch cows.	Other.	Calves dropped.	Purchased.	Sold living.	Slaughtered.	Died, strayed and stolen, and not recovered.	Milk sold, or sent to butter and cheese factories in 1879.	Butter made on the farm in 1879.	Cheese made on the farm in 1879.	On hand June 1, 1880.	Lambs dropped.	Purchased.	Sold living.	Slaughtered.	Killed by dogs.	Died of disease.	Died of stress of weather.	Fleeces.	Weight.	On hand June 1, 1880.	Barn-yard.	Other.	Eggs produced in 1879.
No.	No.	No.	No.	No.	No.	No.	No.	Gallons.	Lbs.	Lbs.	No.	No.	No.	No.	No.	No.	No.	No.	No.	Lbs.	No.	No.	No.	Doz.
24	25	26	27	28	29	30	31	32	33	34	35	36	37	38	39	40	41	42	43	44	45	46	47	48
1	4	42	2				2		400												4	50		75
2																					50	20		60
3	4		3						100												20	72		100
4	5	8	1	1					365												25	60	6	300
5	1		1						100												7	10		20
6	3	4	3						600												8			100
7	3		2	1	7	1			150												12	20		50
8	4	3	2	1	2	1			365												13	48		165
9	2		2		2				175												10	36		200
10	2		3	3	10				365												17	36		300

CEREALS.												PULSE.		FIBER.						SUGAR.								BROOM CORN.	
BARLEY. 1879.		BUCKWHEAT. 1879.		INDIAN CORN. 1879.		OATS. 1879.		RYE. 1879.		WHEAT. 1879.		Canada Peas, (Dry.) in 1879.	Beans, (Dry.) in 1879.	FLAX—1879.				HEMP.		SORGHUM—1879.			MAPLE—1879.					1879.	
Area.	Crop.	Area.	Crop.	Area.	Crop.	Area.	Crop.	Area.	Crop.	Area.	Crop.			Area in Crop.	Seed.	Straw.	Fiber.			Area in Crop.	Sugar.	Molasses.	Sugar.	Molasses.					
Acres.	Bush.	Acres.	Bush.	Acres.	Bush.	Acres.	Bush.	Acres.	Bush.	Acres.	Bush.	Bush.	Bush.	Acres.	Bush.	Tons.	Lbs.	Acs.	Tns.	Acres.	Lbs.	Galls.	Lbs.	Galls.			Acs.	Lbs.
49	50	51	52	53	54	55	56	57	58	59	60	61	62	63	64	65	66	67	68	69	70	71	72	73			74	75
1				10	500																								
2				8	400																								
3				33	2650	4	50																						
4				35	1500					15	110																		
5				10	250					4	25																		
6																													
7				20	600					12	115									1/4		20					1/16	20
8				25	855					6	72									1/4		25					1/32	40
9				10	500					18	300																		
10																													

HOPS. 1879.		POTATOES, (Irish.) 1879.		POTATOES, (Sweet.) 1879.		TOBACCO. 1879.		ORCHARDS—1879.						NURSERIES.		VINEYARDS.			MARKET GARDENS.	BEES—1879.		FOREST PRODUCTS.	
								APPLE.			PEACH.												
Area.	Crop.	Area.	Crop.	Area.	Crop.	Area.	Crop.	Acres.	Bearing trees.	Bushels. 1879.	Acres.	Bearing trees.	Bushels. 1879.	Total value of orchard products of all kinds sold or consumed.	Acres.	Value of produce sold in 1879.	Acres.	Grapes sold in 1879.	Wine made in 1879.	Value of produce sold in 1879.	Honey.	Wax.	Amount of wood cut in 1879.	Value of all forest products sold or consumed in 1879.
Acres.	Lbs.	Acres.	Bush.	Acres.	Bush.	Acres.	Lbs.	No.	No.	No.	No.	No.	No.	Dollars.	No.	Dollars.	No.	Lbs.	Galls.	Dollars.	Lbs.	Lbs.	Cords.	Dollars.
76	77	78	79	80	81	82	83	84	85	86	87	88	89	90	91	92	93	94	95	96	97	98	99	100
1								10	700	30	5	400		30			2	10					3	6
2		1/4	40					5	150	15	1/2			8			1/2	50			200	15	35	10
3		2	300					1	30	10				10									10	20
4		1/4	23	1/4	30			2	40	20				10							40		20	40
5								2	29	10				5									10	20
6																							8	16
7		1/4	12	1/16	5			1	20	10				5										10
8		1/2	12	1/16	5			2	20	10				5									20	50
9		1/2	25																		400	10		20
10																								10

[7–306.]

Received July 30, 1880. C.

Page No. 3
Supervisor's Dist: No. 7
Enumeration Dist: No. 136

NOTE A.—The light dotted perpendicular lines, which divide the spaces intended for numbers on this Schedule, are intended to separate the units, tens, &c., from each other, and the Enumerator should be careful that the figures are written within the small spaces so formed, thus: | | 7 | 4 |, the units | 4 | 2 | 1 | in the right-hand small spaces. | | 3 | 9 |

NOTE B.—Make an affirmative entry by a slanting line (thus /) in one of the three columns 2, 3, and 4, according as the fact is in the case of each farm—in column 2, if the occupier is the owner of the farm; in column 3, if he is the tenant at a fixed money rental; in column 4, if he conducts it for a share of the product.

NOTE C.—Enumerators will observe that there are 100 questions relating to each farm, which are arranged in four successive divisions of each schedule page.

SCHEDULE 2.—Productions of Agriculture in Richmond Township in the County of Ray, State of Missouri

enumerated by me on the 3rd day of June, 1880. Joseph C. Black Jr, *Enumerator.*

OF THE PERSON WHO CONDUCTS THIS FARM.				ACRES OF LAND.				FARM VALUES.			FENCES.		LABOR.			GRASS LANDS.						
	TENURE.			IMPROVED.		UNIMPROVED.										ACREAGE 1879.		PRODUCTS HARVESTED IN 1879.				
THE NAME.	Owner.	Rents for fixed money rental.	Rents for shares of products.	Tilled, including fallow and grass in rotation. (whether pasture or meadow.)	Permanent meadows, permanent pastures, orchards, vineyards.	Woodland and forest.	Other unimproved, including "old fields" not growing wood.	Of farm, including land, fences, and buildings.	Of farming implements and machinery.	Of Live Stock.	Cost of building and repairing in 1879.	Cost of fertilizers purchased in 1879.	Amount paid for wages for farm labor during 1879, including value of board.	Weeks hired labor in 1879 upon farm (and dairy) excluding house-work.	Estimated value of all farm productions (sold, consumed, or on hand) for 1879.	Mown.	Not Mown.	Hay.	Clover Seed.	Grass Seed.	Horses of all ages on hand June 1, 1880.	Mules and Asses, all ages, on hand June 1, 1880.
	No.	No.	No.	No.	No.	No.	No.	Dollars.	Dollars.	Dollars.	Dollars.	Dollars.	Dollars.	No.	Dollars.	Acres.	Acres.	Tons.	Bushels.	Bushels.	No.	No.
1	2	3	4	5	6	7	8	9	10	11	12	13	14	15	16	17	18	19	20	21	22	23
1 Servier Charles	/			113	60	59	18	4000	175	1100	10		100	15	500	27		54			9	
2 Watkins Henrietta	/			1200	800			25000	500	1800	200		500	52	3000	100		75			10	8
3 Hankton Creed			/	30		70		1000	85	400			40	6	500	2		4			2	4
4 Richards Austin			/	48		32		800	100	200	35				300						4	1
5 Moore Alexander	/			163	140	10		7000	100	800	16				700						5	3
6 Bisbee Mary	/			45	20	15	5	1200	30	400	50		100	15	400	6		10			2	
7 Short Thomas Joseph	/			30	14	70		2000	20	250	25				300	13		26			1	
8 Hubbell Williams	/			97	90	1		6000	300	700	50		200	32	500	25		30			7	1
9 Whitmer David P	/			40	80	2		1200		600	100				300						2	1
10 Whitmer David P	/			48	12	8		2000	50	175	30		40	2	300	4						2

NEAT CATTLE AND THEIR PRODUCTS.											SHEEP.										SWINE.			
ON HAND JUNE 1, 1880.			MOVEMENT 1879.								ON HAND JUNE 1, 1880.	MOVEMENT, 1879.							CLIP, SPRING 1880, SHORN AND TO BE SHORN.		ON HAND JUNE 1, 1880.	POULTRY ON HAND JUNE 1ST, 1880, EXCLUSIVE OF SPRING HATCHING.		EGGS PRODUCED IN 1879.
				Cattle of all ages									Sheep and lambs											
Working oxen.	Milch cows.	Other.	Calves dropped.	Purchased.	Sold living.	Slaughtered.	Died, strayed, and stolen and not recovered.	Milk sold, or sent to butter and cheese factories in 1879.	Butter made on the farm in 1879.	Cheese made on the farm in 1879.		Lambs dropped.	Purchased.	Sold living.	Slaughtered.	Killed by dogs.	Died of disease.	Died of stress of weather.	Fleeces.	Weight.		Barn-yard.	Other.	
No.	No.	No.	No.	No.	No.	No.	No.	Gallons.	Lbs.	Lbs.	No.	No.	No.	No.	No.	No.	No.	No.	No.	Lbs.	No.	No.	No.	Doz.
24	25	26	27	28	29	30	31	32	33	34	35	36	37	38	39	40	41	42	43	44	45	46	47	48
1	6	9	2	9					365															
2	8	33	8	30	25				800												61	40	12	365
3	2	8	2	2	2				100												200	150		800
4		2																			25	30	12	100
5	2	5	40	3	30	45			275												40	50	8	100
6		5		4					300												35	60		200
7		3	7	3			3		175												25	100		400
8		5	6	5	10	25	1	1	365		15	6	17			3			15	90	10	50	2	175
9		4	10	4	1	5			300												50	48	10	300
10		1	1	1		1			75															
																					20	30		110

CEREALS.										PULSE.		FIBER.						SUGAR.					BROOM CORN. 1879.	
BARLEY. 1879.		BUCKWHEAT. 1879.		INDIAN CORN. 1879.		OATS. 1879.		RYE. 1879.		WHEAT. 1879.			FLAX—1879.			HEMP.		SORGHUM—1879.			MAPLE—1879.			
Area.	Crop.	Area.	Crop.	Area.	Crop.	Area.	Crop.	Area.	Crop.	Area.	Crop.	Canada Peas, (Dry.) in 1879.	Beans, (Dry.) in 1879.	Area in Crop.	Seed.	Straw.	Fiber.	Acres.	Tons.	Area in Crop.	Sugar.	Molasses.	Sugar.	Molasses.	Area.	Crop.
Acres.	Bush.	Acres.	Bush.	Acres.	Bush.	Acres.	Bush.	Acres.	Bush.	Acres.	Bush.	Bush.	Bush.	Acres.	Bush.	Tons.	Lbs.	Acres.	Tns.	Acres.	Lbs.	Galls.	Lbs.	Galls.	Acres.	Lbs.
49	50	51	52	53	54	55	56	57	58	59	60	61	62	63	64	65	66	67	68	69	70	71	72	73	74	75
				11	385	15	400																			
				100	5000	50	1000	50	575	100	1500															
				25	1250	2	10																			
				48	2800																					
				10	800					10	150															
				25	1000																					
				6	300	4	80																			
				12	600																					
				30	750																					
				8	400	12	240																			

HOPS. 1879.		POTATOES, (Irish.) 1879.		POTATOES, (Sweet.) 1879.		TOBACCO. 1879.		ORCHARDS—1879.								NURSERIES.		VINEYARDS.			MARKET GARDENS.	BEES—1879.		FOREST PRODUCTS.	
								APPLE.			PEACH			Total value of orchard products of all kinds sold or consumed.												
Area.	Crop.	Area.	Crop.	Area.	Crop.	Area.	Crop.	Acres.	Bearing trees.	Bushels. 1879.	Acres.	Bearing trees.	Bushels. 1879.		Acres.	Value of produce sold in 1879.	Acres.	Grapes sold in 1879.	Wine made in 1879.	Value of produce sold in 1879.	Honey.	Wax.	Amount of wood cut in 1879.	Value of all forest products sold or consumed in 1879.
Acres.	Lbs.	Acres.	Bush.	Acres.	Bush.	Acres.	Lbs.	No.	No.	No.	No.	No.	No.	Dollars.	No.	Dollars.	No.	Lbs.	Galls.	Dollars.	Lbs.	Lbs.	Cords.	Dollars.
76	77	78	79	80	81	82	83	84	85	86	87	88	89	90	91	92	93	94	95	96	97	98	99	100
		½	75					1	20	10				5									20	40
								5	200	100				75										15
		1	30																		12		10	20
		1	38					10	100	100	3	80	10	100			1						10	20
								4	100	300				200										10
		1	30					3	100	5				10									20	80
		1	100					6	100	70	1	50		50						150			30	60
																							20	40
		2	200					½	12														10	25
																								10

D.

[7–306.]

Page No. 4
Supervisor's Dist: No. 7
Enumeration Dist: No. 136

NOTE A.—The light dotted perpendicular lines, which divide the spaces intended for numbers on this Schedule, are intended to separate the units, tens, &c., from each other, and the Enumerator should be careful that the figures are written within the small spaces so formed, thus: | 7 | 4 |, the units | 4 | 2 | 1 | in the right-hand small spaces. | | 3 | 9 |

NOTE B.—Make an affirmative entry by a slanting line (thus /) in one of the three columns 2, 3, and 4, according as the fact is in the case of each farm—in column 2, if the occupier is the owner of the farm; in column 3, if he is the tenant at a fixed money rental; in column 4, if he conducts it for a share of the product.

NOTE C.—Enumerators will observe that there are 100 questions relating to each farm, which are arranged in four successive divisions of each schedule page.

SCHEDULE 2.—Productions of Agriculture in Richmond Township in the County of Ray, State of Missouri

enumerated by me on the 4th day of June, 1880. Joseph E. Black Jr
Enumerator.

OF THE PERSON WHO CONDUCTS THIS FARM.				ACRES OF LAND.				FARM VALUES.			FENCES		LABOR.			GRASS LANDS.						
	TENURE.			IMPROVED.		UNIMPROVED.										ACREAGE 1879.		PRODUCTS HARVESTED IN 1879.				
THE NAME.	Owner.	Rents for fixed money rental.	Rents for shares of products.	Tilled, including fallow and grass in rotation, (whether pasture or meadow.)	Permanent meadows, permanent pastures, orchards, vineyards.	Woodland and forest.	Other unimproved, including "old fields" not growing wood.	Of farm, including land, fences, and buildings.	Of farming implements and machinery.	Of Live Stock.	Cost of building and repairing in 1879.	Cost of fertilizers purchased in 1879.	Amount paid for wages for farm labor during 1879, including value of board.	Weeks hired labor in 1879 upon farm (and dairy) excluding house-work.	Estimated value of all farm productions (sold, consumed, or on hand) for 1879.	Mown.	Not Mown.	Hay.	Clover Seed.	Grass Seed.	Horses of all ages on hand June 1, 1880.	Mules and Asses, all ages, on hand June 1, 1880.
				No.	No.	No.	No.	Dollars.	Dollars.	Dollars.	Dollars.	Dollars.	Dollars.	No.	Dollars.	Acres.	Acres.	Tons.	Bushels.	Bushels.	No.	No.
	1	2	3	4	5	6	7	8	9	10	11	12	13	14	15	16	17	18	19	20	21	22	23
1 Reyburn Thomas			/	121	80	2		2420	50	600			20	2	300	7		14			5	3
2 Rimmer Ezekiel	/			185	72	15		4000	150	500					500	6		12			5	
3 June 5th Dunham Joseph			/	150	75	3		3000	80	200	25		50	6	500						3	
4 Miller Harrison			/	80		23		1300	20	300	10				500						2	
5 Wilson William	/			140	50	10		1500	25	400	50		25	3	500	8		16			2	2
6 Meyers Thomas		/		140	100	20		1600	100	500	50				500						2	2
7 Jacobs R. P.			/	150	75	90		1920	25	500			Nothing produced on this place in 1879								2	This got 18
8 King Henry	/			200	40	40		2400	100	700	75		50	4	500						7	
9 Simpson Dinah	/			25		15		500	25	200					175						1	
10 Kendle Philip	/			16		22		400	50	75			25	2	100						2	

NEAT CATTLE AND THEIR PRODUCTS.											SHEEP.										SWINE.	POULTRY ON HAND JUNE 1ST, 1880, EXCLUSIVE OF SPRING HATCHING.		EGGS PRODUCED IN 1879.
ON HAND JUNE 1, 1880.			MOVEMENT, 1879.					Milk sold, or sent to butter and cheese factories in 1879.	Butter made on the farm in 1879.	Cheese made on the farm in 1879.	On hand June 1, 1880.	MOVEMENT, 1879.							CLIP, SPRING 1880, SHORN AND TO BE SHORN.		On hand June 1, 1880.			
				Cattle of all ages									Sheep and lambs											
Working oxen.	Milch cows.	Other.	Calves dropped.	Purchased.	Sold living.	Slaughtered.	Died, strayed, and otherwise lost, and not recovered.					Lambs dropped.	Purchased.	Sold living.	Slaughtered.	Killed by dogs.	Died of disease.	Died of stress of weather.	Fleeces.	Weight.		Barn-yard.	Other.	
No.	No.	No.	No.	No.	No.	No.	No.	Gallons	Lbs.	Lbs.	No.	No.	No.	No.	No.	No.	No.	No.	No.	Lbs.	No.	No.	No.	Doz.
24	25	26	27	28	29	30	31	32	33	34	35	36	37	38	39	40	41	42	43	44	45	46	47	48
1	5	7	2		1				730												12	36		200
2	8	1	4		10		1		730												47	70	6	300
3	1	2		3	4				175												30	40		300
4	4	1							100		50	18		20	3	10			40	240		40		365
5	2	3	4	5	2				175		22	5	10			1			22	198	5	24	15	365
6	4	1	4	2	30	1	2		365												12	50		365
7	4		Nothing produced on this place in 1879																					
8	11	12	4			1			400		33	13		5	3		1		33	180	35	40		365
9	1								75												6	48		365
10																					12	10	1	20

CEREALS.												PULSE.		FIBER.						SUGAR.							
BARLEY. 1879.		BUCKWHEAT. 1879.		INDIAN CORN. 1879.		OATS. 1879.		RYE. 1879.		WHEAT. 1879.				FLAX—1879.				HEMP.		SORGHUM—1879.			MAPLE—1879.		BROOM CORN. 1879.	
Area.	Crop.	Area.	Crop.	Area.	Crop.	Area.	Crop.	Area.	Crop.	Area.	Crop.	Canada Peas. (Dry.) in 1879.	Beans. (Dry.) in 1879.	Area in Crop.	Seed.	Straw.	Fiber.			Area in Crop.	Sugar.	Molasses.	Sugar.	Molasses.		
Acres.	Bush.	Acres.	Bush.	Acres.	Bush.	Acres.	Bush.	Acres.	Bush.	Acres.	Bush.	Bush.	Bush.	Acres.	Bush.	Tons.	Lbs.	Acs.	Tns.	Acres.	Lbs.	Galls.	Lbs.	Galls.	Acs.	Lbs.
49	50	51	52	53	54	55	56	57	58	59	60	61	62	63	64	65	66	67	68	69	70	71	72	73	74	75
1				20	1000	7	280																			
2				60	3000	20	800	8	160	20	160															
3				70	2800	5	125																			
4				25	1000					10	100									¼		70				
5				20	1000	8	100			15	170									½		70				
6				25	1000	8	100			12	180															
7	Nothing produced on this place in 1879																									
8				25	1000					10	100															
9				15	200																					
10				16	350															½		24				

HOPS. 1879.		POTATOES, (Irish.) 1879.		POTATOES, (Sweet.) 1879.		TOBACCO. 1879.		ORCHARDS—1879.						NURSERIES.		VINEYARDS.			MARKET GARDENS.	BEES—1879.		FOREST PRODUCTS.	
								APPLE.			PEACH.												
Area.	Crop.	Area.	Crop.	Area.	Crop.	Area.	Crop.	Acres.	Bearing trees.	Bushels. 1879.	Acres.	Bearing trees.	Bushels. 1879.	Total value of orchard products of all kinds sold or consumed.	Acres.	Value of produce sold in 1879.	Acres.	Grapes sold in 1879.	Wine made in 1879.	Value of produce sold in 1879.	Honey.	Wax.	Amount of wood cut in 1879.	Value of all forest products sold or consumed in 1879.
Acres.	Lbs.	Acres.	Bush.	Acres.	Bush.	Acres.	Lbs.	No.	No.	No.	No.	No.	No.	Dollars.	No.	Dollars.	No.	Lbs.	Galls.	Dollars.	Lbs.	Lbs.	Cords.	Dollars.
76	77	78	79	80	81	82	83	84	85	86	87	88	89	90	91	92	93	94	95	96	97	98	99	100
1		⅓	15					½	2			2									100	5	10	20
2		¼	20					2	100	60	¼	15		40									40	100
3								1	75	6				5									10	20
4		¼	15			½	200	2															20	40
5								2	50														20	50
6		¼	20					6	150	300				100									40	100
7	Nothing produced on this place in 1879																							10
8		¼	15					18	700	200				100										80
9																								10
10		¼	15																				20	40

Received July 30 1880, A.

Page No. 5
Supervisor's Dist: No. 7
Enumeration Dist: No. 136

NOTE A.—The light dotted perpendicular lines, which divide the spaces intended for numbers on this Schedule, are intended to separate the units, tens, &c., from each other, and the Enumerator should be careful that the figures are written within the small spaces so formed, thus: | | 7 | 4 |, the units | 4 | 2 | 1 | | 3 | 9 |
in the right-hand small spaces.

NOTE B.—Make an affirmative entry by a slanting line (thus /) in one of the three columns 2, 3, and 4, according as the fact is in the case of each farm—in column 2, if the occupier is the owner of the farm; in column 3, if he is the tenant at a fixed money rental; in column 4, if he conducts it for a share of the product.

NOTE C.—Enumerators will observe that there are 100 questions relating to each farm, which are arranged in four successive divisions of each schedule page.

SCHEDULE 2.—Productions of Agriculture in Richmond Township in the County of Ray, State of Missouri

enumerated by me on the 5th day of June, 1880. Joseph A Black Jr, *Enumerator.*

OF THE PERSON WHO CONDUCTS THIS FARM.				ACRES OF LAND.				FARM VALUES.			FENCES.		LABOR.			GRASS LANDS.						
	TENURE.			IMPROVED.		UNIMPROVED.										ACREAGE 1879.		PRODUCTS HARVESTED IN 1879.				
THE NAME.	Owner.	Rents for fixed money rental.	Rents for shares of products.	Tilled, including fallow and grass in rotation, (whether pasture or meadow.)	Permanent meadows, permanent pastures, orchards, vineyards.	Woodland and forest.	Other unimproved, including "old fields" not growing wood.	Of farm, including land, fences, and buildings.	Of farming implements and machinery.	Of Live Stock.	Cost of building and repairing in 1879.	Cost of fertilizers purchased in 1879.	Amount paid for wages for farm labor during 1879, including value of board.	Weeks hired labor in 1879 upon farm (and dairy) excluding house-work	Estimated value of all farm productions (sold, consumed, or on hand) for 1879.	Mown.	Not Mown.	Hay.	Clover Seed.	Grass Seed.	Horses of all ages on hand June 1, 1880.	Mules and Asses, all ages, on hand June 1, 1880.
	No.	No.	No.	No.	No.	No.	No.	Dollars.	Dollars.	Dollars.	Dollars.	Dollars.	Dollars.	No.	Dollars.	Acres.	Acres.	Tons.	Bushels.	Bushels.	No.	No.
1	2	3	4	5	6	7	8	9	10	11	12	13	14	15	16	17	18	19	20	21	22	23
1 Wilson Lee	/			10		10		200	70	150	10				100						2	
2 Clemento Gregory	/			160	86			3200	150	400	20		30	8	500	3	2	4			4	
3 Watkins John R	/			48	24	84		3000		75					200	24		48			1	
4 Watkins E M	/			6	129			3000		100					75						1	1
5 Mason Henry		/		80	8			800	50	150			50	15	500						5	
6 Johnson James	/			40	20			600	20	300	20		100	52	200							4
7 Smith Squire		/		26	4				10	50	20		10	2	100						2	
8 McDonald Lewis		/		20					10						100							
9 Baber Martin	/			96	61			1000	75	350	25		25	4	500	3		6			3	
10 Henderson John W	/			70	45	25		3000	100	725	25		150	30	500	6		12			3	

NEAT CATTLE AND THEIR PRODUCTS.											SHEEP.										SWINE.	POULTRY ON HAND JUNE 1st, 1880, EXCLUSIVE OF SPRING HATCHING.		EGGS PRODUCED IN 1879.
ON HAND JUNE 1, 1880.			MOVEMENT, 1879.								ON HAND JUNE 1, 1880.	MOVEMENT, 1879.							CLIP, SPRING 1880, SHORN AND TO BE SHORN.		ON HAND JUNE 1, 1880.			
			Cattle of all ages					Milk sold, or sent to butter and cheese factories in 1879.	Butter made on the farm in 1879.	Cheese made on the farm in 1879.		Sheep and lambs										Barn-yard.	Other.	
Working oxen.	Milch cows.	Other.	Calves dropped.	Purchased.	Sold living.	Slaughtered.	Died, strayed, and stolen, and not recovered.					Lambs dropped.	Purchased.	Sold living.	Slaughtered.	Killed by dogs.	Died of disease.	Died of stress of weather.	Fleeces.	Weight.				
No.	No.	No.	No.	No.	No.	No.	No.	Gallons.	Lbs.	Lbs.	No.	No.	No.	No.	No.	No.	No.	No.	No.	Lbs.	No.	No.	No.	Doz.
24	25	26	27	28	29	30	31	32	33	34	35	36	37	38	39	40	41	42	43	44	45	46	47	48
1	1	1	1	1					75												24	33		50
2	4	5	4		1				300												35	50		365
3																								
4																								
5		3					1		100													8		50
6	3		1		1		1		100												18	20		50
7																					4	5		20
8																								
9	1	3	1				1		100		37	12					1		2	33	18	21	60	600
10	7	7	3	1	12				365												5	76		400

CEREALS.												PULSE.		FIBER.						SUGAR.							BROOM CORN. 1879.	
BARLEY. 1879.		BUCKWHEAT. 1879.		INDIAN CORN. 1879.		OATS. 1879.		RYE. 1879.		WHEAT 1879.				FLAX—1879.				HEMP.		SORGHUM—1879.			MAPLE—1879.					
Area.	Crop.	Area.	Crop.	Area.	Crop.	Area.	Crop.	Area.	Crop.	Area.	Crop.	Canada Peas. (Dry.) in 1879.	Beans. (Dry.) in 1879.	Area in Crop.	Seed.	Straw.	Fiber.			Area in Crop.	Sugar.	Molasses.	Sugar.	Molasses.				
Acres.	Bush.	Acres.	Bush.	Acres.	Bush.	Acres.	Bush.	Acres.	Bush.	Acres.	Bush.	Bush.	Bush.	Acres.	Bush.	Tons.	Lbs.	Acs.	Tns.	Acres.	Lbs.	Galls.	Lbs.	Galls.			Acs.	Lbs.
49	50	51	52	53	54	55	56	57	58	59	60	61	62	63	64	65	66	67	68	69	70	71	72	73			74	75
1				6	210	4	40																					
2				30	1050	20	400			6	80																	
3										24	120																	
4				6	250																							
5				50	2500			½	10	22	210									¼		40						
6				4	150					6	70									¾		40						
7				20	400															¾		45						
8				20	500																							
9				22	750	½	10			6	100																	
10				10	400	3	75																					

HOPS. 1879.		POTATOES, (Irish.) 1879.		POTATOES, (Sweet.) 1879.		TOBACCO. 1879.		ORCHARDS—1879.					NURSERIES.		VINEYARDS.			MARKET GARDENS.	BEES—1879.		FOREST PRODUCTS.	
								APPLE.			PEACH.											
Area.	Crop.	Area.	Crop.	Area.	Crop.	Area.	Crop.	Acres.	Bearing trees.	Bushels. 1879.	Acres.	Bearing trees.	Bushels. 1879.	Total value of orchard products of all kinds sold or consumed.	Acres.	Value of produce sold in 1879.	Acres.	Grapes sold in 1879.	Wine made in 1879.	Value of produce sold in 1879.	Honey.	Wax.	Amount of wood cut in 1879.	Value of all forest products sold or consumed in 1879.
Acres.	Lbs.	Acres.	Bush.	Acres.	Bush.	Acres.	Lbs.	No.	No.	No.	No.	No.	No.	Dollars.	No.	Dollars.	No.	Lbs.	Galls.	Dollars.	Lbs.	Lbs.	Cords.	Dollars.
76	77	78	79	80	81	82	83	84	85	86	87	88	89	90	91	92	93	94	95	96	97	98	99	100
		¼	10						5														30	60
		¼	20					3	60															20
																								10
																								10
		½	30																				50	100
		¼	15																				50	100
																							6	30
																								10
								½	15															20
		1	75					3	30	30				40										20

B.

[7–306.]

Page No. 6
Supervisor's Dist: No. 7
Enumeration Dist: No. 136

NOTE A.—The light dotted perpendicular lines, which divide the spaces intended for numbers on this Schedule, are intended to separate the units, tens, &c., from each other, and the Enumerator should be careful that the figures are written within the small spaces so formed, thus: 7 4, the units 4 2 1 3 9

NOTE B.—Make an affirmative entry by a slanting line (thus /) in one of the three columns 2, 3, and 4, according as the fact is in the case of each farm—in column 2, if the occupier is the owner of the farm; in column 3, if he is the tenant at a fixed money rental; in column 4, if he conducts it for a share of the product.

NOTE C.—Enumerators will observe that there are 100 questions relating to each farm, which are arranged in four successive divisions of each schedule page.

SCHEDULE 2.—Productions of Agriculture in Richmond Township in the County of Ray, State of Missouri

enumerated by me on the 7th day of June, 1880. Joseph E Black Jr, *Enumerator.*

OF THE PERSON WHO CONDUCTS THIS FARM.				ACRES OF LAND.				FARM VALUES.			FENCES.		LABOR.			GRASS LANDS.						
	TENURE.			IMPROVED.		UNIMPROVED.										ACREAGE 1879.		PRODUCTS HARVESTED IN 1879.				
THE NAME.	Owner.	Rents for fixed money rental	Rents for shares of products.	Tilled, including fallow and grass in rotation, (whether pasture or meadow.)	Permanent meadows, permanent pastures, orchards, vineyards.	Woodland and forest.	Other unimproved, including "old fields" not growing wood.	Of farm, including land, fences, and buildings.	Of farming implements and machinery.	Of Live Stock.	Cost of building and repairing in 1879.	Cost of fertilizers purchased in 1879.	Amount paid for wages for farm labor during 1879, including value of board.	Weeks hired labor in 1879 upon farm (and dairy) excluding house-work.	Estimated value of all farm productions (sold, consumed, or on hand) for 1879.	Mown.	Not Mown.	Hay.	Clover Seed.	Grass Seed.	Horses of all ages on hand June 1, 1880.	Mules and Asses, all ages, on hand June 1, 1880.
				No.	No.	No.	No.	Dollars.	Dollars.	Dollars.	Dollars.	Dollars.	Dollars.	No.	Dollars.	Acres.	Acres.	Tons.	Bushels.	Bushels.	No.	No.
1	2	3	4	5	6	7	8	9	10	11	12	13	14	15	16	17	18	19	20	21	22	23
1 Shotwell Williams	/			140	70	4		5000	200	850			45	6	900	6		15			3	2
2 Pickering Joseph	/			45	30	55		1500	50	450		20	25	5	500	22		44			3	
June 8th 3 Duval William		/		126	115	3		2500	125	200	100				500	12		24			2	1
4 Watkins John E	/			200	90	5		2000	50	500					500	8	3	6			3	4
5 Harrison Sallie J	/			120	80	10		2000		60	70				500	12		12			2	
6 Brown Jno T	/			97	65	3	3	1600	100	500	25		15	3	500	17	3	34			2	2
7 Harrison Alfred	/			80	54	12		935	50	1200					500	6	6	6			1	2
8 Harrison John	/			105	70	15		1810							500	12		12				
9 Stewa Lude	/			130	80	11		1800	150	400	10				500	10		11			3	2
10 Price Walter	/			180	64	20		4000	300	700					600	10		19			12	

NEAT CATTLE AND THEIR PRODUCTS.

ON HAND JUNE 1, 1880.			MOVEMENT, 1879.							
			Cattle of all ages							
Working oxen.	Milch cows.	Other.	Calves dropped.	Purchased.	Sold living.	Slaughtered.	Died, strayed, and stolen, and not recovered.	Milk sold, or sent to butter and cheese factories in 1879.	Butter made on the farm in 1879.	Cheese made on the farm in 1879.
No.	No.	No.	No.	No.	No.	No.	No.	Gallons.	Lbs.	Lbs.
24	25	26	27	28	29	30	31	32	33	34
1	3	13	3		6				300	
2	4	6	1	1	2				365	
3										
4	3	6	6		2	3			250	
5	2		2		1				150	
6	3	3	2						300	
7		40		30	8		5			
8										
9	1	21	1	15	10				60	
10	6	5	6	1	4		2		600	

SHEEP.

ON HAND JUNE 1, 1880.	MOVEMENT, 1879.							CLIP, SPRING 1880, SHORN AND TO BE SHORN.		SWINE.	POULTRY ON HAND JUNE 1ST, 1880, EXCLUSIVE OF SPRING HATCHING.		EGGS PRODUCED IN 1879.
		Sheep and lambs											
On hand June 1, 1880.	Lambs dropped.	Purchased.	Sold living.	Slaughtered.	Killed by dogs.	Died of diseases.	Died of stress of weather.	Fleeces.	Weight.	On hand June 1, 1880.	Barn-yard.	Other.	
No.	No.	No.	No.	No.	No.	No.	No.	No.	Lbs.	No.	No.	No.	Doz.
35	36	37	38	39	40	41	42	43	44	45	46	47	48
										77	40		200
										18	60		300
14	6				2			19	154	15	30		100
											38		200
23	7	17	22					17	100	13	36		200
										7			
27	7		7	1				20	150	60	144		1000

CEREALS.

BARLEY. 1879.		BUCKWHEAT. 1879.		INDIAN CORN. 1879.		OATS. 1879.		RYE. 1879.		WHEAT. 1879.		PULSE.		FIBER.						SUGAR.						BROOM CORN. 1879.	
														FLAX—1879.				HEMP.		SORGHUM—1879.			MAPLE—1879.				
Area.	Crop.	Area.	Crop.	Area.	Crop.	Area.	Crop.	Area.	Crop.	Area.	Crop.	Canada Peas, (Dry.) in 1879.	Beans, (Dry.) in 1879.	Area in Crop.	Seed.	Straw.	Fiber.			Area in Crop.	Sugar.	Molasses.	Sugar.	Molasses.			
Acres.	Bush.	Acres.	Bush.	Acres.	Bush.	Acres.	Bush.	Acres.	Bush.	Acres.	Bush.	Bush.	Bush.	Acres.	Bush.	Tons.	Lbs.	Acs.	Tns.	Acres.	Lbs.	Galls.	Lbs.	Gallş.	Acs.	Lbs.
49	50	51	52	53	54	55	56	57	58	59	60	61	62	63	64	65	66	67	68	69	70	71	72	73	74	75
				35	1400	1	30			20	192														⅓	50
				13	520																					
				20	800																					
				40	2000	7	300	8	100	8	64		½							¼		40				
				30	1500																					
				12	360					13	161									½		40				
				26	1300																					
				33	1500																					
				30	1500	10	200			40	325															

HOPS. 1879.		POTATOES, (Irish.) 1879.		POTATOES, (Sweet.) 1879.		TOBACCO. 1879.		ORCHARDS—1879.							NURSERIES.		VINEYARDS.			MARKET GARDENS.	BEES—1879.		FOREST PRODUCTS.	
								APPLE.			PEACH.													
Area.	Crop.	Area.	Crop.	Area.	Crop.	Area.	Crop.	Acres.	Bearing trees.	Bushels. 1879.	Acres.	Bearing trees.	Bushels. 1879.	Total value of orchard products of all kinds sold or consumed.	Acres.	Value of produce sold in 1879.	Acres.	Grapes sold in 1879.	Wine made in 1879.	Value of produce sold in 1879.	Honey.	Wax.	Amount of wood cut in 1879.	Value of all forest products sold or consumed in 1879.
Acres.	Lbs.	Acres.	Bush.	Acres.	Bush.	Acres.	Lbs.	No.	No.	No.	No.	No.	No.	Dollars.	No.	Dollars.	No.	Lbs.	Galls.	Dollars.	Lbs.	Lbs.	Cords.	Dollars.
76	77	78	79	80	81	82	83	84	85	86	87	88	89	90	91	92	93	94	95	96	97	98	99	100
						⅛	150	4	100	50				25									25	50
		1	60					3	20														35	70
								6	200								⅓						50	100
		⅛	20					1	6		¼	10	6											20
								5	200															20
		⅛	15			4	4000	2	50	75				50							40			25
		1	100					4	150	200				100							80		12	50

[7—306.]

Received July 30, 1880. C.

Page No. 7
Supervisor's Dist: No. 7
Enumeration Dist: No. 136

NOTE A.—The light dotted perpendicular lines, which divide the spaces intended for numbers on this Schedule, are intended to separate the units, tens, &c., from each other, and the Enumerator should be careful that the figures are written within the small spaces so formed, thus: 74, the units in the right-hand small spaces.

NOTE B.—Make an affirmative entry by a slanting line (thus /) in one of the three columns 2, 3, and 4, according as the fact is in the case of each farm—in column 2, if the occupier is the owner of the farm; in column 3, if he is the tenant at a fixed money rental; in column 4, if he conducts it for a share of the product.

NOTE C.—Enumerators will observe that there are 100 questions relating to each farm, which are arranged in four successive divisions of each schedule page.

SCHEDULE 2.—Productions of Agriculture in Richmond Township in the County of Ray, State of Missouri

enumerated by me on the 8th day of June, 1880.

Joseph C. Black Jr.
Enumerator.

OF THE PERSON WHO CONDUCTS THIS FARM.				ACRES OF LAND.				FARM VALUES.			FENCES.		LABOR.			GRASS LANDS.						
	TENURE.			IMPROVED.		UNIMPROVED.										ACREAGE 1879.		PRODUCTS HARVESTED IN 1879.				
THE NAME.	Owner.	Rents for fixed money rental.	Rents for shares of products.	Tilled, including fallow and grass in rotation, (whether pasture or meadow.)	Permanent meadows, permanent pastures, orchards, vineyards.	Woodland and forest.	Other unimproved, including "old fields" not growing wood.	Of farm, including land, fences, and buildings.	Of farming implements and machinery.	Of Live Stock.	Cost of building and repairing in 1879.	Cost of fertilizers purchased in 1879.	Amount paid for wages for farm labor during 1879, including value of board.	Weeks hired labor in 1879 upon farm (and dairy) excluding house-work.	Estimated value of all farm productions (sold, consumed, or on hand) for 1879.	Mown.	Not Mown.	Hay.	Clover Seed.	Grass Seed.	Horses of all ages on hand June 1, 1880.	Mules and Asses, all ages, on hand June 1, 1880.
				No.	No.	No.	No.	Dollars.	Dollars.	Dollars.	Dollars.	Dollars.	Dollars.	No.	Dollars.	Acres.	Acres.	Tons.	Bushels.	Bushels.	No.	No.
1	2	3	4	5	6	7	8	9	10	11	12	13	14	15	16	17	18	19	20	21	22	23
1 Happy Elijah	/			167	102	30		3000	200	700	100		50	7	1000	16	4	30			4	2
2 Lafortge John	/			80	28			2000	65	300	25		50	12	550	8		12			3	
3 White Henry	/			65	30	15		1540	100	450			15	3	500						4	
4 Zimmer Thomas	/			45	25			1200	100	375	10		10	2	500	3	7	5			2	
5 Baber Frank	/			100	50	40		3500	75	500			50	10	500	12		20			5	
6 Cates John C	/			250	125			5000	200	1000	50		150	30	700	5		5			8	4
7 Sullard Lafayette			/	57	18			1140	50	150	30				500						2	1
8 Phillips Richard	/			114	57			1800	175	850			150	30	600	20		20			5	
9 Carter Landin	/			137	95			2500	100	1000					700						7	
10 Keys William		/		30	10			800	50	500	5		12	3	250						6	2

NEAT CATTLE AND THEIR PRODUCTS.

ON HAND JUNE 1, 1880.			MOVEMENT, 1879.							
				Cattle of all ages						
Working oxen.	Milch cows.	Other.	Calves dropped.	Purchased.	Sold living.	Slaughtered.	Died, strayed, and stolen, and not recovered.	Milk sold, or sent to butter and cheese factories in 1879.	Butter made on the farm in 1879.	Cheese made on the farm in 1879.
No.	No.	No.	No.	No.	No.	No.	No.	Gallons.	Lbs.	Lbs.
24	25	26	27	28	29	30	31	32	33	34
1	4	9	3	9					200	
2	2	1			8				250	
3	3	5	2	1					200	
4		2		5	3					
5	3	12	2						150	
6	4	11		7	12				270	
7	1	1		1					50	
8	1	1		5	3				600	
9	2	24	3	19			1		250	
10	3		1	30	30				300	

SHEEP.

On hand June 1, 1880.	MOVEMENT, 1879.								CLIP, SPRING 1880, SHORN AND TO BE SHORN.		SWINE.	POULTRY ON HAND JUNE 1ST, 1880, EXCLUSIVE OF SPRING HATCHING.		EGGS PRODUCED IN 1879.
	Lambs dropped.	Sheep and lambs												
		Purchased.	Sold living.	Slaughtered.	Killed by dogs.	Died of disease.	Died of stress of weather.		Fleeces.	Weight.	On hand June 1, 1880.	Barn-yard.	Other.	
No.	No.	No.	No.	No.	No.	No.	No.		No.	Lbs.	No.	No.	No.	Doz.
35	36	37	38	39	40	41	42		43	44	45	46	47	48
28	12		4					1	23	92	125	50		300
								2			24	60		200
								3			23	60		300
								4			30			
								5			25	40		200
80	20	16	9	3		2		6	49	236	44	60		300
								7			1	30		100
237	22	73						8	180	780	34	40		200
22		15			1	1		9	14	80	30	40		300
20	2	170	150		3	1		10	21	104	50	50		200

CEREALS.

BARLEY, 1879.		BUCKWHEAT, 1879.		INDIAN CORN, 1879.		OATS, 1879.		RYE, 1879.		WHEAT, 1879.		PULSE.		FIBER.						SUGAR.						
														FLAX—1879.				HEMP.		SORGHUM—1879.			MAPLE—1879.		BROOM CORN, 1879.	
Area.	Crop.	Area.	Crop.	Area.	Crop.	Area.	Crop.	Area.	Crop.	Area.	Crop.	Canada Peas, (Dry), in 1879.	Beans, (Dry), in 1879.	Area in Crop.	Seed.	Straw.	Fiber.			Area in Crop.	Sugar.	Molasses.	Sugar.	Molasses.		
Acres.	Bush.	Acres.	Bush.	Acres.	Bush.	Acres.	Bush.	Acres.	Bush.	Acres.	Bush.	Bush.	Bush.	Acres.	Bush.	Tons.	Lbs.	Acs.	Tns.	Acres.	Lbs.	Galls.	Lbs.	Galls.	Acs.	Lbs.
49	50	51	52	53	54	55	56	57	58	59	60	61	62	63	64	65	66	67	68	69	70	71	72	73	74	75
1				13	780					60	512															
2				30	1200	3	50			12	60															
3		3/4	10	15	530	8	50			10	150									1		200				
4				15	00	7	210			12	97									1		80				
5				20	875	7	150			15	100															
6				40	1600	4	160			35	390															
7				25	1250	4	60			8	76															
8				30	1500	8	150			12	144									1		85				
9				35	1800	12	280			20	250									1		80				
10				22	1125															1		150				

HOPS, 1879.		POTATOES, (Irish.) 1879.		POTATOES, (Sweet.) 1879.		TOBACCO. 1879.		ORCHARDS—1879.					NURSERIES.		VINEYARDS.			MARKET GARDENS.	BEES—1879.		FOREST PRODUCTS.	
								APPLE.			PEACH.											
Area.	Crop.	Area.	Crop.	Area.	Crop.	Area.	Crop.	Acres.	Bearing trees.	Bushels. 1879.	Acres.	Bearing trees.	Bushels. 1879.	Total value of orchard products of all kinds sold or consumed.	Acres.	Value of produce sold in 1879.	Acres.	Grapes sold in 1879.	Wine made in 1879.	Value of produce sold in 1879.	Honey.	Wax.	Amount of wood cut in 1879.	Value of all forest products sold or consumed in 1879.
Acres.	Lbs.	Acres.	Bush.	Acres.	Bush.	Acres.	Lbs.	No.	No.	No.	No.	No.	No.	Dollars.	No.	Dollars.	No.	Lbs.	Galls.	Dollars.	Lbs.	Lbs.	Cords.	Dollars.
76	77	78	79	80	81	82	83	84	85	86	87	88	89	90	91	92	93	94	95	96	97	98	99	100
1		1/2	35					7	400	7		150		350			1/2							20
2		1	50					1	20															20
3		1	80			1/4	2000	1	20															20
4								3	15												75	10		20
5		2	135					4	60												300	6		5
6		1/2	30					2	25														35	175
7		1/2	50			1/8	150	1	6												40			20
8		1/4	15			1/8	150	2																15
9		1/2	50			1/16	50	2	20												25			75
10								1																20
																								10

D.

[7–306.]

Page No. 8
Supervisor's Dist: No. 7
Enumeration Dist: No. 136

NOTE A.—The light dotted perpendicular lines, which divide the spaces intended for numbers on this Schedule, are intended to separate the units, tens, &c., from each other, and the Enumerator should be careful that the figures are written within the small spaces so formed, thus: 7|4|, the units in the right-hand small spaces. 4 2 1 3 9

NOTE B.—Make an affirmative entry by a slanting line (thus /) in one of the three columns 2, 3, and 4, according as the fact is in the case of each farm—in column 2, if the occupier is the owner of the farm; in column 3, if he is the tenant at a fixed money rental; in column 4, if he conducts it for a share of the product.

NOTE C.—Enumerators will observe that there are 100 questions relating to each farm, which are arranged in four successive divisions of each schedule page.

SCHEDULE 2.—Productions of Agriculture in Richmond Township in the County of Ray, State of Missouri

enumerated by me on the 9th day of June, 1880. Joseph C Blaer Jr
Enumerator.

OF THE PERSON WHO CONDUCTS THIS FARM.				ACRES OF LAND.				FARM VALUES.			FENCES.		LABOR.			GRASS LANDS.						
	TENURE.			IMPROVED.		UNIMPROVED.										ACREAGE 1879.		PRODUCTS HARVESTED IN 1879.				
THE NAME.	Owners.	Rents for fixed money rental.	Rents for shares of products.	Tilled, including fallow and grass in rotation. (whether pasture or meadow.)	Permanent meadows, permanent pastures, orchards, vineyards.	Woodland and forest.	Other unimproved, including "old fields" not growing wood.	Of farm, including land, fences, and buildings.	Of farming implements and machinery.	Of Live Stock.	Cost of building and repairing in 1879.	Cost of fertilizers purchased in 1879.	Amount paid for wages for farm labor during 1879, including value of board.	Weeks hired labor in 1879 upon farm (and dairy) excluding house-work.	Estimated value of all farm productions (sold, consumed, or on hand) for 1879.	Mown.	Not Mown.	Hay.	Clover Seed.	Grass Seed.	Horses of all ages on hand June 1, 1880.	Mules and Asses, all ages, on hand June 1, 1880.
				No.	No.	No.	No.	Dollars.	Dollars.	Dollars.	Dollars.	Dollars.	Dollars.	No.	Dollars.	Acres.	Acres.	Tons.	Bushels.	Bushels.	No.	No.
1	2	3	4	5	6	7	8	9	10	11	12	13	14	15	16	17	18	19	20	21	22	23
1 Keyes Elizabeth	/			60	13			1200					25	5	500							
2 Carter Frank	/			80	45			800	25	875	150		5	1	500						5	
3 McKinney Phillips		/		80	60	10		800	5	225					200	25		20			2	
4 Webb Susan	/			8		12		200		150					200						1	2
5 Bellis James H	/			70	25	20		1000	175	375	10		15	3	300						5	
6 Glaze Lawrence R	/			60	20	20		800	50	325	10				250	10		5			2	1
7 Linville David	/			214	88		12	2500	100	600	25				500	15		15			3	2
8 Wilcox Charles		/		40	10	1		600	25	200					400	10		5			2	1
9 Alder Willis D	/			100	38			2000	200	400			40	10	500	6		6			2	2
10 Steva A Jr	/			280	80	5		3500	350	1000					1200	20		15			8	5

NEAT CATTLE AND THEIR PRODUCTS.											SHEEP.										SWINE.	POULTRY ON HAND JUNE 1ST, 1880, EXCLUSIVE OF SPRING HATCHING.		
ON HAND JUNE 1, 1880.			MOVEMENT, 1879.								MOVEMENT, 1879.								CLIP, SPRING 1880, SHORN AND TO BE SHORN.					
			Cattle of all ages								Sheep and lambs													
Working oxen.	Milch cows.	Other.	Calves dropped.	Purchased.	Sold living.	Slaughtered.	Died, strayed, and stolen, and not recovered.	Milk sold, or sent to butter and cheese factories in 1879.	Butter made on the farm in 1879.	Cheese made on the farm in 1879.	On hand June 1, 1880.	Lambs dropped.	Purchased.	Sold living.	Slaughtered.	Killed by dogs.	Died of disease.	Died of stress of weather.	Fleeces.	Weight.	On hand June 1, 1880.	Barnyard.	Other.	Eggs produced in 1879.
No.	No.	No.	No.	No.	No.	No.	No.	Gallons.	Lbs.	Lbs.	No.	No.	No.	No.	No.	No.	No.	No.	No.	Lbs.	No.	No.	No.	Doz.
24	25	26	27	28	29	30	31	32	33	34	35	36	37	38	39	40	41	42	43	44	45	46	47	48
1																								
2	1	29		48	40				50				20	20							25	12		50
3	2	2			1				100		30	4		20	1		2		18	72	9	40		200
4	1	1	1						100													30		300
5	1	5	3		3		1		100		15	1						4	13	45	35	38		100
6	2	3	1						100		12	3							10	20	40	50		125
7	4	7	1	7	7		2		250												34	100		500
8	2	5	1						150												20	50		130
9	5	6	2						300		22	18	22			6			20	86	16	60		300
10	5	35	4	20	30				300												80	75		125

CEREALS.												PULSE.		FIBER.						SUGAR.					BROOM CORN. 1879.	
BARLEY. 1879.		BUCKWHEAT. 1879.		INDIAN CORN. 1879.		OATS. 1879.		RYE. 1879.		WHEAT. 1879.		Canada Peas. (Dry.) in 1879.	Beans. (Dry.) in 1879.	FLAX—1879.				HEMP.		SORGHUM—1879.			MAPLE—1879.			
Area.	Crop.	Area.	Crop.	Area.	Crop.	Area.	Crop.	Area.	Crop.	Area.	Crop.			Area in Crop.	Seed.	Straw.	Fiber.			Area in Crop.	Sugar.	Molasses.	Sugar.	Molasses.		
Acres.	Bush.	Acres.	Bush.	Acres.	Bush.	Acres.	Bush.	Acres.	Bush.	Acres.	Bush.	Bush.	Bush.	Acres.	Bush.	Tons.	Lbs.	Acs.	Tns.	Acres.	Lbs.	Galls.	Lbs.	Galls.	Acs.	Lbs.
49	50	51	52	53	54	55	56	57	58	59	60	61	62	63	64	65	66	67	68	69	70	71	72	73	74	75
1				20	1000					12	150															
2				5	150	12	250			10	100															
3				8	400																					
4						2	30			6	30															
5				20	700	5	45			22	100									1/4	20				1/4	100
6				20	700																					
7				35	1800	10	400			10	112															
8				20	1000					11	95															
9				36	1250	4	60			10	146									1/2	40					
10				50	2500	20	400	20	300	100	1000															

HOPS. 1879.		POTATOES. (Irish.) 1879.		POTATOES. (Sweet.) 1879.		TOBACCO. 1879.		ORCHARDS—1879.						NURSERIES.		VINEYARDS.			MARKET GARDENS.	BEES—1879.		FOREST PRODUCTS.	
								APPLE.			PEACH.												
Area.	Crop.	Area.	Crop.	Area.	Crop.	Area.	Crop.	Acres.	Bearing trees.	Bushels. 1879.	Acres.	Bearing trees.	Bushels. 1879.	Total value of orchard products of all kinds sold or consumed.	Acres.	Value of produce sold in 1879.	Acres.	Grapes sold in 1879.	Wine made in 1879.	Value of produce sold in 1879.	Honey.	Wax.	Amount of wood cut in 1879.	Value of all forest products sold or consumed in 1879.
Acres.	Lbs.	Acres.	Bush.	Acres.	Bush.	Acres.	Lbs.	No.	No.	No.	No.	No.	No.	Dollars.	No.	Dollars.	No.	Lbs.	Galls.	Dollars.	Lbs.	Lbs.	Cords.	Dollars.
76	77	78	79	80	81	82	83	84	85	86	87	88	89	90	91	92	93	94	95	96	97	98	99	100
1								3	14	60				40										10
2								2																10
3																								10
4								2																10
5			1/4	60				5	10	15	1	15	4	10							40			20
6																								25
7			1/4	25				3	100	75		50		25							60			20
8																								25
9			1/2	50	1/4	30		4	25												480	15		25
10			2	150				5	300	100	3	25		100										50

Received July 30, 1880, A.

Page No. 9
Supervisor's Dist: No. 7
Enumeration Dist: No. 136

NOTE A.—The light dotted perpendicular lines, which divide the spaces intended for numbers on this Schedule, are intended to separate the units, tens, &c., from each other, and the Enumerator should be careful that the figures are written within the small spaces so formed, thus: 7 4, the units in the right-hand small spaces. 4 2 1 3 9

NOTE B.—Make an affirmative entry by a slanting line (thus /) in one of the three columns 2, 3, and 4, according as the fact is in the case of each farm—in column 2, if the occupier is the owner of the farm; in column 3, if he is the tenant at a fixed money rental; in column 4, if he conducts it for a share of the product.

NOTE C.—Enumerators will observe that there are 100 questions relating to each farm, which are arranged in four successive divisions of each schedule page.

SCHEDULE 2.—Productions of Agriculture in Richmond Township in the County of Ray, State of Missouri

enumerated by me on the 10th day of June, 1880.

Joseph E Blacer Jr
Enumerator.

OF THE PERSON WHO CONDUCTS THIS FARM.				ACRES OF LAND.				FARM VALUES.			FENCES.		LABOR.			GRASS LANDS.						
	TENURE.			IMPROVED.		UNIMPROVED.										ACREAGE 1879.		PRODUCTS HARVESTED IN 1879.				
THE NAME.	Owner.	Rents for fixed money rental.	Rents for shares of products.	Tilled, including fallow and grass in rotation. (whether pasture or meadow.)	Permanent meadows, permanent pastures, orchards, vineyards.	Woodland and forest.	Other unimproved, including "old fields" not growing wood.	Of farm, including land, fences, and buildings.	Of farming implements and machinery.	Of Live Stock.	Cost of building and repairing in 1879.	Cost of fertilizers purchased in 1879.	Amount paid for wages for farm labor during 1879, including value of board.	Weeks hired labor in 1879 upon farm (and dairy) excluding house-work.	Estimated value of all farm productions (sold, consumed, or on hand) for 1879.	Mown.	Not Mown.	Hay.	Clover Seed.	Grass Seed.	Horses of all ages on hand June 1, 1880.	Mules and Asses, all ages, on hand June 1, 1880.
	No.	No.	No.	No.	No.	No.	No.	Dollars.	Dollars.	Dollars.	Dollars.	Dollars.	Dollars.	No.	Dollars.	Acres.	Acres.	Tons.	Bushels.	Bushels.	No.	No.
1	2	3	4	5	6	7	8	9	10	11	12	13	14	15	16	17	18	19	20	21	22	23
1 Quesenberry David	1			175	160	20		1950	100	350	50				500	15		5			8	3
2 Magill Thomas	1			194	154	40		3880	150	930	25		75	15	550	45		40			4	
3 Rilsh John	1			80	5	30		1200	50	300					500						2	
4 Dale John		1		28	3	3		300	10	110					150						1	
5 Dale William	1			63	27	12		750	25	200	25				200	10		5			1	
6 Dale W. G.	1			199	135			4000	200	1150	30		60	12	1000	35	20	25			15	
7 Hines Thadius		1		60	20			750	15	275					150						2	
8 Williams Willis		1		36	20			1000	150	300	25		40	8	250	10		10			2	1
9 Webb James	1			80	35			1000	25	650			10	3	500						5	3
10 Webb Charles W	1			80	40			1000		150					500						2	

NEAT CATTLE AND THEIR PRODUCTS.											SHEEP.									SWINE.	POULTRY ON HAND JUNE 1ST, 1880, EXCLUSIVE OF SPRING HATCHING.		
ON HAND JUNE 1, 1880.			MOVEMENT, 1879.								ON HAND JUNE 1, 1880.	MOVEMENT, 1879.							CLIP, SPRING 1880, SHORN AND TO BE SHORN.				
				Cattle of all ages									Sheep and lambs										
Working oxen.	Milch cows.	Other.	Calves dropped.	Purchased.	Sold living.	Slaughtered.	Died, strayed, and stolen, and not recovered.	Milk sold, or sent to butter and cheese factories in 1879.	Butter made on the farm in 1879.	Cheese made on the farm in 1879.	On hand June 1, 1880.	Lambs dropped.	Purchased.	Sold living.	Slaughtered.	Killed by dogs.	Died of disease.	Died of stress of weather.	Fleeces.	Weight.	On hand June 1, 1880.	Barn-yard.	Other.	Eggs produced in 1879.
No.	No.	No.	No.	No.	No.	No.	No.	Gallons.	Lbs.	Lbs.	No.	No.	No.	No.	No.	No.	No.	No.	No.	Lbs.	No.	No.	No.	Doz.
24	25	26	27	28	29	30	31	32	33	34	35	36	37	38	39	40	41	42	43	44	45	46	47	48
1	4	30	1		3				200												50	30		50
2	3	32	2	22	17	1			125												30	50		150
3	2	2	2						100												43	30		50
4	1	1			1				50												10	20		30
5	2	2	2	1	3				100												15	30		60
6	9	20	4	5	8		1		250												42	75		400
7	1	4		5	1				50												26	15		
8	2	16		50	30				100												3	25		100
9	2	4	2	1	7				100		9				4				10	35	17	75		500
10																					14	120		1000

CEREALS.										PULSE.		FIBER.						SUGAR.					BROOM CORN. 1879.	
BARLEY. 1879.		BUCKWHEAT. 1879.		INDIAN CORN. 1879.		OATS. 1879.		RYE. 1879.		WHEAT 1879.			FLAX—1879.			HEMP.		SORGHUM—1879.			MAPLE—1879.			
Area.	Crop.	Area.	Crop.	Area.	Crop.	Area.	Crop.	Area.	Crop.	Area.	Crop.	Canada Peas, (Dry.) in 1879.	Beans, (Dry.) in 1879.	Area in Crop.	Seed.	Straw.	Fiber.	Area in Crop.	Sugar.	Molasses.	Sugar.	Molasses.		
Acres.	Bush.	Acres.	Bush.	Acres.	Bush.	Acres.	Bush.	Acres.	Bush.	Acres.	Bush.	Bush.	Bush.	Acres.	Bush.	Tons.	Lbs.	Acs.	Tns.	Acres.	Lbs.	Galls.	Lbs.	Galls.	Acs.	Lbs.
49	50	51	52	53	54	55	56	57	58	59	60	61	62	63	64	65	66	67	68	69	70	71	72	73	74	75
1				8	200															½		75				
2				20	1000	5	100			9	108															
3				23	900	5	100			18	200									½		50				
4				25	900																					
5				15	750	5	100																			
6				30	1500	13	500			15	268															
7																										
8				30	1800	16	600			12	96															
9				16	750	12	360	6	45	8	52															
10				35	1750	5	200																			

HOPS. 1879.		POTATOES, (Irish.) 1879.		POTATOES, (Sweet.) 1879.		TOBACCO. 1879.		ORCHARDS—1879.						NURSERIES.		VINEYARDS.			MARKET GARDENS.	BEES—1870.		FOREST PRODUCTS.	
								APPLE.			PEACH.			Total value of orchard products of all kinds sold or consumed.									
Area.	Crop.	Area.	Crop.	Area.	Crop.	Area.	Crop.	Acres.	Bearing trees.	Bushels. 1879.	Acres.	Bearing trees.	Bushels. 1879.		Acres.	Value of produce sold in 1879.	Acres.	Grapes sold in 1879.	Wine made in 1879.	Value of produce sold in 1878.	Honey.	Wax.	Amount of wood cut in 1879.	Value of all forest products sold or consumed in 1879.
Acres.	Lbs.	Acres.	Bush.	Acres.	Bush.	Acres.	Lbs.	No.	No.	No.	No.	No.	No.	Dollars.	No.	Dollars.	No.	Lbs.	Galls.	Dollars.	Lbs.	Lbs.	Cords.	Dollars.
76	77	78	79	80	81	82	83	84	85	86	87	88	89	90	91	92	93	94	95	96	97	98	99	100
		¼	25					3	25															50
								3	60															30
						⅛	100	2	19	8				5										25
		⅛	8																					10
								2	20												100			12
		⅛	20					3	75															20
																								10
		¼	20					4	10	10	1	20	3	5										15
		⅛	8					2	50		2	60									60			15
																								50

B.

[7–306.]

Page No. 10
Supervisor's Dist: No. 7
Enumeration Dist: No. 136

NOTE A.—The light dotted perpendicular lines, which divide the spaces intended for numbers on this Schedule, are intended to separate the units, tens, &c., from each other, and the Enumerator should be careful that the figures are written within the small spaces so formed, thus: | 7 | 4 |, the units | 4 | 2 | 1 | in the right-hand small spaces. | 3 | 9 |

NOTE B.—Make an affirmative entry by a slanting line (thus /) in one of the three columns 2, 3, and 4, according as the fact is in the case of each farm—in column 2, if the occupier is the owner of the farm; in column 3, if he is the tenant at a fixed money rental; in column 4, if he conducts it for a share of the product.

NOTE C.—Enumerators will observe that there are 100 questions relating to each farm, which are arranged in four successive divisions of each schedule page.

SCHEDULE 2.—Productions of Agriculture in Richmond Township in the County of Ray, State of Missouri

enumerated by me on the 10th & 11th day of June, 1880. Joseph C. Black Jr.,
Enumerator.

OF THE PERSON WHO CONDUCTS THIS FARM.				ACRES OF LAND.				FARM VALUES.			FENCES.		LABOR.			GRASS LANDS.						
	TENURE.			IMPROVED.		UNIMPROVED.										ACREAGE 1879.		PRODUCTS HARVESTED IN 1879.				
THE NAME.	Owner.	Rents for fixed money rental.	Rents for shares of products.	Tilled, including fallow and grass in rotation, (whether pasture or meadow.)	Permanent meadows, permanent pastures, orchards, vineyards.	Woodland and forest.	Other unimproved, including "old fields" not growing wood.	Of farm, including land, fences, and buildings.	Of farming implements and machinery.	Of Live Stock.	Cost of building and repairing in 1879.	Cost of fertilizers purchased in 1879.	Amount paid for wages for farm labor during 1879, including value of board.	Weeks hired labor in 1879 upon farm and dairy) excluding house-work.	Estimated value of all farm productions (sold, consumed, or on hand) for 1879.	Mown.	Not Mown.	Hay.	Clover Seed.	Grass Seed.	Horses of all ages on hand June 1, 1880.	Mules and Asses, all ages, on hand June 1, 1880.
				No.	No.	No.	No.	Dollars.	Dollars.	Dollars.	Dollars.	Dollars.	Dollars.	No.	Dollars.	Acres.	Acres.	Tons.	Bushels.	Bushels.	No.	No.
1	2	3	4	5	6	7	8	9	10	11	12	13	14	15	16	17	18	19	20	21	22	23
1 Gentry Nicholas	/			7		3		315	10	200	10				150						3	
2 Graham John	/			7		3		315	10	125	10				150						2	
3 Ogg Joshua	/			71	44	8		1420	500	275	15		25	6	500	25		40			2	
4 Ogg & J. & Brother	/			90	25	70		1600		1400	40		130	30	700							4
5 Ward Lovell	/			36	16	4		300	10	100					150	3		1				1
6 Gentry Polly	/			80	40	40		1200	25	500	25		30	6	500	3		1			4	
7 Hamilton Mathew		/		28	4			560	100	350			10	3	100						3	
8 Hamilton William C	/			62		104		1200	75	500	10		75	20	500	10	2	20			6	
9 Hamilton John T	/			32		5		325							200							
10 Davis Benjiman	/			45		70		600	75	220			10	2	225						3	

NEAT CATTLE AND THEIR PRODUCTS.											SHEEP.										SWINE.	POULTRY ON HAND JUNE 1ST, 1880, EXCLUSIVE OF SPRING HATCHING.		
ON HAND JUNE 1, 1880.			MOVEMENT, 1879.								ON HAND JUNE 1, 1880.	MOVEMENT, 1879.							CLIP, SPRING 1880, SHORN AND TO BE SHORN.						
			Cattle of all ages									Sheep and lambs												
Working oxen.	Milch cows.	Other.	Calves dropped.	Purchased.	Sold living.	Slaughtered.	Died, strayed, and stolen, and not recovered.	Milk sold, or sent to butter and cheese factories in 1879.	Butter made on the farm in 1879.	Cheese made on the farm in 1879.		Lambs dropped.	Purchased.	Sold living.	Slaughtered.	Killed by dogs.	Died of disease.	Died of stress of weather.	Fleeces.	Weight.	On hand June 1, 1880.	Barn-yard.	Other.	Eggs produced in 1879.
No.	No.	No.	No.	No.	No.	No.	No.	Gallons.	Lbs.	Lbs.	No.	No.	No.	No.	No.	No.	No.	No.	No.	Lbs.	No.	No.	No.	Doz.
24	25	26	27	28	29	30	31	32	33	34	35	36	37	38	39	40	41	42	43	44	45	46	47	48
1	2	3	1		1				100		13	2		2					6	25	8	12		100
2	1	1							50		4	2		1					4	15	4	20		50
3	3	2		50	15				200		1		1						1	14		60		400
4	2	30	4						150												100	60		300
5	1	1							50												9	30		100
6	6	5	1		4				400		10	2		1					7	30	25	40		100
7	1		1		1				50												15	20		50
8	4	8	1			1	1		200												55	60		300
9																								
10	2	1	3		3				80												16	40		130

CEREALS.										PULSE.		FIBER.						SUGAR.					BROOM CORN.	
BARLEY. 1879.		BUCKWHEAT. 1879.		INDIAN CORN. 1879.		OATS. 1879.		RYE. 1879.		WHEAT. 1879.			FLAX—1879.			HEMP.		SORGHUM—1879.			MAPLE—1879.			
Area.	Crop.	Area.	Crop.	Area.	Crop.	Area.	Crop.	Area.	Crop.	Area.	Crop.	Canada Peas, (Dry.) in 1879.	Beans, (Dry.) in 1879.	Area in Crop.	Seed.	Straw.	Fiber.	Area in Crop.	Sugar.	Molasses.	Sugar.	Molasses.	1879.	
Acres.	Bush.	Acres.	Bush.	Acres.	Bush.	Acres.	Bush.	Acres.	Bush.	Acres.	Bush.	Bush.	Bush.	Acres.	Bush.	Tons.	Lbs.	Acres.	Lbs.	Galls.	Lbs.	Galls.	Acs.	Lbs.
49	50	51	52	53	54	55	56	57	58	59	60	61	62	63	64	65	66	67	68	69	70	71	72	73	74	75
1				7	350					½	6															
2				7	350					½	6															
3						20	300			8	80															
4				25	1000					16	200															
5				12	600								25													
6				20	500	10	100			3	28															
7										¼	55															
8				16	600	12	50			10	128															
9				25	700																					
10				22	600	8	80			7	53							⅛		10						

HOPS. 1879.		POTATOES, (Irish.) 1879.		POTATOES, (Sweet.) 1879.		TOBACCO. 1879.		ORCHARDS—1879.							NURSERIES.		VINEYARDS.			MARKET GARDENS.	BEES—1879.		FOREST PRODUCTS.	
								APPLE.			PEACH.			Total value of orchard products of all kinds sold or consumed.										
Area.	Crop.	Area.	Crop.	Area.	Crop.	Area.	Crop.	Acres.	Bearing trees.	Bushels. 1879.	Acres.	Bearing trees.	Bushels. 1879.		Acres.	Value of produce sold in 1879.	Acres.	Grapes sold in 1879.	Wine made in 1879.	Value of produce sold in 1879.	Honey.	Wax.	Amount of wood cut in 1879.	Value of all forest products sold or consumed in 1879.
Acres.	Lbs.	Acres.	Bush.	Acres.	Bush.	Acres.	Lbs.	No.	No.	No.	No.	No.	No.	Dollars.	No.	Dollars.	No.	Lbs.	Galls.	Dollars.	Lbs.	Lbs.	Cords.	Dollars.
76	77	78	79	80	81	82	83	84	85	86	87	88	89	90	91	92	93	94	95	96	97	98	99	100
1																					20			10
2																								10
3		⅛	20			¼	200	3	15		1	40					⅛							15
4		¼	30					2	20		2	40											25	20
5		⅛	15					2	20		1	20											15	50
6		1/16	10					1	10												100			20
7		1/16	10					2	6	15		3		8										10
8		⅛	8					½	2			12		1										10
9																								35
10		⅛	18					⅛	3	10				5										20

Received July 30, 1880. C.

Page No. 11
Supervisor's Dist: No. 7
Enumeration Dist: No. 136

NOTE A.—The light dotted perpendicular lines, which divide the spaces intended for numbers on this Schedule, are intended to separate the units, tens, &c., from each other, and the Enumerator should be careful that the figures are written within the small spaces so formed, thus: 7 4, the units in the right-hand small spaces. 4 2 1 3 9

NOTE B.—Make an affirmative entry by a slanting line (thus /) in one of the three columns 2, 3, and 4, according as the fact is in the case of each farm—in column 2, if the occupier is the owner of the farm; in column 3, if he is the tenant at a fixed money rental; in column 4, if he conducts it for a share of the product.

NOTE C.—Enumerators will observe that there are 100 questions relating to each farm, which are arranged in four successive divisions of each schedule page.

SCHEDULE 2.—Productions of Agriculture in Richmond Township in the County of Ray, State of Missouri

enumerated by me on the 11th day of June, 1880. Joseph E. Peach Jr.,
Enumerator.

OF THE PERSON WHO CONDUCTS THIS FARM.				ACRES OF LAND.				FARM VALUES.			FENCES.		LABOR.			GRASS LANDS.						
	TENURE.			IMPROVED.		UNIMPROVED.										ACREAGE 1879.		PRODUCTS HARVESTED IN 1879.				
THE NAME.	Owns it.	Rents for fixed money rental.	Rents for shares of products.	Tilled, including fallow and grass in rotation, (whether pasture or meadow.)	Permanent meadows, permanent pastures, orchards, vineyards.	Woodland and forest.	Other unimproved, including "old fields" not growing wood.	Of farm, including land, fences, and buildings.	Of farming implements and machinery.	Of Live Stock.	Cost of building and repairing in 1879.	Cost of fertilizers purchased in 1879.	Amount paid for wages for farm labor during 1879, including value of board.	Weeks hired labor in 1879 upon farm (and dairy) excluding house-work.	Estimated value of all farm productions (sold, consumed, or on hand) for 1879.	Mown.	Not Mown.	Hay.	Clover Seed.	Grass Seed.	Horses of all ages on hand June 1, 1880.	Mules and Asses, all ages, on hand June 1, 1880.
				No.	No.	No.	No.	Dollars.	Dollars.	Dollars.	Dollars.	Dollars.	Dollars.	No.	Dollars.	Acres.	Acres.	Tons.	Bushels.	Bushels.	No.	No.
1	2	3	4	5	6	7	8	9	10	11	12	13	14	15	16	17	18	19	20	21	22	23
1 Smith Jasper N	/			111	52			1000	50	400					250						5	3
2 Davis Sarah	/			111	53			1000	50	275					300	15	5	15			2	
3 Brand Catherine	/			45	10	10		600		10	10		20	4	200						1	
4 Bone Robert C		/		18		90		800	30	300	15		30	6	200							2
5 Denton James		/		160	40	40		3000	150	1000	100		80	16	800	4		1				9
6 Covey David H	/			90	47	45		500	50	200					300	4	6	1			4	1
7 Davenport Rebecca	/			15		41		280	10	50					100						1	
8 Endsley Parker	/			50		62		800	50	228	20				500						2	
9 Bellis Nancy	/			110	45	45		600	25	400			10	2	200	4		1			5	2
10 Williams George		/		72	18	30		1200	80	200	10		10	2	500	20		18			3	

NEAT CATTLE AND THEIR PRODUCTS.											SHEEP.										SWINE.	POULTRY ON HAND JUNE 1ST, 1880, EXCLUSIVE OF SPRING HATCHING.		EGGS PRODUCED IN 1879.
ON HAND JUNE 1, 1880.			MOVEMENT, 1879.								ON hand June 1, 1880.	MOVEMENT, 1879.							CLIP, SPRING 1880, SHORN AND TO BE SHORN.		ON hand June 1, 1880.			
			Cattle of all ages									Sheep and lambs												
Working oxen.	Milch cows.	Other.	Calves dropped.	Purchased.	Sold living.	Slaughtered.	Died, strayed, and stolen, and not recovered.	Milk sold, or sent to butter and cheese factories in 1879.	Butter made on the farm in 1879.	Cheese made on the farm in 1879.		Lambs dropped.	Purchased.	Sold living.	Slaughtered.	Killed by dogs.	Died of disease.	Died of stress of weather.	Fleeces.	Weight.		Barn-yard.	Other.	
No.	No.	No.	No.	No.	No.	No.	No.	Gallons.	Lbs.	Lbs.	No.	No.	No.	No.	No.	No.	No.	No.	No.	Lbs.	No.	No.	No.	Doz.
24	25	26	27	28	29	30	31	32	33	34	35	36	37	38	39	40	41	42	43	44	45	46	47	48
1	2		2		2				100												23	40		100
2	3	3	1		4				200												15	30		100
3	2	1	2		2				100												2	24		100
4	2	3	2		2	1			150												20	36		110
5	5	25	5	8	6				400												35	50		200
6	3	4	2		1				100			4		8							22	24		100
7	1	1							50												5	10		30
8	3	1	2		5				150		20	6			1				12	35	9	40		125
9	3	2	2						200		15	2					2		9	30	12	45		150
10	2		1				1		150												9	40		130

CEREALS.												PULSE.		FIBER.						SUGAR.						BROOM CORN.	
BARLEY. 1879.		BUCKWHEAT. 1879.		INDIAN CORN. 1879.		OATS. 1879.		RYE. 1879.		WHEAT. 1879.				FLAX—1879.				HEMP.		SORGHUM—1879.			MAPLE—1879.			1879.	
Area.	Crop.	Area.	Crop.	Area.	Crop.	Area.	Crop.	Area.	Crop.	Area.	Crop.	Canada Peas, (Dry,) in 1879.	Beans, (Dry,) in 1879.	Area in Crop.	Seed.	Straw.	Fiber.			Area in Crop.	Sugar.	Molasses.	Sugar.	Molasses.			
Acres.	Bush.	Acres.	Bush.	Acres.	Bush.	Acres.	Bush.	Acres.	Bush.	Acres.	Bush.	Bush.	Bush.	Acres.	Bush.	Tons.	Lbs.	Acs.	Tns.	Acres.	Lbs.	Galls.	Lbs.	Galls.	Acs.	Lbs.
49	50	51	52	53	54	55	56	57	58	59	60	61	62	63	64	65	66	67	68	69	70	71	72	73	74	75
1				25	750	5	102			6	50		1							¾		150				
2				20	750	3	60			8	70									½		16	20			
3				13	400	6	100																			
4				5	125					13	110									½		67				
5				100	3500	5	125													½		50				
6				25	750	4	40			8	83									½		30				
7				5	125					5	30									¼		20				
8				30	1500					8	45		3							½		81			1/10	100
9				12	300	4	30			5	35									¼		19				
10				30	1050	12	180			20	129									½		30				

HOPS. 1879.		POTATOES. (Irish.) 1879.		POTATOES, (Sweet.) 1879.		TOBACCO. 1879.		ORCHARDS—1879.						NURSERIES.		VINEYARDS.			MARKET GARDENS.	BEES—1879.		FOREST PRODUCTS.	
								APPLE.			PEACH.												
Area.	Crop.	Area.	Crop.	Area.	Crop.	Area.	Crop.	Acres.	Bearing trees.	Bushels. 1879.	Acres.	Bearing trees.	Bushels. 1879.	Total value of orchard products of all kinds sold or consumed.	Acres.	Value of produce sold in 1879.	Acres.	Grapes sold in 1879.	Wine made in 1879.	Value of produce sold in 1879.	Honey.	Wax.	Amount of wood cut in 1879.	Value of all forest products sold or consumed in 1879.
Acres.	Lbs.	Acres.	Bush.	Acres.	Bush.	Acres.	Lbs.	No.	No.	No.	No.	No.	No.	Dollars.	No.	Dollars.	No.	Lbs.	Galls.	Dollars.	Lbs.	Lbs.	Cords.	Dollars.
76	77	78	79	80	81	82	83	84	85	86	87	88	89	90	91	92	93	94	95	96	97	98	99	100
1		¼	30					1	40		¼	40												20
2		⅛	15					3	70	50	¼	50		30										20
3		⅛	15					2	35	35		10		25									5	10
4		¼	35																				16	112
5		⅛	20					6	3	5				3										500
6		⅛	12					1	30	20	⅛	12		25										25
7		⅛	10																		5			15
8		⅜	90	1/10	11																50			65
9		⅛	7					2	20															20
10		⅛	15																					165

D.

[7—306.]

Page No. 12
Supervisor's Dist: No. 7
Enumeration Dist: No. 136

NOTE A.—The light dotted perpendicular lines, which divide the spaces intended for numbers on this Schedule, are intended to separate the units, tens, &c., from each other, and the Enumerator should be careful that the figures are written within the small spaces so formed, thus: 7|4, the units in the right-hand small spaces. 4|2|1 3|9

NOTE B.—Make an affirmative entry by a slanting line (thus /) in one of the three columns 2, 3, and 4, according as the fact is in the case of each farm in column 2, if the occupier is the owner of the farm; in column 3, if he is the tenant at a fixed money rental; in column 4, if he conducts it for a share of the product.

NOTE C.—Enumerators will observe that there are 100 questions relating to each farm, which are arranged in four successive divisions of each schedule page.

SCHEDULE 2.—Productions of Agriculture in Richmond Township in the County of Ray, State of Missouri enumerated by me on the 12th day of June, 1880.

Joseph E. Black Jr.
Enumerator.

OF THE PERSON WHO CONDUCTS THIS FARM.				ACRES OF LAND.				FARM VALUES.			FENCES.		LABOR.			GRASS LANDS.						
	TENURE.			IMPROVED.		UNIMPROVED.										ACREAGE 1879.		PRODUCTS HARVESTED IN 1879.				
THE NAME.	Owner.	Rents for fixed money rental.	Rents for shares of products.	Tilled, including fallow and grass in rotation, (whether pasture or meadow.)	Permanent meadows, permanent pastures, orchards, vineyards.	Woodland and forest.	Other unimproved, including "old fields" not growing wood.	Of farm, including land, fences, and buildings.	Of farming implements and machinery.	Of Live Stock.	Cost of building and repairing in 1879.	Cost of fertilizers purchased in 1879.	Amount paid for wages for farm labor during 1879, including value of board.	Weeks hired labor in 1879 upon farm (and dairy) excluding house-work	Estimated value of all farm productions (sold, consumed, or on hand) for 1879.	Mown.	Not Mown.	Hay.	Clover Seed.	Grass Seed.	Horses of all ages on hand June 1, 1880.	Mules and Asses, all ages, on hand June 1, 1880.
	No.	No.	No.	No.	No.	No.	No.	Dollars.	Dollars.	Dollars.	Dollars.	Dollars.	Dollars.	No.	Dollars.	Acres.	Acres.	Tons.	Bushels.	Bushels.	No.	No.
1	3	3	4	5	6	7	8	9	10	11	12	13	14	15	16	17	18	19	20	21	22	23
1 Sanderson William	/			158		2		2000	100	800	10		50	10	800	20	20	6			3	
2 Larkey John	/			40	40			400	100	350					500						3	
3 Robinson John K	/			40	40			1200	50	300			30	6	500		3				4	1
12 Th 4 Smith Peyton	/			160	75	12		2000	75	850	50		30	6	600	10	2	6			7	2
5 Rojoy Willis		/		40	30			300	10	115					100						2	
6 Sanderson Rosana	/			40	6	40		500	10	70	10				150						2	
7 Reneau Sarah	/			40	24			350	65	285					200		4				4	
8 Lewis Robert	/			80	40	40		1200	100	400			25	3	500						3	
9 Osman Rachel	/			85	25	55		1400	100	400					500						3	2
10 Stout Elijah	/			60	15	40		1000	75	290			15	3	500	1	1	1			5	

NEAT CATTLE AND THEIR PRODUCTS.											SHEEP.										SWINE.	POULTRY ON HAND JUNE 1ST, 1880, EXCLUSIVE OF SPRING HATCHING.		EGGS PRODUCED IN 1879.
ON HAND JUNE 1, 1880.			MOVEMENT, 1879.					Milk sold, or sent to butter and cheese factories in 1879.	Butter made on the farm in 1879.	Cheese made on the farm in 1879.	On hand June 1, 1880.	MOVEMENT, 1879.							CLIP, SPRING 1880, SHORN AND TO BE SHORN.		On hand June 1, 1880.			
			Cattle of all ages									Sheep and lambs												
Working oxen.	Milch cows.	Other.	Calves dropped.	Purchased.	Sold living.	Slaughtered.	Died, strayed, and stolen and not recovered.					Lambs dropped.	Purchased.	Sold living.	Slaughtered.	Killed by dogs.	Died of disease.	Died of stress of weather.	Fleeces.	Weight.		Barn-yard.	Other.	
No.	No.	No.	No.	No.	No.	No.	No.	Gallons.	Lbs.	Lbs.	No.	No.	No.	No.	No.	No.	No.	No.	No.	Lbs.	No.	No.	No.	Doz.
24	25	26	27	28	29	30	31	32	33	34	35	36	37	38	39	40	41	42	43	44	45	46	47	48
1	10	23	8	6	6				300		37	12		2	2	2	2		22	100	9	30		100
2	6	3	3	2	4				250												25	30		100
3	3	4	2		2				150												40	35		150
4	8	19	8	16	12		1		500												30	100		200
5																					3	25		50
6	1				1				50													24		50
7	2	1							100		7		4			1			3	10	10	40		100
8	2	22	1						100												49	49		150
9	1	6	2	3					100		12	5			1			5	7	30	40	40		100
10	4	4	4		4				400												15	30		100

CEREALS.												PULSE.		FIBER.						SUGAR.						BROOM CORN. 1879.	
BARLEY. 1879.		BUCKWHEAT. 1879.		INDIAN CORN. 1879.		OATS. 1879.		RYE. 1879.		WHEAT. 1879.		Canada Peas, (Dry.) in 1879.	Beans, (Dry.) in 1879.	FLAX—1879.			HEMP.			SORGHUM—1879.			MAPLE—1879.				
Area.	Crop.	Area.	Crop.	Area.	Crop.	Area.	Crop.	Area.	Crop.	Area.	Crop.			Area in Crop.	Seed.	Straw.	Fiber.			Area in Crop.	Sugar.	Molasses.	Sugar.	Molasses.			
Acres.	Bush.	Acres.	Bush.	Acres.	Bush.	Acres.	Bush.	Acres.	Bush.	Acres.	Bush.	Bush.	Bush.	Acres.	Bush.	Tons.	Lbs.	Acs.	Tns.	Acres.	Lbs.	Galls.	Lbs.	Galls.	Acs.	Lbs.
49	50	51	52	53	54	55	56	57	58	59	60	61	62	63	64	65	66	67	68	69	70	71	72	73	74	75
1				6	500					9	90															
2																										
3				18	375					10	110															
4				20	800	12	238			16	150															
5				5	100					9	89															
6				5	200	15	300																			
7				5	200	2	30			8	74															
8				30	750					10	100									1		100				
9				35	1250	10	100			20	140									3/4		40				
10				20	700	5	50			10	55															

HOPS. 1879.		POTATOES, (Irish.) 1879.		POTATOES, (Sweet.) 1879.		TOBACCO. 1879.		ORCHARDS—1879.						Total value of orchard products of all kinds sold or consumed.	NURSERIES.		VINEYARDS.			MARKET GARDENS.	BEES—1879.		FOREST PRODUCTS.	
								APPLE.			PEACH.													
Area.	Crop.	Area.	Crop.	Area.	Crop.	Area.	Crop.	Acres.	Bearing trees.	Bushels. 1879.	Acres.	Bearing trees.	Bushels. 1879.		Acres.	Value of produce sold in 1879.	Acres.	Grapes sold in 1879.	Wine made in 1879.	Value of produce sold in 1879.	Honey.	Wax.	Amount of wood cut in 1879.	Value of all forest products sold or consumed in 1879.
Acres.	Lbs	Acres.	Bush.	Acres.	Bush.	Acres.	Lbs.	No.	No.	No.	No.	No.	No.	Dollars.	No.	Dollars.	No.	Lbs.	Galls.	Dollars.	Lbs.	Lbs.	Cords.	Dollars.
76	77	78	79	80	81	82	83	84	85	86	87	88	89	90	91	92	93	94	95	96	97	98	99	100
		1/8	25					6	200	100	5	200	6	75										50
		1/4	30					6	20	40		50		20										10
																								2 75
		1/4	12	1/8	8			5	50	150	1	50		50							25			10
		1/4	15																					10
								3	20															10
		1/4	15																					10
		1/4	15					2	70															20
		1/4	15					2	40	7				10										20
		1/4	15					2	30		1/4	20												15

Received July 30 1880.

[7—306.]

A.

Page No. 13
Supervisor's Dist: No. 7
Enumeration Dist: No. 136

NOTE A.—The light dotted perpendicular lines, which divide the spaces intended for numbers on this Schedule, are intended to separate the units, tens, &c., from each other, and the Enumerator should be careful that the figures are written within the small spaces so formed, thus: 7|4, 4|2|1, 3|9, the units in the right-hand small spaces.

NOTE B.—Make an affirmative entry by a slanting line (thus /) in one of the three columns 2, 3, and 4, according as the fact is in the case of each farm—in column 2, if the occupier is the owner of the farm; in column 3, if he is the tenant at a fixed money rental; in column 4, if he conducts it for a share of the product.

NOTE C.—Enumerators will observe that there are 100 questions relating to each farm, which are arranged in four successive divisions of each schedule page.

SCHEDULE 2.—Productions of Agriculture in Richmond Township in the County of Ray, State of Missouri

enumerated by me on the 12th day of June, 1880. Joseph E. Black Jr
Enumerator.

OF THE PERSON WHO CONDUCTS THIS FARM.				ACRES OF LAND.				FARM VALUES.			FENCES.		LABOR.			GRASS LANDS.						
	TENURE.			IMPROVED.		UNIMPROVED.										ACREAGE 1879.		PRODUCTS HARVESTED IN 1879.				
THE NAME.	Owner.	Rents for fixed money rental.	Rents for shares of products.	Tilled, including fallow and grass in rotation, (whether pasture or meadow.)	Permanent meadows, permanent pastures, orchards, vineyards.	Woodland and forest.	Other unimproved, including "old fields" not growing wood.	Of farm, including land, fences, and buildings.	Of farming implements and machinery.	Of Live Stock.	Cost of building and repairing in 1879.	Cost of fertilizers purchased in 1879.	Amount paid for wages for farm labor during 1879, including value of board.	Weeks hired labor in 1879 upon farm (and dairy) excluding house-work.	Estimated value of all farm productions (sold, consumed, or on hand) for 1879.	Mown.	Not Mown.	Hay.	Clover Seed.	Grass Seed.	Horses of all ages on hand June 1, 1880.	Mules and Asses, all ages, on hand June 1, 1880.
				No.	No.	No.	No.	Dollars.	Dollars.	Dollars.	Dollars.	Dollars.	Dollars.	No.	Dollars.	Acres.	Acres.	Tons.	Bushels.	Bushels.	No.	No.
1	2	3	4	5	6	7	8	9	10	11	12	13	14	15	16	17	18	19	20	21	22	23
1 Mallott Hiram	/			55	25	5		600	30	350					250	3		1			4	
2 Odell Benjiman		/		12		8		200	10	130					100						2	1
3 Madden James		/		20	20			200	10	50					50						1	
4 Bellis Milton	/			28	20	12		275	10	125					100	3	8	2			3	
5 Brown Thomas	/			235	150	45		1680	225	1685			25	5	600	16	2	3			7	13
6 White Wm A	/			250	170	80		1650	175	700	50		30	6	700	7		2			8	3
7 Carver George W	/			18				180	20	75					175							
8 Hartman Andrew		/		80	50			2500	10	225					500						2	
9 Rush James		/		199	102	11		4200	100	375					500	13	25	13			6	
10 Williams George A	/			145	72	60		2240	50	300	40		100	20	500		12				5	1

NEAT CATTLE AND THEIR PRODUCTS.												SHEEP.									SWINE.	POULTRY ON HAND JUNE 1ST, 1880, EXCLUSIVE OF SPRING HATCHING.		
ON HAND JUNE 1, 1880.			MOVEMENT, 1879.									ON HAND JUNE 1, 1880.	MOVEMENT, 1879.							CLIP, SPRING 1880, SHORN AND TO BE SHORN.					
			Cattle of all ages										Lambs dropped.	Sheep and lambs										
Working oxen.	Milch cows.	Other.	Calves dropped.	Purchased.	Sold living.	Slaughtered.	Died, strayed, and stolen, and not recovered.	Milk sold, or sent to butter and cheese factories in 1879.	Butter made on the farm in 1879.	Cheese made on the farm in 1879.	On hand June 1, 1880.		Purchased.	Sold living.	Slaughtered.	Killed by dogs.	Died of disease.	Died of stress of weather.	Fleeces.	Weight	On hand June 1, 1880.	Barn-yard.	Other.	Dogs produced in 1879.
No.	No.	No.	No.	No.	No.	No.	No.	Gallons.	Lbs.	Lbs.	No.	No.	No.	No.	No.	No.	No.	No.	No.	Lbs.	No.	No.	No.	Doz.
24	25	26	27	28	29	30	31	32	33	34	35	36	37	38	39	40	41	42	43	44	45	46	47	48
1	2	3	1						100			3							11	43	24	25		75
2	1		1		1				50												1	39		75
3																					6	12		25
4	2	2							75												4	10		20
5	7	17	7	2	2				400			9		18			2				18	50		125
6	1	12	2	2	6		1		200		18								11	60	25	35		150
7																					32	35		100
8	1	5							50												30	2		5
9		1			3																8	30	1	60
10	4	14	4						200		6		6						6	42	35	60		150

CEREALS.												PULSE.		FIBER.						SUGAR.						BROOM CORN. 1879.	
BARLEY. 1879.		BUCKWHEAT. 1879.		INDIAN CORN. 1879.		OATS. 1879.		RYE. 1879.		WHEAT. 1879.				FLAX—1879.				HEMP.		SORGHUM—1879.			MAPLE—1879.				
Area.	Crop.	Area.	Crop.	Area.	Crop.	Area.	Crop.	Area.	Crop.	Area.	Crop.	Canada Peas. (Dry.) in 1879.	Beans. (Dry.) in 1879.	Area in Crop.	Seed.	Straw.	Fiber.			Area in Crop.	Sugar.	Molasses.	Sugar.	Molasses.		Area.	Crop.
Acres.	Bush.	Acres.	Bush.	Acres.	Bush.	Acres.	Bush.	Acres.	Bush.	Acres.	Bush.	Bush.	Bush.	Acres.	Bush.	Tons.	Lbs.	Acs.	Tns.	Acres.	Lbs.	Galls.	Lbs.	Galls.		Acs.	Lbs.
49	50	51	52	53	54	55	56	57	58	59	60	61	62	63	64	65	66	67	68	69	70	71	72	73		74	75
1				10	350					9	80									1		50					
2				11	275															¼		20					
3																											
4				3	100																						
5				30	1200					41	300									½		30					
6				14	490	6	150			70	540																
7																											
8				30	1500					15	150																
9				41	1640					40	250																
10				24	750	5	100			10	80									½		80					

HOPS. 1879.		POTATOES, (Irish.) 1879.		POTATOES, (Sweet.) 1879.		TOBACCO. 1879.		ORCHARDS—1879.						NURSERIES.		VINEYARDS.			MARKET GARDENS.	BEES—1879.		FOREST PRODUCTS.	
								APPLE.			PEACH.												
Area.	Crop.	Area.	Crop.	Area.	Crop.	Area.	Crop.	Acres.	Bearing trees.	Bushels. 1879.	Acres.	Bearing trees.	Bushels. 1879.	Total value of orchard products of all kinds sold or consumed.	Acres.	Value of produce sold in 1879.	Acres.	Grapes sold in 1879.	Wine made in 1879.	Value of produce sold in 1879.	Honey.	Wax.	Amount of wood cut in 1879.	Value of all forest products sold or consumed in 1879.
Acres.	Lbs.	Acres.	Bush.	Acres.	Bush.	Acres.	Lbs.	No.	No.	No.	No.	No.	No.	Dollars.	No.	Dollars.	No.	Lbs.	Galls.	Dollars.	Lbs.	Lbs.	Cords.	Dollars.
76	77	78	79	80	81	82	83	84	85	86	87	88	89	90	91	92	93	94	95	96	97	98	99	100
		½	30					2	25		¼	25												15
																								15
																								15
								1	19															15
		⅓	15	⅛	15			4	125	50				18			⅛	30			25			20
		½	30			2	1400	13	600	150		400		50	⅙		1	150			25	1		20
										8													40	95
		¼	15					1	4	12				3			4	5000						15
								4	50	70		50		30										30
		¼	20	⅓	10																		15	25

B.

[7—306.]

Page No. 14
Supervisor's Dist: No. 7
Enumeration Dist: No. 136

NOTE A.—The light dotted perpendicular lines, which divide the spaces intended for numbers on this Schedule, are intended to separate the units, tens, &c., from each other, and the Enumerator should be careful that the figures are written within the small spaces so formed, thus: | | 7 | 4 |, the units | 4 | 2 | 1 | in the right-hand small spaces. | | 3 | 9 |

NOTE B.—Make an affirmative entry by a slanting line (thus /) in one of the three columns 2, 3, and 4, according as the fact is in the case of each farm—in column 2, if the occupier is the owner of the farm; in column 3, if he is the tenant at a fixed money rental; in column 4, if he conducts it for a share of the product.

NOTE C.—Enumerators will observe that there are 100 questions relating to each farm, which are arranged in four successive divisions of each schedule page.

SCHEDULE 2.—Productions of Agriculture in Richmond Township in the County of Ray, State of Missouri

enumerated by me on the 12th day of June, 1880. Joseph E Reeves Jr, Enumerator.

OF THE PERSON WHO CONDUCTS THIS FARM.				ACRES OF LAND.				FARM VALUES.			FENCES.		LABOR.			GRASS LANDS.						
	TENURE.			IMPROVED.		UNIMPROVED.										ACREAGE 1879.		PRODUCTS HARVESTED IN 1879.				
THE NAME.	Owner.	Rents for fixed money rental.	Rents for shares of products.	Tilled, including fallow and grass in rotation, (whether pasture or meadow.)	Permanent meadows, permanent pastures, orchards, vineyards.	Woodland and forest.	Other unimproved, including "old fields" not growing wood.	Of farm, including land, fences, and buildings.	Of farming implements and machinery.	Of Live Stock.	Cost of building and repairing in 1879.	Cost of fertilizers purchased in 1879.	Amount paid for wages for farm labor during 1879, including value of board.	Weeks hired labor in 1879 upon farm (and dairy) excluding housework.	Estimated value of all farm productions (sold, consumed, or on hand) for 1879.	Mown.	Not Mown.	Hay.	Clover Seed.	Grass Seed.	Horses of all ages on hand June 1, 1880.	Mules and Asses, all ages, on hand June 1, 1880.
				No.	No.	No.	No.	Dollars.	Dollars.	Dollars.	Dollars.	Dollars.	Dollars.	No.	Dollars.	Acres.	Acres.	Tons.	Bushels.	Bushels.	No.	No.
1	2	3	4	5	6	7	8	9	10	11	12	13	14	15	16	17	18	19	20	21	22	23
1 Faust James			/	45				540		125					100							
June 14 2 Priest Luke D	/			238	140	3		2410	150	700			40	8	500	6		4			9	4
3 Peck James	/			70	20		20	700	50	325											3	
4 Finley Marland	/			100	30		37	2000	60	200					550	5	3				2	
5 White George M	/			65	25	51		1740	60	630			60	12	500	14		14			6	1
6 Baber William	/			40	10			1000	25	200					300						2	1
7 Pilcher Thomas		/		148	88			1200	50	200					500						3	
8 Stotwell John M	/			50		30		1000							160							
9 Chambers B M.	/					80		500														
10 Crow Mary A	/			40				350							150							

NEAT CATTLE AND THEIR PRODUCTS.

ON HAND JUNE 1, 1880.			MOVEMENT, 1879.					Milk sold, or sent to butter and cheese factories in 1879.	Butter made on the farm in 1879.	Cheese made on the farm in 1879.
			Calves dropped.	Cattle of all ages						
Working oxen.	Milch cows.	Other.		Purchased.	Sold living.	Slaughtered.	Died, strayed, and stolen, and not recovered.			
No.	No.	No.	No.	No.	No.	No.	No.	Gallons.	Lbs.	Lbs.
24	25	26	27	28	29	30	31	32	33	34
1	2	1	1	1					100	
2	15	25	11						500	
3	4	7	2		2		1		200	
4	2	2	2		1				75	
5	1	16	2	4	3		1		150	
6	2	2	2		3				100	
7	5	3	4	4	7				300	
8										
9										
10										

SHEEP.

On hand June 1, 1880.	MOVEMENT, 1879.							CLIP, SPRING 1880, SHORN AND TO BE SHORN.		SWINE.	POULTRY ON HAND JUNE 1ST, 1880, EXCLUSIVE OF SPRING HATCHING.		EGGS PRODUCED IN 1879.
	Lambs dropped.	Sheep and lambs						Fleeces.	Weight.	On hand June 1, 1880.	Barn-yard.	Other.	
		Purchased.	Sold living.	Slaughtered.	Killed by dogs.	Died of disease.	Died of stress of weather.						
No.	No.	No.	No.	No.	No.	No.	No.	No.	Lbs.	No.	No.	No.	Doz.
35	36	37	38	39	40	41	42	43	44	45	46	47	48
										18	25		50
6		4						4	32	13	75		300
											20		50
										7	25		75
										19	40		200
										7	50		300
										22	30		50

CEREALS.

BARLEY, 1879.		BUCKWHEAT, 1879.		INDIAN CORN, 1879.		OATS, 1879.		RYE, 1879.		WHEAT, 1879.		PULSE.	
Area.	Crop.	Area.	Crop.	Area.	Crop.	Area.	Crop.	Area.	Crop.	Area.	Crop.	Canada Peas, (Dry.) in 1879.	Beans, (Dry.) in 1879.
Acres.	Bush.	Acres.	Bush.	Acres.	Bush.	Acres.	Bush.	Acres.	Bush.	Acres.	Bush.	Bush.	Bush.
49	50	51	52	53	54	55	56	57	58	59	60	61	62
				18	375					12	60		
				30	1000	4	50			27	275		
				30	1050	16	320			15	265		
				16	650			3	25	6	25		
				10	400					10	120		
										35	240		
				20	800								
				40	750								

FIBER.

FLAX—1879.				HEMP.		SUGAR.						BROOM CORN. 1879.	
Area in Crop.	Seed.	Straw.	Fiber.			SORGHUM—1879.			MAPLE—1879.				
						Area in Crop.	Sugar.	Molasses.	Sugar.	Molasses.			
Acres.	Bush.	Tons.	Lbs.	Acs.	Tns.	Acres.	Lbs.	Galls.	Lbs.	Galls.		Acs.	Lbs.
63	64	65	66	67	68	69	70	71	72	73		74	75
						½		30					

ORCHARDS—1879.

HOPS. 1879.		POTATOES, (Irish.) 1879.		POTATOES, (Sweet.) 1879.		TOBACCO. 1879.		APPLE.			PEACH.			Total value of orchard products of all kinds sold or consumed.	NURSERIES.		VINEYARDS.			MARKET GARDENS.	BEES—1879.		FOREST PRODUCTS.	
Area.	Crop.	Area.	Crop.	Area.	Crop.	Area.	Crop.	Acres.	Bearing trees.	Bushels. 1879.	Acres.	Bearing trees.	Bushels. 1879.		Acres.	Value of produce sold in 1879.	Acres.	Grapes sold in 1879.	Wine made in 1879.	Value of produce sold in 1879.	Honey.	Wax.	Amount of wood cut in 1879.	Value of all forest products sold or consumed in 1879.
Acres.	Lbs.	Acres.	Bush.	Acres.	Bush.	Acres.	Lbs.	No.	No.	No.	No.	No.	No.	Dollars.	No.	Dollars.	No.	Lbs.	Galls.	Dollars.	Lbs.	Lbs.	Cords.	Dollars.
76	77	78	79	80	81	82	83	84	85	86	87	88	89	90	91	92	93	94	95	96	97	98	99	100
								6	20															10
		1/16	12					2	80	500	1/4	30		150							50			20
								3	25															
																								20
		1/8	15			2	1200	3	20	5	1/4	30		3										20
		1/4	40					1/4	20															13
								2	200															10
																								100
																								50

Received July 20 1880.

[7–306.]

C.

Page No. 15
Supervisor's Dist: No. 7
Enumeration Dist: No. 136

NOTE A.—The light dotted perpendicular lines, which divide the spaces intended for numbers on this Schedule, are intended to separate the units, tens, &c., from each other, and the Enumerator should be careful that the figures are written within the small spaces so formed, thus: 741, the units in the right-hand small spaces. 421 39

NOTE B.—Make an affirmative entry by a slanting line (thus /) in one of the three columns 2, 3, and 4, according as the fact is in the case of each farm—in column 2, if the occupier is the owner of the farm; in column 3, if he is the tenant at a fixed money rental; in column 4, if he conducts it for a share of the product.

NOTE C.—Enumerators will observe that there are 100 questions relating to each farm, which are arranged in four successive divisions of each schedule page.

SCHEDULE 2.—Productions of Agriculture in Richmond Township in the County of Ray, State of Illinois

enumerated by me on the 14th day of June, 1880. Joseph A Blaes Jr
Enumerator.

OF THE PERSON WHO CONDUCTS THIS FARM.				ACRES OF LAND.				FARM VALUES.			FENCES.		LABOR.			GRASS LANDS.						
	TENURE.			IMPROVED.		UNIMPROVED.										ACREAGE 1879.		PRODUCTS HARVESTED IN 1879.				
THE NAME.	Owner.	Rents for fixed money rental.	Rents for shares of products.	Tilled, including fallow and grass in rotation, (whether pasture or meadow.)	Permanent meadows, permanent pastures, orchards, vineyards.	Woodland and forest.	Other unimproved, including "old fields" not growing wood.	Of farm, including land, fences, and buildings.	Of farming implements and machinery.	Of Live Stock.	Cost of building and repairing in 1879.	Cost of fertilizers purchased in 1879.	Amount paid for wages for farm labor during 1879, including value of board.	Weeks hired labor in 1879 upon farm (and dairy) excluding house-work.	Estimated value of all farm productions (sold, consumed, or on hand) for 1879.	Mown.	Not Mown.	Hay.	Clover Seed.	Grass Seed.	Horses of all ages on hand June 1, 1880.	Mules and Asses, all ages, on hand June 1, 1880.
	No.	No.	No.	No.	No.	No.	No.	Dollars.	Dollars.	Dollars.	Dollars.	Dollars.	Dollars.	No.	Dollars.	Acres.	Acres.	Tons.	Bushels.	Bushels.	No.	No.
1	2	3	4	5	6	7	8	9	10	11	12	13	14	15	16	17	18	19	20	21	22	23
1 Jackson Caleb	/			260	200			5200	75	1400	30		160	32	900	16		12			8	4
2 Pardue Sarah		/		53		100		1200	25	405	40				300						3	3
3 Swansey Catherine	/			48	4	37		850	50	150	10		30	6	350	4		1			1	2
4 Asplet Mary Ann	/			35		35		700	50	1000	15				300						5	
5 Bollinger Jacob	/			20		15		350	50	250	10				280						2	3
June 15 6 Profitt James	/			34	14	3		300	28	280					150						5	1
7 Magill William	/			40	20			700	75	355			10	2	300		5				3	
8 Walzer Robert			/	22				440	25	160					250						1	1
9 Lee Jessie			/	80	8	40		1800	50	60	25		10	2	500	8		3				
10 Roads John	/			80	50			800	150	585	10		100	20	500	2		2			9	

NEAT CATTLE AND THEIR PRODUCTS.											SHEEP.										SWINE.	POULTRY ON HAND JUNE 1ST, 1880, EXCLUSIVE OF SPRING HATCHING.		EGGS PRODUCED IN 1879.
ON HAND JUNE 1, 1880.			MOVEMENT, 1879.								ON HAND JUNE 1, 1880.	MOVEMENT, 1879.							CLIP, SPRING 1880, SHORN AND TO BE SHORN.		ON HAND JUNE 1, 1880.			
			Calves dropped.	Cattle of all ages				Milk sold, or sent to butter and cheese factories in 1879.	Butter made on the farm in 1879.	Cheese made on the farm in 1879.		Lambs dropped.	Sheep and lambs						Fleeces.	Weight.				
Working oxen.	Milch cows.	Other.		Purchased.	Sold living.	Slaughtered.	Died, strayed, and stolen, and not recovered.						Purchased.	Sold living.	Slaughtered.	Killed by dogs.	Died of disease.	Died of stress of weather.				Barnyard.	Other.	
No.	No.	No.	No.	No.	No.	No.	No.	Gallons.	Lbs.	Lbs.	No.	No.	No.	No.	No.	No.	No.	No.	No.	Lbs.	No.	No.	No.	Doz.
24	25	26	27	28	29	30	31	32	33	34	35	36	37	38	39	40	41	42	43	44	45	46	47	48
1	5	37	5		23				250												44	60		300
2	3	3	2		2				200			3		25		9					8	35		50
3	2	3	2		4	2			150												7	15		50
4	2	42	2		4				100												25	20		300
5	4	4	1		1																40	50		125
6	2	4	2		1				100												27	30		50
7	3	3	1			1			200												14	35		75
8	1	1							50												12	41		100
9	1	1							50												11	25		50
10	4	9	3		3				200												30	30		100

CEREALS.												PULSE.		TIBER.						SUGAR.					BROOM CORN. 1879.	
BARLEY. 1879.		BUCKWHEAT. 1879.		INDIAN CORN. 1879.		OATS. 1879.		RYE. 1879.		WHEAT. 1879.				FLAX—1879.				HEMP.		SORGHUM—1879.		MAPLE—1879.				
Area.	Crop.	Area.	Crop.	Area.	Crop.	Area.	Crop.	Area.	Crop.	Area.	Crop.	Canada Peas. (Dry.) In 1879.	Beans. (Dry.) In 1879.	Area in Crop.	Seed.	Straw.	Fiber.			Area in Crop.	Sugar.	Molasses.	Sugar.	Molasses.		
Acres.	Bush.	Acres.	Bush.	Acres.	Bush.	Acres.	Bush.	Acres.	Bush.	Acres.	Bush.	Bush.	Bush.	Acres.	Bush.	Tons.	Lbs.	Acs.	Tns.	Acres.	Lbs.	Galls.	Lbs.	Galls.	Acs.	Lbs.
49	50	51	52	53	54	55	56	57	58	59	60	61	62	63	64	65	66	67	68	69	70	71	72	73	74	75
1				40	2000	18	700			4	80															
2				18	750	6	60			9	75									½		40				
3				16	1000					13	80												25	2		
4				35	1500																					
5				17	1000					3	30									½		60				
6				14	500															½		40				
7				15	750	3	30	1	13	3	50															
8				14	700					8	80															
9				40	1500	18	149			16	158		3							½		40	40		⅛	50
10				13	500	5	150	7	70	6	50															

HOPS. 1879.		POTATOES, (Irish.) 1879.		POTATOES, (Sweet.) 1879.		TOBACCO. 1879.		ORCHARDS—1879.						NURSERIES.		VINEYARDS.			MARKET GARDENS.	BEES—1879.		FOREST PRODUCTS.	
								APPLE.			PEACH.												
Area.	Crop.	Area.	Crop.	Area.	Crop.	Area.	Crop.	Acres.	Bearing trees.	Bushels. 1879.	Acres.	Bearing trees.	Bushels. 1879.	Total value of orchard products of all kinds sold or consumed.	Acres.	Value of produce sold in 1879.	Acres.	Grapes sold in 1879.	Wine made in 1879.	Value of produce sold in 1879.	Honey.	Wax.	Amount of wood cut in 1879.	Value of all forest products sold or consumed in 1879.
Acres.	Lbs.	Acres.	Bush.	Acres.	Bush.	Acres.	Lbs.	No.	No.	No.	No.	No.	No.	Dollars.	No.	Dollars.	No.	Lbs.	Galls.	Dollars.	Lbs.	Lbs.	Cords.	Dollars.
76	77	78	79	80	81	82	83	84	85	86	87	88	89	90	91	92	93	94	95	96	97	98	99	100
1		¼	30					4	100	10	½	30		13							20			50
2		¼	12																		32			200
3								4	12		¼	15												12
4																								20
5																								20
6		¼	28	⅛	8																			50
7		¼	15																				5	20
8																								15
9		¼	15			¼	300														20			20
10																					20			10

D.

[7–306.]

Page No. 16
Supervisor's Dist: No. 7
Enumeration Dist: No. 136

NOTE A.—The light dotted perpendicular lines, which divide the spaces intended for numbers on this Schedule, are intended to separate the units, tens, &c., from each other, and the Enumerator should be careful that the figures are written within the small spaces so formed, thus: 7 4, the units in the right-hand small spaces. 4 2 1 3 9

NOTE B.—Make an affirmative entry by a slanting line (thus /) in one of the three columns 2, 3, and 4, according as the fact is in the case of each farm—in column 2, if the occupier is the owner of the farm; in column 3, if he is the tenant at a fixed money rental; in column 4, if he conducts it for a share of the product.

NOTE C.—Enumerators will observe that there are 100 questions relating to each farm, which are arranged in four successive divisions of each schedule page.

SCHEDULE 2.—Productions of Agriculture in Richmond Township in the County of Ray, State of Missouri

enumerated by me on the 15th day of June, 1880.

Joseph C Black Jr
Enumerator.

OF THE PERSON WHO CONDUCTS THIS FARM.				ACRES OF LAND.				FARM VALUES.			FENCES.		LABOR.			GRASS LANDS.						
	TENURE.			IMPROVED.		UNIMPROVED.										ACREAGE 1879.		PRODUCTS HARVESTED IN 1879.				
THE NAME.	Owner.	Rents for fixed money rental.	Rents for shares of products.	Tilled, including fallow and grass in rotation, (whether pasture or meadow.)	Permanent meadows, permanent pastures, orchards, vineyards.	Woodland and forest.	Other unimproved, including "old fields" not growing wood.	Of farm, including land, fences, and buildings.	Of farming implements and machinery.	Of Live Stock.	Cost of building and repairing in 1879.	Cost of fertilizers purchased in 1879.	Amount paid for wages for farm labor during 1879, including value of board.	Weeks hired labor in 1879 upon farm (and dairy) excluding house-work	Estimated value of all farm productions (sold, consumed, or on hand) for 1879.	Mown.	Not Mown.	Hay.	Clover Seed.	Grass Seed.	Horses of all ages on hand June 1, 1880.	Mules and Asses, all ages, on hand June 1, 1880.
				No.	No.	No.	No.	Dollars.	Dollars.	Dollars.	Dollars.	Dollars.	Dollars.	No.	Dollars.	Acres.	Acres.	Tons.	Bushels.	Bushels.	No.	No.
1	2	3	4	5	6	7	8	9	10	11	12	13	14	15	16	17	18	19	20	21	22	23
1 Carter Luther			/	52				520	25	145					300						1	
2 Ruth Annie	/			80	45	70		2500	25	55	10				150	25		12				
3 Brown Arnold	/			60	8	15		2000	75	250	50		30	6	300	3		5				2
4 Cates Quintus	/			148	48	2		1500	125	500	25		30	6	1000	10		8			5	2
5 Ford Charles				16				200	10	50					150						1	
6 Phillips Richard		/		120	50			2000	300						500		10					
7 McDonald Thomas		/		56	6	124		1800	100	280					500						6	
8 Morgan Frank		/		36	6	144		1800	75	110	15				250						2	
9 Settle Samuel	/			156	40	20		1760	150	700	10		50	10	500	30		34			9	
June 16th 10 Steva William a	/			160	80		20	1600	100	450			20	4	360						2	

NEAT CATTLE AND THEIR PRODUCTS.											SHEEP.									SWINE.	POULTRY ON HAND JUNE 1ST, 1880, EXCLUSIVE OF SPRING HATCHING.		EGGS PRODUCED IN 1879.
ON HAND JUNE 1, 1880.			MOVEMENT, 1879.								ON HAND JUNE 1, 1880.	MOVEMENT, 1879.							CLIP, SPRING 1880, SHORN AND TO BE SHORN.		ON HAND JUNE 1, 1880.			
			Cattle of all ages					Milk sold, or sent to but for and choose factories in 1879.	Butter manufactured on the farm in 1879.	Cheese made on the farm in 1879.		Lambs dropped.	Sheep and lambs						Fleeces.	Weight.		Barn-yard.	Other.	
Working oxen.	Milch cows.	Other.	Calves dropped.	Purchased.	Sold living.	Slaughtered.	Died, strayed, and stolen, and not recovered.						Purchased.	Sold living.	Slaughtered.	Killed by dogs.	Died of disease.	Died of stress of weather.						
No.	No.	No.	No.	No.	No.	No.	No.	Gallons.	Lbs.	Lbs.	No.	No.	No.	No.	No.	No.	No.	No.	No.	Lbs.	No.	No.	No.	Doz.
24	25	26	27	28	29	30	31	32	33	34	35	36	37	38	39	40	41	42	43	44	45	46	47	48
1	2	4	2	1			1		75												16		20	50
2	1	1							50														50	100
3		1																						
4	5	10	4						300												50		100	330
5	1		2		2		1		100												2	30		75
6			2						200															
7	2				2				75												12	25		50
8	1		1		1				30												1	45		100
9	9	25	6						365		30	13			5	2	2	1		16	33	53		600
10	2	10	2		3				150											36	7	15		25

CEREALS.												PULSE.		FIBER.						SUGAR.						BROOM CORN. 1879.	
BARLEY. 1879.		BUCKWHEAT. 1879.		INDIAN CORN. 1879.		OATS. 1879.		RYE. 1879.		WHEAT. 1879.				FLAX—1879.				HEMP		SORGHUM—1879.			MAPLE—1879.				
Area.	Crop.	Area.	Crop.	Area.	Crop.	Area.	Crop.	Area.	Crop.	Area.	Crop.	Canada Peas, (Dry.) in 1879.	Beans, (Dry.) in 1879.	Area in Crop.	Seed.	Straw.	Fiber.			Area in Crop.	Sugar.	Molasses.	Sugar.	Molasses.			
Acres.	Bush.	Acres.	Bush.	Acres.	Bush.	Acres.	Bush.	Acres.	Bush.	Acres.	Bush.	Bush.	Bush.	Acres.	Bush.	Tons.	Lbs.	Acs.	Tns.	Acres.	Lbs.	Galls.	Lbs.	Galls.	Acs.	Lbs.
49	50	51	52	53	54	55	56	57	58	59	60	61	62	63	64	65	66	67	68	69	70	71	72	73	74	75
				15	500					12	180															
				15	450																					
				20	750	6	80			15	130															
				20	1000	20	400	10	170	50	500															
				16	750																					
				25	1000	15	200			26	250									1		40				
				40	1600															½		70				
				25	800															½		75				
				30	800	4	50			12	120															
				25	625	8	170			9	150															

HOPS. 1879.		POTATOES, (Irish.) 1879.		POTATOES, (Sweet.) 1879.		TOBACCO. 1879.		ORCHARDS—1879.						NURSERIES.		VINEYARDS.			MARKET GARDENS.	BEES—1879.		FOREST PRODUCTS.	
								APPLE.			PEACH.												
Area.	Crop.	Area.	Crop.	Area.	Crop.	Area.	Crop.	Acres.	Bearing trees.	Bushels. 1879.	Acres.	Bearing trees.	Bushels. 1879.	Total value of orchard products of all kinds sold or consumed.	Acres.	Value of produce sold in 1879.	Acres.	Grapes sold in 1879.	Wine made in 1879.	Value of produce sold in 1879.	Honey.	Wax.	Amount of wood cut in 1879.	Value of all forest products sold or consumed in 1879.
Acres.	Lbs.	Acres.	Bush.	Acres.	Bush.	Acres.	Lbs.	No.	No.	No.	No.	No.	No.	Dollars.	No.	Dollars.	No.	Lbs.	Galls.	Dollars.	Lbs.	Lbs.	Cords.	Dollars.
76	77	78	79	80	81	82	83	84	85	86	87	88	89	90	91	92	93	94	95	96	97	98	99	100
		½	35																					15
																								30
																								10
		1	100																					50
																								10
		⅛	10					2	6	20				10										20
								1	10	15				5										20
		¼	10																				12	40
																								20
																								10

Received July 30, 1880. A.

Page No. 17
Supervisor's Dist: No. 7
Enumeration Dist: No. 136

NOTE A.—The light dotted perpendicular lines, which divide the spaces intended for numbers on this Schedule, are intended to separate the units, tens, &c., from each other, and the Enumerator should be careful that the figures are written within the small spaces so formed, thus: | | 7 | 4 |, the units | 4 | 2 | 1 | in the right-hand small spaces. | | 3 | 9 |

NOTE B.—Make an affirmative entry by a slanting line (thus /) in one of the three columns 2, 3, and 4, according as the fact is in the case of each farm—in column 2, if the occupier is the owner of the farm; in column 3, if he is the tenant at a fixed money rental; in column 4, if he conducts it for a share of the product.

NOTE C.—Enumerators will observe that there are 100 questions relating to each farm, which are arranged in four successive divisions of each schedule page.

SCHEDULE 2.—Productions of Agriculture in Richmond Township in the County of Ray, State of Missouri

enumerated by me on the 16th day of June, 1880.

Joseph E. Black Jr.
Enumerator.

OF THE PERSON WHO CONDUCTS THIS FARM.				ACRES OF LAND.				FARM VALUES.			FENCES.		LABOR.			GRASS LANDS.						
	TENURE.			IMPROVED.		UNIMPROVED.										ACREAGE 1879.		PRODUCTS HARVESTED IN 1879.				
THE NAME.	Owner.	Rents for fixed money rental	Rents for share of products.	Tilled, including fallow and grass in rotation, (whether pasture or meadow.)	Permanent meadows, permanent pastures, orchards, vineyards.	Woodland and forest.	Other unimproved, including "old fields" not growing wood.*	Of farm, including land, fences, and buildings.	Of farming implements and machinery.	Of Live Stock.	Cost of building and repairing in 1879.	Cost of fertilizers purchased in 1879.	Amount paid for wages for farm labor during 1879, including value of board.	Weeks hired labor in 1879 upon farm (and dairy) excluding house-work.	Estimated value of all farm productions (sold, consumed, or on hand) for 1879.	Mown.	Not Mown.	Hay	Clover Seed.	Grass Seed.	Horses of all ages on hand June 1, 1880.	Mules and Asses, all ages, on hand June 1, 1880.
	No.	No.	No.	No.	No.	No.	No.	Dollars.	Dollars.	Dollars.	Dollars.	Dollars.	Dollars.	No.	Dollars.	Acres.	Acres.	Tons.	Bushels.	Bushels.	No.	No.
1	2	3	4	5	6	7	8	9	10	11	12	13	14	15	16	17	18	19	20	21	22	23
1 Ball Joseph Co	/			4		3		250	6	50					387							
2 Phillips Ashley M			/	16		4		380	25	140					200						2	
3 Webb R. M	/			80	50	5		1000	100	875	10		200	40	600	2		2			5	
4 Spurrier Caroline	/			80	45	10		1000		228	10				300						2	
5 Spurrier Girard	/			45		92		1370		25					200						1	
6 Carter Leonidas	/			190	95	7		2300	100	1070	30		150	30	900		20				5	2
7 Baker Thomas	/			98	50	3		2000	100	690	10		40	8	500	10		10			2	
8 Brown Tobitha	/			145	78	12		2950	175	440			80	16	500		2				3	
9 Brown Joseph		/		8		1		150	50	125					150						2	
10 Holland Edwin	/			47	10	8		1050	100	135					200						1	1

NEAT CATTLE AND THEIR PRODUCTS.											SHEEP.									SWINE.	POULTRY ON HAND JUNE 1st, 1880, EXCLUSIVE OF SPRING HATCHING.		
ON HAND JUNE 1, 1880.			MOVEMENT, 1879.								ON HAND JUNE 1, 1880.	MOVEMENT, 1879.							CLIP, SPRING 1880, SHORN AND TO BE SHORN.					
				Cattle of all ages.									Sheep and lambs.										
Working oxen.	Milch cows.	Other.	Calves dropped.	Purchased.	Sold living.	Slaughtered.	Died, strayed, and stolen, and not recovered.	Milk sold, or sent to butter and cheese factories in 1879.	Butter made on the farm in 1879.	Cheese made on the farm in 1879.		Lambs dropped.	Purchased.	Sold living.	Slaughtered.	Killed by dogs.	Died of disease.	Died of stress of weather.	Fleeces.	Weight.	On hand June 1, 1880.	Barn-yard.	Other.	Eggs produced in 1879.
No.	No.	No.	No.	No.	No.	No.	No.	Gallons.	Lbs.	Lbs.	No.	No.	No.	No.	No.	No.	No.	No.	No.	Lbs.	No.	No.	No.	Doz.
24	25	26	27	28	29	30	31	32	33	34	35	36	37	38	39	40	41	42	43	44	45	46	47	48
	1	1							60												8	18		30
	2	1	1		1				100		1										19	50		200
	9	19	3	4	3				100												31	80		300
	3	4			1		1		150		32	7			2				14	70				
			1		2				50															
	5	26	4	1	4				200												60	15		200
	7	12	4						250												20	75		175
	3	4	2		2				175												25	40		200
	2								100												3	24		50
	1	1	1						50												11	52		150

CEREALS.												PULSE.		FIBER.						SUGAR.						BROOM CORN. 1879.	
BARLEY. 1879.		BUCKWHEAT. 1879.		INDIAN CORN. 1879.		OATS. 1879.		RYE. 1879.		WHEAT 1879.				FLAX—1879.				HEMP.		SORGHUM—1879.			MAPLE—1879.				
Area.	Crop.	Area.	Crop.	Area.	Crop.	Area.	Crop.	Area.	Crop.	Area.	Crop.	Canada Peas. (Dry.) in 1879.	Beans. (Dry.) in 1879.	Area in Crop.	Seed.	Straw.	Fiber.			Area in Crop.	Sugar.	Molasses.	Sugar.	Molasses.			
Acres.	Bush.	Acres.	Bush.	Acres.	Bush.	Acres.	Bush.	Acres.	Bush.	Acres.	Bush.	Bush.	Bush.	Acres.	Bush.	Tons.	Lbs.	Acs.	Tns.	Acres.	Lbs.	Galls.	Lbs.	Galls.	Acs.	Lbs.
49	50	51	52	53	54	55	56	57	58	59	60	61	62	63	64	65	66	67	68	69	70	71	72	73	74	75
				1	50								6													
				16	160							2								3/4		52				
				15	700					10	80															
				14	700	3	60	10	120	3	21															
				12	700	4	120			16	189															
				70	3500															2		120				
				18	875					12	100															
				30	1050					30	250									1/8		15			1/32	70
				8	500																					
				10	300	8	200																		1/4	125

HOPS. 1879.		POTATOES. (Irish.) 1879.		POTATOES. (Sweet.) 1879.		TOBACCO. 1879.		ORCHARDS—1879.						NURSERIES.		VINEYARDS.			MARKET GARDENS.	BEES—1879.		FOREST PRODUCTS.	
								APPLE.			PEACH.												
Area.	Crop.	Area.	Crop.	Area.	Crop.	Area.	Crop.	Acres.	Bearing trees.	Bushels. 1879.	Acres.	Bearing trees.	Bushels. 1879.	Total value of orchard products of all kinds sold or consumed.	Acres.	Value of produce sold in 1879.	Acres.	Grapes sold in 1879.	Wine made in 1879.	Value of produce sold in 1879.	Honey.	Wax.	Amount of wood cut in 1879.	Value of all forest products sold or consumed in 1879.
Acres.	Lbs.	Acres.	Bush.	Acres.	Bush.	Acres.	Lbs.	No.	No.	No.	No.	No.	No.	Dollars.	No.	Dollars.	No.	Lbs.	Galls.	Dollars.	Lbs.	Lbs.	Cords.	Dollars.
76	77	78	79	80	81	82	83	84	85	86	87	88	89	90	91	92	93	94	95	96	97	98	99	100
		1	200	1/4	50	1/16	60													250				20
		1/8	20			1/8	100																	15
		1/16	25																				1	20
								2	30	5				3							100			20
																								30
		1/4	40																					50
		1/2	20																					25
		1/4	20					2	20	2				1										25
																								15
		1	120	1/4	15																			25

B.

[7—306.]

Page No. 18
Supervisor's Dist: No. 7
Enumeration Dist: No. 136

NOTE A.—The light dotted perpendicular lines, which divide the spaces intended for numbers on this Schedule, are intended to separate the units, tens, &c., from each other, and the Enumerator should be careful that the figures are written within the small spaces so formed, thus: | 7 | 4 |, the units in the right-hand small spaces. | 4 | 2 | 1 | | 3 | 9 |

NOTE B.—Make an affirmative entry by a slanting line (thus /) in one of the three columns 2, 3, and 4, according as the fact is in the case of each farm—in column 2, if the occupier is the owner of the farm; in column 3, if he is the tenant at a fixed money rental; in column 4, if he conducts it for a share of the product.

NOTE C.—Enumerators will observe that there are 100 questions relating to each farm, which are arranged in four successive divisions of each schedule page.

SCHEDULE 2.—Productions of Agriculture in Richmond Township in the County of Ray, State of Missouri

enumerated by me on the 16th day of June, 1880. Joseph E. Bleach Jr, *Enumerator.*

OF THE PERSON WHO CONDUCTS THIS FARM.				ACRES OF LAND.				FARM VALUES.			FENCES.		LABOR.			GRASS LANDS						
	TENURE.			IMPROVED.		UNIMPROVED.										ACREAGE 1879.		PRODUCTS HARVESTED IN 1879.				
THE NAME.	Owner.	Rents for fixed money rental.	Rents for shares of products.	Tilled, including fallow and grass in rotation, (whether pasture or meadow.)	Permanent meadows, permanent pastures, orchards, vineyards.	Woodland and forest.	Other unimproved, including "old fields" not growing wood.	Of farm, including land, fences, and buildings.	Of farming implements and machinery.	Of Live Stock.	Cost of building and repairing in 1879.	Cost of fertilizers purchased in 1879.	Amount paid for wages for farm labor during 1879, including value of board.	Weeks hired labor in 1879 upon farm (and dairy) excluding house-work.	Estimated value of all farm productions (sold, consumed, or on hand) for 1879.	Mown.	Not Mown.	Hay.	Clover Seed.	Grass Seed.	Horses of all ages on hand June 1, 1880.	Mules and Asses, all ages, on hand June 1, 1880.
	No.	No.	No.	No.	No.	No.	No.	Dollars.	Dollars.	Dollars.	Dollars.	Dollars.	Dollars.	No.	Dollars.	Acres.	Acres.	Tons.	Bushels.	Bushels.	No.	No.
1	2	3	4	5	6	7	8	9	10	11	12	13	14	15	16	17	18	19	20	21	22	23
1 Hall James O			/	80	36	3		1600		30					300							
2 Bales Walter	/			124	69	10		1600	150	730			125	25	575	10		10			1	6
3 Campbell James	/			205	125	15	160	4900	100	785	10		40	8	500	9	2	7	2	2	7	3
4 Gobd Alfred	/			110	70	5		600	100	350					500						5	
5 Lake James			/	60	20	40		1500	75	350					500	3		2			5	
6 Stevinson Ace	/			70	35	2		700	75	270			10	2	300						3	
June 17th Stevinson John	/			168	106	14		3500	150	1190	20		40	8	500	15		10			5	3
8 Seek James	/			132	15	108		2000	150	425					600						4	1
9 Bates Alonzo	/			184		10		1840	175	1250					525						3	2
10 Eendsley W D	/			135	60	1		1350	200	1012	15		50	10	700	8		5			9	6

NEAT CATTLE AND THEIR PRODUCTS.												SHEEP.									SWINE.			POULTRY ON HAND JUNE 1ST, 1880, EXCLUSIVE OF SPRING HATCHING.		
ON HAND JUNE 1, 1880.			MOVEMENT, 1879.									ON HAND JUNE 1, 1880.		MOVEMENT, 1879.						CLIP, SPRING 1880, SHORN AND TO BE SHORN.						
			Cattle of all ages											Sheep and lambs												
Working oxen.	Milch cows.	Other.	Calves dropped.	Purchased.	Sold living.	Slaughtered.	Died, strayed, and stolen, and not recovered.	Milk sold, or sent to butter and cheese factories in 1879.	Butter made on the farm in 1879.	Cheese made on the farm in 1879.		On hand June 1, 1880.	Lambs dropped.	Purchased.	Sold living.	Slaughtered.	Killed by dogs.	Died of disease.	Died of stress of weather.	Fleeces.	Weight.	On hand June 1, 1880.	Barn-yard.	Others.	Eggs produced in 1879.	
No.	No.	No.	No.	No.	No.	No.	No.	Gallons.	Lbs.	Lbs.		No.	No.	No.	No.	No.	No.	No.	No.	No.	Lbs.	No.	No.	No.	Doz.	
24	25	26	27	28	29	30	31	32	33	34		35	36	37	38	39	40	41	42	43	44	45	46	47	48	
1	1		1		1				50		1												25		75	1
2	3	11	1	21	2				125		2											30	50		100	2
3	4	8	2						250		3											35	30		80	3
4	2	2	1						150		4											23	50		100	4
5	2	5	2				1		150		5											5	45		90	5
6	2	4	1						100		6											14	30		80	6
7	9	12	6		8				500		7	24	7		3					12	90	65	60		175	7
8	3	4							150		8	18								9	72	25	25		75	8
9	2	20	1	33	30		3		100		9			177	173		3	1				23	20		60	9
10	6	13	2						500		10											38	80		400	10

CEREALS.										PULSE.		FIBER.						SUGAR.					BROOM CORN.	
BARLEY. 1879.		BUCKWHEAT. 1879.		INDIAN CORN. 1879.		OATS. 1879.		RYE. 1879.		WHEAT. 1879.			FLAX—1879.			HEMP.		SORGHUM—1879.			MAPLE—1879.			
Area.	Crop.	Area.	Crop.	Area.	Crop.	Area.	Crop.	Area.	Crop.	Area.	Crop.	Canada Peas. (Dry.) in 1879.	Beans. (Dry.) in 1879.	Area in Crop.	Seed.	Straw.	Fiber.	Area in Crop.	Sugar.	Molasses.	Sugar.	Molasses.	Area.	Crop.
Acres.	Bush.	Acres.	Bush.	Acres.	Bush.	Acres.	Bush.	Acres.	Bush.	Acres.	Bush.	Bush.	Bush.	Acres.	Bush.	Tons.	Lbs.	Acres.	Lbs.	Galls.	Lbs.	Galls.	Acs.	Lbs.
49	50	51	52	53	54	55	56	57	58	59	60	61	62	63	64	65	66	67	68	69	70	71	72	73	74	75
1				12	600					22	110															1
2				30	1200					25	220															2
3				30	1050	8	360			15	173									1/4		20				3
4				20	600	8	150													1/4		20				4
5				20	600	26	375			10	73									1/4		16				5
6				15	375	4	50			10	78									1/8		12				6
7				20	800	6	120			20	250									1/4		12				7
8				100	2500															3/4		80				8
9				40	1750	7	140																			9
10				18	720	14	280			30	295	1	1							1		80				10

HOPS. 1879.		POTATOES, (Irish.) 1879.		POTATOES, (Sweet.) 1879.		TOBACCO. 1879.		ORCHARDS—1879.						NURSERIES.		VINEYARDS.			MARKET GARDENS.	BEES—1879.		FOREST PRODUCTS.	
								APPLE.			PEACH.												
Area.	Crop.	Area.	Crop.	Area.	Crop.	Area.	Crop.	Acres.	Bearing trees.	Bushels. 1879.	Acres.	Bearing trees.	Bushels. 1879.	Total value of orchard products of all kinds sold or consumed.	Acres.	Value of produce sold in 1879.	Acres.	Grapes sold in 1879.	Wine made in 1879.	Value of produce sold in 1879.	Honey.	Wax.	Amount of wood cut in 1879.	Value of all forest products sold or consumed in 1879.
Acres.	Lbs.	Acres.	Bush.	Acres.	Bush.	Acres.	Lbs.	No.	No.	No.	No.	No.	No.	Dollars.	No.	Dollars.	No.	Lbs.	Galls.	Dollars.	Lbs.	Lbs.	Cords.	Dollars.
76	77	78	79	80	81	82	83	84	85	86	87	88	89	90	91	92	93	94	95	96	97	98	99	100
1		1/4	20																				15	1
2		1/4	20																				20	2
3		1/8	10			2	1500																5	50	3
4		1/4	20	1/16	10			1	6	20				10							20			20	4
5		1/4	20					1	4	4				5				1			12			20	5
6		1/8	10					1	5	20				10									7	90	6
7		1/8	15																					40	7
8		1/4	20																					20	8
9																								110	9
10		1/8	20					5	40	200				100										32	10

Received July 30, 1880. C.

Page No. 19
Supervisor's Dist: No. 7
Enumeration Dist: No. 136

NOTE A.—The light dotted perpendicular lines, which divide the spaces intended for numbers on this Schedule, are intended to separate the units, tens, &c., from each other, and the Enumerator should be careful that the figures are written within the small spaces so formed, thus: 741, the units in the right-hand small spaces. 421 39

NOTE B.—Make an affirmative entry by a slanting line (thus /) in one of the three columns 2, 3, and 4, according as the fact is in the case of each farm—in column 2, if the occupier is the owner of the farm; in column 3, if he is the tenant at a fixed money rental; in column 4, if he conducts it for a share of the product.

NOTE C.—Enumerators will observe that there are 100 questions relating to each farm, which are arranged in four successive divisions of each schedule page.

SCHEDULE 2.—Productions of Agriculture in Richmond Town Ship in the County of Ray, State of Missouri

enumerated by me on the 17th day of June, 1880. Joseph E. Beach Jr., *Enumerator.*

OF THE PERSON WHO CONDUCTS THIS FARM.				ACRES OF LAND.				FARM VALUES.			FENCES.		LABOR.			GRASS LANDS.						
	TENURE.			IMPROVED.		UNIMPROVED.										ACREAGE 1879.		PRODUCTS HARVESTED IN 1879.				
THE NAME.	Owner.	Rents for fixed money rental.	Rents for shares of products.	Tilled, including fallow and grass in rotation, (whether pasture or meadow.)	Permanent meadows, permanent pastures, orchards, vineyards.	Woodland and forest.	Other unimproved, including "old fields" not growing wood.	Of farm, including land, fences, and buildings.	Of farming implements and machinery.	Of Live Stock.	Cost of building and repairing in 1879.	Cost of fertilizers purchased in 1879.	Amount paid for wages for farm labor during 1879, including value of board.	Weeks hired labor in 1879 upon farm (and dairy) excluding house-work.	Estimated value of all farm productions (sold, consumed, or on hand) for 1879.	Mown.	Not Mown.	Hay.	Clover Seed.	Grass Seed.	Horses of all ages on hand June 1, 1880.	Mules and Asses, all ages, on hand June 1, 1880.
				No.	No.	No.	No.	Dollars.	Dollars.	Dollars.	Dollars.	Dollars.	Dollars.	No.	Dollars.	Acres.	Acres.	Tons.	Bushels.	Bushels.	No.	No.
1	2	3	4	5	6	7	8	9	10	11	12	13	14	15	16	17	18	19	20	21	22	23
1 Brown Jeremiah	/			80	50			800	75	455	10		25	5	350	10		10			4	2
2 Bellis James	/			90	40	30		1200	100	425			20	4	300	8		8			4	2
3 Conway Williams P	/					30	30	300		150					125						2	
4 Graves Lydia	/			38		102		700	100	230	10				350						3	
5 Barber Travis	/			100	70			600	75	385					300	4	5	4			7	2
6 Storms James R.	/			60	17	12		600	50	165					325	2		2			3	
7 Williams Oliver G	/			105	65	15		1000	100	275			10	2	390	10	6	10			4	
8 Lillard Stant	/			191	80			2500	75	1060	30		150	40	575	4		1			9	3
9 Willis John	/			20				200	40	155					200						2	
10 Anderson Thornton		/		154	89			1500	100	250											4	1

June 18th

NEAT CATTLE AND THEIR PRODUCTS.

ON HAND JUNE 1, 1880.			MOVEMENT, 1879.							
				Cattle of all ages						
Working oxen.	Milch cows.	Other.	Calves dropped.	Purchased.	Sold living.	Slaughtered.	Died, strayed, and stolen, and not recovered.	Milk sold, or sent to butter and cheese factories in 1879.	Butter made on the farm in 1879.	Cheese made on the farm in 1879.
No.	No.	No.	No.	No.	No.	No.	No.	Gallons.	Lbs.	Lbs.
24	25	26	27	28	29	30	31	32	33	34
1	3	3	3		2				175	
2	2	2	1		4				125	
3	2	2	1						100	
4	2	4	4		1				100	
5	1	1	3						50	
6	1	1		2	1				75	
7	1	3	2		1				75	
8	2	14	4	10	5				200	
9	1	1	1		1				60	
10	2	1							125	

SHEEP.

ON HAND JUNE 1, 1880.	MOVEMENT, 1879.								CLIP, SPRING 1880, SHORN AND TO BE SHORN.		SWINE.	POULTRY ON HAND JUNE 1ST, 1880, EXCLUSIVE OF SPRING HATCHING.		EGGS PRODUCED IN 1879.
	Lambs dropped.	Sheep and lambs												
		Purchased.	Sold living.	Slaughtered.	Killed by dogs.	Died of disease.	Died of stress of weather.		Fleeces.	Weight.	On hand June 1, 1880.	Barn-yard.	Other.	
No.	No.	No.	No.	No.	No.	No.	No.		No.	Lbs.	No.	No.	No.	Doz.
35	36	37	38	39	40	41	42		43	44	45	46	47	48
11	5		5			1			6	30	16	25		75
											26	20		50
											20	20		50
3	2				2				1	5	10	20		50
8		5				2			5	25	13	50		150
											16	35		85
											16	60		175
36	15		9	4			1		19	80	25	42		300
											18	36		200
											20	30		100

CEREALS.

BARLEY. 1879.		BUCKWHEAT. 1879.		INDIAN CORN. 1879.		OATS. 1879.		RYE. 1879.		WHEAT. 1879.	
Area.	Crop.	Area.	Crop.	Area.	Crop.	Area.	Crop.	Area.	Crop.	Area.	Crop.
Acres.	Bush.	Acres.	Bush.	Acres.	Bush.	Acres.	Bush.	Acres.	Bush.	Acres.	Bush.
49	50	51	52	53	54	55	56	57	58	59	60
				12	425					13	100
				12	400					22	300
				18	450					5	30
				20	625	5	75			4	41
						8	120			12	125
				16	500	8	160			7	56
				40	1250	10	300			20	150
				12	360	4	100				

PULSE. FIBER. SUGAR.

PULSE.		FIBER.						SUGAR.					BROOM CORN. 1879.	
		FLAX—1879.				HEMP.		SORGHUM—1879.			MAPLE—1879.			
Canada Peas, (Dry.) in 1879.	Beans, (Dry.) in 1879.	Area in Crop.	Seed.	Straw.	Fiber.			Area in Crop.	Sugar.	Molasses.	Sugar.	Molasses.		
Bush.	Bush.	Acres.	Bush.	Tons.	Lbs.	Acs.	Tns.	Acres.	Lbs.	Galls.	Lbs.	Galls.	Acs.	Lbs.
61	62	63	64	65	66	67	68	69	70	71	72	73	74	75
								½		50				
								⅛		20				
								2		80				
								¾		55				

ORCHARDS—1879. NURSERIES. VINEYARDS. MARKET GARDENS. BEES—1879. FOREST PRODUCTS.

ORCHARDS—1879.							NURSERIES.		VINEYARDS.			MARKET GARDENS.	BEES—1879.		FOREST PRODUCTS.	
APPLE.			PEACH.			Total value of orchard products of all kinds sold or consumed.										
Acres.	Bearing trees.	Bushels. 1879.	Acres.	Bearing trees.	Bushels. 1879.		Acres.	Value of produce sold in 1879.	Acres.	Grapes sold in 1879.	Wine made in 1879.	Value of produce sold in 1879.	Honey.	Wax.	Amount of wood cut in 1879.	Value of all forest products sold or consumed in 1879.
No.	No.	No.	No.	No.	No.	Dollars.	No.	Dollars.	No.	Lbs.	Galls.	Dollars.	Lbs.	Lbs.	Cords.	Dollars.
84	85	86	87	88	89	90	91	92	93	94	95	96	97	98	99	100
													150	15		20
1	12	30				15							30			50
																20
1	1	1				2										20
2	12	12				10										30
2	18	10				10										30
3	10	25				18			⅛	25						20
4	50	50				30							10			80
																20
																20

BH.

D.

[7–306.]

Page No. 20
Supervisor's Dist:.No. 7
Enumeration Dist: No. 136

NOTE A.—The light dotted perpendicular lines, which divide the spaces intended for numbers on this Schedule, are intended to separate the units, tens, &c., from each other, and the Enumerator should be careful that the figures are written within the small spaces so formed, thus: 7|4|, the units in the right-hand small spaces. 4|2|1 3|9

NOTE B.—Make an affirmative entry by a slanting line (thus /) in one of the three columns 2, 3, and 4, according as the fact is in the case of each farm—in column 2, if the occupier is the owner of the farm; in column 3, if he is the tenant at a fixed money rental; in column 4, if he conducts it for a share of the product.

NOTE C.—Enumerators will observe that there are 100 questions relating to each farm, which are arranged in four successive divisions of each schedule page.

SCHEDULE 2.—Productions of Agriculture in Richmond Township in the County of Ray, State of Missouri enumerated by me on the 18th day of June, 1880.

Joseph E Black Jr
Enumerator.

OF THE PERSON WHO CONDUCTS THIS FARM.				ACRES OF LAND.				FARM VALUES.			FENCES.		LABOR.			GRASS LANDS.						
	TENURE.			IMPROVED.		UNIMPROVED.										ACREAGE 1879.		PRODUCTS HARVESTED IN 1879.				
THE NAME.	Owner.	Rents for fixed money rental.	Rents for shares of products.	Tilled, including fallow and grass in rotation, (whether pasture or meadow.)	Permanent meadows, permanent pastures, orchards, vineyards.	Woodland and forest.	Other unimproved, including "old fields" not growing wood.	Of farm, including land, fences, and buildings.	Of farming implements and machinery.	Of Live Stock.	Cost of building and repairing in 1879.	Cost of fertilizers purchased in 1879.	Amount paid for wages for farm labor during 1879, including value of board.	Weeks hired labor in 1879 upon farm (and dairy) excluding house-work.	Estimated value of all farm productions (sold, consumed, or on hand) for 1879.	Mown.	Not Mown.	Hay.	Clover Seed.	Grass Seed.	Horses of all ages on hand June 1, 1880.	Mules and Asses, all ages, on hand June 1, 1880.
				No.	No.	No.	No.	Dollars.	Dollars.	Dollars.	Dollars.	Dollars.	Dollars.	No.	Dollars.	Acres.	Acres.	Tons.	Bushels.	Bushels.	No.	No.
1	2	3	4	5	6	7	8	9	10	11	12	13	14	15	16	17	18	19	20	21	22	23
1 Barber Andrew		/		155	115	10		2500	125	330			30	6	225		2				4	
2 Palmer Frank		/		20		1		200	125	240					250						2	
3 Goode Elzy C		/		47		20		700	100	270		10	20	4	300						4	
4 Goode William	/			30	3	37		700	50	250	10		25	3	300						4	
5 Cain Ruth	/			80	50	2		800	75	300					280	4		3			4	
6 Jacobs Henry	/			189	25	70		5780	200	355					700	16		12			7	
7 Owens Elijah	/			200	150	40		2400	150	760	30				500	10		8			4	
8 Bellis Charles		/		21		14		250	25	255					110						3	
9 Gregory James	/					40		200														
10 Denton William		/		100		38		1200	50	300					600							2

NEAT CATTLE AND THEIR PRODUCTS.											SHEEP.										SWINE.	POULTRY ON HAND JUNE 1ST, 1880, EXCLUSIVE OF SPRING HATCHING.		EGGS PRODUCED IN 1879.
ON HAND JUNE 1, 1880.			MOVEMENT, 1879.									MOVEMENT, 1879.								CLIP, SPRING 1880, SHORN AND TO BE SHORN.					
				Cattle of all ages									Sheep and lambs											
Working oxen.	Milch cows.	Other.	Calves dropped.	Purchased.	Sold living.	Slaughtered.	Died, strayed, and stolen, and not recovered.	Milk sold, or sent to butter and cheese factories in 1879.	Butter made on the farm in 1879.	Cheese made on the farm in 1879.	On hand June 1, 1880.	Lambs dropped.	Purchased.	Sold living.	Slaughtered.	Killed by dogs.	Died of disease.	Died of stress of weather.	Fleeces.	Weight.	On hand June 1, 1880.	Barn-yard.	Other.	
No.	No.	No.	No.	No.	No.	No.	No.	Gallons.	Lbs.	Lbs.	No.	No.	No.	No.	No.	No.	No.	No.	No.	Lbs.	No.	No.	No.	Doz.
24	25	26	27	28	29	30	31	32	33	34	35	36	37	38	39	40	41	42	43	44	45	46	47	48
1	1	1	1						75												17	30		200
2	2	1	1	1	1				125		4								4	20	14	30		175
3	1	2	1		1				65		20	2	8						12	40	30	20		75
4	2	2	2						125												20	50		100
5	1	3	1						75		18					1			11	20	25	20		75
6	3	5							195												8	10		75
7	4	10	6		2				200		8								5	33	26	150		700
8	1	1	1		1				100												32	33		150
9																						16		30
10	3	2																			1	30		90

CEREALS.												PULSE.		FIBER.						SUGAR.						BROOM CORN. 1879.	
BARLEY. 1879.		BUCKWHEAT. 1879.		INDIAN CORN. 1879.		OATS. 1879.		RYE. 1879.		WHEAT. 1879.		Calabia Peas, (Dry.) in 1879.	Beans, (Dry.) in 1879.	FLAX—1879.				HEMP.		SORGHUM—1879.			MAPLE—1879.				
Area.	Crop.	Area.	Crop.	Area.	Crop.	Area.	Crop.	Area.	Crop.	Area.	Crop.			Area in Crop.	Seed.	Straw.	Fiber.			Area in Crop.	Sugar.	Molasses.	Sugar.	Molasses.			
Acres.	Bush.	Acres.	Bush.	Acres.	Bush.	Acres.	Bush.	Acres.	Bush.	Acres.	Bush.	Bush.	Bush.	Acres.	Bush.	Tons.	Lbs.	Acs.	Tns.	Acres.	Lbs.	Galls.	Lbs.	Galls.	Acs.	Lbs.
49	50	51	52	53	54	55	56	57	58	59	60	61	62	63	64	65	66	67	68	69	70	71	72	73	74	75
1				10	200	2	40			18	115									1/4		10				
2				15	500	1	25			15	100															
3																										
4				25	625	3	60			6	122									1/4		25				
5				14	500					9	65									3/4		30				
6				60	2000					35	240															
7				12	375	8	200																			
8				3	100	1	140			8	60									1/2		40				
9																										
10				60	2000	35	630																			

HOPS. 1879.		POTATOES. (Irish.) 1879.		POTATOES. (Sweet.) 1879.		TOBACCO. 1879.		ORCHARDS—1879.						NURSERIES.		VINEYARDS.			MARKET GARDENS.	BEES—1879.		FOREST PRODUCTS.	
								APPLE.			PEACH.												
Area.	Crop.	Area.	Crop.	Area.	Crop.	Area.	Crop.	Acres.	Bearing trees.	Bushels. 1879.	Acres.	Bearing trees.	Bushels. 1879.	Total value of orchard products of all kinds sold or consumed.	Acres.	Value of produce sold in 1879.	Acres.	Grapes sold in 1879.	Wine made in 1879.	Value of produce sold in 1879.	Honey.	Wax.	Amount of wood cut in 1879.	Value of all forest products sold or consumed in 1879.
Acres.	Lbs.	Acres.	Bush.	Acres.	Bush.	Acres.	Lbs.	No.	No.	No.	No.	No.	No.	Dollars.	No.	Dollars.	No.	Lbs.	Galls.	Dollars.	Lbs.	Lbs.	Cords.	Dollars.
76	77	78	79	80	81	82	83	84	85	86	87	88	89	90	91	92	93	94	95	96	97	98	99	100
								6	30	20				10										20
		1/8	15					2	9	25				15										50
																								75
		1/4	20																					20
		1/4	20	1/2	10			2	50	10	1/2	50	3	8										20
								1	30															50
		1/8	10					6	35	100				60							480	30		100
																								20
																								30
								1	4	10				5										20

Received July 30 1880. **A.**

Page No. 21
Supervisor's Dist: No. 7
Enumeration Dist: No. 136

NOTE A.—The light dotted perpendicular lines, which divide the spaces intended for numbers on this Schedule, are intended to separate the units, tens, &c., from each other, and the Enumerator should be careful that the figures are written within the small spaces so formed, thus: | | 7 | 4 |, the units | 4 | 2 | 1 | in the right-hand small spaces. | | 3 | 9 |

NOTE B.—Make an affirmative entry by a slanting line (thus /) in one of the three columns 2, 3, and 4, according as the fact is in the case of each farm—in column 2, if the occupier is the owner of the farm; in column 3, if he is the tenant at a fixed money rental; in column 4, if he conducts it for a share of the product.

NOTE C.—Enumerators will observe that there are 100 questions relating to each farm, which are arranged in four successive divisions of each schedule page.

SCHEDULE 2.—Productions of Agriculture in Richmond Township in the County of Ray, State of Missouri

enumerated by me on the 18th day of June, 1880.

Joseph E Black Jr
Enumerator.

OF THE PERSON WHO CONDUCTS THIS FARM.				ACRES OF LAND.				FARM VALUES.			FENCES.		LABOR.			GRASS LANDS.						
	TENURE.			IMPROVED.		UNIMPROVED.										ACREAGE 1879.		PRODUCTS HARVESTED IN 1879.				
THE NAME.	Owner.	Rents for fixed money rental.	Rents for shares of products.	Tilled, including fallow and grass in rotation, (whether pasture or meadow.)	Permanent meadows, permanent pastures, orchards, vineyards.	Woodland and forest.	Other unimproved, including "old fields" not growing wood.	Of farm, including land, fences, and buildings.	Of farming implements and machinery.	Of Live Stock.	Cost of building and repairing in 1879.	Cost of fertilizers Purchased in 1879.	Amount paid for wages for farm labor during 1879, including value of board.	Weeks hired labor in 1879 upon farm (and dairy) excluding house-work.	Estimated value of all farm productions (sold, consumed, or on hand) for 1879.	Mown.	Not Mown.	Hay.	Clover Seed.	Grass Seed.	Horses of all ages on hand June 1, 1880.	Mules and Asses, all ages, on hand June 1, 1880.
				No.	No.	No.	No.	Dollars.	Dollars.	Dollars.	Dollars.	Dollars.	Dollars.	No.	Dollars.	Acres.	Acres.	Tons.	Bushels.	Bushels.	No.	No.
1	2	3	4	5	6	7	8	9	10	11	12	13	14	15	16	17	18	19	20	21	22	23
1 Barber William	/			40	10	65		800	60	235			35	7	450	3		1			2	
2 Gordan Benjiman	/			160	100	7		1800	100	350	10				600	20		15			1	2
3 Broadhurst Millie	/			80	40	3		800	50	225					450						3	
4 Lewis John G	/			207	127	50		2570	125	500	25		50	10	500	17	3	12			4	3
5 Allison & Fanny	/			40	10	1		500	50	210	10		10	2	250						3	1
6 Bellis John	/			16		104		1000	100	200			15	3	125						2	
7 Odell George H		/		30	15	2		400	50	130					350						2	
8 Lyon Starr & Co	/					55		600														
9 Ball John		/		24		32		300							225							
10 Brown John	/			15		65		800	100	145	10		50	10	100							2

NEAT CATTLE AND THEIR PRODUCTS.											SHEEP.										SWINE.	POULTRY ON HAND JUNE 1ST, 1880, EXCLUSIVE OF SPRING HATCHING.		
ON HAND JUNE 1, 1880.			MOVEMENT, 1879.					Milk sold, or sent to butter and cheese factories in 1879.	Butter made on the farm in 1879.	Cheese made on the farm in 1879.	On hand June 1, 1880.	MOVEMENT, 1879.								CLIP, SPRING 1880, SHORN AND TO BE SHORN.		On hand June 1, 1880.			EGGS PRODUCED IN 1879.
			Cattle of all ages									Sheep and lambs													
Working oxen.	Milch cows.	Other.	Calves dropped.	Purchased.	Sold living.	Slaughtered.	Died, strayed, and all lost, and not recovered.					Lambs dropped.	Purchased.	Sold living.	Slaughtered.	Killed by dogs.	Died of disease.	Died of stress of weather.		Fleeces.	Weight.		Barn-yard.	Other.	
No.	No.	No.	No.	No.	No.	No.	No.	Gallons.	Lbs.	Lbs.	No.	No.	No.	No.	No.	No.	No.	No.		No.	Lbs.	No.	No.	No.	Doz.
24	25	26	27	28	29	30	31	32	33	34	35	36	37	38	39	40	41	42		43	44	45	46	47	48
1	2	2	1		1		1		125													36	50		150
2	4	24	4						300		25	5								18	72	40	60		250
3	1	1	1		1		1		50													20	60		200
4	8	6	5	3	3				500		23	6								23	125	42	60		200
5	2	2	1		1				125													8	50		125
6	2	2							115													15	25		80
7	1	1	1		1				60													12	34		98
8																									
9																							10		30
10		1	2		2		1		100													9	15		50

CEREALS.												PULSE.		FIBER.						SUGAR.						BROOM CORN. 1879.	
BARLEY. 1879.		BUCKWHEAT. 1879.		INDIAN CORN. 1879.		OATS. 1879.		RYE. 1879.		WHEAT 1879.		Canada Peas, (Dry.) in 1879.	Beans, (Dry.) in 1879.	FLAX—1879.				HEMP.		SORGHUM—1879.			MAPLE—1879.				
Area.	Crop.	Area.	Crop.	Area.	Crop.	Area.	Crop.	Area.	Crop.	Area.	Crop.			Area in Crop.	Seed.	Straw.	Fiber.			Area in Crop.	Sugar.	Molasses.	Sugar.	Molasses.			
Acres.	Bush.	Acres.	Bush.	Acres.	Bush.	Acres.	Bush.	Acres.	Bush.	Acres.	Bush.	Bush.	Bush.	Acres.	Bush.	Tons.	Lbs.	Acs.	Tns.	Acres.	Lbs.	Galls.	Lbs.	Galls.	Acs.	Lbs.
49	50	51	52	53	54	55	56	57	58	59	60	61	62	63	64	65	66	67	68	69	70	71	72	73	74	75
1				15	350	7	210			8	145									1		80				
2				20	1000	15	250	10	200	15	150															
3				30	1500	14	175			6	30															
4				35	1225	5	80			10	93									1/4		30				
5				12	72															1		68				
6				6	250					3	15															
7				20	800	10	120			20	120									1/2		50				
8																										
9				8	320					16	125															
10				5	150																					

HOPS. 1879.		POTATOES, (Irish.) 1879.		POTATOES, (Sweet.) 1879.		TOBACCO. 1879.		ORCHARDS—1879.						NURSERIES.		VINEYARDS.			MARKET GARDENS.	BEES—1879.		FOREST PRODUCTS.	
								APPLE.			PEACH.			Total value of orchard products of all kinds sold or consumed.									
Area.	Crop.	Area.	Crop.	Area.	Crop.	Area.	Crop.	Acres.	Bearing trees.	Bushels. 1879.	Acres.	Bearing trees.	Bushels. 1879.		Acres.	Value of produce sold in 1879.	Acres.	Grapes sold in 1879.	Wine made in 1879.	Value of produce sold in 1879.	Honey.	Wax.	Amount of wood cut in 1879.	Value of all forest products sold or consumed in 1879.
Acres.	Lbs.	Acres.	Bush.	Acres.	Bush.	Acres.	Lbs.	No.	No.	No.	No.	No.	No.	Dollars.	No.	Dollars.	No.	Lbs.	Galls.	Dollars.	Lbs.	Lbs.	Cords.	Dollars.
76	77	78	79	80	81	82	83	84	85	86	87	88	89	90	91	92	93	94	95	96	97	98	99	100
		1/10	15					4	100	5				3			1/4							20
								4	75	75				100										50
																								20
		1/10	15																					495
		3/4	50	1/4	10	1	700																	40
		1/2	8																					20
																								115
																								50
								1	20	25				15										20
		1/8	10																					25

B.

[7—306.]

Page No. 22
Supervisor's Dist: No. 7
Enumeration Dist: No. 136

NOTE A.—The light dotted perpendicular lines, which divide the spaces intended for numbers on this Schedule, are intended to separate the units, tens, &c., from each other, and the Enumerator should be careful that the figures are written within the small spaces so formed, thus: 74, the units in the right-hand small spaces. 121. 39.

NOTE B.—Make an affirmative entry by a slanting line (thus /) in one of the three columns 2, 3, and 4, according as the fact is in the case of each farm—in column 2, if the occupier is the owner of the farm; in column 3, if he is the tenant at a fixed money rental; in column 4, if he conducts it for a share of the product.

NOTE C.—Enumerators will observe that there are 100 questions relating to each farm, which are arranged in four successive divisions of each schedule page.

SCHEDULE 2.—Productions of Agriculture in Richmond in the County of Ray, State of Missouri

enumerated by me on the 19th day of June, 1880. Joseph E. Blaes Jr.
Enumerator.

OF THE PERSON WHO CONDUCTS THIS FARM.				ACRES OF LAND.				FARM VALUES.			FENCES.		LABOR.			GRASS LANDS.						
	TENURE.			IMPROVED.		UNIMPROVED.										ACREAGE 1879.		PRODUCTS HARVESTED IN 1879.				
THE NAME.	Owner.	Rents for fixed money rental.	Rents for shares of products.	Tilled, including fallow and grass in rotation, (whether pasture or meadow.)	Permanent meadows, permanent pastures, orchards, vineyards.	Woodland and forests.	Other unimproved, including "old fields" not growing wood.	Of farm, including land, fences, and buildings.	Of farming implements and machinery.	Of Live Stock.	Cost of building and repairing in 1879.	Cost of fertilizers purchased in 1879.	Amount paid for wages for farm labor during 1879, including value of board.	Weeks hired labor in 1879 upon farm (and dairy) excluding house-work.	Estimated value of all farm productions (sold, consumed, or on hand) for 1879.	Mown.	Not Mown.	Hay.	Clover Seed.	Grass Seed.	Horses of all ages on hand June 1, 1880.	Mules and Asses, all ages, on hand June 1, 1880.
				No.	No.	No.	No.	Dollars.	Dollars.	Dollars.	Dollars.	Dollars.	Dollars.	No.	Dollars.	Acres.	Acres.	Tons.	Bushels.	Bushels.	No.	No.
	2	3	4	5	6	7	8	9	10	11	12	13	14	15	16	17	18	19	20	21	22	23
1 Lee R. Williams		/		24		18		524	5	100	20		30	6	250						2	
2 Harvey Willis	/			158	128	15		1300	100	1040	123		80	16	600	16	3	16			5	3
3 Lear L. Wagster	/			22	12	18		550	60	350					225	6		3			4	
4 Rolland Thomas	/			230	170	10		4800	50	600	20		300	52	500	30		15			3	
5 Young George H.	/					165		1320														
6 Robinson William		/		10		30		250	35	150					100						2	
7 Ashley Elijah		/		40	20	20		1000	40	175	10				400	5		3			2	
8 Golden James	/			16	15	1		320	20	200					150						1	1
9 Elliot R. A.	/			40	30	10		500	15	100					300						1	1
10 Douglas Edwin		/		200	100	10		3000	100	400					800						3	3

NEAT CATTLE AND THEIR PRODUCTS.											SHEEP.										SWINE.	POULTRY ON HAND JUNE 1st, 1880, EXCLUSIVE OF SPRING HATCHING.		EGGS PRODUCED IN 1879.
ON HAND JUNE 1, 1880.			MOVEMENT, 1879.									MOVEMENT, 1879.							CLIP, SPRING 1880, SHORN AND TO BE SHORN.					
			Cattle of all ages									Sheep and lambs												
Working oxen.	Milch cows.	Other.	Calves dropped.	Purchased.	Sold living.	Slaughtered.	Died, strayed, and stolen, and not recovered.	Milk sold or sent to butter and cheese factories in 1879.	Butter made on the farm in 1879.	Cheese made on the farm in 1879.	On hand June 1, 1880.	Lambs dropped.	Purchased.	Sold living.	Slaughtered.	Killed by dogs.	Died of disease.	Died of stress of weather.	Fleeces.	Weight.	On hand June 1, 1880.	Barn-yard.	Other.	
No.	No.	No.	No.	No.	No.	No.	No.	Gallons.	Lbs.	Lbs.	No.	No.	No.	No.	No.	No.	No.	No.	No.	Lbs.	No.	No.	No.	Doz.
24	25	26	27	28	29	30	31	32	33	34	35	36	37	38	39	40	41	42	43	44	45	46	47	48
1	2	3							75												14	15		32
2	7	21	6	11	11	1	1		600		19			4		1			10	70	60	50		200
3	2	1	2		2				125		2	2					2		1	2	19	39		140
4	3	17	3	58					225												80	30		75
5																								
6	1	1	1		1				50												15	30		80
7	1	1	1		1				45												12	20		60
8	2	2	2		2				200												10	60		200
9	1	1	1		1				100												5	20		80
10	2	2	2		2				175												30	30		85

CEREALS.												PULSE.		FIBER.					SUGAR.					BROOM CORN. 1879.	
BARLEY. 1879.		BUCKWHEAT. 1879.		INDIAN CORN. 1879.		OATS. 1879.		RYE. 1879.		WHEAT. 1879.				FLAX—1879.				HEMP.		SORGHUM—1879.		MAPLE—1879.			
Area.	Crop.	Area.	Crop.	Area.	Crop.	Area.	Crop.	Area.	Crop.	Area.	Crop.	Castile Peas, (Dry.) in 1879.	Beans, (Dry.) in 1879.	Area in Crop.	Seed.	Straw.	Fiber.			Area in Crop.	Sugar.	Molasses.	Sugar.	Molasses.		
Acres.	Bush.	Acres.	Bush.	Acres.	Bush.	Acres.	Bush.	Acres.	Bush.	Acres.	Bush.	Bush.	Bush.	Acres.	Bush.	Tons.	Lbs.	Acs.	Tns.	Acres.	Lbs.	Galls.	Lbs.	Galls.	Acs.	Lbs.
49	50	51	52	53	54	55	56	57	58	59	60	61	62	63	64	65	66	67	68	69	70	71	72	73	74	75
1				15	700	3	30			7	60															
2				13	320					18	180															
3				15	625	2	30					2								1/2		50	50	9	1/32	15
4				37	925	45	900																			
5																										
6				7	200																					
7				20	800	5	100			15	150															
8																										
9				30	1500																					
10				50	2500	15	300			35	350															

HOPS. 1879.		POTATOES, (Irish.) 1879.		POTATOES, (Sweet.) 1879.		TOBACCO. 1879.		ORCHARDS—1879.						NURSERIES.		VINEYARDS.			MARKET GARDENS.	BEES—1879.		FOREST PRODUCTS.	
								APPLE.			PEACH.												
Area.	Crop.	Area.	Crop.	Area.	Crop.	Area.	Crop.	Acres.	Bearing trees.	Bushels. 1879.	Acres.	Bearing trees.	Bushels. 1879.	Total value of orchard products of all kinds sold or consumed.	Acres.	Value of produce sold in 1879.	Acres.	Grapes sold in 1879.	Wine made in 1879.	Value of produce sold in 1879.	Honey.	Wax.	Amount of wood cut in 1879.	Value of all forest products sold or consumed in 1879.
Acres.	Lbs.	Acres.	Bush.	Acres.	Bush.	Acres.	Lbs.	No.	No.	No.	No.	No.	No.	Dollars.	No.	Dollars.	No.	Lbs.	Galls.	Dollars.	Lbs.	Lbs.	Cords.	Dollars.
76	77	78	79	80	81	82	83	84	85	86	87	88	89	90	91	92	93	94	95	96	97	98	99	100
1																								40
2		1/4	25																					35
3		1/4	20	1/8	25	1/16	200	1	13	3											20			30
4								3	40	12				5										350
5																								100
6																								25
7																								20
8		3	150					5	25	50				30										25
9																								30
10																								40

[7–306.]

C.

Received July 30, 1880.

Page No. 23
Supervisor's Dist: No. 7
Enumeration Dist: No. 136

NOTE A.—The light dotted perpendicular lines, which divide the spaces intended for numbers on this Schedule, are intended to separate the units, tens, &c., from each other, and the Enumerator should be careful that the figures are written within the small spaces so formed, thus: | 7 | 4 |, the units | 4 | 2 | 1 | in the right-hand small spaces. | | 3 | 9 |

NOTE B.—Make an affirmative entry by a slanting line (thus /) in one of the three columns 2, 3, and 4, according as the fact is in the case of each farm—in column 2, if the occupier is the owner of the farm; in column 3, if he is the tenant at a fixed money rental; in column 4, if he conducts it for a share of the product.

NOTE C.—Enumerators will observe that there are 100 questions relating to each farm, which are arranged in four successive divisions of each schedule page.

SCHEDULE 2.—Productions of Agriculture in Richmond Twp in the County of Ray, State of Missouri

enumerated by me on the 21st day of June, 1880.

Joseph E Beaver Jr
Enumerator.

OF THE PERSON WHO CONDUCTS THIS FARM.				ACRES OF LAND.				FARM VALUES.			FENCES.		LABOR.			GRASS LANDS.						
	TENURE.			IMPROVED.		UNIMPROVED.										ACREAGE 1879.		PRODUCTS HARVESTED IN 1879.				
THE NAME.	Owner.	Rents for fixed money rental.	Rents for shares of products.	Tilled, including fallow and grass in rotation. (whether pasture or meadow.)	Permanent meadows, permanent pastures, orchards, vineyards.	Woodland and forest.	Other unimproved, including "old fields" not growing wood.	Of farm, including land, fences, and buildings.	Of farming implements and machinery.	Of Live Stock.	Cost of building and repairing in 1879.	Cost of fertilizers purchased in 1879.	Amount paid for wages for farm labor during 1879, including value of board.	Weeks hired labor in 1879 upon farm (and dairy) excluding house-work.	Estimated value of all farm productions (sold, consumed, or on hand) for 1879.	Mown.	Not Mown.	Hay.	Clover Seed.	Grass Seed.	Horses of all ages on hand June 1, 1880.	Mules and Asses, all ages, on hand June 1, 1880.
				No.	No.	No.	No.	Dollars.	Dollars.	Dollars.	Dollars.	Dollars.	Dollars.	No.	Dollars.	Acres.	Acres.	Tons.	Bushels.	Bushels.	No.	No.
1	2	3	4	5	6	7	8	9	10	11	12	13	14	15	16	17	18	19	20	21	22	23
1 Ray Kays P.O.	/					#70		5000														
2 Blair P.O.	/			180	100	8		3000	50	350	25				500						3	1
3 Cuppy Thomas	/			50	20	3		500	10						225							
4 Noble S.C.	/					100		1500														
5 Watkins S.C.	/					40		500														
6 Sroms George		/		65		1		800	25	250					650							2
7 Floyd John	/			20		1		210	15	75					100							
8 Brawenhorst John	/			12		3		150	15	150	10				100						2	1
9 Bates D.	/			80	80			800							250							
10 Hultz Charles	/			82	40	2		1000							500			15		12		

NEAT CATTLE AND THEIR PRODUCTS.											SHEEP.										SWINE.	POULTRY ON HAND JUNE 1ST, 1880, EXCLUSIVE OF SPRING HATCHING.		EGGS PRODUCED IN 1879.
ON HAND JUNE 1, 1880.			MOVEMENT, 1879.								ON HAND JUNE 1, 1880.	MOVEMENT, 1879.							CLIP, SPRING 1880, SHORN AND TO BE SHORN.		ON HAND JUNE 1, 1880.			
				Cattle of all ages									Sheep and lambs											
Working oxen.	Milch cows.	Other.	Calves dropped.	Purchased.	Sold living.	Slaughtered.	Died, strayed, and stolen, and not recovered.	Milk sold, or sent to but ter and cheese factories in 1879.	Butter made on the farm in 1879.	Cheese made on the farm in 1879.		Lambs dropped.	Purchased.	Sold living.	Slaughtered.	Killed by dogs.	Died of disease.	Died of stress of weather.	Fleeces.	Weight.	On hand June 1, 1880.	Barn-yard.	Other.	
No.	No.	No.	No.	No.	No.	No.	No.	Gallons.	Lbs.	Lbs.	No.	No.	No.	No.	No.	No.	No.	No.	No.	Lbs.	No.	No.	No.	Doz.
24	25	26	27	28	29	30	31	32	33	34	35	36	37	38	39	40	41	42	43	44	45	46	47	48
1																								
2	2	2	/		/																10	30		150
3																								
4																								
5																								
6	2	1	/		/																10	30		90
7	1	1	/		/																15	40		109
8	2	1	/		/																20	35		100
9																								
10																								

CEREALS.												PULSE.		FIBER.						SUGAR.						BROOM CORN. 1879.	
BARLEY. 1879.		BUCKWHEAT. 1879.		INDIAN CORN. 1879.		OATS. 1879.		RYE. 1879.		WHEAT. 1879.				FLAX—1879.				HEMP.		SORGHUM—1879.			MAPLE—1879.				
Area.	Crop.	Area.	Crop.	Area.	Crop.	Area.	Crop.	Area.	Crop.	Area.	Crop.	Canada Peas, (Dry.) in 1879.	Beans, (Dry.) in 1879.	Area in Crop.	Seed.	Straw.	Fiber.			Area in Crop.	Sugar.	Molasses.	Sugar.	Molasses.			
Acres.	Bush.	Acres.	Bush.	Acres.	Bush.	Acres.	Bush.	Acres.	Bush.	Acres.	Bush.	Bush.	Bush.	Acres.	Bush.	Tons.	Lbs.	Acs.	Tns.	Acres.	Lbs.	Galls.	Lbs.	Galls.	Acs.	Lbs.
49	50	51	52	53	54	55	56	57	58	59	60	61	62	63	64	65	66	67	68	69	70	71	72	73	74	75
1																										
2				20	1000	40	400	10	100	10	100															
3				15	500	5	80			10	75															
4																										
5																										
6				65	3250																					
7				20	500																					
8				12	400																					
9																										
10				40	2000																					

HOPS. 1879.		POTATOES, (Irish.) 1879.		POTATOES, (Sweet.) 1879.		TOBACCO. 1879.		ORCHARDS—1879.							NURSERIES.		VINEYARDS.			MARKET GARDENS.	BEES—1879.		FOREST PRODUCTS.	
								APPLE.			PEACH.			Total value of orchard products of all kinds sold or consumed.						Value of produce sold in 1879.			Amount of wood cut in 1879.	Value of all forest products sold or consumed in 1879.
Area.	Crop.	Area.	Crop.	Area.	Crop.	Area.	Crop.	Acres.	Bearing trees.	Bushels. 1879.	Acres.	Bearing trees.	Bushels. 1879.		Acres.	Value of produce sold in 1879.	Acres.	Grapes sold in 1879.	Wine made in 1879.		Honey.	Wax.		
Acres.	Lbs.	Acres.	Bush.	Acres.	Bush.	Acres.	Lbs.	No.	No.	No.	No.	No.	No.	Dollars.	No.	Dollars.	No.	Lbs.	Galls.	Dollars.	Lbs.	Lbs.	Cords.	Dollars.
76	77	78	79	80	81	82	83	84	85	86	87	88	89	90	91	92	93	94	95	96	97	98	99	100
1																								100
2								3	50	15				20										125
3																								10
4																								200
5																								20
6																								20
7																								20
8																								20
9																								
10																								20

D.

[7–306.]

Page No. 24
Supervisor's Dist: No. 7
Enumeration Dist: No. 136

NOTE A.—The light dotted perpendicular lines, which divide the spaces intended for numbers on this Schedule, are intended to separate the units, tens, &c., from each other, and the Enumerator should be careful that the figures are written within the small spaces so formed, thus: 7|4, 4|2|1, 3|9, the units in the right-hand small spaces.

NOTE B.—Make an affirmative entry by a slanting line (thus /) in one of the three columns 2, 3, and 4, according as the fact is in the case of each farm—in column 2, if the occupier is the owner of the farm; in column 3, if he is the tenant at a fixed money rental; in column 4, if he conducts it for a share of the product.

NOTE C.—Enumerators will observe that there are 100 questions relating to each farm, which are arranged in four successive divisions of each schedule page.

SCHEDULE 2.—Productions of Agriculture in Richmond Township in the County of Ray, State of Missouri

enumerated by me on the 21st day of June, 1880. Joseph E Blair Jr, *Enumerator.*

OF THE PERSON WHO CONDUCTS THIS FARM.				ACRES OF LAND.				FARM VALUES.			FENCES.		LABOR.			GRASS LANDS.						
	TENURE.			IMPROVED.		UNIMPROVED.										ACREAGE 1879.		PRODUCTS HARVESTED IN 1879.				
THE NAME.	Owner.	Rents for fixed money rental.	Rents for shares of products.	Tilled, including fallow and grass in rotation, (whether pasture or meadow.)	Permanent meadows, permanent pastures, orchards, vineyards.	Woodland and forest.	Other unimproved, including "old fields" not growing wood.	Of farm, including land, fences, and buildings.	Of farming implements and machinery.	Of Live Stock.	Cost of building and repairing in 1879.	Cost of fertilizers purchased in 1879.	Amount paid for wages for farm labor during 1879, including value of board.	Weeks hired labor in 1879 upon farm (and dairy), excluding house-work.	Estimated value of all farm productions (sold, consumed, or on hand) for 1879.	Mown.	Not Mown.	Hay.	Clover Seed.	Grass Seed.	Horses of all ages on hand June 1, 1880.	Mules and Asses, all ages, on hand June 1, 1880.
				No.	No.	No.	No.	Dollars.	Dollars.	Dollars.	Dollars.	Dollars.	Dollars.	No.	Dollars.	Acres.	Acres.	Tons.	Bushels.	Bushels.	No.	No.
	3	3	4	5	6	7	8	9	10	11	12	13	14	15	16	17	18	19	20	21	22	23
1 Anderson J H	/					60		800														
2 Barr Harrison J	/					37		600														
3 Richardson Robert			/	20		20		400	25	150					200						2	
4 Betts Joel	/			30		4		250							210							
5 Richard Williams	/			73	73	2		2000							250							
6 Bates David	/			44	20	4		250			10				150							
7 Endsley A D	/			40	20	2		225	15	175	5				180						2	1
8 Ray County (per Finley)	/			50		20	30	575							300							
9 Jones Stephen		/		60	20	4		1000	25	200	10				400						2	1
10 Jeffries Jno H	/			80	40	4		1000							500							

NEAT CATTLE AND THEIR PRODUCTS.											SHEEP.										SWINE.	POULTRY ON HAND JUNE 1ST, 1880, EXCLUSIVE OF SPRING HATCHING.		EGGS PRODUCED IN 1879.
ON HAND JUNE 1, 1880.			MOVEMENT, 1879.								ON HAND JUNE 1, 1880.	MOVEMENT, 1879.							CLIP, SPRING 1880, SHORN AND TO BE SHORN.		ON HAND JUNE 1, 1880.			
				Cattle of all ages				Milk sold, or sent to butter and cheese factories in 1879.	Butter made on the farm in 1879.	Cheese made on the farm in 1879.			Sheep and lambs											
Working oxen.	Milch cows.	Other.	Calves dropped.	Purchased.	Sold living.	Slaughtered.	Died, strayed, and otherwise lost or not recovered.					Lambs dropped.	Purchased.	Sold living.	Slaughtered.	Killed by dogs.	Died of disease.	Died of stress of weather.	Fleeces.	Weight.		Barn-yard.	Other.	
No.	No.	No.	No.	No.	No.	No.	No.	Gallons.	Lbs.	Lbs.	No.	No.	No.	No.	No.	No.	No.	No.	No.	Lbs.	No.	No.	No.	Doz.
24	25	26	27	28	29	30	31	32	33	34	35	36	37	38	39	40	41	42	43	44	45	46	47	48
	2	3	1																		20	50		125

CEREALS.												PULSE.		FIBER.						SUGAR.						BROOM CORN.	
BARLEY. 1879.		BUCKWHEAT. 1879.		INDIAN CORN. 1879.		OATS. 1879.		RYE. 1879.		WHEAT. 1879.		Canada Peas, (Dry.) in 1879.	Beans, (Dry.) in 1879.	FLAX—1879.				HEMP.		SORGHUM—1879.			MAPLE—1879.			1879.	
Area.	Crop.	Area.	Crop.	Area.	Crop.	Area.	Crop.	Area.	Crop.	Area.	Crop.			Area in Crop.	Seed.	Straw.	Fiber.			Area in Crop.	Sugar.	Molasses.	Sugar.	Molasses.			
Acres.	Bush.	Acres.	Bush.	Acres.	Bush.	Acres.	Bush.	Acres.	Bush.	Acres.	Bush.	Bush.	Bush.	Acres.	Bush.	Tons.	Lbs.	Acs.	Tns.	Acres.	Lbs.	Galls.	Lbs.	Galls.	Acs.	Lbs.
49	50	51	52	53	54	55	56	57	58	59	60	61	62	63	64	65	66	67	68	69	70	71	72	73	74	75
				20	1000																					
				30	1050																					
				20	750																					
				10	350					10	75															
				15	750	5	125			10	100															
				40	2000																					
				20	1000	10	250			10	150															

HOPS. 1879.		POTATOES, (Irish.) 1879.		POTATOES, (Sweet.) 1879.		TOBACCO. 1879.		ORCHARDS—1879.						NURSERIES.		VINEYARDS.			MARKET GARDENS.	BEES—1879.		FOREST PRODUCTS.	
								APPLE.			PEACH.												
Area.	Crop.	Area.	Crop.	Area.	Crop.	Area.	Crop.	Acres.	Bearing trees.	Bushels. 1879.	Acres.	Bearing trees.	Bushels. 1879.	Total value of orchard products of all kinds sold or consumed.	Acres.	Value of produce sold in 1879.	Acres.	Grapes sold in 1879.	Wine made in 1879.	Value of produce sold in 1879.	Honey.	Wax.	Amount of wood cut in 1879.	Value of all forest products sold or consumed in 1879.
Acres.	Lbs.	Acres.	Bush.	Acres.	Bush.	Acres.	Lbs.	No.	No.	No.	No.	No.	No.	Dollars.	No.	Dollars.	No.	Lbs.	Galls.	Dollars.	Lbs.	Lbs.	Cords.	Dollars.
76	77	78	79	80	81	82	83	84	85	86	87	88	89	90	91	92	93	94	95	96	97	98	99	100
		½	20					1	50	25				20										20
		½	40																					50
																								20
																								15
																								10
																								20
																								20
																								30
																								25
		1	80					2	25	30				50										35

[7–306.]

Received July 30, 1880. **A.**

Page No. 25
Supervisor's Dist: No. 7
Enumeration Dist: No. 136

NOTE A.—The light dotted perpendicular lines, which divide the spaces intended for numbers on this Schedule, are intended to separate the units, tens, &c., from each other, and the Enumerator should be careful that the figures are written within the small spaces so formed, thus: 7 4, the units in the right-hand small spaces. 4 2 1 3 9

NOTE B.—Make an affirmative entry by a slanting line (thus /) in one of the three columns 2, 3, and 4, according as the fact is in the case of each farm—in column 2, if the occupier is the owner of the farm; in column 3, if he is the tenant at a fixed money rental; in column 4, if he conducts it for a share of the product.

NOTE C.—Enumerators will observe that there are 100 questions relating to each farm, which are arranged in four successive divisions of each schedule page.

SCHEDULE 2.—Productions of Agriculture in Richmond Township in the County of Ray, State of Missouri

enumerated by me on the 21st day of June, 1880.

Joseph E Black Jr
Enumerator.

OF THE PERSON WHO CONDUCTS THIS FARM.				ACRES OF LAND.				FARM VALUES.			FENCES.		LABOR.			GRASS LANDS.						
	TENURE.			IMPROVED.		UNIMPROVED.										ACREAGE 1879.		PRODUCTS HARVESTED IN 1879.				
THE NAME.	Owner.	Rents for fixed money rental.	Rents for shares of products.	Tilled, including fallow and grass in rotation, (or) either pasture or meadow.)	Permanent meadows, permanent pastures, orchards, vineyards.	Woodland and forest.	Other unimproved, including "old fields" not growing wood.	Of farm, including land, fences, and buildings.	Of farming implements and machinery.	Of Live Stock.	Cost of building and repairing in 1879.	Cost of fertilizers purchased in 1879.	Amount paid for wages for farm labor during 1879, including value of board.	Weeks hired labor in 1879 upon farm (and dairy) excluding house-work.	Estimated value of all farm productions (sold, consumed, or on hand) for 1879.	Mown.	Not Mown.	Hay.	Clover Seed.	Grass Seed.	Horses of all ages on hand June 1, 1880.	Mules and Asses, all ages, on hand June 1, 1880.
				No.	No.	No.	No.	Dollars.	Dollars.	Dollars.	Dollars.	Dollars.	Dollars.	No.	Dollars.	Acres.	Acres.	Tons.	Bushels.	Bushels.	No.	No.
1	2	3	4	5	6	7	8	9	10	11	12	13	14	15	16	17	18	19	20	21	22	23
1 Lackey James A	/			18		2		250							500							
2 Hatkins George A	/					80		1000														
3 Watkins B M	/			37	37	1		500		175											1	
4 Watkins R M	/			92	80	1		1000		150					50	12		12			1	
5																						
6																						
7																						
8																						
9																						
10																						

NEAT CATTLE AND THEIR PRODUCTS.											SHEEP.										SWINE.			POULTRY ON HAND JUNE 1ST, 1880, EXCLUSIVE OF SPRING HATCHING.		EGGS PRODUCED IN 1879.
ON HAND JUNE 1, 1880.			MOVEMENT, 1879.									MOVEMENT, 1879.							CLIP, SPRING 1880, SHORN AND TO BE SHORN.								
				Cattle of all ages								Sheep and lambs														
Working oxen.	Milch cows.	Other.	Calves dropped.	Purchased.	Sold living.	Slaughtered.	Died, strayed, and at large, and not recovered.	Milk sold, or sent to butter and cheese factories in 1879.	Butter made on the farm in 1879.	Cheese made on the farm in 1879.	On hand June 1, 1880.	Lambs dropped.	Purchased.	Sold living.	Slaughtered.	Killed by dogs.	Died of disease.	Died of stress of weather.	Fleeces.	Weight.	On hand June 1, 1880.	Barn-yard.	Other.	Eggs produced in 1879.
No.	No.	No.	No.	No.	No.	No.	No.	Gallons.	Lbs.	Lbs.	No.	No.	No.	No.	No.	No.	No.	No.	No.	Lbs.	No.	No.	No.	Doz.
24	25	26	27	28	29	30	31	32	33	34	35	36	37	38	39	40	41	42	43	44	45	46	47	48
1																								
2																								
3	1	1																			5			
4																					10			
5																								
6																								
7																								
8																								
9																								
10																								

CEREALS.												PULSE.		FIBER.						SUGAR.					BROOM CORN.	
BARLEY. 1879.		BUCKWHEAT. 1879.		INDIAN CORN. 1879.		OATS. 1879.		RYE. 1879.		WHEAT. 1879.				FLAX—1879.				HEMP.		SORGHUM—1879.			MAPLE—1879.			
Area.	Crop.	Area.	Crop.	Area.	Crop.	Area.	Crop.	Area.	Crop.	Area.	Crop.	Canada Peas. (Dry.) in 1879.	Beans. (Dry.) in 1879.	Area in Crop.	Seed.	Straw.	Fiber.			Area in Crop.	Sugar.	Molasses.	Sugar.	Molasses.		
Acres.	Bush.	Acres.	Bush.	Acres.	Bush.	Acres.	Bush.	Acres.	Bush.	Acres.	Bush.	Bush.	Bush.	Acres.	Bush.	Tons.	Lbs.	Acs.	Tns.	Acres.	Lbs.	Galls.	Lbs.	Galls.	Acs.	Lbs.
49	50	51	52	53	54	55	56	57	58	59	60	61	62	63	64	65	66	67	68	69	70	71	72	73	74	75
1										5	50															
2																										
3																										
4																										
5																										
6																										
7																										
8																										
9																										
10																										

HOPS. 1879.		POTATOES, (Irish.) 1879.		POTATOES, (Sweet.) 1879.		TOBACCO. 1879.		ORCHARDS—1879.						NURSERIES.		VINEYARDS.			MARKET GARDENS.	BEES—1879.		FOREST PRODUCTS.	
								APPLE.			PEACH.												
Area.	Crop.	Area.	Crop.	Area.	Crop.	Area.	Crop	Acres.	Bearing trees.	Bushels. 1879.	Acres.	Bearing trees.	Bushels. 1879.	Total value of orchard products of all kinds sold or consumed.	Acres.	Value of produce sold in 1879.	Acres.	Grapes sold in 1879.	Wine made in 1879.	Value of produce sold in 1879.	Honey.	Wax.	Amount of wood cut in 1879.	Value of all forest products sold or consumed in 1879.
Acres.	Lbs.	Acres.	Bush.	Acres.	Bush.	Acres.	Lbs.	No.	No.	No.	No.	No.	No.	Dollars.	No.	Dollars.	No.	Lbs.	Galls.	Dollars.	Lbs.	Lbs.	Cords.	Dollars.
76	77	78	79	80	81	82	83	84	85	86	87	88	89	90	91	92	93	94	95	96	97	98	99	100
1								6	400	300	3	1000	100	300	1	25	1	5000		75				10
2																								25
3																								10
4																								20
5																								
6																								
7																								
8																								
9																								
10																								

B.

[7–306.]

Page No. .....
Supervisor's Dist: No. .....
Enumeration Dist: No. .....

NOTE A.—The light dotted perpendicular lines, which divide the spaces intended for numbers on this Schedule, are intended to separate the units, tens, &c., from each other, and the Enumerator should be careful that the figures are written within the small spaces so formed, thus: | 7 | 4 |, the units | 4 | 2 | 1 | in the right-hand small spaces. | 3 | 9 |

NOTE B.—Make an affirmative entry by a slanting line (thus /) in one of the three columns 2, 3, and 4, according as the fact is in the case of each farm in column 2, if the occupier is the owner of the farm; in column 3, if he is the tenant at a fixed money rental; in column 4, if he conducts it for a share of the product.

NOTE C.—Enumerators will observe that there are 100 questions relating to each farm, which are arranged in four successive divisions of each schedule page.

SCHEDULE 2.—Productions of Agriculture in ..... in the County of ....., State of .....

enumerated by me on the ..... day of June, 1880. .....,

Enumerator.

OF THE PERSON WHO CONDUCTS THIS FARM.				ACRES OF LAND.				FARM VALUES.			FENCES		LABOR.			GRASS LANDS.						
	TENURE.			IMPROVED.		UNIMPROVED.										ACREAGE 1879.		PRODUCTS HARVESTED IN 1879.				
THE NAME.	Owner.	Rents for fixed money rental.	Rents for shares of products.	Tilled, including fallow and grass in rotation, (whether pasture or meadow.)	Permanent meadows, permanent pastures, orchards, vineyards.	Woodland and forest.	Other unimproved, including "old fields" not growing wood.	Of farm, (including land, fences, and buildings.	Of farming implements and machinery.	Of Live Stock.	Cost of building and repairing in 1879.	Cost of fertilizers purchased in 1879.	Amount paid for wages for farm labor during 1879, including value of board.	Weeks hired labor in 1879 upon farm (and dairy) excluding house-work.	Estimated value of all farm productions (sold, consumed, or on hand) for 1879.	Mown.	Not Mown.	Hay.	Clover Seed.	Grass Seed.	Horses of all ages on hand June 1, 1880.	Mules and Asses, all ages, on hand June 1, 1880.
				No.	No.	No.	No.	Dollars.	Dollars.	Dollars.	Dollars.	Dollars.	Dollars.	No.	Dollars.	Acres.	Acres.	Tons.	Bushels.	Bushels.	No.	No.
1	2	3	4	5	6	7	8	9	10	11	12	13	14	15	16	17	18	19	20	21	22	23
1																						
2																						
3																						
4																						
5																						
6																						
7																						
8																						
9																						
10																						

NEAT CATTLE AND THEIR PRODUCTS.											SHEEP.										SWINE.	POULTRY ON HAND JUNE 1ST, 1880, EXCLUSIVE OF SPRING HATCHING.		
ON HAND JUNE 1, 1880.			MOVEMENT, 1879.									MOVEMENT, 1879.							CLIP, SPRING 1880, SHORN AND TO BE SHORN.					
			Calves dropped.	Cattle of all ages:				Milk sold, or sent to butter and cheese factories in 1879.	Butter made on the farm in 1879.	Cheese made on the farm in 1879.		Lambs dropped.	Sheep and lambs:									On hand June 1, 1880.			
Working oxen.	Milch cows.	Other.		Purchased.	Sold living.	Slaughtered.	Died, strayed, and stolen and not recovered.				On hand June 1, 1880.		Purchased.	Sold living.	Slaughtered.	Killed by dogs.	Died of disease.	Died of stress of weather.	Fleeces.	Weight.	On hand June 1, 1880.	Barn-yard.	Other.	Eggs produced in 1879.
No.	No.	No.	No.	No.	No.	No.	No.	Gallons.	Lbs.	Lbs.	No.	No.	No.	No.	No.	No.	No.	No.	No.	Lbs.	No.	No.	No.	Doz.
24	25	26	27	28	29	30	31	32	33	34	35	36	37	38	39	40	41	42	43	44	45	46	47	48
1																								
2																								
3																								
4																								
5																								
6																								
7																								
8																								
9																								
10																								

CEREALS.												PULSE.		FIBER.						SUGAR.					BROOM CORN.	
BARLEY. 1879.		BUCKWHEAT. 1879.		INDIAN CORN. 1879.		OATS. 1879.		RYE. 1879.		WHEAT. 1879.		Canada Peas, (Dry.) in 1879.	Beans, (Dry.) in 1879.	FLAX—1879.				HEMP.		SORGHUM—1879.			MAPLE—1879.			
Area.	Crop.	Area.	Crop.	Area.	Crop.	Area.	Crop.	Area.	Crop.	Area.	Crop.			Area in Crop.	Seed.	Straw.	Fiber.			Area in Crop.	Sugar.	Molasses.	Sugar.	Molasses.		
Acres.	Bush.	Acres.	Bush.	Acres.	Bush.	Acres.	Bush.	Acres.	Bush.	Acres.	Bush.	Bush.	Bush.	Acres.	Bush.	Tons.	Lbs.	Acs.	Tns.	Acres.	Lbs.	Galls.	Lbs.	Galls.	Acs.	Lbs.
49	50	51	52	53	54	55	56	57	58	59	60	61	62	63	64	65	66	67	68	69	70	71	72	73	74	75
1																										
2																										
3																										
4																										
5																										
6																										
7																										
8																										
9																										
10																										

HOPS. 1879.		POTATOES, (Irish.) 1879.		POTATOES, (Sweet.) 1879.		TOBACCO. 1879.		ORCHARDS—1879.						NURSERIES.		VINEYARDS.			MARKET GARDENS.	BEES—1879.		FOREST PRODUCTS.	
								APPLE.			PEACH.												
Area.	Crop.	Area.	Crop.	Area.	Crop.	Area.	Crop.	Acres.	Bearing trees.	Bushels. 1879.	Acres.	Bearing trees.	Bushels. 1879.	Total value of orchard products of all kinds sold or consumed.	Acres.	Value of produce sold in 1879.	Acres.	Grapes sold in 1879.	Wine made in 1879.	Value of produce sold in 1879.	Honey.	Wax.	Amount of wood cut in 1879.	Value of all forest products sold or consumed in 1879.
Acres.	Lbs.	Acres.	Bush.	Acres.	Bush.	Acres.	Lbs.	No.	No.	No.	No.	No.	No.	Dollars.	No.	Dollars.	No.	Lbs.	Galls.	Dollars.	Lbs.	Lbs.	Cords.	Dollars.
76	77	78	79	80	81	82	83	84	85	86	87	88	89	90	91	92	93	94	95	96	97	98	99	100
1																								
2																								
3																								
4																								
5																								
6																								
7																								
8																								
9																								
10																								

Recd July 30, 1880

[7–306.]

A.

Page No. 1
Supervisor's Dist: No. 137
Enumeration Dist: No. 137

NOTE A.—The light dotted perpendicular lines, which divide the spaces intended for numbers on this Schedule, are intended to separate the units, tens, &c., from each other, and the Enumerator should be careful that the figures are written within the small spaces so formed, thus: | | 7 | 4 |, the units in the right-hand small spaces. | | 4 | 2 | 1 | | | 3 | 9 |

NOTE B.—Make an affirmative entry by a slanting line (thus /) in one of the three columns 2, 3, and 4, according as the fact is in the case of each farm—in column 2, if the occupier is the owner of the farm; in column 3, if he is the tenant at a fixed money rental; in column 4, if he conducts it for a share of the product.

NOTE C.—Enumerators will observe that there are 100 questions relating to each farm, which are arranged in four successive divisions of each schedule page.

SCHEDULE 2.—Productions of Agriculture in Richmond Township in the County of Ray, State of Missouri

enumerated by me on the 1st day of June, 1880. _____,

Enumerator.

OF THE PERSON WHO CONDUCTS THIS FARM.				ACRES OF LAND.				FARM VALUES.			FENCES.		LABOR.			GRASS LANDS.						
	TENURE.			IMPROVED.		UNIMPROVED.										ACREAGE 1879.		PRODUCTS HARVESTED IN 1879.				
THE NAME.	Owner.	Rents for fixed money rental.	Rents for shares of products.	Tilled, including fallow and grass in rotation, (whether pasture or meadow.)	Permanent meadows, permanent pastures, orchards, vineyards.	Woodland and forest.	Other unimproved, including "old fields" not growing wood.	Of farm, including land, fences, and buildings.	Of farming implements and machinery.	Of Live Stock.	Cost of building and repairing in 1879.	Cost of fertilizers purchased in 1879.	Amount paid for wages for farm labor during 1879, including value of board.	Weeks hired labor in 1879 upon farm (and dairy) excluding house-work.	Estimated value of all farm productions (sold, consumed, or on hand) for 1879.	Mown.	Not Mown.	Hay.	Clover Seed.	Grass Seed.	Horses of all ages on hand June 1, 1880.	Mules and Asses, all ages, on hand June 1, 1880.
				No.	No.	No.	No.	Dollars.	Dollars.	Dollars.	Dollars.	Dollars.	Dollars.	No.	Dollars.	Acres.	Acres.	Tons.	Bushels.	Bushels.	No.	No.
1	2	3	4	5	6	7	8	9	10	11	12	13	14	15	16	17	18	19	20	21	22	23
1 Garner Christopher J.	/			135	19	19	15	4000	100	2000	150		300		100	15		25			6	
2 Garner Christopher J	/			90		110		5000	50		50		150	100	1000							
3 Dunn George W.	/			40	2			10000	100	400	50		50	60	250	20		20			4	2
4 Swafford John			/	20	5			700	60	200	10		60		150						2	1
5 Lee John			/	20		10		500	10	40											2	
6 Swafford John W		/		70	80	80		4000	150	500	25				300						4	2
7 Hiles Joseph B.	/			8	25	10		1100	75	500	100		100	40	540	20	12	20			6	2
8 Hines John B			/	50	14	20		1100	75	500	20		96		100	8	2	6			2	
9 Beek Jacob	/		/	60	120			1110		250	20		160		300	118	2	126			2	2
10 Cowdy Thomas A			/	40				500	30	200	25				50						3	

NEAT CATTLE AND THEIR PRODUCTS.											SHEEP.										SWINE.	POULTRY ON HAND JUNE 1ST, 1880, EXCLUSIVE OF SPRING HATCHING.		EGGS PRODUCED IN 1879.
ON HAND JUNE 1, 1880.			MOVEMENT, 1879.					Milk sold, or sent to butter and cheese factories in 1879.	Butter made on the farm in 1879.	Cheese made on the farm in 1879.	On hand June 1, 1880.	MOVEMENT, 1879.							CLIP, SPRING 1880, SHORN AND TO BE SHORN.		On hand June 1, 1880.			
			Cattle of all ages									Lambs dropped.	Sheep and lambs						Fleeces.	Weight.		Barn-yard.	Other.	
Working oxen.	Milch cows.	Other.	Calves dropped.	Purchased.	Sold living.	Slaughtered.	Died, strayed, and stolen, and not recovered.						Purchased.	Sold living.	Slaughtered.	Killed by dogs.	Died of disease.	Died of stress of weather.						
No.	No.	No.	No.	No.	No.	No.	No.	Gallons.	Lbs.	Lbs.	No.	No.	No.	No.	No.	No.	No.	No.	No.	Lbs.	No.	No.	No.	Doz.
24	25	26	27	28	29	30	31	32	33	34	35	36	37	38	39	40	41	42	43	44	45	46	47	48
1	6	3	4					25	365												45	50	12	75
2																								
3	4	4	4	10					400												20	25	15	100
4	1	1	1						250													24	10	60
5																					1	50	4	50
6	2	3	2						360												20	200	31	100
7	4	1	12	15	7	2	1		375												25	200	4	200
8	2		2						300												35	175		80
9																								
10	1		1				1		300												18	72		100

CEREALS.												PULSE.		FIBER.						SUGAR.					BROOM CORN.	
BARLEY. 1879.		BUCKWHEAT. 1879.		INDIAN CORN. 1879.		OATS. 1879.		RYE. 1879.		WHEAT 1879.				FLAX—1879.				HEMP.		SORGHUM—1879.			MAPLE—1879.			
Area.	Crop.	Area.	Crop.	Area.	Crop.	Area.	Crop.	Area.	Crop.	Area.	Crop.	Canada Peas, (Dry,) in 1879.	Beans, (Dry,) in 1879.	Area in Crop.	Seed.	Straw.	Fiber.			Area in Crop.	Sugar.	Molasses.	Sugar.	Molasses.		
Acres.	Bush.	Acres.	Bush.	Acres.	Bush.	Acres.	Bush.	Acres.	Bush.	Acres.	Bush.	Bush.	Bush.	Acres.	Bush.	Tons.	Lbs.	Acs.	Tns.	Acres.	Lbs.	Galls.	Lbs.	Galls.	Acs.	Lbs.
49	50	51	52	53	54	55	56	57	58	59	60	61	62	63	64	65	66	67	68	69	70	71	72	73	74	75
1				5	40					40	700	3	3													
2				30	300																					
3						20	400																			
4				75	1500	5	75													1/2		20				
5				25	370															1/4		8				
6				50	1000																					
7				35	1000	7	200			13	208															
8				25	300					10	150									1/4		40				
9				25	300																					
10				12	100															1/2		25			1/4	50

HOPS. 1879.		POTATOES, (Irish.) 1879.		POTATOES, (Sweet.) 1879.		TOBACCO. 1879.		ORCHARDS—1879.						NURSERIES.		VINEYARDS.			MARKET GARDENS.	BEES—1879.		FOREST PRODUCTS.	
								APPLE.			PEACH.												
Area.	Crop.	Area.	Crop.	Area.	Crop.	Area.	Crop.	Acres.	Bearing trees.	Bushels. 1879.	Acres.	Bearing trees.	Bushels. 1879.	Total value of orchard products of all kinds sold or consumed.	Acres.	Value of produce sold in 1879.	Acres.	Grapes sold in 1879.	Wine made in 1879.	Value of produce sold in 1879.	Honey.	Wax.	Amount of wood cut in 1879.	Value of all forest products sold or consumed in 1879.
Acres.	Lbs.	Acres.	Bush.	Acres.	Bush.	Acres.	Lbs.	No.	No.	No.	No.	No.	No.	Dollars.	No.	Dollars.	No.	Lbs.	Galls.	Dollars.	Lbs.	Lbs.	Cords.	Dollars.
76	77	78	79	80	81	82	83	84	85	86	87	88	89	90	91	92	93	94	95	96	97	98	99	100
1		1/2	30	1/4	10			4	50	15	1	15		10										
2																							10	140
3		1	50			1/2	500	2	60	10				3			1/2				20		50	100
4		1/2	15																					
5		1/4	10																					
6		1	10					2															50	100
7		1	20					3	100	20	1	50		50	2	150	1/16						25	50
8								1 1/2	75	15				5										
9								1	30															
10		1	16																				50	100

B.

[7–306.]

Page No. 2
Supervisor's Dist: No. 7
Enumeration Dist: No. 137

NOTE A.—The light dotted perpendicular lines, which divide the spaces intended for numbers on this Schedule, are intended to separate the units, tens, &c., from each other, and the Enumerator should be careful that the figures are written within the small spaces so formed, thus: | 7 | 4 |, the units | 4 | 2 | 1 | in the right-hand small spaces. | 3 | 9 |

NOTE B.—Make an affirmative entry by a slanting line (thus /) in one of the three columns 2, 3, and 4, according as the fact is in the case of each farm—in column 2, if the occupier is the owner of the farm; in column 3, if he is the tenant at a fixed money rental; in column 4, if he conducts it for a share of the product.

NOTE C.—Enumerators will observe that there are 100 questions relating to each farm, which are arranged in four successive divisions of each schedule page.

SCHEDULE 2.—Productions of Agriculture in Richmond Tp in the County of Ray, State of Missouri

enumerated by me on the 1st & 2nd days of June, 1880.

Leo J Barr,
Enumerator.

OF THE PERSON WHO CONDUCTS THIS FARM.				ACRES OF LAND.				FARM VALUES.			FENCES.		LABOR.			GRASS LANDS.						
	TENURE.			IMPROVED.		UNIMPROVED.										ACREAGE 1879.		PRODUCTS HARVESTED IN 1879.				
THE NAME.	Owner.	Rents for fixed money rental.	Rents for shares of products.	Tilled, including fallow and grass in rotation, (whether pasture or meadow.)	Permanent meadows, permanent pastures, orchards, vineyards.	Woodland and forest.	Other unimproved, including "old fields" not growing wood.	Of farm, including land, fences, and buildings.	Of farming implements and machinery.	Of Live Stock.	Cost of building and repairing in 1879.	Cost of fertilizers purchased in 1879.	Amount paid for wages for farm labor in 1879, including value of board.	Weeks hired labor in 1879 upon farm (and dairy) excluding house-work.	Estimated value of all farm productions (sold, consumed, or on hand) for 1879.	Mown.	Not Mown.	Hay.	Clover Seed.	Grass Seed.	Horses of all ages on hand June 1, 1880.	Mules and Asses, all ages, on hand June 1, 1880.
				No.	No.	No.	No.	Dollars.	Dollars.	Dollars.	Dollars.	Dollars.	Dollars.	No.	Dollars.	Acres.	Acres.	Tons.	Bushels.	Bushels.	No.	No.
1	2	3	4	5	6	7	8	9	10	11	12	13	14	15	16	17	18	19	20	21	22	23
Beck Jacob Jr.	/			80				800	30	200	180				100						2	
Starks Benj	/			40	40	40		1000	200	500	150		100		250	30		40			6	
Boone William S	/			40	4	10		175		75												
Elofet Sarah A	/			40		1½		200	50	40	25				66						1	
Williams Beniah	/			45	25	25		500	25	100	100		25		75						2	
Boone Jno	/			40	4	10		150	100	150	100		90		90						4	
Lee William		/		6				100	25	125					75						2	
Akers William	/			20		10	40	800	5	80	25				100						2	
Perdue William	/			30		80		1000	75	200	25				60						2	
Tomlinson Mary J	/			15		25		550		100					50						1	

NEAT CATTLE AND THEIR PRODUCTS.

ON HAND JUNE 1, 1880.			MOVEMENT, 1879.							SHEEP.										SWINE.	POULTRY ON HAND JUNE 1ST, 1880, EXCLUSIVE OF SPRING HATCHING.		EGGS PRODUCED IN 1879.
			Cattle of all ages.							On hand June 1, 1880.	MOVEMENT, 1879.							CLIP, SPRING 1880, SHORN AND TO BE SHORN.					
											Lambs dropped.	Sheep and lambs											
Working oxen.	Milch cows.	Other.	Calves dropped.	Purchased.	Sold living.	Slaughtered.	Died, strayed and stolen, and not recovered.	Milk sold, or sent to butter and cheese factories in 1879.	Butter made on the farm in 1879.	Cheese made on the farm in 1879.			Purchased.	Sold living.	Slaughtered.	Killed by dogs.	Died of disease.	Died of stress of weather.	Fleeces.	Weight.	On hand June 1, 1880.	Barn-yard.	Other.	
No.	No.	No.	No.	No.	No.	No.	No.	Gallons.	Lbs.	Lbs.	No.	No.	No.	No.	No.	No.	No.	No.	No.	Lbs.	No.	No.	No.	Doz.
24	25	26	27	28	29	30	31	32	33	34	35	36	37	38	39	40	41	42	43	44	45	46	47	48
	1		1						150												12	26		20
	3		2		17				200		6			20			2				17	240	7	150
	1								50												14	100		50
																						100		50
	1				1				50															
	1								50												14	100		50
	1				1				50		1										9	136		50
	1		1						75		5								5	17	5	100		75
	1		1				4		75												2	85		50
	1		1	1	1				200												6	80	6	50

CEREALS.

BARLEY. 1879.		BUCKWHEAT. 1879.		INDIAN CORN. 1879.		OATS. 1879.		RYE. 1879.		WHEAT. 1879.		PULSE.		FIBER.						SUGAR.					BROOM CORN. 1879.	
														FLAX—1879.				HEMP.		SORGHUM—1879.			MAPLE—1879.			
Area.	Crop.	Area.	Crop.	Area.	Crop.	Area.	Crop.	Area.	Crop.	Area.	Crop.	Canada Peas. (Dry.) in 1879.	Beans. (Dry.) in 1879.	Area in Crop.	Seed.	Straw.	Fiber.			Area in Crop.	Sugar.	Molasses.	Sugar.	Molasses.		
Acres.	Bush.	Acres.	Bush.	Acres.	Bush.	Acres.	Bush.	Acres.	Bush.	Acres.	Bush.	Bush.	Bush.	Acres.	Bush.	Tons.	Lbs.	Acs.	Tns.	Acres.	Lbs.	Galls.	Lbs.	Galls.	Acs.	Lbs.
49	50	51	52	53	54	55	56	57	58	59	60	61	62	63	64	65	66	67	68	69	70	71	72	73	74	75
				20	800					30	300															
				35	1400					27	260														¼	
																				1/3		25				
				2	80					10	50									1/3		25				
				20	250																					
				15	300					7	56									¼		30				
				30	900															¼		12				
				15	250					4	8									¼		30				

HOPS. 1879.		POTATOES, (Irish.) 1879.		POTATOES, (Sweet.) 1879.		TOBACCO. 1879.		ORCHARDS—1879.							NURSERIES.		VINEYARDS.			MARKET GARDENS.	BEES—1879.		FOREST PRODUCTS.	
								APPLE.			PEACH.			Total value of orchard products of all kinds sold or consumed.						Value of produce sold in 1879.			Amount of wood cut in 1879.	Value of all forest products sold or consumed in 1879.
Area.	Crop.	Area.	Crop.	Area.	Crop.	Area.	Crop.	Acres.	Bearing trees.	Bushels. 1879.	Acres.	Bearing trees.	Bushels. 1879.		Acres.	Value of produce sold in 1879.	Acres.	Grapes sold in 1879.	Wine made in 1879.	Value of produce sold in 1879.	Honey.	Wax.		
Acres.	Lbs.	Acres.	Bush.	Acres.	Bush.	Acres.	Lbs.	No.	No.	No.	No.	No.	No.	Dollars.	No.	Dollars.	No.	Lbs.	Galls.	Dollars.	Lbs.	Lbs.	Cords.	Dollars.
76	77	78	79	80	81	82	83	84	85	86	87	88	89	90	91	92	93	94	95	96	97	98	99	100
		1	15																					
		½	10					2	105	5				V										
		½	18																					
		¼	10																					
		½	15																					
		1/3	10																				15	30
								½															8	16
		¼	15																				10	20

[7–306.]

Recd July 30, 1880

C.

Page No. 3
Supervisor's Dist: No. 7
Enumeration Dist: No. 137

NOTE A.—The light dotted perpendicular lines, which divide the spaces intended for numbers on this Schedule, are intended to separate the units, tens, &c., from each other, and the Enumerator should be careful that the figures are written within the small spaces so formed, thus: 7|4, the units in the right-hand small spaces. 1|2|1, 3|9

NOTE B.—Make an affirmative entry by a slanting line (thus /) in one of the three columns 2, 3, and 4, according as the fact is in the case of each farm—in column 2, if the occupier is the owner of the farm; in column 3, if he is the tenant at a fixed money rental; in column 4, if he conducts it for a share of the product.

NOTE C.—Enumerators will observe that there are 100 questions relating to each farm, which are arranged in four successive divisions of each schedule page.

SCHEDULE 2.—Productions of Agriculture in Richmond Toship in the County of Ray, State of Missouri

enumerated by me on the 2nd day of June, 1880. Leo J. Bart,

Enumerator.

OF THE PERSON WHO CONDUCTS THIS FARM.				ACRES OF LAND.				FARM VALUES.			FENCES.		LABOR.			GRASS LANDS.						
	TENURE.			IMPROVED.		UNIMPROVED.										ACREAGE 1879.		PRODUCTS HARVESTED IN 1879.				
THE NAME.	Owner.	Rents for fixed money rental.	Rents for shares of products.	Tilled, including fallow and grass in rotation, (whether pasture or meadow.)	Permanent meadows, permanent pastures, orchards, vineyards.	Woodland and forest.	Other unimproved, including "old fields" and growing wood.	Of farm, including land, fences, and buildings.	Of farming implements and machinery.	Of Live Stock.	Cost of building and repairing in 1879.	Cost of fertilizers purchased in 1879.	Amount paid for wages for farm labor during 1879, including value of board.	Weeks hired labor in 1879 upon farm (and dairy) excluding house-work.	Estimated value of all farm productions (sold, consumed, or on hand) for 1879.	Mown.	Not Mown.	Hay.	Clover Seed.	Grass Seed.	Horses of all ages on hand June 1, 1880.	Mules and Asses, all ages, on hand June 1, 1880.
				No.	No.	No.	No.	Dollars.	Dollars.	Dollars.	Dollars.	Dollars.	Dollars.	No.	Dollars.	Acres.	Acres.	Tons.	Bushels.	Bushels.	No.	No.
1	2	3	4	5	6	7	8	9	10	11	12	13	14	15	16	17	18	19	20	21	22	23
1 Peters Henry Clay	/			18		22		500	10	35			20		300						1	
2 Beck Mary	/			80	3	10		800	50	175	25				150	/		2	/			2
3 Johnston John K			/	10				200	10	150					150						2	
4 Johnston George W	/			10	5	5		300		70	35				15						1	
5 Perdue Thomas			/	80				2000	325	200			25		200							1
6 Perdue Caroline	/			25		45		800		50					400						1	
7 Hines William	/	/		35		12		750	25	300			15		500	16		16			2	
8 Harrison Samuel C	/			100	45	20		1800	200	300			10		200	30	15	12			2	3
9 Cantwell L. C.	/			80		20		3200	250	600					600	35	30	60			5	
10																						

NEAT CATTLE AND THEIR PRODUCTS.											SHEEP.										SWINE.	POULTRY ON HAND JUNE 1ST, 1880, EXCLUSIVE OF SPRING HATCHING.		EGGS PRODUCED IN 1879.
ON HAND JUNE 1, 1880.			MOVEMENT, 1879.								ON HAND JUNE 1, 1880.	MOVEMENT, 1879.							CLIP, SPRING 1880, SHORN AND TO BE SHORN.		ON HAND JUNE 1, 1880.			
				Cattle of all ages									Sheep and lambs											
Working oxen.	Milch cows.	Other.	Calves dropped.	Purchased.	Sold living.	Slaughtered.	Died, strayed, and stolen, and not recovered.	Milk sold, or sent to butter and cheese factories in 1879.	Butter made on the farm in 1879.	Cheese made on the farm in 1879.		Lambs dropped.	Purchased.	Sold living.	Slaughtered.	Killed by dogs.	Died of disease.	Died of stress of weather.	Fleeces.	Weight.	On hand June 1, 1880.	Barn-yard.	Other.	
No.	No.	No.	No.	No.	No.	No.	No.	Gallons.	Lbs.	Lbs.	No.	No.	No.	No.	No.	No.	No.	No.	No.	Lbs.	No.	No.	No.	Doz.
24	25	26	27	28	29	30	31	32	33	34	35	36	37	38	39	40	41	42	43	44	45	46	47	48
1	/		/						50												5	65		200
2	/	/	/						60												15	200	14	100
3	/		/						75													50	10	50
4	/		/						75												5	14	5	40
5	3		1	3	3		1		200												25			
6																								
7	/		4		/				100												15	50		100
8	2		2	2	2				120												24	200	6	150
9	3		4						420												25	100	6	250
10																								

CEREALS.												PULSE.		FIBER.						SUGAR.						BROOM CORN. 1879.	
BARLEY. 1879.		BUCKWHEAT. 1879.		INDIAN CORN. 1879.		OATS. 1879.		RYE. 1879.		WHEAT. 1879.				FLAX—1879.				HEMP.		SORGHUM—1879.			MAPLE—1879.				
Area.	Crop.	Area.	Crop.	Area.	Crop.	Area.	Crop.	Area.	Crop.	Area.	Crop.	Canada Peas, (Dry), in 1879.	Beans, (Dry) in 1879.	Area in Crop.	Seed.	Straw.	Fiber.			Area in Crop.	Sugar.	Molasses.	Sugar.	Molasses.			
Acres.	Bush.	Acres.	Bush.	Acres.	Bush.	Acres.	Bush.	Acres.	Bush.	Acres.	Bush.	Bush.	Bush.	Acres.	Bush.	Tons.	Lbs.	Acs.	Tns.	Acres.	Lbs.	Galls.	Lbs.	Galls.	Acs.	Lbs.
49	50	51	52	53	54	55	56	57	58	59	60	61	62	63	64	65	66	67	68	69	70	71	72	73	74	75
1				18	800															1/4		20				
2				15	600	3	100			10	100															
3				10	100																					
4				3	120																					
5				16	750																					
6				25	1000	6	300																			
7				25	1000					18	200									1/2		40				
8				50	1500	5	225													1		45				
9				12	600	6	200			10	190															
10																										

HOPS. 1879.		POTATOES, (Irish.) 1879.		POTATOES, (Sweet.) 1879.		TOBACCO. 1879.		ORCHARDS—1879.					NURSERIES.		VINEYARDS.			MARKET GARDENS.	BEES—1879.		FOREST PRODUCTS.	
								APPLE.			PEACH.											
Area.	Crop.	Area.	Crop.	Area.	Crop.	Area.	Crop.	Acres.	Bearing trees.	Bushels. 1879.	Acres.	Bearing trees.	Bushels. 1879.	Total value of orchard products of all kinds sold or consumed.	Acres.	Value of produce sold in 1879.	Acres.	Grapes sold in 1879.	Wine made in 1879.	Value of produce sold in 1879.	Honey.	Wax.	Amount of wood cut in 1879.	Value of all forest products sold or consumed in 1879.
Acres.	Lbs.	Acres.	Bush.	Acres.	Bush.	Acres.	Lbs.	No.	No.	No.	No.	No.	No.	Dollars.	No.	Dollars.	No.	Lbs.	Galls.	Dollars.	Lbs.	Lbs.	Cords.	Dollars.
76	77	78	79	80	81	82	83	84	85	86	87	88	89	90	91	92	93	94	95	96	97	98	99	100
1																							3 1/2	50
2								4	200	50				25							70		60	120
3																							60	120
4								1	25														50	100
5																							20	50
6								1															35	70
7			1/4	20				1/2	200														20	40
8			1/4	5				2	65														25	50
9			1/4	40																			35	70
10																								

D.

[7–306.]

Page No. 4
Supervisor's Dist: No 7
Enumeration Dist: No. 37

NOTE A.—The light dotted perpendicular lines, which divide the spaces intended for numbers on this Schedule, are intended to separate the units, tens, &c., from each other, and the Enumerator should be careful that the figures are written within the small spaces so formed, thus: | | 7 | 4 |, the units in the right-hand small spaces. | 4 | 2 | 1 | | | 3 | 9 |

NOTE B.—Make an affirmative entry by a slanting line (thus /) in one of the three columns 2, 3, and 4, according as the fact is in the case of each farm—in column 2, if the occupier is the owner of the farm; in column 3, if he is the tenant at a fixed money rental; in column 4, if he conducts it for a share of the product.

NOTE C.—Enumerators will observe that there are 100 questions relating to each farm, which are arranged in four successive divisions of each schedule page.

SCHEDULE 2.—Productions of Agriculture in Richmond Tp. in the County of Ray, State of Missouri

enumerated by me on the 3rd day of June, 1880. Leo J Bart,

Enumerator.

OF THE PERSON WHO CONDUCTS THIS FARM.				ACRES OF LAND.				FARM VALUES.			FENCES.		LABOR.			GRASS LANDS.						
	TENURE.			IMPROVED.		UNIMPROVED.										ACREAGE 1879.		PRODUCTS HARVESTED IN 1879.				
THE NAME.	Owner.	Rents for fixed money rental.	Rents for shares of products.	Tilled, including fallow and grass in rotation, (whether pasture or meadow.)	Permanent meadows, permanent pastures, orchards, vineyards.	Woodland and forest.	Other unimproved, including "old fields" not growing wood.	Of farm, including land, fences, and buildings.	Of farming implements and machinery.	Of Live Stock.	Cost of building and repairing in 1879.	Cost of fertilizers purchased in 1879.	Amount paid for wages for farm labor during 1879, including value of board.	Weeks hired labor in 1879 upon farm (and dairy) excluding house-work.	Estimated value of all farm productions (sold, consumed, or on hand) for 1879.	Mown.	Not Mown.	Hay.	Clover Seed.	Grass Seed.	Horses of all ages on hand June 1, 1880.	Mules and Asses, all ages, on hand June 1, 1880.
				No.	No.	No.	No.	Dollars.	Dollars.	Dollars.	Dollars.	Dollars.	Dollars.	No.	Dollars.	Acres.	Acres.	Tons.	Bushels.	Bushels.	No.	No.
1	2	3	4	5	6	7	8	9	10	11	12	13	14	15	16	17	18	19	20	21	22	23
1 Caudill J. F.			/	95				1700	100	300	75		50								4	
2 Ruth L. R.			/	65			60	2500	70	260	50				5000						2	
3 Ogg O. B.	/			120			40	4000	125	150			120		620						1	3
4 Armstrong Sallie B.	/			75		40		1150		400	25				175						1	
5 Trading Pt.	/			80				1350	60	150			72		400						3	1
6 Berk John Q.		/		80				1000		150					100						2	
7 Robinson George M.		/		20		60		1400	20	300					500						1	2
8 Sebia Joseph		/		4				600	20	165					625						2	1
9 Catton R. Dr.	/			220		30		8000	500	1000	100		25		2000	50	40	20			4	5
10 Swafford John		/		90		70		1000	300	235					250						3	1

NEAT CATTLE AND THEIR PRODUCTS.											SHEEP.										SWINE.	POULTRY ON HAND JUNE 1ST, 1880, EXCLUSIVE OF SPRING HATCHING.		EGGS PRODUCED IN 1879.
ON HAND JUNE 1, 1880.			MOVEMENT, 1879.									MOVEMENT, 1879.							CLIP, SPRING 1880, SHORN AND TO BE SHORN.						
				Cattle of all ages									Sheep and lambs											
Working oxen.	Milch cows.	Other.	Calves dropped.	Purchased.	Sold living.	Slaughtered.	Died, strayed, and st len, and not recovered.	Milk sold, or sent to butter and cheese factories in 1879.	Butter made on the farm in 1879.	Cheese made on the farm in 1879.	On hand June 1, 1880.	Lambs dropped.	Purchased.	Sold living.	Slaughtered.	Killed by dogs.	Died of disease.	Died of stress of weather.	Fleeces.	Weight.	On hand June 1, 1880.	Barn-yard.	Other.	
No.	No.	No.	No.	No.	No.	No.	No.	Gallons.	Lbs.	Lbs.	No.	No.	No.	No.	No.	No.	No.	No.	No.	Lbs.	No.	No.	No.	Doz.
24	25	26	27	28	29	30	31	32	33	34	35	36	37	38	39	40	41	42	43	44	45	46	47	48
1																					1	100	10	200
2		1	2	2					200												2	30	3	25
3		3		2			2		250												3	25	4	30
4		3	1	3		16			200												5	150		50
5	2	3		1		2			100												1	48	12	50
6		2		2					150												5	50		15
7		1		3					126												1	30	24	50
8		1		1					100													43		35
9		2		1		1			360		50	25		7			5		50	350	50	48		60
10		2		3		1		3	200		15	7		3					1	75	3	45		75

CEREALS.												PULSE.		FIBER.						SUGAR.					BROOM CORN.	
BARLEY. 1879.		BUCKWHEAT. 1879.		INDIAN CORN. 1879.		OATS. 1879.		RYE. 1879.		WHEAT. 1879.				FLAX—1879.				HEMP.		SORGHUM—1879.			MAPLE—1879.			
Area.	Crop.	Area.	Crop.	Area.	Crop.	Area.	Crop.	Area.	Crop.	Area.	Crop.	Cotton Peas, (Dry.) in 1879.	Beans, (Dry.) in 1879.	Area in Crop.	Seed.	Straw.	Fiber.			Area in Crop.	Sugar.	Molasses.	Sugar.	Molasses.		
Acres.	Bush.	Acres.	Bush.	Acres.	Bush.	Acres.	Bush.	Acres.	Bush.	Acres.	Bush.	Bush.	Bush.	Acres.	Bush.	Tons.	Lbs.	Acs.	Tns.	Acres.	Lbs.	Galls.	Lbs.	Galls.	Acs.	Lbs.
49	50	51	52	53	54	55	56	57	58	59	60	61	62	63	64	65	66	67	68	69	70	71	72	73	74	75
1				50																						
2				40	2200	12	250			7	103									1/4		100				
3				25	1600	10	225	5	50	10	150									1/4		40				
4				40	1000					10	150															
5				50	1600																					
6				50																						
7				40	2000																					
8				85	2500																					
9				85	4000					20	200															
10				50	1200																					

HOPS. 1879.		POTATOES, (Irish.) 1879.		POTATOES, (Sweet.) 1879.		TOBACCO. 1879.		ORCHARDS—1879.						NURSERIES.		VINEYARDS.			MARKET GARDENS.	BEES—1879.		FOREST PRODUCTS.	
								APPLE.			PEACH.												
Area.	Crop.	Area.	Crop.	Area.	Crop.	Area.	Crop.	Acres.	Bearing trees.	Bushels. 1879.	Acres.	Bearing trees.	Bushels. 1879.	Total value of orchard products of all kinds sold or consumed.	Acres.	Value of produce sold in 1879.	Acres.	Grapes sold in 1879.	Wine made in 1879.	Value of produce sold in 1879.	Honey.	Wax.	Amount of wood cut in 1879.	Value of all forest products sold or consumed in 1879.
Acres.	Lbs.	Acres.	Bush.	Acres.	Bush.	Acres.	Lbs.	No.	No.	No.	No.	No.	No.	Dollars.	No.	Dollars.	No.	Lbs.	Galls.	Dollars.	Lbs.	Lbs.	Cords.	Dollars.
76	77	78	79	80	81	82	83	84	85	86	87	88	89	90	91	92	93	94	95	96	97	98	99	100
																							2	50
		1/4	20					2	40												15		2	50
		1/2	35					1																
								1/2																
																					40		10	20
								1	30												50		15	30
								2	60														35	70
		1/4	15					2	50														25	50

[7–306.]

Aged July 30, 1880

A.

Page No. 5
Supervisor's Dist: No.
Enumeration Dist: No. 137

NOTE A.—The light dotted perpendicular lines, which divide the spaces intended for numbers on this Schedule, are intended to separate the units, tens, &c., from each other, and the Enumerator should be careful that the figures are written within the small spaces so formed, thus: 741, 421, 39, the units in the right-hand small spaces.

NOTE B.—Make an affirmative entry by a slanting line (thus /) in one of the three columns 2, 3, and 4, according as the fact is in the case of each farm—in column 2, if the occupier is the owner of the farm; in column 3, if he is the tenant at a fixed money rental; in column 4, if he conducts it for a share of the product.

NOTE C.—Enumerators will observe that there are 100 questions relating to each farm, which are arranged in four successive divisions of each schedule page.

SCHEDULE 2.—Productions of Agriculture in Richmond P.O. in the County of Clay, State of Iowa

enumerated by me on the 3rd & 4th day of June, 1880. Leo H Barr,

Enumerator.

OF THE PERSON WHO CONDUCTS THIS FARM.				ACRES OF LAND.				FARM VALUES.			FENCES.		LABOR.			GRASS LANDS.						
	TENURE.			IMPROVED.		UNIMPROVED.										ACREAGE 1879.		PRODUCTS HARVESTED IN 1879.				
THE NAME.	Owner.	Rents for fixed money rental.	Rents for shares of products.	Tilled, including fallow and grass in rotation, (whether pasture or meadow.)	Permanent meadows, permanent pastures, orchards, vineyards.	Woodland and forest.	Other unimproved, including "old fields" not growing wood.	Of farm, including land, fences, and buildings.	Of farming implements and machinery.	Of Live Stock.	Cost of building and repairing in 1879.	Cost of fertilizers purchased in 1879.	Amount paid for farm labor during 1879, including value of board.	Weeks hired labor in 1879 upon farm (and dairy) excluding house-work.	Estimated value of all farm productions (sold, consumed, or on hand) for 1879.	Mown.	Not Mown.	Hay.	Clover Seed.	Grass Seed.	Horses of all ages on hand June 1, 1880.	Mules and Asses, all ages, on hand June 1, 1880.
	No.	No.	No.	No.	No.	No.	No.	Dollars.	Dollars.	Dollars.	Dollars.	Dollars.	Dollars.	No.	Dollars.	Acres.	Acres.	Tons.	Bushels.	Bushels.	No.	No.
	1	2	3	4	5	6	7	8	9	10	11	12	13	14	15	16	17	18	19	20	21	22	23
1	Hanna S K	/			80		40		3000	/25	700	50				200	8	10	15			0	1
2	Paige Henry	/		X	900		100		6300	/50	4000	250		225		1000	170	400	140			5	20
3	Waddon			/	15				500	25	265					250						2	
4	Nelson O A			/	30				700	100	300					100						3	4
5	Carlyle Joseph S	/			30		30		800	30	325					150	10		6			5	
6	Johnson Byron	/			50		20		1200	50	300	75				225						7	
7	Hewlett J B			/	100	86			1000	400	320	50		15		500	16		7			4	1
8	Hewlett J B Jr	/			70		70		800	50	300	50				250						2	
9	Williams B F	/			273				6000	450	3900	50		200		600	40	160	20			15	
10	Wells Eldridge	/			40		40		800	50	100	50				200						2	1

NEAT CATTLE AND THEIR PRODUCTS.											SHEEP.								SWINE.	POULTRY ON HAND JUNE 1ST, 1880, EXCLUSIVE OF SPRING HATCHING.		EGGS PRODUCED IN 1879.
ON HAND JUNE 1, 1880.			MOVEMENT, 1879.					Milk sold, or sent to butter and cheese factories in 1879.	Butter made on the farm in 1879.	Cheese made on the farm in 1879.	On hand June 1, 1880.	MOVEMENT, 1879.							CLIP, SPRING 1880, SHORN AND TO BE SHORN.		On hand June 1, 1880.			
				Cattle of all ages								Lambs dropped.	Sheep and lambs										
Working oxen.	Milch cows.	Other.	Calves dropped.	Purchased.	Sold living.	Slaughtered.	Died, strayed, and stolen, and not recovered.						Purchased.	Sold living.	Slaughtered.	Killed by dogs.	Died of disease.	Died of stress of weather.	Fleeces.	Weight.		Barn-yard.	Other.	
No.	No.	No.	No.	No.	No.	No.	No.	Gallons.	Lbs.	Lbs.	No.	No.	No.	No.	No.	No.	No.	No.	No.	Lbs.	No.	No.	No.	Doz.
24	25	26	27	28.	29	30	31	32	33	34	35	36	37	38	39	40	41	42	43	44	45	46	47	48
1	4		6		5				360		37	15							25	130	30	60		100
2	7		10		4				525		450	150		100					300	1500	60	50	50	100
3	1		1						25												5	25	6	20
4	2		1		1		1		65												4	50		50
5	2		1						60		1								1	6	10	24	3	25
6	3	1	2	2	3				100		15	6							9	28	15	30		100
7	2		2	34	34				125												40	30	20	160
8			2																		15	50		200
9	10		10	75	3				300												58	100	7	300
10																					10	50	3	161

CEREALS.												PULSE.		FIBER.						SUGAR.					BROOM CORN. 1879.	
BARLEY. 1879.		BUCKWHEAT. 1879.		INDIAN CORN. 1879.		OATS. 1879.		RYE. 1879.		WHEAT 1879.		Canada Peas, (Dry.) in 1879.	Beans, (Dry.) in 1879.	FLAX—1879.				HEMP.		SORGHUM—1879.			MAPLE—1879.			
Area.	Crop.	Area.	Crop.	Area.	Crop.	Area.	Crop.	Area.	Crop.	Area.	Crop.			Area in Crop.	Seed.	Straw.	Fiber.			Area in Crop.	Sugar.	Molasses.	Sugar.	Molasses.		
Acres.	Bush.	Acres.	Bush.	Acres.	Bush.	Acres.	Bush.	Acres.	Bush.	Acres.	Bush.	Bush.	Bush.	Acres.	Bush.	Tons.	Lbs.	Acs.	Tns.	Acres.	Lbs.	Galls.	Lbs.	Galls.	Acs.	Lbs.
49	50	51	52	53	54	55	56	57	58	59	60	61	62	63	64	65	66	67	68	69	70	71	72	73	74	75
1				60	2000			10	130	12	129															
2		5	30	40	1500	5	50	25	300																	
3				14	300																					
4																										
5				15	625			2	12	7	42									12		25				
6				40	1000															13		12				
7				35	1500					8	100									12		30				
8				20	600	8	100			7	100									12		40				
9				30	2400	20	300			5	35															
10				40	2500															1		10				

HOPS. 1879.		POTATOES, (Irish.) 1879.		POTATOES, (Sweet.) 1879.		TOBACCO. 1879.		ORCHARDS—1879.						NURSERIES.		VINEYARDS.			MARKET GARDENS.	BEES—1879.		FOREST PRODUCTS.	
								APPLE.			PEACH.												
Area.	Crop.	Area.	Crop.	Area.	Crop.	Area.	Crop.	Acres.	Bearing trees.	Bushels. 1879.	Acres.	Bearing trees.	Bushels. 1879.	Total value of orchard products of all kinds sold or consumed.	Acres.	Value of produce sold in 1879.	Acres.	Grapes sold in 1879.	Wine made in 1879.	Value of produce sold in 1879.	Honey.	Wax.	Amount of wood cut in 1879.	Value of all forest products sold or consumed in 1879.
Acres.	Lbs.	Acres.	Bush.	Acres.	Bush.	Acres.	Lbs.	No.	No.	No.	No.	No.	No.	Dollars.	No.	Dollars.	No.	Lbs.	Galls.	Dollars.	Lbs.	Lbs.	Cords.	Dollars.
76	77	78	79	80	81	82	83	84	85	86	87	88	89	90	91	92	93	94	95	96	97	98	99	100
1								2	30														60	120
2								5	65												300		40	90
3																							40	80
4					10		5																17	70
5					12		20	40													250		20	40
6					12		25	1													25		25	70
7					12		25	3															16	25
8					12		25																14	30
9								2													100		20	40
10					12		30																15	30

B.

[7–306.]

Page No. 6
Supervisor's Dist: No. 7
Enumeration Dist: No. 157

NOTE A.—The light dotted perpendicular lines, which divide the spaces intended for numbers on this Schedule, are intended to separate the units, tens, &c., from each other, and the Enumerator should be careful that the figures are written within the small spaces so formed, thus: 7|4, the units in the right-hand small spaces.

NOTE B.—Make an affirmative entry by a slanting line (thus /) in one of the three columns 2, 3, and 4, according as the fact is in the case of each farm—in column 2, if the occupier is the owner of the farm; in column 3, if he is the tenant at a fixed money rental; in column 4, if he conducts it for a share of the product.

NOTE C.—Enumerators will observe that there are 100 questions relating to each farm, which are arranged in four successive divisions of each schedule page.

SCHEDULE 2.—Productions of Agriculture in Richmond Township in the County of Ray, State of Missouri

enumerated by me on the 4th day of June, 1880. Leo Bass,

Enumerator.

OF THE PERSON WHO CONDUCTS THIS FARM.				ACRES OF LAND.				FARM VALUES.			FENCES.		LABOR.			GRASS LANDS.						
	TENURE.			IMPROVED.		UNIMPROVED.										ACREAGE 1879.		PRODUCTS HARVESTED IN 1879.				
THE NAME.	Owners.	Rents for fixed money rental.	Rents for shares of products.	Tilled, including fallow and grass in rotation, (whether pasture or meadow.)	Permanent meadows, permanent pastures, orchards, vineyards.	Woodland and forest.	Other unimproved, including "old fields" not growing wood.	Of farm, including land, fences, and buildings.	Of farming implements and machinery.	Of Live Stock.	Cost of building and repairing in 1879.	Cost of fertilizers purchased in 1879.	Amount paid for wages for farm labor during 1879, including value of board.	Weeks hired labor in 1879 upon farm and dairy; excluding house-work	Estimated value of all farm productions (sold, consumed, or on hand) for 1879.	Mown.	Not Mown.	Hay.	Clover Seed.	Grass Seed.	Horses of all ages on hand June 1, 1880.	Mules and Asses, all ages, on hand June 1, 1880.
				No.	No.	No.	No.	Dollars.	Dollars.	Dollars.	Dollars.	Dollars.	Dollars.	No.	Dollars.	Acres.	Acres.	Tons.	Bushels.	Bushels.	No.	No.
1	2	3	4	5	6	7	8	9	10	11	12	13	14	15	16	17	18	19	20	21	22	23
1 Fisher Harrod			/	60		75		1000	25	250					100						4	
2 Fisher Daniel			/	30		50		700	20	300	28				65						2	
3 Fisher Nathaniel			/	5				100	25	100					25						1	
4 Hood Peter	/			80		40		1000	75	300					250						4	1
5 Cain John Est			/	16				200	25	200					75						1	1
6 Hood John			/	17				200	7	100					75						2	1
7 Hood John A			/	45		75		1000	10	200					150						2	
8 Carr Henry	/			20				300	15	200	30		75		100						2	
9 Carr Henry		/		15				350	10	150	15		20		60						2	
10 Carr Stanley		/		35		10		700	28	250			40		125						3	

NEAT CATTLE AND THEIR PRODUCTS.											SHEEP.										SWINE.	POULTRY ON HAND JUNE 1ST, 1880, EXCLUSIVE OF SPRING HATCHING.		
ON HAND JUNE 1, 1880.			MOVEMENT, 1879.									MOVEMENT, 1879.							CLIP, SPRING 1880, SHORN AND TO BE SHORN.						
				Cattle of all ages									Sheep and lambs											
Working oxen.	Milch cows.	Other.	Calves dropped.	Purchased.	Sold living.	Slaughtered.	Died, strayed, and stolen, and not recovered.	Milk sold or sent to butter and cheese factories in 1879.	Butter made on the farm in 1879.	Cheese made on the farm in 1879.	On hand June 1, 1880.	Lambs dropped.	Purchased.	Sold living.	Slaughtered.	Killed by dogs.	Died of disease.	Died of stress of weather.	Fleeces.	Weight.	On hand June 1, 1880.	Barn-yard.	Other.	Eggs produced in 1879.
No.	No.	No.	No.	No.	No.	No.	No.	Gallons.	Lbs.	Lbs.	No.	No.	No.	No.	No.	No.	No.	No.	No.	Lbs.	No.	No.	No.	Doz.
24	25	26	27	28	29	30	31	32	33	34	35	36	37	38	39	40	41	42	43	44	45	46	47	48
1 4			4	1	1				400												1	25		100
2 2			2	2					200												1	30		200
3 1					2				200												5	10		75
4 1		1	1						350												30	60		100
5 2		1	1						300												3	25		100
6 1			1						150												12	15		70
7 2									225												6	25		100
8 1									150												0	25		100
9 1									150												4	30		100
10 2									275												3	35		200

CEREALS.												PULSE.		FIBER.						SUGAR.					BROOM CORN.	
BARLEY. 1879.		BUCKWHEAT. 1879.		INDIAN CORN. 1879.		OATS. 1879.		RYE. 1879.		WHEAT. 1879.				FLAX—1879.				HEMP.		SORGHUM—1879.			MAPLE—1879.		1879.	
Area.	Crop.	Area.	Crop.	Area.	Crop.	Area.	Crop.	Area.	Crop.	Area.	Crop.	Canada Peas, (Dry.) in 1879.	Beans, (Dry.) in 1879.	Area in Crop.	Seed.	Straw.	Fiber.			Area in Crop.	Sugar.	Molasses.	Sugar.	Molasses.		
Acres.	Bush.	Acres.	Bush.	Acres.	Bush.	Acres.	Bush.	Acres.	Bush.	Acres.	Bush.	Bush.	Bush.	Acres.	Bush.	Tons.	Lbs.	Acs.	Tns.	Acres.	Lbs.	Galls.	Lbs.	Galls.	Acs.	Lbs.
49	50	51	52	53	54	55	56	57	58	59	60	61	62	63	64	65	66	67	68	69	70	71	72	73	74	75
1				30	500	10	75													½		80				
2				20	500	8	60													1		200				
3																										
4				60	1000																					
5				12	360															¼		35				
6				16	600																					
7																										
8				16	620																					
9				10	350																					
10				20	800																					

HOPS. 1879.		POTATOES, (Irish.) 1879.		POTATOES, (Sweet.) 1879.		TOBACCO. 1879.		ORCHARDS—1879.						Total value of orchard products of all kinds sold or consumed.	NURSERIES.		VINEYARDS.			MARKET GARDENS.	BEES—1879.		FOREST PRODUCTS.	
								APPLE.			PEACH.													
Area.	Crop.	Area.	Crop.	Area.	Crop.	Area.	Crop.	Acres.	Bearing trees.	Bushels. 1879.	Acres.	Bearing trees.	Bushels. 1879.		Acres.	Value of produce sold in 1879.	Acres.	Grapes sold in 1879.	Wine made in 1879.	Value of produce sold in 1879.	Honey.	Wax.	Amount of wood cut in 1879.	Value of all forest products sold or consumed in 1879.
Acres.	Lbs.	Acres.	Bush.	Acres.	Bush.	Acres.	Lbs.	No.	No.	No.	No.	No.	No.	Dollars.	No.	Dollars.	No.	Lbs.	Galls.	Dollars.	Lbs.	Lbs.	Cords.	Dollars.
76	77	78	79	80	81	82	83	84	85	86	87	88	89	90	91	92	93	94	95	96	97	98	99	100
		½	10																				20	20
		½	25																					
		½	15																				20	40
								1	60															
		½	25																		200		15	30
		½	12																		100		16	35
		1	50																					
		½	25																					

[7—306.]

Recd July 30. 1880

C.

Page No. 1
Supervisor's Dist: No. 7
Enumeration Dist: No. 37

NOTE A.—The light dotted perpendicular lines, which divide the spaces intended for numbers on this Schedule, are intended to separate the units, tens, &c., from each other, and the Enumerator should be careful that the figures are written within the small spaces so formed, thus: 7|4, the units in the right-hand small spaces. 4|2|1 3|9

NOTE B.—Make an affirmative entry by a slanting line (thus /) in one of the three columns 2, 3, and 4, according as the fact is in the case of each farm—in column 2, if the occupier is the owner of the farm; in column 3, if he is the tenant at a fixed money rental; in column 4, if he conducts it for a share of the product.

NOTE C.—Enumerators will observe that there are 100 questions relating to each farm, which are arranged in four successive divisions of each schedule page.

SCHEDULE 2.—Productions of Agriculture in Richmond P.O. in the County of Ray, State of Missouri

enumerated by me on the 4th & 5th day of June, 1880. Geo J Barr,

Enumerator.

OF THE PERSON WHO CONDUCTS THIS FARM.				ACRES OF LAND.				FARM VALUES.			FENCES.		LABOR.			GRASS LANDS.						
	TENURE.			IMPROVED.		UNIMPROVED.										ACREAGE 1879.		PRODUCTS HARVESTED IN 1879.				
THE NAME.	Owner.	Rents for fixed money rental.	Rents for shares of products.	Tilled, including fallow and grass in rotation, (whether pasture or meadow.)	Permanent meadows, permanent pastures, orchards, vineyards.	Woodland and forest.	Other unimproved, including "old fields" not growing wood.	Of farm, including land, fences, and buildings.	Of farming implements and machinery.	Of Live Stock.	Cost of building and repairing in 1879.	Cost of fertilizers purchased in 1879.	Amount paid for wages for farm labor during 1879, including value of board.	Weeks hired labor in 1879 upon farm (and dairy) excluding house-work.	Estimated value of all farm productions (sold, consumed, or on hand) for 1879.	Mown.	Not Mown.	Hay.	Clover Seed.	Grass Seed.	Horses of all ages on hand June 1, 1880.	Mules and Asses, all ages, on hand June 1, 1880.
				No.	No.	No.	No.	Dollars.	Dollars.	Dollars.	Dollars.	Dollars.	Dollars.	No.	Dollars.	Acres.	Acres.	Tons.	Bushels.	Bushels.	No.	No.
1	2	3	4	5	6	7	8	9	10	11	12	13	14	15	16	17	18	19	20	21	22	23
1 Patton A St	1			40				800	50	160	10				125	35	5	16			2	
2 Hickson Robt			1	35				600	200	75	15		25		100						1	
3 Hickson			1	10				600	25	50					160						1	
4 Rothrock Wm	1			10				250	50	100			150		60						2	
5 Rothrock Jacob	1			90				700	60	250	100		50		75						4	2
6 Milligan Williams	1			40		10		800	10	200					100	40		30			2	
7 Bales Johnson	1			60		50	30	1600	300	600	60				250	35		25			3	1
8 Bales Williams		1		10				250	25	250			10		75						4	
9 Burns Williams		1		15		2		200	25	150					80						2	
10 Taylor George			1	40				400	50	200	50		20		400						4	

NEAT CATTLE AND THEIR PRODUCTS.											SHEEP.									SWINE.	POULTRY ON HAND JUNE 1ST, 1880, EXCLUSIVE OF SPRING HATCHING.		EGGS PRODUCED IN 1879.
ON HAND JUNE 1, 1880.			MOVEMENT, 1879.									MOVEMENT, 1879.							CLIP, SPRING 1880, SHORN AND TO BE SHORN.					
				Cattle of all ages									Sheep and lambs										
Working oxen.	Milch cows.	Other.	Calves dropped.	Purchased.	Sold living.	Slaughtered.	Died, strayed, and stolen, and not recovered.	Milk sold, or sent to butter and cheese factories in 1879.	Butter made on the farm in 1879.	Cheese made on the farm in 1879.	On hand June 1, 1880.	Lambs dropped.	Purchased.	Sold living.	Slaughtered.	Killed by dogs.	Died of disease.	Died of stress of weather.	Fleeces.	Weight.	On hand June 1, 1880.	Barn-yard.	Other.	
No.	No.	No.	No.	No.	No.	No.	No.	Gallons.	Lbs.	Lbs.	No.	No.	No.	No.	No.	No.	No.	No.	No.	Lbs.	No.	No.	No.	Doz.
21	25	26	27	28	29	30	31	32	33	34	35	36	37	38	39	40	41	42	43	44	45	46	47	48
1	1								75													25		70
2	1		1	1					150													14		25
3	1		2	1	1				200												9	12		40
4	1								100															
5	6	25		10					500												30	30		60
6	6		3						600															
7	2		2						200		22	8				1	1		14	75	15	60	30	100
8	2		1						150												8	30		65
9	1				1				125												1	25		30
10	1		1		2				150												10	48		95

CEREALS.												PULSE.		FIBER.						SUGAR.					BROOM CORN. 1879.	
BARLEY. 1879.		BUCKWHEAT. 1879.		INDIAN CORN. 1879.		OATS. 1879.		RYE. 1879.		WHEAT. 1879.				FLAX—1879.				HEMP.		SORGHUM—1879.			MAPLE—1879.			
Area.	Crop.	Area.	Crop.	Area.	Crop.	Area.	Crop.	Area.	Crop.	Area.	Crop.	Canada Peas, (Dry,) in 1879.	Beans, (Dry,) in 1879.	Area in Crop.	Seed.	Straw.	Fiber.			Area in Crop.	Sugar.	Molasses.	Sugar.	Molasses.		
Acres.	Bush.	Acres.	Bush.	Acres.	Bush.	Acres.	Bush.	Acres.	Bush.	Acres.	Bush.	Bush.	Bush.	Acres.	Bush.	Tons.	Lbs.	Acs.	Tns.	Acres.	Lbs.	Galls.	Lbs.	Galls.	Acs.	Lbs.
49	50	51	52	53	54	55	56	57	58	59	60	61	62	63	64	65	66	67	68	69	70	71	72	73	74	75
1				20	800																					
2																										
3																										
4				5	400																					
5																										
6																										
7				25	1000																					
8				20	800																					
9				12	500																					
10				25	1000																					

HOPS. 1879.		POTATOES, (Irish.) 1879.		POTATOES, (Sweet.) 1879.		TOBACCO. 1879.		ORCHARDS—1879.						Total value of orchard products of all kinds sold or consumed.	NURSERIES.		VINEYARDS.			MARKET GARDENS.	BEES—1879.		FOREST PRODUCTS.	
								APPLE.			PEACH.												
Area.	Crop.	Area.	Crop.	Area.	Crop.	Area.	Crop.	Acres.	Bearing trees.	Bushels. 1879.	Acres.	Bearing trees.	Bushels. 1879.		Acres.	Value of produce sold in 1879.	Acres.	Grapes sold in 1879.	Wine made in 1879.	Value of produce sold in 1879.	Honey.	Wax.	Amount of wood cut in 1879.	Value of all forest products sold or consumed in 1879.
Acres.	Lbs.	Acres.	Bush.	Acres.	Bush.	Acres.	Lbs.	No.	No.	No.	No.	No.	No.	Dollars.	No.	Dollars.	No.	Lbs.	Galls.	Dollars.	Lbs.	Lbs.	Cords.	Dollars.
76	77	78	79	80	81	82	83	84	85	86	87	88	89	90	91	92	93	94	95	96	97	98	99	100
1																							10	20
2								2	70														15	30
3											4	145												
4								10												10				
5																							15	30
6																								
7			1	60				3	60														30	60
8																							10	35
9																							10	25
10			10	25																			20	50

D.

[7–306.]

Page No. 8
Supervisor's Dist: No. 7
Enumeration Dist: No. 137

NOTE A.—The light dotted perpendicular lines, which divide the spaces intended for numbers on this Schedule, are intended to separate the units, tens, &c., from each other, and the Enumerator should be careful that the figures are written within the small spaces so formed, thus: | | 7 | 4 |, the units in the right-hand small spaces. | | 4 | 2 | 1 | | | 3 | 9 |

NOTE B.—Make an affirmative entry by a slanting line (thus /) in one of the three columns 2, 3, and 4, according as the fact is in the case of each farm—in column 2, if the occupier is the owner of the farm; in column 3, if he is the tenant at a fixed money rental; in column 4, if he conducts it for a share of the product.

NOTE C.—Enumerators will observe that there are 100 questions relating to each farm, which are arranged in four successive divisions of each schedule page.

SCHEDULE 2.—Productions of Agriculture in Richmond Tp in the County of Ray, State of Mississippi

enumerated by me on the 5th & 7th day of June, 1880. Lee Porter,

Enumerator.

OF THE PERSON WHO CONDUCTS THIS FARM.				ACRES OF LAND.				FARM VALUES.			FENCES.		LABOR.			GRASS LANDS.						
	TENURE.			IMPROVED.		UNIMPROVED.										ACREAGE 1879.		PRODUCTS HARVESTED IN 1879.				
THE NAME.	Owner.	Rents for fixed money rental.	Rents for shares of products.	Tilled, including fallow and grass in rotation, (whether pasture or meadow.)	Permanent meadows, permanent pastures, orchards, vineyards.	Woodland and forest.	Other unimproved, including "old fields" not grazing wood.	Of farm, including land, fences, and buildings.	Of farming implements and machinery.	Of Live Stock.	Cost of building and repairing in 1879.	Cost of fertilizers purchased in 1879.	Amount paid for wages for farm labor during 1879, including value of board.	Weeks hired labor in 1879 upon farm (and dairy) excluding house-work.	Estimated value of all farm productions (sold, consumed, or on hand) for 1879.	Mown.	Not Mown.	Hay.	Clover Seed.	Grass Seed.	Horses of all ages on hand June 1, 1880.	Mules and Asses, all ages, on hand June 1, 1880.
				No.	No.	No.	No.	Dollars.	Dollars.	Dollars.	Dollars.	Dollars.	Dollars.	No.	Dollars.	Acres.	Acres.	Tons.	Bushels.	Bushels.	No.	No.
1	2	3	4	5	6	7	8	9	10	11	12	13	14	15	16	17	18	19	20	21	22	23
1 Eckaffer John		1		5				175	10	75					25							
2 Hall Silas	1			130		100		2300	8	200	100		65		200						4	
3 Ford James T	1					20		350	10	100	25				80	11		5			3	
4 Ford James	1			71				2000	75	600	200				150	11		5			3	
5 Gamble G. Jas			1	60		25		1000	50	200					175	6		4			4	2
6 Sides Christopher S.	1			50		30		700	25	100					500						2	
7 Rice John	1			100		100		2000	350	400					150						5	6
8 Back John	1			100		100		1500	150	250					200	20	20	15			5	
9 Ford Jacob F.	1			11				300	25	100	25				50							
10 Hall John S.	1			25		2		1100	100	50					50						1	

NEAT CATTLE AND THEIR PRODUCTS.											SHEEP.										SWINE.	POULTRY ON HAND JUNE 1ST, 1880, EXCLUSIVE OF SPRING HATCHING.		EGGS PRODUCED IN 1879.
ON HAND JUNE 1, 1880.			MOVEMENT, 1879.									MOVEMENT, 1879.							CLIP, SPRING 1880, SHORN AND TO BE SHORN.						
			Cattle of all ages									Sheep and lambs												
Working oxen.	Milch cows.	Other.	Calves dropped.	Purchased.	Sold living.	Slaughtered.	Died, strayed, and stolen, and not recovered.	Milk sold, or sent to butter and cheese factories in 1879.	Butter manufactured on farm in 1879.	Cheese made on the farm in 1879.	On hand June 1, 1880.	Lambs dropped.	Purchased.	Sold living.	Slaughtered.	Killed by dogs.	Died of disease.	Died of stress of weather.	Fleeces.	Weight.	On hand June 1, 1880.	Barn-yard.	Other.	
No.	No.	No.	No.	No.	No.	No.	No.	Gallons.	Lbs.	Lbs.	No.	No.	No.	No.	No.	No.	No.	No.	No.	Lbs.	No.	No.	No.	Doz.
24	25	26	27	28	29	30	31	32	33	34	35	36	37	38	39	40	41	42	43	44	45	46	47	48
1	2		1						300												10	4		
2	4	1	3	12	1				300												12	15		
3	1		1						150															
4	3		3						600		58	25			9	4	2	1	36	180	20	35	12	100
5	2		1						300												25	24	7	75
6	4		2						400		1								1	4	12	36	7	75
7	9		2						1000													20		
8	1	2	1						100		10								10	50	15	50	60	250
9	1		1						125												2	30		35
10	1		1						100												1	6		50

CEREALS.												PULSE.		FIBER.						SUGAR.						BROOM CORN.	
BARLEY. 1879.		BUCKWHEAT. 1879.		INDIAN CORN. 1879.		OATS. 1879.		RYE. 1879.		WHEAT. 1879.				FLAX—1879.				HEMP.		SORGHUM—1879.			MAPLE—1879.			1879.	
Area.	Crop.	Area.	Crop.	Area.	Crop.	Area.	Crop.	Area.	Crop.	Area.	Crop.	Canada Peas, (Dry.) in 1879.	Beans, (Dry.) in 1879.	Area in Crop.	Seed.	Straw.	Fiber.			Area in Crop.	Sugar.	Molasses.	Sugar.	Molasses.			
Acres.	Bush.	Acres.	Bush.	Acres.	Bush.	Acres.	Bush.	Acres.	Bush.	Acres.	Bush.	Bush.	Bush.	Acres.	Bush.	Tons.	Lbs.	Acs.	Tns.	Acres.	Lbs.	Galls.	Lbs.	Galls.	Acs.	Lbs.
49	50	51	52	53	54	55	56	57	58	59	60	61	62	63	64	65	66	67	68	69	70	71	72	73	74	75
1																										
2				55	2220																					
3				8	400																					
4				40	1600					16	180															
5				35	1400	5	100																			
6				40	2000																					
7				10	1000																					
8				20	1500																					
9				1	35																					
10																										

HOPS. 1879.		POTATOES, (Irish.) 1879.		POTATOES, (Sweet.) 1879.		TOBACCO. 1879.		ORCHARDS—1879.							NURSERIES.		VINEYARDS.			MARKET GARDENS.	BEES—1879.		FOREST PRODUCTS.	
								APPLE.			PEACH.			Total value of orchard products of all kinds sold or consumed.										
Area.	Crop.	Area.	Crop.	Area.	Crop.	Area.	Crop.	Acres.	Bearing trees.	Bushels. 1879.	Acres.	Bearing trees.	Bushels. 1879.		Acres.	Value of produce sold in 1879.	Acres.	Grapes sold in 1879.	Wine made in 1879.	Value of produce sold in 1879.	Honey.	Wax.	Amount of wood cut in 1879.	Value of all forest products sold or consumed in 1879.
Acres.	Lbs.	Acres.	Bush.	Acres.	Bush.	Acres.	Lbs.	No.	No.	No.	No.	No.	No.	Dollars.	No.	Dollars.	No.	Lbs.	Galls.	Dollars.	Lbs.	Lbs.	Cords.	Dollars.
76	77	78	79	80	81	82	83	84	85	86	87	88	89	90	91	92	93	94	95	96	97	98	99	100
1		1/2	25																				20	40
2		1/2	30					3	200														30	60
3																							40	70
4		1/4	10					2	40												25		30	60
5		1/2	35					3	150														40	95
6		1/2	20	1				1	25															
7																								
8		1	40					5	400								1/2				100		60	125
9		1	35					1/2															30	150
10																							35	90

decd July 30, 1880

[7—306.]

A.

Page No. 9
Supervisor's Dist: No. 7
Enumeration Dist: No. 237

NOTE A.—The light dotted perpendicular lines, which divide the spaces intended for numbers on this Schedule, are intended to separate the units, tens, &c., from each other, and the Enumerator should be careful that the figures are written within the small spaces so formed, thus: | | 7 | 4 |, the units in the right-hand small spaces. | | 4 | 2 | 1 | | | 3 | 9 |

NOTE B.—Make an affirmative entry by a slanting line (thus /) in one of the three columns 2, 3, and 4, according as the fact is in the case of each farm—in column 2, if the occupier is the owner of the farm; in column 3, if he is the tenant at a fixed money rental; in column 4, if he conducts it for a share of the product.

NOTE C.—Enumerators will observe that there are 100 questions relating to each farm, which are arranged in four successive divisions of each schedule page.

SCHEDULE 2.—Productions of Agriculture in Richmond Twp. in the County of Ray, State of Missouri

enumerated by me on the 7th day of June, 1880. Lee J. Baird

Enumerator.

OF THE PERSON WHO CONDUCTS THIS FARM.				ACRES OF LAND.				FARM VALUES.			FENCES.		LABOR.			GRASS LANDS.						
	TENURE.			IMPROVED.		UNIMPROVED.										ACREAGE 1879.		PRODUCTS HARVESTED IN 1879.				
THE NAME.	Owner.	Rents for fixed money rental.	Rents for shares of products.	Tilled, including fallow and grass in rotation, (whether pasture or meadow.)	Permanent meadows, permanent pastures, orchards, vineyards.	Woodland and forest.	Other unimproved, including "old fields" not growing wood.	Of farm, including land, fences, and buildings.	Of farming implements and machinery.	Of Live Stock.	Cost of building and repairing in 1879.	Cost of fertilizers purchased in 1879.	Amount paid for wages for farm labor during 1879, including value of board.	Weeks hired labor in 1879 upon farm (and dairy) excluding house-work.	Estimated value of all farm productions (sold, consumed, or on hand) for 1879.	Mown.	Not Mown.	Hay.	Clover Seed.	Grass Seed.	Horses of all ages on hand June 1, 1880.	Mules and Asses, all ages, on hand June 1, 1880.
				No.	No.	No.	No.	Dollars.	Dollars.	Dollars.	Dollars.	Dollars.	Dollars.	No.	Dollars.	Acres.	Acres.	Tons.	Bushels.	Bushels.	No.	No.
1	2	3	4	5	6	7	8	9	10	11	12	13	14	15	16	17	18	19	20	21	22	23
1 Elder C B	/			10			5	250	25	600					100						3	
2 Elder C B	/			07			21	250	10	100					50	2		2			3	
3 Elder D F	/			37			3	280	25	200					150						3	
4 Culbertson S F	/			15				500	100	300			25		50						2	
5 Cleveden H	/			20		20		400	50	150					75						3	1
6 Hendrix C B		/		05				300	20	105					75						1	
7 Stone R A	/			12		28		500	30	100					75						1	
8 Stone C A		/		100		40		1500	250	570					350	20		15			1	
9 Stone B	/			90				1600	300	1500					600	6		6			6	
10 Hendrix Isaac B	/			40		15		700	60	250	25	15			250						6	3

NEAT CATTLE AND THEIR PRODUCTS.											SHEEP.										SWINE.	POULTRY ON HAND JUNE 1ST, 1880, EXCLUSIVE OF SPRING HATCHING.		EGGS PRODUCED IN 1879.
ON HAND JUNE 1, 1880.			MOVEMENT, 1879.								MOVEMENT, 1879.								CLIP, SPRING 1880, SHORN AND TO BE SHORN.					
				Cattle of all ages									Sheep and lambs											
Working oxen.	Milch cows.	Other.	Calves dropped.	Purchased.	Sold living.	Slaughtered.	Died, strayed, and stolen, and not recovered.	Milk sold, or sent to butter and cheese factories in 1879.	Butter made on the farm in 1879.	Cheese made on the farm in 1879.	On hand June 1, 1880.	Lambs dropped.	Purchased.	Sold living.	Slaughtered.	Killed by dogs.	Died of disease.	Died of stress of weather.	Fleeces.	Weight.	On hand June 1, 1880.	Barn-yard.	Other.	Eggs produced in 1879.
No.	No.	No.	No.	No.	No.	No.	No.	Gallons.	Lbs.	Lbs.	No.	No.	No.	No.	No.	No.	No.	No.	No.	Lbs.	No.	No.	No.	Doz.
24	25	26	27	28	29	30	31	32	33	34	35	36	37	38	39	40	41	42	43	44	45	46	47	48
1	/								200												1	20		50
2	/								200												1	20		40
3	/								250												1	30		30
4	/		/						250												1	50		200
5	/								250												1	25		25
6	2		/						372		4	2							4	80	1	12		50
7	/								200												1	60		100
8	2	1	2						300		30	14				1	1	1	30	150	1	100		200
9	4	1	3		1				500		24	8				2			24	120	2	25		100
10	1								200												3	24		100

CEREALS.												PULSE.		FIBER.						SUGAR.						BROOM CORN. 1879.	
BARLEY. 1879.		BUCKWHEAT. 1879.		INDIAN CORN. 1879.		OATS. 1879.		RYE. 1879.		WHEAT 1879.		Canada Peas. (Dry.) in 1879.	Beans. (Dry.) in 1879.	FLAX—1879.				HEMP.		SORGHUM—1879.			MAPLE—1879.				
Area.	Crop.	Area.	Crop.	Area.	Crop.	Area.	Crop.	Area.	Crop.	Area.	Crop.			Area in Crop.	Seed.	Straw.	Fiber.			Area in Crop.	Sugar.	Molasses.	Sugar.	Molasses.			
Acres.	Bush.	Acres.	Bush.	Acres.	Bush.	Acres.	Bush.	Acres.	Bush.	Acres.	Bush.	Bush.	Bush.	Acres.	Bush.	Tons.	Lbs.	Acs.	Tns.	Acres.	Lbs.	Galls.	Lbs.	Galls.	Acs.	Lbs.
49	50	51	52	53	54	55	56	57	58	59	60	61	62	63	64	65	66	67	68	69	70	71	72	73	74	75
1				10	300																					
2				3	350																					
3				40	800																					
4				15	300																					
5				14	400	4	240																			
6				10	3600																					
7				5	200																					
8				40	1600	1	25			40	260															
9				33	2000	5	200			15	300															
10				10	400																					

HOPS. 1879.		POTATOES, (Irish.) 1879.		POTATOES, (Sweet.) 1879.		TOBACCO. 1879.		ORCHARDS—1879.							NURSERIES.		VINEYARDS.			MARKET GARDENS.	BEES—1879.		FOREST PRODUCTS.	
								APPLE.			PEACH.			Total value of orchard products of all kinds sold or consumed.										
Area.	Crop.	Area.	Crop.	Area.	Crop.	Area.	Crop.	Acres.	Bearing trees.	Bushels. 1879.	Acres.	Bearing trees.	Bushels. 1879.		Acres.	Value of produce sold in 1879.	Acres.	Grapes sold in 1879.	Wine made in 1879.	Value of produce sold in 1879.	Honey.	Wax.	Amount of wood cut in 1879.	Value of all forest products sold or consumed in 1879.
Acres.	Lbs.	Acres.	Bush.	Acres.	Bush.	Acres.	Lbs.	No.	No.	No.	No.	No.	No.	Dollars.	No.	Dollars.	No.	Lbs.	Galls.	Dollars.	Lbs.	Lbs.	Cords.	Dollars.
76	77	78	79	80	81	82	83	84	85	86	87	88	89	90	91	92	93	94	95	96	97	98	99	100
				10	10																		10	20
																							1	10
																							2	40
		1	350																				2	40
		1	60	1/2	25						1/2	60											2	30
		1	350																				1	15
		1	80																		3		2	30
		1/2	200					1/2															2	30
																							3	60

B.

[7–306.]

Page No. 10
Supervisor's Dist: No. 7
Enumeration Dist: No. 15

NOTE A.—The light dotted perpendicular lines, which divide the spaces intended for numbers on this Schedule, are intended to separate the units, tens, &c., from each other, and the Enumerator should be careful that the figures are written within the small spaces so formed, thus: | | 7 | 4 |, the units | | 4 | 2 | 1 | in the right-hand small spaces. | | 3 | 9 |

NOTE B.—Make an affirmative entry by a slanting line (thus /) in one of the three columns 2, 3, and 4, according as the fact is in the case of each farm—in column 2, if the occupier is the owner of the farm; in column 3, if he is the tenant at a fixed money rental; in column 4, if he conducts it for a share of the product.

NOTE C.—Enumerators will observe that there are 100 questions relating to each farm, which are arranged in four successive divisions of each schedule page.

SCHEDULE 2.—Productions of Agriculture in Richwood Twp. in the County of Ray, State of Missouri

enumerated by me on the 7th day of June, 1880. Lee J. Bass, *Enumerator.*

OF THE PERSON WHO CONDUCTS THIS FARM.				ACRES OF LAND.				FARM VALUES.			FENCES.		LABOR.			GRASS LANDS.						
	TENURE.			IMPROVED.		UNIMPROVED.										ACREAGE 1879.		PRODUCTS HARVESTED IN 1879.				
THE NAME.	Owner.	Rents for fixed money rental.	Rents for shares of products.	Tilled, including fallow and grass in rotation, (whether pasture or meadow.)	Permanent meadows, permanent pastures, orchards, vineyards.	Woodland and forest.	Other unimproved, including "old fields" not growing wood.	Of farm, including land, fences, and buildings.	Of farming implements and machinery.	Of Live Stock.	Cost of building and repairing in 1879.	Cost of fertilizers purchased in 1879.	Amount paid for wages for farm labor during 1879, including value of board.	Weeks hired labor in 1879 upon farm (and dairy) excluding house-work	Estimated value of all farm productions (sold, consumed, or on hand) for 1879.	Mown.	Not Mown.	Hay.	Clover Seed.	Grass Seed.	Horses of all ages on hand June 1, 1880.	Mules and Asses, all ages, on hand June 1, 1880.
				No.	No.	No.	No.	Dollars.	Dollars.	Dollars.	Dollars.	Dollars.	Dollars.	No.	Dollars.	Acres.	Acres.	Tons.	Bushels.	Bushels.	No.	No.
1	2	3	4	5	6	7	8	9	10	11	12	13	14	15	16	17	18	19	20	21	22	23
1 Stone Ezekiel	/			50		70		1500	200	500					275	17		10			2	
2 Newlett John	/			120				1200	250	300					300						2	
3 Pollock W R			/	20		30		700	100	200					200						2	
4 Eliot Lyman C	/			20		30		600	250	150					200						3	
5 Duvall Thomas			/	7		1		400	25	100					120						1	
6 Perkins Parthena	/			20		20		500	20	50					60						1	
7 Rodgers Chas	/			20				200	10	50					120						1	
8 Sullards Cyrus	/		/	10				150	5	30					50						1	
9 Hanson Wm	/			3				80	10	20					30						1	
10 Frank Geo	/			6				100	5	50					70						1	

NEAT CATTLE AND THEIR PRODUCTS.											SHEEP.										SWINE.	POULTRY ON HAND JUNE 1st, 1880, EXCLUSIVE OF SPRING HATCHING.		EGGS PRODUCED IN 1879.
ON HAND JUNE 1, 1880.			MOVEMENT, 1879.									MOVEMENT, 1879.							CLIP, SPRING 1880, SHORN AND TO BE SHORN.					
				Cattle of all ages									Sheep and lambs											
Working oxen.	Milch cows.	Other.	Calves dropped.	Purchased.	Sold living.	Slaughtered.	Died, strayed, and stolen, and not recovered.	Milk sold, or sent to butter and cheese factories in 1879.	Butter made on the farm in 1879.	Cheese made on the farm in 1879.	On hand June 1, 1880.	Lambs dropped.	Purchased.	Sold living.	Slaughtered.	Killed by dogs.	Died of disease.	Died of stress of weather.	Fleeces.	Weight.	On hand June 1, 1880.	Barnyard.	Other.	
No.	No.	No.	No.	No.	No.	No.	No.	Gallons.	Lbs.	Lbs.	No.	No.	No.	No.	No.	No.	No.	No.	No.	Lbs.	No.	No.	No.	Doz.
24	25	26	27	28	29	30	31	32	33	34	35	36	37	38	39	40	41	42	43	44	45	46	47	48
1 8	3	1	4		1				250												25	60		100
2	1		1	32	30				220												14	20		50
3	3		2	4					400		15						2		13	65	20	25		70
4	1	1	1	1					200												7	20		60
5	1		1				1		200												8	25		100
6	1		1				1		150												3	25		50
7	1								200												12	10		20
8	1		1																		3	2		20
9	1								150												17	20		70
10	1	1	1						50												1	12		50

CEREALS.												PULSE.		FIBER.						SUGAR.						BROOM CORN.	
BARLEY. 1879.		BUCKWHEAT. 1879.		INDIAN CORN. 1879.		OATS. 1879.		RYE. 1879.		WHEAT. 1879.				FLAX—1879.				HEMP.		SORGHUM—1879.			MAPLE—1879.			1879.	
Area.	Crop.	Area.	Crop.	Area.	Crop.	Area.	Crop.	Area.	Crop.	Area.	Crop.	Canada Peas. (Dry.) in 1879.	Beans. (Dry.) in 1879.	Area in Crop.	Seed.	Straw.	Fiber.			Area in Crop.	Sugar.	Molasses.	Sugar.	Molasses.			
Acres.	Bush.	Acres.	Bush.	Acres.	Bush.	Acres.	Bush.	Acres.	Bush.	Acres.	Bush.	Bush.	Bush.	Acres.	Bush.	Tons.	Lbs.	Acs.	Tns.	Acres.	Lbs.	Galls.	Lbs.	Galls.	Acs.	Lbs.
49	50	51	52	53	54	55	56	57	58	59	60	61	62	63	64	65	66	67	68	69	70	71	72	73	74	75
1				28	1000	4	150			8	160															
2				30	1200	10	200			7	49															
3				20	1000	3	60			10	24															
4				25	1100	8	60													1/2		20				
5				15	600															1		30				
6				20	800																					
7				15	600																					
8																										
9																										
10																										

HOPS. 1879.		POTATOES. (Irish.) 1879.		POTATOES. (Sweet.) 1879.		TOBACCO. 1879.		ORCHARDS—1879.						NURSERIES.		VINEYARDS.			MARKET GARDENS.	BEES—1879.		FOREST PRODUCTS.	
								APPLE.			PEACH.												
Area.	Crop.	Area.	Crop.	Area.	Crop.	Area.	Crop.	Acres.	Bearing trees.	Bushels. 1879.	Acres.	Bearing trees.	Bushels. 1879.	Total value of orchard products of all kinds sold or consumed.	Acres.	Value of produce sold in 1879.	Acres.	Grapes sold in 1879.	Wine made in 1879.	Value of produce sold in 1879.	Honey.	Wax.	Amount of wood cut in 1879.	Value of all forest products sold or consumed in 1879.
Acres.	Lbs.	Acres.	Bush.	Acres.	Bush.	Acres.	Lbs.	No.	No.	No.	No.	No.	No.	Dollars.	No.	Dollars.	No.	Lbs.	Galls.	Dollars.	Lbs.	Lbs.	Cords.	Dollars.
76	77	78	79	80	81	82	83	84	85	86	87	88	89	90	91	92	93	94	95	96	97	98	99	100
1		1/2	300					1	75														25	50
2		1/2	200																				25	50
3		1/2	200																				20	50
4		1/2	200					1	60														30	30
5		1/	70																				30	60
6		1/	60					1	60														10	15
7		3/	200																					
8		4/	200																				5	10
9		4/	200																					
10		5/	400																				2	5

[7–306.]

Read July 30, 1880

C.

Page No. 11
Supervisor's Dist: No. 7
Enumeration Dist: No. 157

NOTE A.—The light dotted perpendicular lines, which divide the spaces intended for numbers on this Schedule, are intended to separate the units, tens, &c., from each other, and the Enumerator should be careful that the figures are written within the small spaces so formed, thus: | | 7 | 4 |, the units | 4 | 2 | 1 | in the right-hand small spaces. | | 8 | 9 |

NOTE B.—Make an affirmative entry by a slanting line (thus /) in one of the three columns 2, 3, and 4, according as the fact is in the case of each farm—in column 2, if the occupier is the owner of the farm; in column 3, if he is the tenant at a fixed money rental; in column 4, if he conducts it for a share of the product.

NOTE C.—Enumerators will observe that there are 100 questions relating to each farm, which are arranged in four successive divisions of each schedule page.

SCHEDULE 2.—Productions of Agriculture in Richmond Twp. in the County of Ray, State of Missouri

enumerated by me on the 8th day of June, 1880. Leo J Burr,

Enumerator.

OF THE PERSON WHO CONDUCTS THIS FARM.				ACRES OF LAND.				FARM VALUES.			FENCES.		LABOR.			GRASS LANDS.						
	TENURE.			IMPROVED.		UNIMPROVED.										ACREAGE 1879.		PRODUCTS HARVESTED IN 1879.				
THE NAME.	Owner.	Rents for fixed money rental.	Rents for shares of products.	Tilled, including fallow and grass in rotation, (whether pasture or meadow.)	Permanent meadows, permanent pastures, orchards, vineyards.	Woodland and forest.	Other unimproved, including "and lakes" not growing wood.	Of farm, including land, fences, and buildings.	Of farming implements and machinery.	Of Live Stock.	Cost of building and repairing in 1879.	Cost of fertilizers purchased in 1879.	Amount paid for wages for farm labor during 1879, including value of board.	Weeks hired labor in 1879 upon farm (and dairy) excluding house-work.	Estimated value of all farm productions (sold, consumed, or on hand) for 1879.	Mown.	Not Mown.	Hay.	Clover Seed.	Grass Seed.	Horses of all ages on hand June 1, 1880.	Mules and Asses, all ages, on hand June 1, 1880.
				No.	No.	No.	No.	Dollars.	Dollars.	Dollars.	Dollars.	Dollars.	Dollars.	No.	Dollars.	Acres.	Acres.	Tons.	Bushels.	Bushels.	No.	No.
1	2	3	4	5	6	7	8	9	10	11	12	13	14	15	16	17	18	19	20	21	22	23
1 Rook Deana		/			5			100	10	150					10						1	
2 Cato Calaway		/		20	25			400	50	150					85						2	/
3 Pace Deana C		/			5			100	5	—					15							
4 Sisk Wesley A		/			3			125	5	50					20						1	
5 Middleton London		/			2	4		150	15	50					25						1	
6 Meredith Dorotha		/		10				300	10	100					50						1	
7 Orton Alfred		/		40				700	25	200			25		75						2	
8 Williams Wills B.		/		125		123		2700	300	675			50		350	80		80			2	/
9 Williams C. D.		/		100				5000	250	800			150		800	40		40			8	3
10 Elliot A. S.		/		100		120		4000	100	550			100		300	5		5			3	2

NEAT CATTLE AND THEIR PRODUCTS.											SHEEP.										SWINE.	POULTRY ON HAND JUNE 1ST, 1880, EXCLUSIVE OF SPRING HATCHING.		EGGS PRODUCED IN 1879.
ON HAND JUNE 1, 1880.			MOVEMENT, 1879.					Mills sold, or sent to butter and cheese factories in 1879.	Butter made on the farm in 1879.	Cheese made on the farm in 1879.	On hand June 1, 1880.	MOVEMENT, 1879.							CLIP, SPRING 1880, SHORN AND TO BE SHORN.					
			Cattle of all ages									Lambs dropped.	Sheep and lambs						Fleeces.	Weight.	On hand June 1, 1880.	Farm-yard.	Other.	
Working oxen.	Milch cows.	Other.	Calves dropped.	Purchased.	Sold living.	Slaughtered.	Died, strayed, and stolen, and not recovered.						Purchased.	Sold living.	Slaughtered.	Killed by dogs.	Died of disease.	Died of stress of weather.						
No.	No.	No.	No.	No.	No.	No.	No.	Gallons.	Lbs.	Lbs.	No.	No.	No.	No.	No.	No.	No.	No.	No.	Lbs.	No.	No.	No.	Doz.
24	25	26	27	28	29	30	31	32	33	34	35	36	37	38	39	40	41	42	43	44	45	46	47	48
1																					3	24		100
2																					2	20		70
3																					1	6		24
4																						15		50
5			1							175											2	25		100
6		1		1																	8	10		50
7		1	1				2			200											10	34		150
8		22		16	16	100		2		2000											20	25		100
9		35	2	3	5	60	2	2		700											25	36		150
10		4		20	26			2		800											20	30		175

CEREALS.												PULSE.		FIBER.						SUGAR.					BROOM CORN. 1879.	
BARLEY. 1879.		BUCKWHEAT. 1879.		INDIAN CORN. 1879.		OATS. 1879.		RYE. 1879.		WHEAT. 1879.		Canada Peas, (Dry.) in 1879.	Beans, (Dry.) in 1879.	FLAX—1879.				HEMP.		SORGHUM—1879.			MAPLE—1879.			
Area.	Crop.	Area.	Crop.	Area.	Crop.	Area.	Crop.	Area.	Crop.	Area.	Crop.			Area in Crop.	Seed.	Straw.	Fiber.			Area in Crop.	Sugar.	Molasses.	Sugar.	Molasses.		
Acres.	Bush.	Acres.	Bush.	Acres.	Bush.	Acres.	Bush.	Acres.	Bush.	Acres.	Bush.	Bush.	Bush.	Acres.	Bush.	Tons.	Lbs.	Acs.	Tns.	Acres.	Lbs.	Galls.	Lbs.	Galls.	Acs.	Lbs.
49	50	51	52	53	54	55	56	57	58	59	60	61	62	63	64	65	66	67	68	69	70	71	72	73	74	75
1																										
2				12	480																					
3				1	50																					
4																										
5				2	80																					
6				1	20																					
7				18	700																					
8				40	1600	20	400			20	240															
9				40	1700	10	225			10	200															
10				24	1600	5	100			10	120															

HOPS. 1879.		POTATOES, (Irish.) 1879.		POTATOES, (Sweet.) 1879.		TOBACCO. 1879.		ORCHARDS—1879.						NURSERIES.		VINEYARDS.			MARKET GARDENS.	BEES—1879.		FOREST PRODUCTS.	
								APPLE.			PEACH.												
Area.	Crop.	Area.	Crop.	Area.	Crop.	Area.	Crop.	Acres.	Bearing trees.	Bushels. 1879.	Acres.	Bearing trees.	Bushels. 1879.	Total value of orchard products of all kinds sold or consumed.	Acres.	Value of produce sold in 1879.	Acres.	Grapes sold in 1879.	Wine made in 1879.	Value of produce sold in 1879.	Honey.	Wax.	Amount of wood cut in 1879.	Value of all forest products sold or consumed in 1879.
Acres.	Lbs.	Acres.	Bush.	Acres.	Bush.	Acres.	Lbs.	No.	No.	No.	No.	No.	No.	Dollars.	No.	Dollars.	No.	Lbs.	Galls.	Dollars.	Lbs.	Lbs.	Cords.	Dollars.
76	77	78	79	80	81	82	83	84	85	86	87	88	89	90	91	92	93	94	95	96	97	98	99	100
1		1	15																				10	20
2		1	60																				85	170
3		12	210																					
4		1	100																				15	30
5		12	150																				20	40
6		2	100																				30	60
7		14	175																				175	350
8		14	210					4	75														220	440
9		1	50					23	150														30	60
10		2	75																				40	75

B.

[7—306.]

Page No. A
Supervisor's Dist: No. 7
Enumeration Dist: No. 25

NOTE A.—The light dotted perpendicular lines, which divide the spaces intended for numbers on this Schedule, are intended to separate the units, tens, &c., from each other, and the Enumerator should be careful that the figures are written within the small spaces so formed, thus: | | 7 | 4 |, the units in the right-hand small spaces. | | 4 | 2 | 1 | | | 3 | 9 |

NOTE B.—Make an affirmative entry by a slanting line (thus /) in one of the three columns 2, 3, and 4, according as the fact is in the case of each farm—in column 2, if the occupier is the owner of the farm; in column 3, if he is the tenant at a fixed money rental; in column 4, if he conducts it for a share of the product.

NOTE C.—Enumerators will observe that there are 100 questions relating to each farm, which are arranged in four successive divisions of each schedule page.

SCHEDULE 2.—Productions of Agriculture in Richmond Twp. in the County of Ray, State of Missouri

enumerated by me on the 7th day of June, 1880. Leo J. Ward,

Enumerator.

OF THE PERSON WHO CONDUCTS THIS FARM.				ACRES OF LAND.				FARM VALUES.			FENCES.		LABOR.			GRASS LANDS.						
	TENURE.			IMPROVED.		UNIMPROVED.										ACREAGE 1879.		PRODUCTS HARVESTED IN 1879.				
THE NAME.	Owner.	Rents for fixed money rental.	Rents for shares of products.	Tilled, including fallow and grass in rotation, (whether pasture or meadow.)	Permanent meadows, permanent pastures, orchards, vineyards.	Woodland and forest.	Other unimproved, including "old fields" not growing wood.	Of farm, including land, fences, and buildings.	Of farming implements and machinery.	Of Live Stock.	Cost of building and repairing in 1879.	Cost of fertilizers purchased in 1879.	Amount paid for wages for farm labor during 1879, including value of board.	Weeks hired labor in 1879 upon farm (and dairy) exclusive of house-work	Estimated value of all farm productions (sold, consumed, or on hand) for 1879.	Mown.	Not Mown.	Hay.	Clover Seed.	Grass Seed.	Horses of all ages on hand June 1, 1880.	Mules and Asses, all ages, on hand June 1, 1880.
				No.	No.	No.	No.	Dollars.	Dollars.	Dollars.	Dollars.	Dollars.	Dollars.	No.	Dollars.	Acres.	Acres.	Tons.	Bushels.	Bushels.	No.	No.
1	2	3	4	5	6	7	8	9	10	11	12	13	14	15	16	17	18	19	20	21	22	23
1 Stone Ezekiel	/			50		70		1500	200	600					225	14		20			2	1
2 Bartlett John	/			120				1200	250	300					310						2	1
3 Pollock D F			/	20		30		700	100	400					250						2	
4 Eifert Leonard	/			20		30		600	150	150					200						3	
5 Arnold Thomas			/	10		10		400	25	100					120						1	
6 Perkins Perkins	/			20		20		500	20	50					60						1	
7 Adams Olin	/			20				200	10	50					125						1	
8 Sullards Esau	/			10				150	5	30					30						1	
9 Rawson Jane	/			5				80	10	20					30						1	
10 Frank George	/			5				100	5	50					50						1	

NEAT CATTLE AND THEIR PRODUCTS.											SHEEP.										SWINE.	POULTRY ON HAND JUNE 1st, 1880, EXCLUSIVE OF SPRING HATCHING.		
ON HAND JUNE 1, 1880.			MOVEMENT, 1879.								ON HAND JUNE 1, 1880.	MOVEMENT, 1879.							CLIP, SPRING 1880, SHORN AND TO BE SHORN.						EGGS PRODUCED IN 1879.
			Calves dropped.	Cattle of all ages				Milk sold or sent to butter and cheese factories in 1879.	Butter made on the farm in 1879.	Cheese made on the farm in 1879.		Lambs dropped.	Sheep and lambs						Fleeces.	Weight.	On hand June 1, 1880.			
Working oxen.	Milch cows.	Other.		Purchased.	Sold living.	Slaughtered.	Died, strayed, and stolen, and not recovered.						Purchased.	Sold living.	Slaughtered.	Killed by dogs.	Died of disease.	Died of stress of weather.				Barn-yard.	Other.	
No.	No.	No.	No.	No.	No.	No.	No.	Gallons.	Lbs.	Lbs.	No.	No.	No.	No.	No.	No.	No.	No.	No.	Lbs.	No.	No.	No.	Doz.
24	25	26	27	28	29	30	31	32	33	34	35	36	37	38	39	40	41	42	43	44	45	46	47	48
1 8	3	1	4		1				250												25	60		100
2	1		1	32	30				200												14	20		50
3	3		2	4					400		15						2		13	65	20	25		70
4	1	1	1						200												7	20		60
5	1		1				1		200												8	25		100
6	1		1				1		170												7	175		50
7	1		1						200												2	10		20
8	1																				3	4		12
9	1								150												5	20		70
10	1								50												1	2		40

CEREALS.												PULSE.		FIBER.						SUGAR.					BROOM CORN.	
BARLEY. 1879.		BUCKWHEAT. 1879.		INDIAN CORN. 1879.		OATS. 1879.		RYE. 1879.		WHEAT. 1879.				FLAX—1879.				HEMP.		SORGHUM—1879.			MAPLE—1879.		1879.	
Area.	Crop.	Area.	Crop.	Area.	Crop.	Area.	Crop.	Area.	Crop.	Area.	Crop.	Canada Peas, (Dpcs.) in 1879.	Beans, (Dpcs.) in 1879.	Area in Crop.	Seed.	Straw.	Fiber.			Area in Crop.	Sugar.	Molasses.	Sugar.	Molasses.		
Acres.	Bush.	Acres.	Bush.	Acres.	Bush.	Acres.	Bush.	Acres.	Bush.	Acres.	Bush.	Bush.	Bush.	Acres.	Bush.	Tons.	Lbs.	Acs.	Tns.	Acres.	Lbs.	Galls.	Lbs.	Galls.	Acs.	Lbs.
49	50	51	52	53	54	55	56	57	58	59	60	61	62	63	64	65	66	67	68	69	70	71	72	73	74	75
1				28	1000	4	150			8	160															
2				30	1200	10	200			7	79															
3				2	100	3	60			10	24															
4				25	1100	3	60													1/2		20				
5				15	600															1		30				
6				20	500																					
7				15	600																					
8																										
9																										
10																										

HOPS. 1879.		POTATOES, (Irish.) 1879.		POTATOES, (Sweet.) 1879.		TOBACCO. 1879.		ORCHARDS—1879.						NURSERIES.		VINEYARDS.			MARKET GARDENS.	BEES—1879.		FOREST PRODUCTS.	
								APPLE.			PEACH.												
Area.	Crop.	Area.	Crop.	Area.	Crop.	Area.	Crop.	Acres.	Bearing trees.	Bushels. 1879.	Acres.	Bearing trees.	Bushels. 1879.	Total value of orchard products of all kinds sold or consumed.	Acres.	Value of products sold in 1879.	Acres.	Grapes sold in 1879.	Wine made in 1879.	Value of produce sold in 1879.	Honey.	Wax.	Amount of wood cut in 1879.	Value of all forest products sold or consumed in 1879.
Acres.	Lbs.	Acres.	Bush.	Acres.	Bush.	Acres.	Lbs.	No.	No.	No.	No.	No.	No.	Dollars.	No.	Dollars.	No.	Lbs.	Galls.	Dollars.	Lbs.	Lbs.	Cords.	Dollars.
76	77	78	79	80	81	82	83	84	85	86	87	88	89	90	91	92	93	94	95	96	97	98	99	100
1		1/2	30					1	20														20	30
2		1/2	20																				25	50
3		1/2	20																				20	30
4		1/2	20					1	60														20	20
5		1	70																				30	60
6		1	60					1	50														10	15
7		3	200																					
8		4	250																				05	10
9		4	300																					
10		8	400																				2	5

[7–306.]

Read July 30, 1880

C.

Page No. 11
Supervisor's Dist: No. 7
Enumeration Dist: No. 157

NOTE A.—The light dotted perpendicular lines, which divide the spaces intended for numbers on this Schedule, are intended to separate the units, tens, &c., from each other, and the Enumerator should be careful that the figures are written within the small spaces so formed, thus: | 7 | 4 |, the units | 4 | 2 | 1 | in the right-hand small spaces. | 3 | 9 |

NOTE B.—Make an affirmative entry by a slanting line (thus /) in one of the three columns 2, 3, and 4, according as the fact is in the case of each farm—in column 2, if the occupier is the owner of the farm; in column 3, if he is the tenant at a fixed money rental; in column 4, if he conducts it for a share of the product.

NOTE C.—Enumerators will observe that there are 100 questions relating to each farm, which are arranged in four successive divisions of each schedule page.

SCHEDULE 2.—Productions of Agriculture in Richmond Twp in the County of Ray, State of Missouri

enumerated by me on the 8th day of June, 1880. Leo J Bard

Enumerator.

OF THE PERSON WHO CONDUCTS THIS FARM.				ACRES OF LAND.				FARM VALUES.			FENCES.		LABOR.			GRASS LANDS.						
	TENURE.			IMPROVED.		UNIMPROVED.										ACREAGE 1879.		PRODUCTS HARVESTED IN 1879.				
THE NAME.	Owner.	Rents for fixed money rental.	Rents for shares of products.	Tilled, including fallow and grass in rotation. (whether pasture or meadow.)	Permanent meadows, permanent pastures, orchards, vineyards.	Woodland and forest.	Other unimproved, including "old fields" not growing wood.	Of farm, including land, fences, and buildings.	Of farming implements &c. machinery.	Of Live Stock.	Cost of building and repairing in 1879.	Cost of fertilizers purchased in 1879.	Amount paid for wages for farm labor during 1879, including value of board.	Weeks hired labor in 1879 upon farm (and dairy) excluding house-work.	Estimated value of all farm productions (sold, consumed, or on hand) for 1879.	Mown.	Not Mown.	Hay.	Clover Seed.	Grass Seed.	Horses of all ages on hand June 1, 1880.	Mules and Asses, all ages, on hand June 1, 1880.
				No.	No.	No.	No.	Dollars.	Dollars.	Dollars.	Dollars.	Dollars.	Dollars.	No.	Dollars.	Acres.	Acres.	Tons.	Bushels.	Bushels.	No.	No.
1	2	3	4	5	6	7	8	9	10	11	12	13	14	15	16	17	18	19	20	21	22	23
1		/			5			100	10	150					10						3	
2		/		20	25			400	50	150					65						2	/
3		/			3			100	5	7					15							
4		/			3			125	5	50					20						1	
5		/			2	4		150	15	50					25						1	
6			/	10				300	10	100					30						1	
7		/		40				700	25	200			35		70						2	
8		/		120		123		2900	300	675			50		360	80		80			5	/
9	/			100				5000	250	800			100		850	40		40			8	
10	/			100		125		4000	100	350			100		300	0		0			0	

NEAT CATTLE AND THEIR PRODUCTS.											SHEEP.										SWINE.	POULTRY ON HAND JUNE 1ST, 1880, EXCLUSIVE OF SPRING HATCHING.		EGGS PRODUCED IN 1879.
ON HAND JUNE 1, 1880.			MOVEMENT, 1879.										MOVEMENT, 1879.							CLIP, SPRING 1880, SHORN AND TO BE SHORN.					
				Cattle of all ages									Sheep and lambs											
Working oxen.	Milch cows.	Other.	Calves dropped.	Purchased.	Sold living.	Slaughtered.	Died, strayed, and stolen and not recovered.	Milk sold, or sent to butter and cheese factories in 1879.	Butter made on the farm in 1879.	Cheese made on the farm in 1879.	On hand June 1, 1880.	Lambs dropped.	Purchased.	Sold living.	Slaughtered.	Killed by dogs.	Died of disease.	Died of stress of weather.	Fleeces.	Weight.	On hand June 1, 1880.	Barn-yard.	Other.	
No.	No.	No.	No.	No.	No.	No.	No.	Gallons.	Lbs.	Lbs.	No.	No.	No.	No.	No.	No.	No.	No.	No.	Lbs.	No.	No.	No.	Doz.
24	25	26	27	28	29	30	31	32	33	34	35	36	37	38	39	40	41	42	43	44	45	46	47	48
1																					3	24		100 1
2																					2	20		1 2
3																					1	6		2 3
4																						15		50 4
5																					2	25		100 5
6		1		1					125												5	8		30 6
7		1	1				2		200												10	34		150 7
8		22		16	16	100	0		2000												10	21		100 8
9		5	2	3	5	60	2	2	700												20	36		150 9
10		4		26	26			2	800												20	30		100 10

CEREALS.												PULSE.		FIBER.						SUGAR.						BROOM CORN. 1879.	
BARLEY. 1879.		BUCKWHEAT. 1879.		INDIAN CORN. 1879.		OATS. 1879.		RYE. 1879.		WHEAT. 1879.				FLAX—1879.			HEMP.			SORGHUM—1879.			MAPLE—1879.				
Area.	Crop.	Area.	Crop.	Area.	Crop.	Area.	Crop.	Area.	Crop.	Area.	Crop.	Canada Peas, (Dry.) in 1879.	Beans, (Dry.) in 1879.	Area in Crop.	Seed.	Straw.	Fiber.			Area in Crop.	Sugar.	Molasses.	Sugar.	Molasses.			
Acres.	Bush.	Acres.	Bush.	Acres.	Bush.	Acres.	Bush.	Acres.	Bush.	Acres.	Bush.	Bush.	Bush.	Acres.	Bush.	Tons.	Lbs.	Acs.	Tns.	Acres.	Lbs.	Galls.	Lbs.	Gals.	Acs.	Lbs.
49	50	51	52	53	54	55	56	57	58	59	60	61	62	63	64	65	66	67	68	69	70	71	72	73	74	75
1																										
2				12	480																					
3				1	50																					
4																										
5				2	80																					
6				5	200																					
7				18	900																					
8				40	1600	20	400			20	240															
9				40	1700	10	225			10	200															
10				24	1600	5	100			10	150															

HOPS. 1879.		POTATOES, (Irish.) 1879.		POTATOES, (Sweet.) 1879.		TOBACCO. 1879.		ORCHARDS—1879.							NURSERIES.		VINEYARDS.			MARKET GARDENS.	BEES—1879.		FOREST PRODUCTS.	
								APPLE.			PEACH.			Total value of orchard products of all kinds sold or consumed.						Value of produce sold in 1879.			Amount of wood cut in 1879.	Value of all forest products sold or consumed in 1879.
Area.	Crop.	Area.	Crop.	Area.	Crop.	Area.	Crop.	Acres.	Bearing trees.	Bushels. 1879.	Acres.	Bearing trees.	Bushels. 1879.		Acres.	Value of produce sold in 1879.	Acres.	Grapes sold in 1879.	Wine made in 1879.	Value of produce sold in 1879.	Honey.	Wax.		
Acres.	Lbs.	Acres.	Bush.	Acres.	Bush.	Acres.	Lbs.	No.	No.	No.	No.	No.	No.	Dollars.	No.	Dollars.	No.	Lbs.	Galls.	Dollars.	Lbs.	Lbs.	Cords.	Dollars.
76	77	78	79	80	81	82	83	84	85	86	87	88	89	90	91	92	93	94	95	96	97	98	99	100
1		1	50																				0	50 1
2		1	600																				65	70 2
3		1/2	225																					3
4		1	150																				2	150 4
5		1/2	100																				1	40 5
6		2	1000																				3	60 6
7		1/4	75																				15	300 7
8		1/4	200					4	40														20	400 8
9		1	350					3	10														30	600 9
10		2	700																				140	2800 10

D.

[7–306.]

Page No. 12
Supervisor's Dist: No. 7
Enumeration Dist: No. 137

NOTE A.—The light dotted perpendicular lines, which divide the spaces intended for numbers on this Schedule, are intended to separate the units, tens, &c., from each other, and the Enumerator should be careful that the figures are written within the small spaces so formed, thus: 7|4, 4|2|1, 3|9, the units in the right-hand small spaces.

NOTE B.—Make an affirmative entry by a slanting line (thus /) in one of the three columns 2, 3, and 4, according as the fact is in the case of each farm—in column 2, if the occupier is the owner of the farm; in column 3, if he is the tenant at a fixed money rental; in column 4, if he conducts it for a share of the product.

NOTE C.—Enumerators will observe that there are 100 questions relating to each farm, which are arranged in four successive divisions of each schedule page.

SCHEDULE 2.—Productions of Agriculture in Richmond Tp. in the County of Ray, State of Missouri

enumerated by me on the 5th & 9th day of June, 1880. Leo J. Bartz,

Enumerator.

OF THE PERSON WHO CONDUCTS THIS FARM.				ACRES OF LAND.				FARM VALUES.			FENCES.		LABOR.			GRASS LANDS.						
	TENURE.			IMPROVED.		UNIMPROVED.										ACREAGE 1879.		PRODUCTS HARVESTED IN 1879.				
THE NAME.	Owner.	Rents for fixed money rental.	Rents for shares of Products.	Tilled, including fallow and grass in rotation, (whether pasture or meadow.)	Permanent meadows, permanent pastures, orchards, vineyards.	Woodland and forest.	Other unimproved, including "old fields" not growing wood.	Of farm, including land, fences, and buildings.	Of farming implements and machinery.	Of Live Stock.	Cost of building and repairing in 1879.	Cost of fertilizers purchased in 1879.	Amount paid for wages for farm labor during 1879, including value of board.	Weeks hired labor in 1879 upon farm (and dairy) excluding house-work.	Estimated value of all farm productions (sold, consumed, or on hand) for 1879.	Mown.	Not Mown.	Hay.	Clover Seed.	Grass Seed.	Horses of all ages on hand June 1, 1880.	Mules and Asses, all ages, on hand June 1, 1880.
				No.	No.	No.	No.	Dollars.	Dollars.	Dollars.	Dollars.	Dollars.	Dollars.	No.	Dollars.	Acres.	Acres.	Tons.	Bushels.	Bushels.	No.	No.
	2	3	4	5	6	7	8	9	10	11	12	13	14	15	16	17	18	19	20	21	22	23
1 Elliott T. G.	/			15				150		200					250						2	
2 Mabie Thomas	/			80				1600		800	25				4500	25		20			3	
3 Mabie William	/			90		100		2800		750	25		150		6000	200	10	115			7	
4 Gordon Alfred		/		15		2		1650		75					1000						1	
5 Carter Edward	/			35		45		5000		150			25		3500	4		2			2	
6 Bauer Joseph	/			50		10		6000		250	10		30		2000						2	1
7 Buckley Samuel	/			80				9000		200					3500						4	1
8 Cartel Willis	/			40		25		3000		600	25		75		4000	10		7			3	3
9 Fowler John		/		20		10		4000		1300	10				1500						2	
10 Adsee Polly	/			40		40		9000		900					3500	5		4			3	

NEAT CATTLE AND THEIR PRODUCTS.											SHEEP.										SWINE.	POULTRY ON HAND JUNE 1ST, 1880, EXCLUSIVE OF SPRING HATCHING.		EGGS PRODUCED IN 1879.
ON HAND JUNE 1, 1880.			MOVEMENT, 1879.					Milk sold, or sent to butter and cheese factories in 1879.	Butter made on the farm in 1879.	Cheese made on the farm in 1879.	On hand June 1, 1880.	MOVEMENT, 1879.							CLIP, SPRING 1880, SHORN AND TO BE SHORN.		On hand June 1, 1880.			
			Cattle of all ages									Lambs dropped.	Sheep and lambs						Fleeces.	Weight.		Barn-yard.	Other.	
Working oxen.	Milch cows.	Other.	Calves dropped.	Purchased.	Sold living.	Slaughtered.	Died, strayed, and stolen and not recovered.	Gallons.	Lbs.	Lbs.	No.	No.	Purchased.	Sold living.	Slaughtered.	Killed by dogs.	Died of disease.	Died of stress of weather.	No.	Lbs.	No.	No.	No.	Doz.
No.	No.	No.	No.	No.	No.	No.	No.				No.	No.	No.	No.	No.	No.	No.	No.	No.	Lbs.	No.	No.	No.	
24	25	26	27	28	29	30	31	32	33	34	35	36	37	38	39	40	41	42	43	44	45	46	47	48
1 — 1			1				1		200												5	25		125
2 — 3	1		3	9	1	7			500													12		60
3 — 7			4			5	1		600												60	20		125
4 — 1			1	1			1		250													25		100
5 — 1			1						200												8	30		150
6 — 1			1			2			200												10	10		80
7 — 2	1		3	1	3		1		360												3	25		125
8 — 2	1		3		2				225												35	30		150
9 — 1			1						200												10	30		170
10 — 3			2						400		3	3							3	135	15	30		160

CEREALS.												PULSE.		FIBER.						SUGAR.						BROOM CORN.	
BARLEY. 1879.		BUCKWHEAT. 1879.		INDIAN CORN. 1879.		OATS. 1879.		RYE. 1879.		WHEAT. 1879.				FLAX—1879.			HEMP.			SORGHUM—1879.			MAPLE—1879.			1879.	
Area.	Crop.	Area.	Crop.	Area.	Crop.	Area.	Crop.	Area.	Crop.	Area.	Crop.	Canada Peas, (Dry.) in 1879.	Beans, (Dry.) in 1879.	Area in Crop.	Seed.	Straw.	Fiber.			Area in Crop.	Sugar.	Molasses.	Sugar.	Molasses.			
Acres.	Bush.	Acres.	Bush.	Acres.	Bush.	Acres.	Bush.	Acres.	Bush.	Acres.	Bush.	Bush.	Bush.	Acres.	Bush.	Tons.	Lbs.	Acs.	Tns.	Acres.	Lbs.	Galls.	Lbs.	Galls.	Acs.	Lbs.
49	50	51	52	53	54	55	56	57	58	59	60	61	62	63	64	65	66	67	68	69	70	71	72	73	74	75
1				10	400															1		20				
2										9	105															
3				30	2000					15	300															
4				3	150	5	125													3½		50				
5				15	600	4	80			12	240															
6				20	800	5	40	2	40	40	290															
7				20	2000																					
8				30	1500																					
9				15	600					16	176															
10				20	700	12	240																			

HOPS. 1879.		POTATOES, (Irish.) 1879.		POTATOES, (Sweet.) 1879.		TOBACCO. 1879.		ORCHARDS—1879.							NURSERIES.		VINEYARDS.			MARKET GARDENS.	BEES—1879.		FOREST PRODUCTS.	
								APPLE.			PEACH.			Total value of orchard products of all kinds sold or consumed.										
Area.	Crop.	Area.	Crop.	Area.	Crop.	Area.	Crop.	Acres.	Bearing trees.	Bushels. 1879.	Acres.	Bearing trees.	Bushels. 1879.		Acres.	Value of produce sold in 1879.	Acres.	Grapes sold in 1879.	Wine made in 1879.	Value of produce sold in 1879.	Honey.	Wax.	Amount of wood cut in 1879.	Value of all forest products sold or consumed in 1879.
Acres.	Lbs.	Acres.	Bush.	Acres.	Bush.	Acres.	Lbs.	No.	No.	No.	No.	No.	No.	Dollars.	No.	Dollars.	No.	Lbs.	Galls.	Dollars.	Lbs.	Lbs.	Cords.	Dollars.
76	77	78	79	80	81	82	83	84	85	86	87	88	89	90	91	92	93	94	95	96	97	98	99	100
1		1	30			½	30	1	25														20	40
2																							25	50
3		1	25					8	125														20	40
4																							25	50
5		1½	30					1½	30														30	60
6		1	20					1															35	70
7		2	100																					300
8			30																				100	200
9		½	15																		400		20	50
10		1	60					½	50												100		30	90

Recd July 30, 1880

[7—306.]

A.

Page No. 13
Supervisor's Dist: No. 7
Enumeration Dist: No. 137

NOTE A.—The light dotted perpendicular lines, which divide the spaces intended for numbers on this Schedule, are intended to separate the units, tens, &c., from each other, and the Enumerator should be careful that the figures are written within the small spaces so formed, thus: | | 7 | 4 |, the units | | 4 | 2 | 1 | | | 3 | 9 |

NOTE B.—Make an affirmative entry by a slanting line (thus /) in one of the three columns 2, 3, and 4, according as the fact is in the case of each farm—in column 2, if the occupier is the owner of the farm; in column 3, if he is the tenant at a fixed money rental; in column 4, if he conducts it for a share of the product.

NOTE C.—Enumerators will observe that there are 100 questions relating to each farm, which are arranged in four successive divisions of each schedule page.

SCHEDULE 2.—Productions of Agriculture in Richmond Twp in the County of Ray, State of Missouri

enumerated by me on the 9th & 10th day of June, 1880. Geo J Barr, *Enumerator.*

OF THE PERSON WHO CONDUCTS THIS FARM.				ACRES OF LAND.				FARM VALUES.			FENCES.		LABOR.			GRASS LANDS.						
	TENURE.			IMPROVED.		UNIMPROVED.										ACREAGE 1879.		PRODUCTS HARVESTED IN 1879.				
THE NAME.	Owner.	Hold for fixed money rental.	Rents for shares of products.	Tilled, including fallow and grass in rotation, (whether pasture or meadow.)	Permanent meadows, permanent pastures, orchards, vineyards.	Woodland and forest.	Other unimproved, including "oak holes" not growing wood.	Of farm, including land, fences, and buildings.	Of farming implements and machinery.	Of Live Stock.	Cost of building and repairing in 1879.	Cost of fertilizers purchased in 1879.	Amount paid for wages for farm labor during 1879, including value of board.	Weeks hired labor in 1879 upon farm (and dairy) excluding house-work.	Estimated value of all farm productions (sold, consumed, or on hand) for 1879.	Mown.	Not Mown.	Hay.	Clover Seed.	Grass Seed.	Horses of all ages on hand June 1, 1880.	Mules and Asses, all ages, on hand June 1, 1880.
				No.	No.	No.	No.	Dollars.	Dollars.	Dollars.	Dollars.	Dollars.	Dollars.	No.	Dollars.	Acres.	Acres.	Tons.	Bushels.	Bushels.	No.	No.
1	2	3	4	5	6	7	8	9	10	11	12	13	14	15	16	17	18	19	20	21	22	23
1 Hal Abrams	/			7		2		75	05	35					25							
2 Vanderpool Frank	/			40		10		1000	35	300			50		34	10		7			2	2
3 Sybil Williams	/			40		20		900	40	200			100		160	3		4			2	2
4 Patton John	/			30		20		600	25	150					125							
5 Dr Johns	/			60		80		1400	05	200					150	3		3			4	
6 Crowley Thomas	/			35	15			700	35	80					200						1	
7 Parker Charles	/			60		60		1400	05	200			50		235						3	
8 Elliott Aaron	/			80		30		1000	100	250					150						2	
9 Hankins Emily	/			60		20		900	250	575	34				250	3		2			10	6
10 Geo Robb			/	75		25		1200	100	250					400	4		3			2	

NEAT CATTLE AND THEIR PRODUCTS.											SHEEP.									SWINE.	POULTRY ON HAND JUNE 1ST, 1880, EXCLUSIVE OF SPRING HATCHING.		EGGS PRODUCED IN 1879.
ON HAND JUNE 1, 1880.			MOVEMENT, 1879.										MOVEMENT, 1879.						CLIP, SPRING 1880, SHORN AND TO BE SHORN.					
				Cattle of all ages									Sheep and lambs										
Working oxen.	Milch cows.	Other.	Calves dropped.	Purchased.	Sold living.	Slaughtered.	Died, strayed, and stolen, and not recovered.	Milk sold, or sent to butter and cheese factories in 1879.	Butter made on the farm in 1879.	Cheese made on the farm in 1879.	On hand June 1, 1880.	Lambs dropped.	Purchased.	Sold living.	Slaughtered.	Killed by dogs.	Died of disease.	Died of stress of weather.	Fleeces.	Weight.	On hand June 1, 1880.	Barn-yard.	Other.	
No.	No.	No.	No.	No.	No.	No.	No.	Gallons.	Lbs.	Lbs.	No.	No.	No.	No.	No.	No.	No.	No.	No.	Lbs.	No.	No.	No.	Doz.
24	25	26	27	28	29	30	31	32	33	34	35	36	37	38	39	40	41	42	43	44	45	46	47	48
1																					1	20		75
2	2		1		1		1		400		10	7							13	65	35	30	5	125
3	1								200												1	30	6	100
4									250														36	100
5	2		1				1		350							1						14	25	100
6	1								250													21	36	150
7	1	5			1				200												22	21	7	160
8	3				8	5			400												2	25		120
9	2	21	3			5			1000		21	6				1	3		135	75	60	80		225
10	2	1	2						290												1	30		70

CEREALS.												PULSE.		FIBER.						SUGAR.						BROOM CORN. 1879.	
BARLEY. 1879.		BUCKWHEAT. 1879.		INDIAN CORN. 1879.		OATS. 1879.		RYE. 1879.		WHEAT 1879.		Canada Peas, (Dry.) in 1879.	Beans, (Dry.) in 1879.	FLAX—1879.				HEMP.		SORGHUM—1879.			MAPLE—1879.				
Area.	Crop.	Area.	Crop.	Area.	Crop.	Area.	Crop.	Area.	Crop.	Area.	Crop.			Area in Crop.	Seed.	Straw.	Fiber.			Area in Crop.	Sugar.	Molasses.	Sugar.	Molasses.			
Acres.	Bush.	Acres.	Bush.	Acres.	Bush.	Acres.	Bush.	Acres.	Bush.	Acres.	Bush.	Bush.	Bush.	Acres.	Bush.	Tons.	Lbs.	Acs.	Tns.	Acres.	Lbs.	Galls.	Lbs.	Galls.	Acs.	Lbs.	
49	50	51	52	53	54	55	56	57	58	59	60	61	62	63	64	65	66	67	68	69	70	71	72	73	74	75	
1				1	280																						
2				25	900	5	100																				
3				30	1000																						
4				25	1000	5	98																				
5				25	2000					6	50									1		85					
6				30	1200	4	40													2		120			1/4	30	
7				18	700	4	60			12	115									1/2		40					
8				10	300																						
9				40	1600	40	800			20	400									1		30					
10				45	1700	5	100			15	300									2		100					

HOPS. 1879.		POTATOES, (Irish.) 1879.		POTATOES, (Sweet.) 1879.		TOBACCO. 1879.		ORCHARDS—1879.						NURSERIES.		VINEYARDS.			MARKET GARDENS.	BEES—1879.		FOREST PRODUCTS.	
								APPLE.			PEACH.												
Area.	Crop.	Area.	Crop.	Area.	Crop.	Area.	Crop.	Acres.	Bearing trees.	Bushels. 1879.	Acres.	Bearing trees.	Bushels. 1879.	Total value of orchard products of all kinds sold or consumed.	Acres.	Value of produce sold in 1879.	Acres.	Grapes sold in 1879.	Wine made in 1879.	Value of produce sold in 1879.	Honey.	Wax.	Amount of wood cut in 1879.	Value of all forest products sold or consumed in 1879.
Acres.	Lbs.	Acres.	Bush.	Acres.	Bush.	Acres.	Lbs.	No.	No.	No.	No.	No.	No.	Dollars.	No.	Dollars.	No.	Lbs.	Galls.	Dollars.	Lbs.	Lbs.	Cords.	Dollars.
76	77	78	79	80	81	82	83	84	85	86	87	88	89	90	91	92	93	94	95	96	97	98	99	100
1		1	20					1/4	6														25	50
2		2	160																				35	70
3		3	200																				40	80
4		1	100					1	25														30	60
5		1/2	20			1/4	25	2	25														30	60
6		1/2	25			1/8	100	1	24														25	50
7		1/2	20					1	20														25	50
8		1/4	15					2	150														25	50
9		1	25																				20	40
10		1	60																				35	70

B.

[7–306.]

Page No. 14
Supervisor's Dist: No. 7
Enumeration Dist: No. 137

NOTE A.—The light dotted perpendicular lines, which divide the spaces intended for numbers on this Schedule, are intended to separate the units, tens, &c., from each other, and the Enumerator should be careful that the figures are written within the small spaces so formed, thus: | | 7 4 |, the units | 4 2 1 | in the right-hand small spaces. | | 3 9 |

NOTE B.—Make an affirmative entry by a slanting line (thus /) in one of the three columns 2, 3, and 4, according as the fact is in the case of each farm—in column 2, if the occupier is the owner of the farm; in column 3, if he is the tenant at a fixed money rental; in column 4, if he conducts it for a share of the product.

NOTE C.—Enumerators will observe that there are 100 questions relating to each farm, which are arranged in four successive divisions of each schedule page.

SCHEDULE 2.—Productions of Agriculture in Richmond Twp in the County of Ray, State of Missouri

enumerated by me on the 10th day of June, 1880. Lee J Bacon,

Enumerator.

OF THE PERSON WHO CONDUCTS THIS FARM.				ACRES OF LAND.				FARM VALUES.			FENCES.		LABOR.			GRASS LANDS.						
	TENURE.			IMPROVED.		UNIMPROVED.										ACREAGE 1879.		PRODUCTS HARVESTED IN 1879.				
THE NAME.	Owner.	Rents for fixed money rental.	Rents for shares of products.	Tilled, including fallow and grass in rotation, (whether pasture or meadow.)	Permanent meadows, permanent pastures, orchards, vineyards.	Woodland and Forest.	Other unimproved, including "old fields" not growing wood.	Of farm, including land, fences, and buildings.	Of farming implements and machinery.	Of Live Stock.	Cost of building and repairing in 1879.	Cost of fertilizers purchased in 1879.	Amount paid for wages for farm labor during 1879, including value of board.	Weeks hired labor in 1879 upon farm and dairy; excluding house-work	Estimated value of all farm productions (sold, consumed, or on hand) for 1879.	Mown.	Not Mown.	Hay.	Clover Seed.	Grass Seed.	Horses of all ages on hand June 1, 1880.	Mules and Asses, of ages, on hand June 1, 1880.
				No.	No.	No.	No.	Dollars.	Dollars.	Dollars.	Dollars.	Dollars.	Dollars.	No.	Dollars.	Acres.	Acres.	Tons.	Bushels.	Bushels.	No.	No.
1	2	3	4	5	6	7	8	9	10	11	12	13	14	15	16	17	18	19	20	21	22	23
Quarabonne Lucinda	/			60	20	20		800	25	75	10		60		165	10		9			2	1
Fraser Robert			/	15				260	10	100					160						2	
Hamilton W. C.	/			100	20	20		1500	25	195			100			15		15			2	
McCann Mathew	/			40				600	30	265					240						4	
Adams James	/			6		14		300	25	75					150						2	
Slaughter Sue	/			7		11		180		5					100							
Burks Samuel C.			/	20		35		650	20	150					125							2
Avers William			/	18		30		464	60	300	50				200						2	
Hall David C.			/	10		40		450	5	200					250						1	2
Keeto Burnett	/			10		11		200	50	75			10		50						1	

NEAT CATTLE AND THEIR PRODUCTS.											SHEEP.									SWINE.	POULTRY ON HAND JUNE 1ST, 1880, EXCLUSIVE OF SPRING HATCHING.		
ON HAND JUNE 1, 1880.			MOVEMENT, 1879.								ON HAND JUNE 1, 1880.	MOVEMENT, 1879.							CLIP, SPRING 1880, SHORN AND TO BE SHORN.					
			Cattle of all ages										Sheep and lambs										
Working oxen.	Milch cows.	Other.	Calves dropped.	Purchased.	Sold living.	Slaughtered.	Died, strayed, and stolen and not recovered.	Milk sold, or sent to butter and cheese factories in 1879.	Butter made on the farm in 1879.	Cheese made on the farm in 1879.		Lambs dropped.	Purchased.	Sold living.	Slaughtered.	Killed by dogs.	Died of disease.	Died of stress of weather.	Fleeces.	Weight.	On hand June 1, 1880.	Barn-yard.	Other.	Eggs produced in 1879.
No.	No.	No.	No.	No.	No.	No.	No.	Gallons.	Lbs.	Lbs.	No.	No.	No.	No.	No.	No.	No.	No.	No.	Lbs.	No.	No.	No.	Doz.
24	25	26	27	28	29	30	31	32	33	34	35	36	37	38	39	40	41	42	43	44	45	46	47	48
	1		1						70												5	10		20
	2	2	1	3	4																9	20		60
	3	1	1						500												30	29		75
																					15	25		60
																					20	40		80
	1	1							300												12	10		60
	4		2		1				500												18	25	10	100
	3		2		1		1		500												40	12		65
																					4	10		25

CEREALS.												PULSE.		FIBER.						SUGAR.							BROOM CORN.	
BARLEY. 1879.		BUCKWHEAT. 1879.		INDIAN CORN. 1879.		OATS. 1879.		RYE. 1879.		WHEAT. 1879.				FLAX—1879.				HEMP.		SORGHUM—1879.			MAPLE—1879.					
Area.	Crop.	Area.	Crop.	Area.	Crop.	Area.	Crop.	Area.	Crop.	Area.	Crop.	Canada Peas, (Dry.) in 1879.	Beans, (Dry.) in 1879.	Area in Crop.	Seed.	Straw.	Fiber.			Area in Crop.	Sugar.	Molasses.	Sugar.	Molasses.			1879.	
Acres.	Bush.	Acres.	Bush.	Acres.	Bush.	Acres.	Bush.	Acres.	Bush.	Acres.	Bush.	Bush.	Bush.	Acres.	Bush.	Tons.	Lbs.	Acr.	Tns.	Acres.	Lbs.	Galls.	Lbs.	Galls.			Ans.	Lbs.
49	50	51	52	53	54	55	56	57	58	59	60	61	62	63	64	65	66	67	68	69	70	71	72	73			74	75
				30	600																							
				10	500															1		65						
				25	700																							
				10	500															½		25						
				5	200															1		70						
				25	750															¼		30						
				15	620															¼		25						
				4	120															1		75						
				5	150																							

HOPS. 1879.		POTATOES, (Irish.) 1879.		POTATOES, (Sweet.) 1879.		TOBACCO. 1879.		ORCHARDS—1879.						Total value of orchard products of all kinds sold or consumed.	NURSERIES.		VINEYARDS.			MARKET GARDENS.	BEES—1879.		FOREST PRODUCTS.	
								APPLE.			PEACH.													
Area.	Crop.	Area.	Crop.	Area.	Crop.	Area.	Crop.	Acres.	Bearing trees.	Bushels. 1879.	Acres.	Bearing trees.	Bushels. 1879.		Acres.	Value of produce sold in 1879.	Acres.	Grapes sold in 1879.	Wine made in 1879.	Value of produce sold in 1879.	Honey.	Wax.	Amount of wood cut in 1879.	Value of all forest products sold or consumed in 1879.
Acres.	Lbs.	Acres.	Bush.	Acres.	Bush.	Acres.	Lbs.	No.	No.	No.	No.	No.	No.	Dollars.	No.	Dollars.	No.	Lbs.	Galls.	Dollars.	Lbs.	Lbs.	Cords.	Dollars.
76	77	78	79	80	81	82	83	84	85	86	87	88	89	90	91	92	93	94	95	96	97	98	99	100 *
		2	72																				8	17
		1	50			¼	100																2	4
		1	60					1	65														25	50
		½	25																				25	50
		½	15					½															20	40
		¼	12																				20	30
		¼	15					2	75		½	15											25	50
		1	60					1	60												100		25	50
		¼	10					½	50												160		30	60

[7—306.]

Recd July 30 1880

C.

Page No. 15
Supervisor's Dist: No. 7
Enumeration Dist: No. 237

NOTE A.—The light dotted perpendicular lines, which divide the spaces intended for numbers on this Schedule, are intended to separate the units, tens, &c., from each other, and the Enumerator should be careful that the figures are written within the small spaces so formed, thus: 7|4, the units in the right-hand small spaces. 4|2|1 3|9

NOTE B.—Make an affirmative entry by a slanting line (thus /) in one of the three columns 2, 3, and 4, according as the fact is in the case of each farm—in column 2, if the occupier is the owner of the farm; in column 3, if he is the tenant at a fixed money rental; in column 4, if he conducts it for a share of the product.

NOTE C.—Enumerators will observe that there are 100 questions relating to each farm, which are arranged in four successive divisions of each schedule page.

SCHEDULE 2.—Productions of Agriculture in Richmond Tp in the County of Ray, State of Missouri

enumerated by me on the 10th & 11th day of June, 1880. Leo J Bass, *Enumerator.*

OF THE PERSON WHO CONDUCTS THIS FARM.				ACRES OF LAND.				FARM VALUES.			FENCES.		LABOR.			GRASS LANDS.						
	TENURE.			IMPROVED.		UNIMPROVED.										ACREAGE 1879.		PRODUCTS HARVESTED IN 1879.				
THE NAME.	Owner.	Rents for fixed money rental.	Rents for shares of products.	Tilled, including fallow and grass in rotation, (or other pasture or meadow.)	Permanent meadows, permanent pastures, orchards, vineyards.	Woodland and forest.	Other unimproved, including "old fields" not growing wood.	Of farm, including land, fences, and buildings.	Of farming implements and machinery.	Of Live Stock.	Cost of building and repairing in 1879.	Cost of fertilizers purchased in 1879.	Amount paid for wages for farm labor during 1879, including value of board.	Weeks hired labor in 1879 upon farm (and dairy) excluding housework.	Estimated value of all farm productions (sold, consumed, or on hand) for 1879.	Mown.	Not Mown.	Hay.	Clover Seed.	Grass Seed.	Horses of all ages on hand June 1, 1880.	Mules and Asses, all ages, on hand June 1, 1880.
				No.	No.	No.	No.	Dollars.	Dollars.	Dollars.	Dollars.	Dollars.	Dollars.	No.	Dollars.	Acres.	Acres.	Tons.	Bushels.	Bushels.	No.	No.
1	2	3	4	5	6	7	8	9	10	11	12	13	14	15	16	17	18	19	20	21	22	23
1 Bruns John			/		30	50		800	20	150					200						1	
2 Carbaugh Jeremiah			/		45	13		600	10	510					300						3	
3 Conford James			/		30	25		650	10	200					150	4		4			2	
4 Cuffy Williams			/		50	20		350	20	300					200	2		3			1	
5 Dr Robert			/		55			500	05	400					350	10		9			5	1
6 Crowley James			/		60	40		400	30	250			25		300	6		5			2	
7 Schooley G W			/		80			900		50					100						1	
8 Brownlee Albert			/		10			100	05	75					50						2	
9 Bryan Samuel			/		10	33		220	10	100					40						2	
10 Gilmore Taylor			/		35		15	300	25	150					75						1	

NEAT CATTLE AND THEIR PRODUCTS.											SHEEP.									SWINE.	POULTRY ON HAND JUNE 1ST, 1880, EXCLUSIVE OF SPRING HATCHING.		EGGS PRODUCED IN 1879.
ON HAND JUNE 1, 1880.			MOVEMENT, 1879.								ON HAND JUNE 1, 1880.	MOVEMENT, 1879.							CLIP, SPRING 1880, SHORN AND TO BE SHORN.		ON HAND JUNE 1, 1880.			
				Cattle of all ages									Sheep and lambs										
Working oxen.	Milch cows.	Other.	Calves dropped.	Purchased.	Sold living.	Slaughtered.	Died, strayed, and stolen and not recovered.	Milk sold, or sent to butter and cheese factories in 1879.	Butter made on the farm in 1879.	Cheese made on the farm in 1879.		Lambs dropped.	Purchased.	Sold living.	Slaughtered.	Killed by dogs.	Died of disease.	Died of stress of weather.	Fleeces.	Weight.		Barn-yard.	Other.	
No.	No.	No.	No.	No.	No.	No.	No.	Gallons.	Lbs.	Lbs.	No.	No.	No.	No.	No.	No.	No.	No.	No.	Lbs.	No.	No.	No.	Doz.
24	25	26	27	28	29	30	31	32	33	34	35	36	37	38	39	40	41	42	43	44	45	46	47	48
1		1																			1	25		100
2	2	6	1						375		3	1							4	20	10	25		75
3	1								200												20	20		50
4	2	1				1			360		8			8		2					7	25		100
5	3	1	3				1		450		17	7				2			17	68	34	24		120
6	2	3	1						400		15	11							25	100	30	30		160
7																								
8																					5	3		2
9	1	1	1						250												26	50		100
10																						25		70

CEREALS.												PULSE.		FIBER.						SUGAR.						BROOM CORN. 1879.	
BARLEY. 1879.		BUCKWHEAT. 1879.		INDIAN CORN. 1879.		OATS. 1879.		RYE. 1879.		WHEAT. 1879.		Canada Peas, (Dry.) in 1879.	Peanut (Dry.) in 1879.	FLAX—1879.				HEMP.		SORGHUM—1879.			MAPLE—1879.				
Area.	Crop.	Area.	Crop.	Area.	Crop.	Area.	Crop.	Area.	Crop.	Area.	Crop.			Area in Crop.	Seed.	Straw.	Fiber.			Area in Crop.	Sugar.	Molasses.	Sugar.	Molasses.			
Acres.	Bush.	Acres.	Bush.	Acres.	Bush.	Acres.	Bush.	Acres.	Bush.	Acres.	Bush.	Bush.	Bush.	Acres.	Bush.	Tons.	Lbs.	Acs.	Tns.	Acres.	Lbs.	Galls.	Lbs.	Galls.		Acs.	Lbs.
49	50	51	52	53	54	55	56	57	58	59	60	61	62	63	64	65	66	67	68	69	70	71	72	73		74	75
1				15	300	5	100	2	40	5	20									1		80					
2				18	500	4	100			6	30																
3				10	300					8	40									1/4		40					
4				25	625					6	30																
5				20	800					8	100									1		120				1/4	25
6				15	750					25	170																
7																											
8																											
9				10	400	4	60													1/4		25					
10				10	300	10	190													1/2		60					

HOPS. 1879.		POTATOES, (Irish.) 1879.		POTATOES, (Sweet.) 1879.		TOBACCO. 1879.		ORCHARDS—1879.						NURSERIES.		VINEYARDS.			MARKET GARDENS.	BEES—1879.		FOREST PRODUCTS.	
								APPLE.			PEACH.												
Area.	Crop.	Area.	Crop.	Area.	Crop.	Area.	Crop.	Acres.	Bearing trees.	Bushels. 1879.	Acres.	Bearing trees.	Bushels. 1879.	Total value of orchard products of all kinds sold or consumed.	Acres.	Value of produce sold in 1879.	Acres.	Grapes sold in 1879.	Wine made in 1879.	Value of produce sold in 1879.	Honey.	Wax.	Amount of wood cut in 1879.	Value of all forest products sold or consumed in 1879.
Acres.	Lbs.	Acres.	Bush.	Acres.	Bush.	Acres.	Lbs.	No.	No.	No.	No.	No.	No.	Dollars.	No.	Dollars.	No.	Lbs.	Galls.	Dollars.	Lbs.	Lbs.	Cords.	Dollars.
76	77	78	79	80	81	82	83	84	85	86	87	88	89	90	91	92	93	94	95	96	97	98	99	100
1		1/2	40	1/2	75			1/4	60		1/2	50											25	45
2		1	100								1												25	50
3		1/4	10								1	60											20	40
4		1/4	10					2	1		1												25	50
5		1/2	30					2	160												25		25	50
6		3/4	15					1															30	60
7																							25	50
8																							1/2	10
9		1/2	50								1/2	100											40	80
10		1	100					1															25	40

D.

[7–306.]

Page No. 11
Supervisor's Dist: No. 7
Enumeration Dist: No. 137

NOTE A.—The light dotted perpendicular lines, which divide the spaces intended for numbers on this Schedule, are intended to separate the units, tens, &c., from each other, and the Enumerator should be careful that the figures are written within the small spaces so formed, thus: 7|4, the units in the right-hand small spaces. 4|2|1 3|9

NOTE B.—Make an affirmative entry by a slanting line (thus /) in one of the three columns 2, 3, and 4, according as the fact is in the case of each farm—in column 2, if the occupier is the owner of the farm; in column 3, if he is the tenant at a fixed money rental; in column 4, if he conducts it for a share of the product.

NOTE C.—Enumerators will observe that there are 100 questions relating to each farm, which are arranged in four successive divisions of each schedule page.

SCHEDULE 2.—Productions of Agriculture in Richmond Tp in the County of Ray, State of Missouri

enumerated by me on the 11th & 12th day of June, 1880. Lee J. Sarr, *Enumerator.*

OF THE PERSON WHO CONDUCTS THIS FARM.				ACRES OF LAND.				FARM VALUES.			FENCES.		LABOR.			GRASS LANDS.						
	TENURE.			IMPROVED.		UNIMPROVED.										ACREAGE 1879.		PRODUCTS HARVESTED IN 1879.				
THE NAME.	Owner.	Rents for fixed money rental.	Rents for shares of products.	Tilled, including fallow and grass in rotation, (whether pasture or meadow.)	Permanent meadows, permanent pastures, orchards, vineyards.	Woodland and forest.	Other unimproved, including "old fields" not growing wood.	Of farm, including land, fences, and buildings.	Of farming implements and machinery.	Of Live Stock.	Cost of building and repairing in 1879.	Cost of fertilizers purchased in 1879.	Amount paid for wages for farm labor during 1879, including value of board.	Weeks hired labor in 1879 upon farm (and dairy) excluding house-work.	Estimated value of all farm productions (sold, consumed, or on hand) for 1879.	Mown.	Not Mown.	Hay.	Clover Seed.	Grass Seed.	Horses of all ages on hand June 1, 1880.	Mules and Asses, all ages, on hand June 1, 1880.
				No.	No.	No.	No.	Dollars.	Dollars.	Dollars.	Dollars.	Dollars.	Dollars.	No.	Dollars.	Acres.	Acres.	Tons.	Bushels.	Bushels.	No.	No.
1	2	3	4	5	6	7	8	9	10	11	12	13	14	15	16	17	18	19	20	21	22	23
1 Cummins Rhoda A	/			60		26		900	100	250					300	10		8			2	3
2 Smart James	/			80		80		1600	100	300	200				380						4	1
3 Caswell William	/			100		60		1600	100	800			60		300	40		15			7	5
4 Hinds Peter			/	28		50		750	100	300			25		150						3	
5 Hinds James	/			3				100		200											3	
6 McClellan Albert	/			28				300	25	350			75		100						3	
7 Caswell Washington			/	14				200	10	200					75						2	2
8 Fleek Charles			/	12				125	15	100					25						2	
9 Patterson Lewis	/			70		10		900	135	300			25		310	12		10			3	1
10 Hinds James	/			50		70		1200	100	300			50		100	20		15			3	1

NEAT CATTLE AND THEIR PRODUCTS.											SHEEP.										SWINE.	POULTRY ON HAND JUNE 1ST, 1880, EXCLUSIVE OF SPRING HATCHING.		
ON HAND JUNE 1, 1880.			MOVEMENT, 1879.									MOVEMENT, 1879.							CLIP, SPRING 1880, SHORN AND TO BE SHORN.					
			Cattle of all ages					Milk sold, or sent to butter and cheese factories in 1879.	Butter made on the farm in 1879.	Cheese made on the farm in 1879.		Sheep and lambs												
Working oxen.	Milch cows.	Other.	Calves dropped.	Purchased.	Sold living.	Slaughtered.	Died, strayed, and stolen and not recovered.				On hand June 1, 1880.	Lambs dropped.	Purchased.	Sold living.	Slaughtered.	Killed by dogs.	Died of disease.	Died of stress of weather.	Fleeces.	Weight.	On hand June 1, 1880.	Barn-yard.	Other.	Eggs produced in 1879.
No.	No.	No.	No.	No.	No.	No.	No.	Gallons.	Lbs.	Lbs.	No.	No.	No.	No.	No.	No.	No.	No.	No.	Lbs.	No.	No.	No.	Doz.
24	25	26	27	28	29	30	31	32	33	34	35	36	37	38	39	40	41	42	43	44	45	46	47	48
1	3	5							400		7	5					2		7	35	4	30	18	100
2	2	1	3		1				300		7	10	7	15					7	35	12	25		100
3	6	10	4	14	3				1000		28	10					3		17	100	50	36	63	200
4	1		3																		14	25		50
5	2																							
6	1		1																		7	20		100
7																						10		35
8	1																				10	20	21	25
9	2		2																		8	25		60
10	2	1	2	31	30				600												6	70		250

CEREALS.												PULSE.		FIBER.						SUGAR.						BROOM CORN.	
BARLEY. 1879.		BUCKWHEAT. 1879.		INDIAN CORN. 1879.		OATS. 1879.		RYE. 1879.		WHEAT. 1879.				FLAX—1879.				HEMP.		SORGHUM—1879.			MAPLE—1879.			1879.	
Area.	Crop.	Area.	Crop.	Area.	Crop.	Area.	Crop.	Area.	Crop.	Area.	Crop.	Canada Peas, (Dry.) in 1879.	Beans, (Dry.) in 1879.	Area in Crop.	Seed.	Straw.	Fiber.			Area in Crop.	Sugar.	Molasses.	Sugar.	Molasses.			
Acres.	Bush.	Acres.	Bush.	Acres.	Bush.	Acres.	Bush.	Acres.	Bush.	Acres.	Bush.	Bush.	Bush.	Acres.	Bush.	Tons.	Lbs.	Acs.	Tns.	Acres.	Lbs.	Galls.	Lbs.	Galls.	Acs.	Lbs.
49	50	51	52	53	54	55	56	57	58	59	60	61	62	63	64	65	66	67	68	69	70	71	72	73	74	75
1				10	400	4	80			10	200															
2				10	400	10	200			10	180															
3				30	1050	10	125			15	75															
4				10	400																					
5																										
6				6	240					5	100															
7				9	360																					
8				10	400																					
9				20	800	4	80			10	56															
10				25	1000	3	60			6	58															

HOPS. 1879.		POTATOES, (Irish.) 1879.		POTATOES, (Sweet.) 1879.		TOBACCO. 1879.		ORCHARDS—1879.						NURSERIES.		VINEYARDS.			MARKET GARDENS.	BEES—1879.		FOREST PRODUCTS.	
								APPLE.			PEACH.												
Area.	Crop.	Area.	Crop.	Area.	Crop.	Area.	Crop.	Acres.	Bearing trees.	Bushels. 1879.	Acres.	Bearing trees.	Bushels. 1879.	Total value of orchard products of all kinds sold or consumed.	Acres.	Value of produce sold in 1879.	Acres.	Grapes sold in 1879.	Wine made in 1879.	Value of produce sold in 1879.	Honey.	Wax.	Amount of wood cut in 1879.	Value of all forest products sold or consumed in 1879.
Acres.	Lbs.	Acres.	Bush.	Acres.	Bush.	Acres.	Lbs.	No.	No.	No.	No.	No.	No.	Dollars.	No.	Dollars.	No.	Lbs.	Galls.	Dollars.	Lbs.	Lbs.	Cords.	Dollars.
76	77	78	79	80	81	82	83	84	85	86	87	88	89	90	91	92	93	94	95	96	97	98	99	100
1		1/4	10					1/2	60														25	50
2		1	60																		300		25	50
3		1/2	20					1/4	25														30	60
4																							25	50
5																								
6		1/2	20					1/2	50														20	40
7		1/4	30					1/2	25															
8		1	70																				25	50
9		1/2	30					2	50														20	40
10		1/2	10					2	15		3	25									200		25	50

[7—306.]

A.

Page No. 11
Supervisor's Dist: No. 7
Enumeration Dist: No. 137

NOTE A.—The light dotted perpendicular lines, which divide the spaces intended for numbers on this Schedule, are intended to separate the units, tens, &c., from each other, and the Enumerator should be careful that the figures are written within the small spaces so formed, thus: | | 7 | 4 |, the units | 4 | 2 | 1 | in the right-hand small spaces. | | 3 | 9 |

NOTE B.—Make an affirmative entry by a slanting line (thus /) in one of the three columns 2, 3, and 4, according as the fact is in the case of each farm—in column 2, if the occupier is the owner of the farm; in column 3, if he is the tenant at a fixed money rental; in column 4, if he conducts it for a share of the product.

NOTE C.—Enumerators will observe that there are 100 questions relating to each farm, which are arranged in four successive divisions of each schedule page.

SCHEDULE 2.—Productions of Agriculture in Richmond Tp in the County of Ray, State of Missouri

enumerated by me on the 1st day of June, 1880. Leo J. Bard,

Enumerator.

OF THE PERSON WHO CONDUCTS THIS FARM.				ACRES OF LAND.				FARM VALUES.			FENCES.		LABOR.			GRASS LANDS.						
	TENURE.			IMPROVED.		UNIMPROVED.										ACREAGE 1879.		PRODUCTS HARVESTED IN 1879.				
THE NAME.	Owner.	Rents for fixed money rental.	Rents for shares of products.	Tilled, including fallow and grass in rotation, (whether pasture or meadow.)	Permanent meadows, permanent pastures, orchards, vineyards.	Woodland and forest.	Other unimproved, including "old fields" not growing wood.	Of farm, including land, fences, and buildings.	Of farming implements and machinery.	Of Live Stock.	Cost of building and repairing in 1879.	Cost of fertilizers purchased in 1879.	Amount paid for wages for farm labor during 1879, including value of board.	Weeks hired labor in 1879 upon farm (and dairy) excluding house-work.	Estimated value of all farm productions (sold, consumed, or on hand) for 1879.	Mown.	Not Mown.	Hay.	Clover Seed.	Grass Seed.	Horses of all ages on hand June 1, 1880.	Mules and Asses, all ages, on hand June 1, 1880.
				No.	No.	No.	No.	Dollars.	Dollars.	Dollars.	Dollars.	Dollars.	Dollars.	No.	Dollars.	Acres.	Acres.	Tons.	Bushels.	Bushels.	No.	No.
1	2	3	4	5	6	7	8	9	10	11	12	13	14	15	16	17	18	19	20	21	22	23
1 Hamilton Francis	1			17		14		350	25	700			30		1170						3	1
2 Hollard Samuel	1			40		25		650	50	3500			25		2012						2	
3 Hollard John	1			25		85		1900	75	5700			10		2400	10		8			4	
4 Beets Grogan	1			65		35		1200	50	2100			25		1970						3	
5 Turnage John	1			30		16		700	250	3000					8110						2	
6 Smith Geo	1			55		60		1200	200	2178					2170		12				2	
7 Washington Prestly		1		90		57		850	60	770					2000						1	
8 Washington Snoodle		1		3				195	50	600					220						1	
9 Washington Jos	1			5				200	10	250					570						1	
10 Swearingen & Hoolam	1			70		10		900	250	1000					1170						2	1

NEAT CATTLE AND THEIR PRODUCTS.											SHEEP.										SWINE.	POULTRY ON HAND JUNE 1ST, 1880, EXCLUSIVE OF SPRING HATCHING.		EGGS PRODUCED IN 1879.
ON HAND JUNE 1, 1880.			MOVEMENT, 1879.								ON HAND JUNE 1, 1880.	MOVEMENT, 1879.								CLIP, SPRING 1880, SHORN AND TO BE SHORN.		ON HAND JUNE 1, 1880.			
				Cattle of all ages									Sheep and lambs											
Working oxen.	Milch cows.	Other.	Calves dropped.	Purchased.	Sold living.	Slaughtered.	Died, strayed, lost stolen, and not recovered.	Milk sold, or sent to butter and cheese factories in 1879.	Butter made on the farm in 1879.	Cheese made on the farm in 1879.		Lambs dropped.	Purchased.	Sold living.	Slaughtered.	Killed by dogs.	Died of disease.	Died of stress of weather.	Fleeces.	Weight.		Barn-yard.	Other.	
No.	No.	No.	No.	No.	No.	No.	No.	Gallons.	Lbs.	Lbs.	No.	No.	No.	No.	No.	No.	No.	No.	No.	Lbs.	No.	No.	No.	Doz.
24	25	26	27	28	29	30	31	32	33	34	35	36	37	38	39	40	41	42	43	44	45	46	47	48
1	2	1							300												3	20		100
2	3		2		1		2		500												25	25		150
3	2	3	1						600												45	25		200
4	3	1	2						400												10	20		80
5	1		1						200		3								3	10	5	25		100
6	1		3			1			250		1	1							1	5	13	24		100
7	2								300												5	12		50
8	1								200												8	12		50
9	1								200												5	15		50
10	2	1							500												13	24		75

CEREALS.												PULSE.		FIBER.						SUGAR.						BROOM CORN. 1879.	
BARLEY. 1879.		BUCKWHEAT. 1879.		INDIAN CORN. 1879.		OATS. 1879.		RYE. 1879.		WHEAT 1879.		Canada Peas, (Dry.) in 1879.	Beans, (Dry.) in 1879.	FLAX—1879.				HEMP.		SORGHUM—1879.			MAPLE—1879.				
Area.	Crop.	Area.	Crop.	Area.	Crop.	Area.	Crop.	Area.	Crop.	Area.	Crop.			Area in Crop.	Seed.	Straw.	Fiber.			Area in Crop.	Sugar.	Molasses.	Sugar.	Molasses.			
Acres.	Bush.	Acres.	Bush.	Acres.	Bush.	Acres.	Bush.	Acres.	Bush.	Acres.	Bush.	Bush.	Bush.	Acres.	Bush.	Tons.	Lbs.	Acs.	Tns.	Acres.	Lbs.	Galls.	Lbs.	Galls.	Acs.	Lbs.
49	50	51	52	53	54	55	56	57	58	59	60	61	62	63	64	65	66	67	68	69	70	71	72	73	74	75
1				10	400	17	340																			
2				40	1200	10	150			10	70															
3				25	1000	5	120			26	200															
4				70	1600	4	70			10	160															
5				20	1000	3	60																			
6				8	400	15	214			14	114															
7				12	400																					
8				20	800																					
9																										
10				15	600	4	215																			

HOPS. 1879.		POTATOES, (Irish.) 1879.		POTATOES, (Sweet.) 1879.		TOBACCO. 1879.		ORCHARDS—1879.						NURSERIES.		VINEYARDS.			MARKET GARDENS.	BEES—1879.		FOREST PRODUCTS.	
								APPLE.			PEACH.												
Area.	Crop.	Area.	Crop.	Area.	Crop.	Area.	Crop.	Acres.	Bearing trees.	Bushels. 1879.	Acres.	Bearing trees.	Bushels. 1879.	Total value of orchard products of all kinds sold or consumed.	Acres.	Value of produce sold in 1879.	Acres.	Grapes sold in 1879.	Wine made in 1879.	Value of produce sold in 1879.	Honey.	Wax.	Amount of wood cut in 1879.	Value of all forest products sold or consumed in 1879.
Acres.	Lbs.	Acres.	Bush.	Acres.	Bush.	Acres.	Lbs.	No.	No.	No.	No.	No.	No.	Dollars.	No.	Dollars.	No.	Lbs.	Galls.	Dollars.	Lbs.	Lbs.	Cords.	Dollars.
76	77	78	79	80	81	82	83	84	85	86	87	88	89	90	91	92	93	94	95	96	97	98	99	100
1		2	65																		200		40	80
2		2	60					2															30	60
3		1	25					1/2													300		25	35
4		1	60																				25	25
5		1/2	15					2	35														25	50
6		1/2	30					6	30	10				3									35	70
7		1/2	24																				20	40
8		2	100																				25	50
9		1/2	100																					
10		1/2	15																		100		50	60

B.

[7–306.]

Page No. 18
Supervisor's Dist: No. 7
Enumeration Dist: No. 137

NOTE A.—The light dotted perpendicular lines, which divide the spaces intended for numbers on this Schedule, are intended to separate the units, tens, &c., from each other, and the Enumerator should be careful that the figures are written within the small spaces so formed, thus: | | 7 | 4 |, the units | 4 | 2 | 1 | in the right-hand small spaces. | | 3 | 9 |

NOTE B.—Make an affirmative entry by a slanting line (thus /) in one of the three columns 2, 3, and 4, according as the fact is in the case of each farm—in column 2, if the occupier is the owner of the farm; in column 3, if he is the tenant at a fixed money rental; in column 4, if he conducts it for a share of the product.

NOTE C.—Enumerators will observe that there are 100 questions relating to each farm, which are arranged in four successive divisions of each schedule page.

SCHEDULE 2.—Productions of Agriculture in Richmond Tp in the County of Ray, State of Missouri

enumerated by me on the 12th day of June, 1880. Leo J. Bax,

Enumerator.

OF THE PERSON WHO CONDUCTS THIS FARM.				ACRES OF LAND.				FARM VALUES.			FENCES.		LABOR.			GRASS LANDS.						
	TENURE.			IMPROVED.		UNIMPROVED.										ACREAGE 1879.		PRODUCTS HARVESTED IN 1879.				
THE NAME.	Owners.	Rents for fixed money rental.	Rents for shares of products.	Tilled, including fallow and grass in rotation, (whether pastures or meadow.)	Permanent meadows, permanent pastures, orchards, vineyards.	Woodland and forest.	Other unimproved, including "old fields" not growing wood.	Of farm, including land, fences, and buildings.	Of farming implements and machinery.	Of Live Stock.	Cost of building and repairing in 1879.	Cost of fertilizers purchased in 1879.	Amount paid for wages for farm labor during 1879, including value of board.	Weeks hired labor in 1879 upon farm (and dairy) excluding house-work.	Estimated value of all farm productions (sold, consumed, or on hand) for 1879.	Mown.	Not Mown.	Hay.	Clover Seed.	Grass Seed.	Horses of all ages on hand June 1, 1880.	Mules and Asses, all ages, on hand June 1, 1880.
	No.	No.	No.	No.	No.	No.	No.	Dollars.	Dollars.	Dollars.	Dollars.	Dollars.	Dollars.	No.	Dollars.	Acres.	Acres.	Tons.	Bushels.	Bushels.	No.	No.
1	2	3	4	5	6	7	8	9	10	11	12	13	14	15	16	17	18	19	20	21	22	23
1 Turnage Morgan	/			50		24		800	50	1500					150						2	/
2 Garner William		/		7				245	5	070					125						/	
3 Robinson Robert	/			4		10		175	10	035					50						/	
4 Cobb Samuel	/			140		50		2000	100	400			75		500	12		9			/	2
5 Turnage Isaac	/			21				250	25	100					70						2	
6 McCord Lilli	/			40				300	30	200					50						/	2
7 Turnage Milton	/			20				200	30	50					15						2	/
8 Clark Henry	X	/		60				200	50	100					20							
9 Turnage Samuel		/		4				260	10	70					20						2	/
10 White James				3				100	30	20					15							

NEAT CATTLE AND THEIR PRODUCTS.											SHEEP.										SWINE.	POULTRY ON HAND JUNE 1ST, 1880, EXCLUSIVE OF SPRING HATCHING.		
ON HAND JUNE 1, 1880.			MOVEMENT, 1879.								ON HAND JUNE 1, 1880.	MOVEMENT, 1879.							CLIP, SPRING 1880, SHORN AND TO BE SHORN.		ON HAND JUNE 1, 1880.			EGGS PRODUCED IN 1879.
			Cattle of all ages										Sheep and lambs													
Working oxen.	Milch cows.	Other.	Calves dropped.	Purchased.	Sold living.	Slaughtered.	Died, strayed, and stolen, and not recovered.	Milk sold, or sent to butter and cheese factories in 1879.	Butter made on the farm in 1879.	Cheese made on the farm in 1879.		Lambs dropped.	Purchased.	Sold living.	Slaughtered.	Killed by dogs.	Died of disease.	Died of stress of weather.	Fleeces.	Weight.		Ran-yard.	Other.	
No.	No.	No.	No.	No.	No.	No.	No.	Gallons.	Lbs.	Lbs.	No.	No.	No.	No.	No.	No.	No.	No.	No.	Lbs.	No.	No.	No.	Doz.
24	25	26	27	28	29	30	31	32	33	34	35	36	37	38	39	40	41	42	43	44	45	46	47	48
1	2	/							300												6	18		75
2	1								250												1	12		65
3	1								200												4	12		60
4	3	1	2						400		30	12						3	19	44	16	28		120
5	2		2						400													20		100
6	1		1			2			250													16		70
7	2		1						350		4	4							4	20	3	12		60
8	1								200													25		100
9	3		2						500												8	25		100
10	1	2	2						200													40		120

CEREALS.												PULSE.		FIBER.						SUGAR.					BROOM CORN.	
BARLEY. 1879.		BUCKWHEAT. 1879.		INDIAN CORN. 1879.		OATS. 1879.		RYE. 1879.		WHEAT. 1879.				FLAX—1879.				HEMP.		SORGHUM—1879.			MAPLE—1879.			
Area.	Crop.	Area.	Crop.	Area.	Crop.	Area.	Crop.	Area.	Crop.	Area.	Crop.	Canada Peas, (Dry.) in 1879.	Beans, (Dry.) in 1879.	Area in Crop.	Seed.	Straw.	Fiber.			Area in Crop.	Sugar.	Molasses.	Sugar.	Molasses.		
Acres.	Bush.	Acres.	Bush.	Acres.	Bush.	Acres.	Bush.	Acres.	Bush.	Acres.	Bush.	Bush.	Bush.	Acres.	Bush.	Tons.	Lbs.	Acs.	Tns.	Acres.	Lbs.	Galls.	Lbs.	Galls.	Acs.	Lbs.
49	50	51	52	53	54	55	56	57	58	59	60	61	62	63	64	65	66	67	68	69	70	71	72	73	74	75
				20	800															1/4		143				
				5	200															1/4		165				
				24	1200					12	140									1/2		150				
				10	400																					
				15	300																					
				15	600					10	200									1/2		135				

HOPS. 1879.		POTATOES, (Irish.) 1879.		POTATOES, (Sweet.) 1879.		TOBACCO. 1879.		ORCHARDS—1879.						NURSERIES.		VINEYARDS.			MARKET GARDENS.	BEES—1879.		FOREST PRODUCTS.	
								APPLE.			PEACH.												
Area.	Crop.	Area.	Crop.	Area.	Crop.	Area.	Crop.	Acres.	Bearing trees.	Bushels. 1879.	Acres.	Bearing trees.	Bushels. 1879.	Total value of orchard products of all kinds sold or consumed.	Acres.	Value of produce sold in 1879.	Acres.	Grapes sold in 1879.	Wine made in 1879.	Value of produce sold in 1879.	Honey.	Wax.	Amount of wood cut in 1879.	Value of all forest products sold or consumed in 1879.
Acres.	Lbs.	Acres.	Bush.	Acres.	Bush.	Acres.	Lbs.	No.	No.	No.	No.	No.	No.	Dollars.	No.	Dollars.	No.	Lbs.	Galls.	Dollars.	Lbs.	Lbs.	Cords.	Dollars.
76	77	78	79	80	81	82	83	84	85	86	87	88	89	90	91	92	93	94	95	96	97	98	99	100
		1/4	10					1/4	20														80	60
		1/2	12																				35	25
		1	370																				20	40
		1/2	250					3	50								1/4		163		100		25	50
		1/4	8																				20	40
		1/2	60																				30	60
		1	100																				20	40
		2	160																					
		2	170					1/2																
		2	180																		100	25		

[7–306.]

C.

Page No. 19
Supervisor's Dist: No. 7
Enumeration Dist: No. 137

NOTE A.—The light dotted perpendicular lines, which divide the spaces intended for numbers on this Schedule, are intended to separate the units, tens, &c., from each other, and the Enumerator should be careful that the figures are written within the small spaces so formed, thus: | 7 | 4 |, the units in the right-hand small spaces.

NOTE B.—Make an affirmative entry by a slanting line (thus /) in one of the three columns 2, 3, and 4, according as the fact is in the case of each farm—in column 2, if the occupier is the owner of the farm; in column 3, if he is the tenant at a fixed money rental; in column 4, if he conducts it for a share of the product.

NOTE C.—Enumerators will observe that there are 100 questions relating to each farm, which are arranged in four successive divisions of each schedule page.

SCHEDULE 2.—Productions of Agriculture in Richmond Twp in the County of Ray, State of Missouri

enumerated by me on the 14th day of June, 1880. Leo J Bass, *Enumerator.*

OF THE PERSON WHO CONDUCTS THIS FARM.				ACRES OF LAND.				FARM VALUES.			FENCES.		LABOR.			GRASS LANDS.						
	TENURE.			IMPROVED.		UNIMPROVED.										ACREAGE 1879.		PRODUCTS HARVESTED IN 1879.				
THE NAME.	Owner.	Rents for fixed money rental.	Rents for shares of products.	Tilled, including fallow and grass in rotation (whether pasture or meadow.)	Permanent meadows, permanent pastures, orchards, vineyards.	Woodland and forest.	Other unimproved, including "old fields" not growing wood.	Of farm, including land, fences, and buildings.	Of farming implements and machinery.	Of Live Stock.	Cost of building and repairing in 1879.	Cost of fertilizers purchased in 1879.	Amount paid for wages for farm labor during 1879, including value of board.	Weeks hired labor in 1879 upon farm (and dairy), excluding house-work.	Estimated value of all farm productions sold, consumed, or on hand for 1879.	Mown.	Not Mown.	Hay.	Clover Seed.	Grass Seed.	Horses of all ages on hand June 1, 1880.	Mules and Asses, all ages, on hand June 1, 1880.
				No.	No.	No.	No.	Dollars.	Dollars.	Dollars.	Dollars.	Dollars.	Dollars.	No.	Dollars.	Acres.	Acres.	Tons.	Bushels.	Bushels.	No.	No.
1	2	3	4	5	6	7	8	9	10	11	12	13	14	15	16	17	18	19	20	21	22	23
1 Linnick David			/	46				500	100	150					200						2	1
2 Abraham Mary	/		*	40				450	35-	200					270						2	
3 Ballenger William	1			18				200	25-	125					100						1	
4 Abraham Andrew	/			35-			51	600	50	250					220-						2	
5 Bryant Samuel	/			40		10		300	25-	100					200						3	
6 Minter John			/	20		15-		400	1.-	150					260	4		4			1	1
7 Kimball James	/		/	15-				175	15-	75-					75-						1	
8 Rials John	/			15-		25-		500	25-	65-					100						2	
9 Wright Orrin	/			15-		20-		500	25-	150					125-						4	
10 Allison John	/			80		60		1000	10	265-					200						2	

NEAT CATTLE AND THEIR PRODUCTS.											SHEEP.										SWINE.	POULTRY ON HAND JUNE 1ST, 1880, EXCLUSIVE OF SPRING HATCHING.		EGGS PRODUCED IN 1879.
ON HAND JUNE 1, 1880.			MOVEMENT, 1879.								ON HAND JUNE 1, 1880.	MOVEMENT, 1879.							CLIP, SPRING 1880, SHORN AND TO BE SHORN.		ON HAND JUNE 1, 1880.			
			Cattle of all ages										Sheep and lambs											
Working oxen.	Milch cows.	Other.	Calves dropped.	Purchased.	Sold living.	Slaughtered.	Died, strayed, and stolen, and not recovered.	Milk sold, or sent to butter and cheese factories in 1879.	Butter made on the farm in 1879.	Cheese made on the farm in 1879.		Lambs dropped.	Purchased.	Sold living.	Slaughtered.	Killed by dogs.	Died of disease.	Died of stress of weather.	Fleeces.	Weight.	On hand June 1, 1880.	Farm-yard.	Other.	
No.	No.	No.	No.	No.	No.	No.	No.	Gallons.	Lbs.	Lbs.	No.	No.	No.	No.	No.	No.	No.	No.	No.	Lbs.	No.	No.	No.	Doz.
24	25	26	27	28	29	30	31	32	33	34	35	36	37	38	39	40	41	42	43	44	45	46	47	48
1	1		1						260												14	35	4	200
2	1								225												24	36		150
3	1								270												6	20		100
4	2	2	1						400			6	6						6	20	7	30	14	160
5	1	1	1						200												14	24	2	100
6	1				2				260												5	25	10	250
7	1								275												3	28		165
8	2	3							480												7	20	10	100
9	1		1						260			2							2	10	7	20		250
10	1								270												8	20		250

CEREALS.												PULSE.		FIBER.						SUGAR.						
BARLEY. 1879.		BUCKWHEAT. 1879.		INDIAN CORN. 1879.		OATS. 1879.		RYE. 1879.		WHEAT. 1879.				FLAX—1879.				HEMP.		SORGHUM—1879.			MAPLE—1879.		BROOM CORN. 1879.	
Area.	Crop.	Area.	Crop.	Area.	Crop.	Area.	Crop.	Area.	Crop.	Area.	Crop.	Canada Peas, (Dry.) in 1879.	Beans, (Dry.) in 1879.	Area in Crop.	Seed.	Straw.	Fiber.			Area in Crop.	Sugar.	Molasses.	Sugar.	Molasses.		
Acres.	Bush.	Acres.	Bush.	Acres.	Bush.	Acres.	Bush.	Acres.	Bush.	Acres.	Bush.	Bush.	Bush.	Acres.	Bush.	Tons.	Lbs.	Acs.	Tns.	Acres.	Lbs.	Galls.	Lbs.	Galls.	Acs.	Lbs.
49	50	51	52	53	54	55	56	57	58	59	60	61	62	63	64	65	66	67	68	69	70	71	72	73	74	75
1				46	230																					
2				10	400																					
3				13	900																					
4				18	800	4	40			6	75									1/4		35-				
5				7	280	1	15													1/4		21-				
6				15	600																					
7				10	350																					
8				10	480																					
9				5	350	2	25																			
10				10	500	2	25													1/2		56				

HOPS. 1879.		POTATOES, (Irish.) 1879.		POTATOES, (Sweet.) 1879.		TOBACCO. 1879.		ORCHARDS—1879.				NURSERIES.		VINEYARDS.			MARKET GARDENS.	BEES—1879.		FOREST PRODUCTS.	
								APPLE.			PEACH.										
Area.	Crop.	Area.	Crop.	Area.	Crop.	Area.	Crop.	Acres.	Bearing trees.	Bushels. 1879.	Acres.	Bearing trees.	Bushels. 1879.	Total value of orchard products of all kinds sold or consumed.	Acres.	Value of produce sold in 1879.	Acres.	Grapes sold in 1879.	Wine made in 1879.	Value of produce sold in 1879.	Honey.	Wax.	Amount of wood cut in 1879.	Value of all forest products sold or consumed in 1879.
Acres.	Lbs.	Acres.	Bush.	Acres.	Bush.	Acres.	Lbs.	No.	No.	No.	No.	No.	No.	Dollars.	No.	Dollars.	No.	Lbs.	Gallons.	Dollars.	Lbs.	Lbs.	Cords.	Dollars.
76	77	78	79	80	81	82	83	84	85	86	87	88	89	90	91	92	93	94	95	96	97	98	99	100
1		1	50																				25-	50
2		1/2	35-																				20	40
3		1/2	35-																				15-	30
4		1/2	25-			1/4	60																40	80
5		1/4	15-								1/2	20											25-	50
6		1/4	65-																				30	60
7		1/2	50																				25-	50
8		3/4	250																				60	120
9		1/4	75-			1/4	35-																25-	50
10		1/4	25-																				30	60

D.

[7–306.]

Page No. 20
Supervisor's Dist: No. 7
Enumeration Dist: No. 137

NOTE A.—The light dotted perpendicular lines, which divide the spaces intended for numbers on this Schedule, are intended to separate the units, tens, &c., from each other, and the Enumerator should be careful that the figures are written within the small spaces so formed, thus: | | 7 | 4 |, the units in the right-hand small spaces. | | 4 | 2 | 1 | | | 3 | 9 |

NOTE B.—Make an affirmative entry by a slanting line (thus /) in one of the three columns 2, 3, and 4, according as the fact is in the case of each farm—in column 2, if the occupier is the owner of the farm; in column 3, if he is the tenant at a fixed money rental; in column 4, if he conducts it for a share of the product.

NOTE C.—Enumerators will observe that there are 100 questions relating to each farm, which are arranged in four successive divisions of each schedule page.

SCHEDULE 2.—Productions of Agriculture in Richmond Twp in the County of Ray, State of Missouri

enumerated by me on the 12th day of June, 1880. Leo J Bard,
Enumerator.

OF THE PERSON WHO CONDUCTS THIS FARM.				ACRES OF LAND.				FARM VALUES.			FENCES.		LABOR.			GRASS LANDS.						
	TENURE.			IMPROVED.		UNIMPROVED.										ACREAGE 1879.		PRODUCTS HARVESTED IN 1879.				
THE NAME.	Owner.	Rents for fixed money rental.	Rents for shares of products.	Tilled, including fallow and grass in rotation, (whether pasture or meadow.)	Permanent meadows, permanent pastures, orchards, vineyards.	Woodland and forest.	Other unimproved, including "old fields" not growing wood.	Of farm, including land, fences, and buildings.	Of farming implements and machinery.	Of Live Stock.	Cost of building and repairing in 1879.	Cost of fertilizers purchased in 1879.	Amount paid for wages for farm labor during 1879, including value of board.	Weeks hired labor in 1879 upon farm (and daily) excluding house-work.	Estimated value of all farm productions (sold, consumed, or on hand) for 1879.	Mown.	Not Mown.	Hay.	Clover Seed.	Grass Seed.	Horses of all ages on hand June 1, 1880.	Mules and Asses, all ages, on hand June 1, 1880.
				No.	No.	No.	No.	Dollars.	Dollars.	Dollars.	Dollars.	Dollars.	Dollars.	No.	Dollars.	Acres.	Acres.	Tons.	Bushels.	Bushels.	No.	No.
1	2	3	4	5	6	7	8	9	10	11	12	13	14	15	16	17	18	19	20	21	22	23
1 Parker Tatham	/			140		60		3000	250	500			100		800						2	
2 Robbins William	/			50		10		1200	80	600					300						1	
3 Robbins Elizabeth	/			70		60		1000	25-	150					200						3	
4 Posey Barney		/		3				600	5	175-					40						1	
5 Crosfut Jarboe	/			20				300	15-	175-					200						1	
6 Bates & Charles	/			40				600	30	100					270						2	
7 Miller John D	/			20				295	25-	150					200						1	
8 Gosler William	/			75		17		1200	100	700			50		250						4	
9 Cale Abraham	/			35-		30		600	20-	200					200		6		5		3	
10 McGard Presley	/			60		20		700	100	300			35-		300		3		4		2	1

NEAT CATTLE AND THEIR PRODUCTS.											SHEEP.										SWINE.	POULTRY ON HAND JUNE 1ST, 1880, EXCLUSIVE OF SPRING HATCHING.		EGGS PRODUCED IN 1879.
ON HAND JUNE 1, 1880.			MOVEMENT, 1879.								ON HAND JUNE 1, 1880.	MOVEMENT, 1879.							CLIP, SPRING 1880, SHORN AND TO BE SHORN.					
			Cattle of all ages					Milk sold, or sent to butter and cheese factories in 1879.	Butter made on the farm in 1879.	Cheese made on the farm in 1879.		Lambs dropped.	Sheep and lambs								ON HAND JUNE 1, 1880.			
Working oxen.	Milch cows.	Other.	Calves dropped.	Purchased.	Sold living.	Slaughtered.	Died, strayed, and stolen, and not recovered.						Purchased.	Sold living.	Slaughtered.	Killed by dogs.	Died of disease.	Died of stress of weather.	Fleeces.	Weight.		Barn-yard.	Other.	
No.	No.	No.	No.	No.	No.	No.	No.	Gallons.	Lbs.	Lbs.	No.	No.	No.	No.	No.	No.	No.	No.	No.	Lbs.	No.	No.	No.	Doz.
21	25	26	27	28	29	30	31	32	33	34	35	36	37	38	39	40	41	42	43	44	45	46	47	48
1	5	17	6						1000												5	30	1	120
2	3						1		600												2	30	6	120
3	1								200													15		75
4	1		1						125-												3	25-		20
5	1								125-												5	30		100
6	1								125-												2	30		100
7	1								200												5	20		25-
8	2		2						500												2	35-		125-
9	2		1						300		1								1	4		20		75-
10	2	6	2				1		500												2	16		200

CEREALS.												PULSE.		FIBER.						SUGAR.							BROOM CORN. 1879.	
BARLEY. 1879.		BUCKWHEAT. 1879.		INDIAN CORN. 1879.		OATS. 1879.		RYE. 1879.		WHEAT. 1879.				FLAX—1879.				HEMP.		SORGHUM—1879.			MAPLE—1879.					
Area.	Crop.	Area.	Crop.	Area.	Crop.	Area.	Crop.	Area.	Crop.	Area.	Crop.	Canada Peas. (Dry.) in 1879.	Beans. (Dry.) in 1879.	Area in Crop.	Seed.	Straw.	Fiber.			Area in Crop.	Sugar.	Molasses.	Sugar.	Molasses.				
Acres.	Bush.	Acres.	Bush.	Acres.	Bush.	Acres.	Bush.	Acres.	Bush.	Acres.	Bush.	Bush.	Bush.	Acres.	Bush.	Tons.	Lbs.	Acs.	Tns.	Acres.	Lbs.	Galls.	Lbs.	Galls.	Acs.	Lbs.		
49	50	51	52	53	54	55	56	57	58	59	60	61	62	63	64	65	66	67	68	69	70	71	72	73	74	75		
1					40	1000	10	200			5-	200																
2					60	2000	3	40			2-	40-									4		5-					
3					20	800																						
4					1	35-															2		40					
5					20	1000	20	500																				
6					25-	2000					10	200																
7					12	400																						
8					25-	1000					30	225-																
9					30	1200															3		120					
10					20	800	10	120			6-	100									12		50					

HOPS. 1879.		POTATOES, (Irish.) 1879.		POTATOES, (Sweet.) 1879.		TOBACCO. 1879.		ORCHARDS—1879.						NURSERIES.		VINEYARDS.			MARKET GARDENS.	BEES—1879.		FOREST PRODUCTS.	
								APPLE.			PEACH.												
Area.	Crop.	Area.	Crop.	Area.	Crop.	Area.	Crop.	Acres.	Bearing trees.	Bushels. 1879.	Acres.	Bearing trees.	Bushels. 1879.	Total value of orchard products of all kinds sold or consumed.	Acres.	Value of produce sold in 1879.	Acres.	Grapes sold in 1879.	Wine made in 1879.	Value of produce sold in 1879.	Honey.	Wax.	Amount of wood cut in 1879.	Value of all forest products sold or consumed in 1879.
Acres.	Lbs.	Acres.	Bush.	Acres.	Bush.	Acres.	Lbs.	No.	No.	No.	No.	No.	No.	Dollars.	No.	Dollars.	No.	Lbs.	Galls.	Dollars.	Lbs.	Lbs.	Cords.	Dollars.
76	77	78	79	80	81	82	83	84	85	86	87	88	89	90	91	92	93	94	95	96	97	98	99	100
1		1/2	25-					5-	100												250		30	60
2		1/2	25					2	95-												200		35-	60-
3		1	100			1/2	50																20	20
4																								
5																								
6																							30	60
7																							25-	100
8								1	20		1/2	15-											25-	50
9		1	75-					1/2	35-														30	60
10		1	60					1/2	15-												400		60	120

dead July 30, 1880

[7–306.]

A.

Page No. 2
Supervisor's Dist: No. 7
Enumeration Dist: No. 157

NOTE A.—The light dotted perpendicular lines, which divide the spaces intended for numbers on this Schedule, are intended to separate the units, tens, &c., from each other, and the Enumerator should be careful that the figures are written within the small spaces so formed, thus: | | 7 | 4 |, the units | 4 | 2 | 1 | in the right-hand small spaces. | | 3 | 9 |

NOTE B.—Make an affirmative entry by a slanting line (thus /) in one of the three columns 2, 3, and 4, according as the fact is in the case of each farm—in column 2, if the occupier is the owner of the farm; in column 3, if he is the tenant at a fixed money rental; in column 4, if he conducts it for a share of the product.

NOTE C.—Enumerators will observe that there are 100 questions relating to each farm, which are arranged in four successive divisions of each schedule page.

SCHEDULE 2.—Productions of Agriculture in Richmond Tp. in the County of Ray, State of Missouri,

enumerated by me on the 15th to 16th day of June, 1880. Leo F. Barr,

Enumerator.

OF THE PERSON WHO CONDUCTS THIS FARM.				ACRES OF LAND.				FARM VALUES.			FENCES.		LABOR.			GRASS LANDS.						
	TENURE.			IMPROVED.		UNIMPROVED.										ACREAGE 1879.		PRODUCTS HARVESTED IN 1879.				
THE NAME.	Owner.	Rents for fixed money rental.	Rents for shares of products.	Tilled, including fallow and grass in rotation, (whether pasture or meadow.)	Permanent meadows, permanent pastures, orchards, vineyards.	Woodland and forest.	Other unimproved, including "old fields" not growing wood.	Of farm, including land, fences, and buildings.	Of farming implements and machinery.	Of Live Stock.	Cost of building and repairing in 1879.	Cost of fertilizers purchased in 1879.	Amount paid for wages for farm labor during 1879, including value of board.	Weeks hired labor in 1879 upon farm (and dairy) excluding house-work.	Estimated value of all farm productions (sold, consumed, or on hand) for 1879.	Mown.	Not Mown.	Hay.	Clover Seed.	Grass Seed.	Horses of all ages on hand June 1, 1880.	Mules and Asses, all ages, on hand June 1, 1880.
				No.	No.	No.	No.	Dollars.	Dollars.	Dollars.	Dollars.	Dollars.	Dollars.	No.	Dollars.	Acres.	Acres.	Tons.	Bushels.	Bushels.	No.	No.
1	2	3	4	5	6	7	8	9	10	11	12	13	14	15	16	17	18	19	20	21	22	23
1				45				125	25	250	40				450						4	1
2				70		10		140	10	165					100						1	
3				60		100		1000	70	430			20		300	30		40			2	
4				60		85		400	30	100					130						1	
5				30		50		500	40	80					270						1	
6				20				180	10	30					100						1	
7				70				70	15	20											2	
8				30		20		2000	30	150					180		2	6			1	1
9				35				700	50	125					250						2	
10				36				400	60	200					200						3	

NEAT CATTLE AND THEIR PRODUCTS.											SHEEP.										SWINE.	POULTRY ON HAND JUNE 1ST, 1880, EXCLUSIVE OF SPRING HATCHING.		
ON HAND JUNE 1, 1880.			MOVEMENT, 1879.									MOVEMENT, 1879.							CLIP, SPRING 1880, SHORN AND TO BE SHORN.					
			Cattle of all ages										Sheep and lambs											
Working oxen.	Milch cows.	Other.	Calves dropped.	Purchased.	Sold living.	Slaughtered.	Died, strayed and stolen, and not recovered.	Milk sold, or sent to butter and cheese factories in 1879.	Butter made on the farm in 1879.	Cheese made on the farm in 1879.	On hand June 1, 1880.	Lambs dropped.	Purchased.	Sold living.	Slaughtered.	Killed by dogs.	Died of disease.	Died of stress of weather.	Fleeces.	Weight.	On hand June 1, 1880.	Barn-yard.	Other.	Eggs produced in 1879.
No.	No.	No.	No.	No.	No.	No.	No.	Gallons.	Lbs.	Lbs.	No.	No.	No.	No.	No.	No.	No.	No.	No.	Lbs.	No.	No.	No.	Doz.
24	25	26	27	28	29	30	31	32	33	34	35	36	37	38	39	40	41	42	43	44	45	46	47	48
1	1		1	1					60												25	12		25
2	2		1						125												40	20		50
3	3	2	1		2				295												65	25		60
4	1				1				160												25	30		25
5	1	1							100												7	25		30
6	2		1		2				360												13	20		50
7	3		2						410												20	2		25
8	1		1						175												30	30		100
9	1		1						200												20	25		120
10	1		1				2		150												15	50		100

CEREALS.												PULSE.		FIBER.						SUGAR.					BROOM CORN.	
BARLEY. 1879.		BUCKWHEAT. 1879.		INDIAN CORN. 1879.		OATS. 1879.		RYE. 1879.		WHEAT. 1879.				FLAX—1879.				HEMP.		SORGHUM—1879.			MAPLE—1879.		1879.	
Area.	Crop.	Area.	Crop.	Area.	Crop.	Area.	Crop.	Area.	Crop.	Area.	Crop.	Canada Peas, (Dry.) in 1879.	Beans, (Dry.) in 1879.	Area in Crop.	Seed.	Straw.	Fiber.			Area in Crop.	Sugar.	Molasses.	Sugar.	Molasses.		
Acres.	Bush.	Acres.	Bush.	Acres.	Bush.	Acres.	Bush.	Acres.	Bush.	Acres.	Bush.	Bush.	Bush.	Acres.	Bush.	Tons.	Lbs.	Acs.	Tns.	Acres.	Lbs.	Galls.	Lbs.	Galls.	Acs.	Lbs.
49	50	51	52	53	54	55	56	57	58	59	60	61	62	63	64	65	66	67	68	69	70	71	72	73	74	75
1				10	200																					
2				5	250																					
3				30	1500																					
4				5	200					1	15															
5				2	200																					
6				1	1000																					
7				5	400																					
8				30	1000					60	1252															
9				30	1200																					
10				20	800					15	100									1		50				

HOPS. 1879.		POTATOES, (Irish.) 1879.		POTATOES, (Sweet.) 1879.		TOBACCO. 1879.		ORCHARDS—1879.						NURSERIES.		VINEYARDS.			MARKET GARDENS.	BEES—1879.		FOREST PRODUCTS.	
								APPLE.			PEACH.												
Area.	Crop.	Area.	Crop.	Area.	Crop.	Area.	Crop.	Acres.	Bearing trees.	Bushels. 1879.	Acres.	Bearing trees.	Bushels. 1879.	Total value of orchard products of all kinds sold or consumed.	Acres.	Value of produce sold in 1879.	Acres.	Grapes sold in 1879.	Wine made in 1879.	Value of produce sold in 1879.	Honey.	Wax.	Amount of wood cut in 1879.	Value of all forest products sold or consumed in 1879.
Acres.	Lbs.	Acres.	Bush.	Acres.	Bush.	Acres.	Lbs.	No.	No.	No.	No.	No.	No.	Dollars.	No.	Dollars.	No.	Lbs.	Galls.	Dollars.	Lbs.	Lbs.	Cords.	Dollars.
76	77	78	79	80	81	82	83	84	85	86	87	88	89	90	91	92	93	94	95	96	97	98	99	100
1		1	50					1	25														25	375
2		1	60																				10	125
3		1	35																				20	400
4		2	70																				16	200
5		1	50																				15	150
6		12	210																					
7		12	210																					
8		1	60																				25	375
9		2	160																				20	400
10		1	50					1/2	30		1/2	20											15	300

B.

[7–306.]

Page No. 22
Supervisor's Dist: No. 7
Enumeration Dist: No. 137

NOTE A.—The light dotted perpendicular lines, which divide the spaces intended for numbers on this Schedule, are intended to separate the units, tens, &c., from each other, and the Enumerator should be careful that the figures are written within the small spaces so formed, thus: 7|4, the units in the right-hand small spaces. 4|2|1 3|9

NOTE B.—Make an affirmative entry by a slanting line (thus /) in one of the three columns 2, 3, and 4, according as the fact is in the case of each farm—in column 2, if the occupier is the owner of the farm; in column 3, if he is the tenant at a fixed money rental; in column 4, if he conducts it for a share of the product.

NOTE C.—Enumerators will observe that there are 100 questions relating to each farm, which are arranged in four successive divisions of each schedule page.

SCHEDULE 2.—Productions of Agriculture in Richmond Tp in the County of Ray, State of Missouri

enumerated by me on the 16th day of June, 1880. Lee J Barr, *Enumerator.*

OF THE PERSON WHO CONDUCTS THIS FARM.				ACRES OF LAND.				FARM VALUES.			FENCES.		LABOR.			GRASS LANDS.						
	TENURE.			IMPROVED.		UNIMPROVED.										ACREAGE 1879.		PRODUCTS HARVESTED IN 1879.				
THE NAME.	Owner.	Rents for fixed money rental.	Rents for shares of products.	Tilled, including fallow and grass in rotation, (whether pasture or meadow.)	Permanent meadows, permanent pastures, orchards, vineyards.	Woodland and forest.	Other unimproved, including "old fields" not growing wood.	Of farm, including land, fences, and buildings.	Of farming implements and machinery.	Of Live Stock.	Cost of building and repairing in 1879.	Cost of fertilizers purchased in 1879.	Amount paid for wages for farm labor during 1879, including value of board.	Weeks hired labor in 1879 upon farm (and dairy) excluding house-work	Estimated value of all farm productions (sold, consumed, or on hand) for 1879.	Mown.	Not Mown.	Hay.	Clover Seed.	Grass Seed.	Horses of all ages on hand June 1, 1880.	Mules and Asses, all ages, on hand June 1, 1880.
				No.	No.	No.	No.	Dollars.	Dollars.	Dollars.	Dollars.	Dollars.	Dollars.	No.	Dollars.	Acres.	Acres.	Tons.	Bushels.	Bushels.	No.	No.
1	2	3	4	5	6	7	8	9	10	11	12	13	14	15	16	17	18	19	20	21	22	23
James Jackson	/			30		11		4000	0	3			0		105	5		5			1	
Wallis Edward	/			4		40		200	0	100					10						1	
Ross Hogan		/		30		10		400	40	100	10				200		3				2	
Daniel Ford	/			6		4		100	0	20	20				50						2	
Allen Ford	/			50		22		2000	800	120					250	4		3			4	2
Hiram Dehart		/		15				200	75	25					200						3	1
Dudley Gilman	/			105				1000	50	300					300						5	
Burch Samuel	/			55		35		1200	0	200					270						3	1
Rob Dr			/	5				150	10	20					20							
Sanderson Hunter E			/	40		20		700	50	150					150						3	1

NEAT CATTLE AND THEIR PRODUCTS.											SHEEP.										SWINE.	POULTRY ON HAND JUNE 1ST, 1880, EXCLUSIVE OF SPRING HATCHING.		
ON HAND JUNE 1, 1880.			MOVEMENT, 1879.									MOVEMENT, 1879.							CLIP, SPRING 1880, SHORN AND TO BE SHORN.						
			Cattle of all ages									Sheep and lambs												
Working oxen.	Milch cows.	Other.	Calves dropped.	Purchased.	Sold living.	Slaughtered.	Died, strayed, and stolen, and not recovered.	Milk sold, or sent to butter and cheese factories in 1879.	Butter made on the farm in 1879.	Cheese made on the farm in 1879.	On hand June 1, 1880.	Lambs dropped.	Purchased.	Sold living.	Slaughtered.	Killed by dogs.	Died of disease.	Died of stress of weather.	Fleeces.	Weight.	On hand June 1, 1880.	Barn-yard.	Other.	Eggs produced in 1879.
No.	No.	No.	No.	No.	No.	No.	No.	Gallons.	Lbs.	Lbs.	No.	No.	No.	No.	No.	No.	No.	No.	No.	Lbs.	No.	No.	No.	Doz.
24	25	26	27	28	29	30	31	32	33	34	35	36	37	38	39	40	41	42	43	44	45	46	47	48
	2		4		1				130		13	4					1		9	20	3	130		30
	3								600												5	20	9	50
	3																				1	20		60
																					5	12		50
2	2	2	2		1				400		23	13		8	2				23	121	4	24		300
	3				2		1		361		11	4							15	75	2	15	11	170
	2				1				290		5	5							5	25	1	5	3	30
	3		3						300												1		8	125
	1								120														2	30
	1		1						150												20	25		25

CEREALS.												PULSE.		FIBER.						SUGAR.						BROOM CORN. 1879.	
BARLEY. 1879.		BUCKWHEAT. 1879.		INDIAN CORN. 1879.		OATS. 1879.		RYE. 1879.		WHEAT. 1879.				FLAX—1879.				HEMP.		SORGHUM—1879.			MAPLE—1879.				
Area.	Crop.	Area.	Crop.	Area.	Crop.	Area.	Crop.	Area.	Crop.	Area.	Crop.	Canada Peas, (Dry.) in 1879.	Beans, (Dry.) in 1879.	Area in Crop.	Seed.	Straw.	Fiber.			Area in Crop.	Sugar.	Molasses.	Sugar.	Molasses.			
Acres.	Bush.	Acres.	Bush.	Acres.	Bush.	Acres.	Bush.	Acres.	Bush.	Acres.	Bush.	Bush.	Bush.	Acres.	Bush.	Tons.	Lbs.	Acs.	Tns.	Acres.	Lbs.	Galls.	Lbs.	Galls.	Acs.	Lbs.
49	50	51	52	53	54	55	56	57	58	59	60	61	62	63	64	65	66	67	68	69	70	71	72	73	74	75
				1/2	50															1/2		30				
				1	100															1/2		10				
				25	900															1/2		6				
				1/2	250																					
				40	1600					2	100									6		700				
				10	350					20	170									1		80				
				30	2000															1/2		75				
				40	1620					1	115									1/2		50				
				2	35					1										1/4		35				
				40	3750																					

HOPS. 1879.		POTATOES, (Irish.) 1879.		POTATOES, (Sweet.) 1879.		TOBACCO. 1879.		ORCHARDS—1879.						NURSERIES.		VINEYARDS.			MARKET GARDENS	BEES—1879.		FOREST PRODUCTS.	
								APPLE.			PEACH.												
Area.	Crop.	Area.	Crop.	Area.	Crop.	Area.	Crop.	Acres.	Bearing trees.	Bushels. 1879.	Acres.	Bearing trees.	Bushels. 1879.	Total value of orchard products of all kinds sold or consumed.	Acres.	Value of produce sold in 1879.	Acres.	Grapes sold in 1879.	Wine made in 1879.	Value of produce sold in 1879.	Honey.	Wax.	Amount of wood cut in 1879.	Value of all forest products sold or consumed in 1879.
Acres.	Lbs.	Acres.	Bush.	Acres.	Bush.	Acres.	Lbs.	No.	No.	No.	No.	No.	No.	Dollars.	No.	Dollars.	No.	Lbs.	Galls.	Dollars.	Lbs.	Lbs.	Cords.	Dollars.
76	77	78	79	80	81	82	83	84	85	86	87	88	89	90	91	92	93	94	95	96	97	98	99	100
		1/4	35					2	30														25	50
		1	40			1/4	25																30	60
								1/2	17														15	30
																							20	40
		1	40					4	200														30	60
		1/2	20																				25	50
		1	15					2	30														20	40
		1/2	20																				20	40
		2	160																					
																							20	40

[7–306.]

Recd July 30. 1880

C.

Page No. 28
Supervisor's Dist: No. 7
Enumeration Dist: No. 137

NOTE A.—The light dotted perpendicular lines, which divide the spaces intended for numbers on this Schedule, are intended to separate the units, tens, &c., from each other, and the Enumerator should be careful that the figures are written within the small spaces so formed, thus: 7|4, the units in the right-hand small spaces. 4|2|1 3|9

NOTE B.—Make an affirmative entry by a slanting line (thus /) in one of the three columns 2, 3, and 4, according as the fact is in the case of each farm—in column 2, if the occupier is the owner of the farm; in column 3, if he is the tenant at a fixed money rental; in column 4, if he conducts it for a share of the product.

NOTE C.—Enumerators will observe that there are 100 questions relating to each farm, which are arranged in four successive divisions of each schedule page.

SCHEDULE 2.—Productions of Agriculture in Richmond Towns in the County of Ray, State of Missouri

enumerated by me on the Entered day of June, 1880.

Leo J Dare,
Enumerator.

OF THE PERSON WHO CONDUCTS THIS FARM.				ACRES OF LAND.				FARM VALUES.			FENCES.		LABOR.			GRASS LANDS.						
	TENURE.			IMPROVED.		UNIMPROVED.										ACREAGE 1879.		PRODUCTS HARVESTED IN 1879.				
THE NAME.	Owner.	Rents for fixed money rental.	Rents for shares of products.	Tilled, including fallow and grass in rotation (whether pasture or meadow.)	Permanent meadows, permanent pastures, orchards, vineyards.	Woodland and forest.	Other unimproved, including "old fields" not growing wood.	Of farm, including land, fences, and buildings.	Of farming implements and machinery.	Of Live Stock.	Cost of building and repairing in 1879.	Cost of fertilizers purchased in 1879.	Amount paid for wages for farm labor during 1879, including value of board.	Weeks hired labor in 1879 upon farm (and dairy) excluding housework.	Estimated value of all farm productions (sold, consumed, or on hand) for 1879.	Mown.	Not Mown.	Hay.	Clover Seed.	Grass Seed.	Horses of all ages on hand June 1, 1880.	Mules and Asses, all ages, on hand June 1, 1880.
				No.	No.	No.	No.	Dollars.	Dollars.	Dollars.	Dollars.	Dollars.	Dollars.	No.	Dollars.	Acres.	Acres.	Tons.	Bushels.	Bushels.	No.	No.
1	2	3	4	5	6	7	8	9	10	11	12	13	14	15	16	17	18	19	20	21	22	23
1 Gauldon Stillman			1	40		200		2400	75	1200					250						3	
2 Treaty Boyle			1	60				1000	50	200	20				200						2	
3 Thomas Shubert			1	20		30		600	10	100					160							2
4 Fields Isher Co	1			15				200	25	100					80						1	
5 Richardson D C			1	4		6		150	10	100					25						2	
6 Stannard Gillman	1			70		60		1000	35	100					131						3	
7 Stannard Isaac	1			3				75	10	65					50						1	
8 Fields Jane	1			20		20		300	25	50					200						3	
9 Stannard Thos	1			10				125	30	100					50						2	
10 Hail Butler Farm	1			30		36		300	5	150					150						3	

NEAT CATTLE AND THEIR PRODUCTS.												SHEEP.										SWINE.			POULTRY ON HAND JUNE 1ST, 1880, EXCLUSIVE OF SPRING HATCHING.		
ON HAND JUNE 1, 1880.			MOVEMENT, 1879.									ON HAND JUNE 1, 1880.	MOVEMENT, 1879.							CLIP, SPRING 1880, SHORN AND TO BE SHORN.								
				Cattle of all ages										Sheep and lambs														
Working oxen.	Milch cows.	Other.	Calves dropped.	Purchased.	Sold living.	Slaughtered.	Died, strayed, and stolen, and not recovered.	Milk sold, or sent to butter and cheese factories in 1879.	Butter made on the farm in 1879.	Cheese made on the farm in 1879.	On hand June 1, 1880.	Lambs dropped.	Purchased.	Sold living.	Slaughtered.	Killed by dogs.	Died of disease.	Died of stress of weather.	Fleeces.	Weight.	On hand June 1, 1880.	Barn-yard.	Other.	Eggs produced in 1879.				
No.	No.	No.	No.	No.	No.	No.	No.	Gallons.	Lbs.	Lbs.	No.	No.	No.	No.	No.	No.	No.	No.	No.	Lbs.	No.	No.	No.	Doz.				
24	25	26	27	28	29	30	31	32	33	34	35	36	37	38	39	40	41	42	43	44	45	46	47	48				
1	2		1						300												1	30		100				1
2	1								200												1	20		75				2
3	1								200												1	20		75				3
4	1								200												1	20		100				4
5																					3	60		200				5
6	2	7	6						800			35	15		10				35	140	20	20		200				6
7	1								125												1	25		100				7
8	2		2						450												1	25		75				8
9	1								200												1	30		100				9
10	1		1						265			1							1	3	1	30		60				10

CEREALS.												PULSE.		FIBER.						SUGAR.					BROOM CORN.	
BARLEY. 1879.		BUCKWHEAT. 1879.		INDIAN CORN. 1879.		OATS. 1879.		RYE. 1879.		WHEAT. 1879.				FLAX—1879.				HEMP.		SORGHUM—1879.			MAPLE—1879.			
Area.	Crop.	Area.	Crop.	Area.	Crop.	Area.	Crop.	Area.	Crop.	Area.	Crop.	Canada Peas, (Dry.) in 1879.	Beans, (Dry.) in 1879.	Area in Crop.	Seed.	Straw.	Fiber.			Area in Crop.	Sugar.	Molasses.	Sugar.	Molasses.	1879.	
Acres.	Bush.	Acres.	Bush.	Acres.	Bush.	Acres.	Bush.	Acres.	Bush.	Acres.	Bush.	Bush.	Bush.	Acres.	Bush.	Tons.	Lbs.	Acs.	Tns.	Acres.	Lbs.	Galls.	Lbs.	Galls.	Acs.	Lbs.
49	50	51	52	53	54	55	56	57	58	59	60	61	62	63	64	65	66	67	68	69	70	71	72	73	74	75
1				40	1600																					
2				35	1000																					
3				20	380					6	30									1/2		10				
4				12	384															1/2		40				
5				9	320																					
6				35	1200					20	200									3/4		100				
7				3	120																					
8				12	480															1/2		50				
9				19	650																					
10				20	900															1/2		46				

HOPS. 1879.		POTATOES, (Irish.) 1879.		POTATOES, (Sweet.) 1879.		TOBACCO. 1879.		ORCHARDS—1879.							NURSERIES.		VINEYARDS.			MARKET GARDENS.	BEES—1879.		FOREST PRODUCTS.	
								APPLE.			PEACH.			Total value of orchard products of all kinds sold or consumed.										
Area.	Crop.	Area.	Crop.	Area.	Crop.	Area.	Crop.	Acres.	Bearing trees.	Bushels. 1879.	Acres.	Bearing trees.	Bushels. 1879.		Acres.	Value of produce sold in 1879.	Acres.	Grapes sold in 1879.	Wine made in 1879.	Value of produce sold in 1879.	Honey.	Wax.	Amount of wood cut in 1879.	Value of all forest products sold or consumed in 1879.
Acres.	Lbs.	Acres.	Bush.	Acres.	Bush.	Acres.	Lbs.	No.	No.	No.	No.	No.	No.	Dollars.	No.	Dollars.	No.	Lbs.	Galls.	Dollars.	Lbs.	Lbs.	Cords.	Dollars.
76	77	78	79	80	81	82	83	84	85	86	87	88	89	90	91	92	93	94	95	96	97	98	99	100
		2	30																				8	110
		1	40																				2	50
		1/2	10																				2	60
		1/2	10																				2	50
		1/2	20																				1	40
		1/2	15			1/2	10	2	50												200		3	60
		1	30																					
		1/2	10																				2	50
		1/2	15																					

D.

[7–306.]

Page No. 24
Supervisor's Dist: No. 2
Enumeration Dist: No. 2

NOTE A.—The light dotted perpendicular lines, which divide the spaces intended for numbers on this Schedule, are intended to separate the units, tens, &c., from each other, and the Enumerator should be careful that the figures are written within the small spaces so formed, thus: | 7 | 4 |, the units | 4 | 2 | 1 | in the right-hand small spaces. | 3 | 9 |

NOTE B.—Make an affirmative entry by a slanting line (thus /) in one of the three columns 2, 3, and 4, according as the fact is in the case of each farm—in column 2, if the occupier is the owner of the farm; in column 3, if he is the tenant at a fixed money rental; in column 4, if he conducts it for a share of the product.

NOTE C.—Enumerators will observe that there are 100 questions relating to each farm, which are arranged in four successive divisions of each schedule page.

SCHEDULE 2.—Productions of Agriculture in Richmond Tp in the County of Pay, State of Missouri

enumerated by me on the 17th 18th day of June, 1880. Geo J Bear,

Enumerator.

OF THE PERSON WHO CONDUCTS THIS FARM.				ACRES OF LAND.				FARM VALUES.			FENCES.		LABOR.			GRASS LANDS.						
	TENURE.			IMPROVED.		UNIMPROVED.										ACREAGE 1879.		PRODUCTS HARVESTED IN 1879.				
THE NAME.	Owner.	Rents for fixed money rental.	Rents for shares of products.	Tilled, including fallow and grass in rotation. (whether pasture or meadow.)	Permanent meadows, permanent pastures, orchards, vineyards.	Woodland and forest.	Other unimproved, including "old fields" not growing wood.	Of farm, including land, fences, and buildings.	Of farming implements and machinery.	Of Live Stock.	Cost of building and repairing in 1879.	Cost of fertilizers purchased in 1879.	Amount paid for wages for farm labor during 1879, including value of board.	Weeks hired labor in 1879 upon farm (and dairy) excluding house-work.	Estimated value of all farm productions (sold, consumed, or on hand) for 1879.	Mown.	Not Mown.	Hay.	Clover Seed.	Grass Seed.	Horses of all ages on hand June 1, 1880.	Mules and Asses, all ages, on hand June 1, 1880.
				No.	No.	No.	No.	Dollars.	Dollars.	Dollars.	Dollars.	Dollars.	Dollars.	No.	Dollars.	Acres.	Acres.	Tons.	Bushels.	Bushels.	No.	No.
1	2	3	4	5	6	7	8	9	10	11	12	13	14	15	16	17	18	19	20	21	22	23
1 Pruitt John A	1			80				1000	30	250					200	2	-	6			4	1
2 Crain Mc Major	1			70				1500	40	650					550						2	1
3 Prather Brothers	1			50			100	600	20	100					130						3	
4 Inman Martha	1			100		40		1500	120	700					200						4	1
5 Tracy Thurza	1			80				1000	40	650					700						2	
6 Smith John F	1			240			40	700	100	550					250						2	1
7 Ruby David	1			200				600	150	200					100						2	
8 Ruby David G	1			280				1000	200	350	250				300						2	
9 Mabrey F J	1			60				350	100	100					250							
10 Allen Geo D	1			340		50		2000	2150	600	100				500						5	

NEAT CATTLE AND THEIR PRODUCTS.											SHEEP.										SWINE.	POULTRY ON HAND JUNE 1ST, 1880, EXCLUSIVE OF SPRING HATCHING.		EGGS PRODUCED IN 1879.
ON HAND JUNE 1, 1880.			MOVEMENT, 1879.									MOVEMENT, 1879.							CLIP, SPRING 1880, SHORN AND TO BE SHORN.						
				Cattle of all ages									Sheep and lambs											
Working oxen.	Milch cows.	Other.	Calves dropped.	Purchased.	Sold living.	Slaughtered.	Died, strayed, and stolen, and not recovered.	Milk sold, or sent to butter and cheese factories in 1879.	Butter made on the farm in 1879.	Cheese made on the farm in 1879.	On hand June 1, 1880.	Lambs dropped.	Purchased.	Sold living.	Slaughtered.	Killed by dogs.	Died of disease.	Died of stress of weather.	Fleeces.	Weight.	On hand June 1, 1880.	Barn-yard.	Other.	
No.	No.	No.	No.	No.	No.	No.	No.	Gallons.	Lbs.	Lbs.	No.	No.	No.	No.	No.	No.	No.	No.	No.	Lbs.	No.	No.	No.	Doz.
24	25	26	27	28	29	30	31	32	33	34	35	36	37	38	39	40	41	42	43	44	45	46	47	48
1	1		1						325												23	30		150
2	1		1						275												1	20		60
3	3		1						425												6	20		70
4	3		3						350		12	5							12	60	6	20		60
5	2								300												3	20		40
6	1								200												2	20		50
7	1		1						275												12	25		60
8	1								300												4	10		25
9																					2	20		40
10	3		3	1	2				600												29	50		300

CEREALS.												PULSE.		FIBER.						SUGAR.						BROOM CORN. 1879.	
BARLEY. 1879.		BUCKWHEAT. 1879.		INDIAN CORN. 1879.		OATS. 1879.		RYE. 1879.		WHEAT. 1879.				FLAX—1879.				HEMP.		SORGHUM—1879.			MAPLE—1879.				
Area.	Crop.	Area.	Crop.	Area.	Crop.	Area.	Crop.	Area.	Crop.	Area.	Crop.	Canada Peas, (Dry.) in 1879.	Beans, (Dry.) in 1879.	Area in Crop.	Seed.	Straw.	Fiber.			Area in Crop.	Sugar.	Molasses.	Sugar.	Molasses.			
Acres.	Bush.	Acres.	Bush.	Acres.	Bush.	Acres.	Bush.	Acres.	Bush.	Acres.	Bush.	Bush.	Bush.	Acres.	Bush.	Tons.	Lbs.	Acs.	Tns.	Acres.	Lbs.	Galls.	Lbs.	Galls.	Acs.	Lbs.
49	50	51	52	53	54	55	56	57	58	59	60	61	62	63	64	65	66	67	68	69	70	71	72	73	74	75
1				50	1750	12	280																			
2				10	400																					
3				30	1200	2	50													½		30				
4				35	1280															1		20				
5				15	600																					
6				30	1300																					
7				10	300	5	100																			
8				10	350																					
9																										
10				14	650			1	40																	

HOPS. 1879.		POTATOES, (Irish.) 1879.		POTATOES, (Sweet.) 1879.		TOBACCO. 1879.		ORCHARDS—1879.							NURSERIES.		VINEYARDS.			MARKET GARDENS.	BEES—1879.		FOREST PRODUCTS.	
								APPLE.			PEACH.			Total value of orchard products of all kinds sold or consumed.						Value of produce sold in 1879.			Amount of wood cut in 1879.	Value of all forest products sold or consumed in 1879.
Area.	Crop.	Area.	Crop.	Area.	Crop.	Area.	Crop.	Acres.	Bearing trees.	Bushels. 1879.	Acres.	Bearing trees.	Bushels. 1879.		Acres.	Value of produce sold in 1879.	Acres.	Grapes sold in 1879.	Wine made in 1879.		Honey.	Wax.		
Acres.	Lbs.	Acres.	Bush.	Acres.	Bush.	Acres.	Lbs.	No.	No.	No.	No.	No.	No.	Dollars.	No.	Dollars.	No.	Lbs.	Galls.	Dollars.	Lbs.	Lbs.	Cords.	Dollars.
76	77	78	79	80	81	82	83	84	85	86	87	88	89	90	91	92	93	94	95	96	97	98	99	100
1		½	50																				30	60
2																							2½	50
3		½	50																				30	60
4		1	60																				30	60
5																							30	60
6																							30	60
7																								
8																							20	40
9																								
10		½	20			½	150										½						35	70

Recd July 30 1880

[7–306.]

A.

Page No. 21
Supervisor's Dist: No. 7
Enumeration Dist: No. 137

NOTE A.—The light dotted perpendicular lines, which divide the spaces intended for numbers on this Schedule, are intended to separate the units, tens, &c., from each other, and the Enumerator should be careful that the figures are written within the small spaces so formed, thus: 7|4, the units 4|2|1, 3|9 in the right-hand small spaces.

NOTE B.—Make an affirmative entry by a slanting line (thus /) in one of the three columns 2, 3, and 4, according as the fact is in the case of each farm—in column 2, if the occupier is the owner of the farm; in column 3, if he is the tenant at a fixed money rental; in column 4, if he conducts it for a share of the product.

NOTE C.—Enumerators will observe that there are 100 questions relating to each farm, which are arranged in four successive divisions of each schedule page.

SCHEDULE 2.—Productions of Agriculture in Richmond Tp in the County of Ray, State of Mo.

enumerated by me on the 18th & 19th day of June, 1880. Leo J Bart,
Enumerator.

OF THE PERSON WHO CONDUCTS THIS FARM.				ACRES OF LAND.				FARM VALUES.			FENCES.		LABOR.			GRASS LANDS.						
	TENURE.			IMPROVED.		UNIMPROVED.										ACREAGE 1879.		PRODUCTS HARVESTED IN 1879.				
THE NAME.	Owner.	Rents for fixed money rental.	Rents for shares of products.	Tilled, including fallow and grass in rotation, (whether pasture or meadow.)	Permanent meadows, permanent pastures, orchards, vineyards.	Woodland and forest.	Other unimproved, including "old fields" not growing wood.	Of farm, including land, fences, and buildings.	Of farming implements and machinery.	Of Live Stock.	Cost of building and repairing in 1879.	Cost of fertilizers purchased in 1879.	Amount paid for wages for farm labor during 1879, including value of board.	Weeks hired labor in 1879 upon farm (and dairy) excluding house-work.	Estimated value of all farm productions (sold, consumed, or on hand) for 1879.	Mown.	Not Mown.	Hay.	Clover Seed.	Grass Seed.	Horses of all ages on hand June 1, 1880.	Mules and Asses, all ages, on hand June 1, 1880.
				No.	No.	No.	No.	Dollars.	Dollars.	Dollars.	Dollars.	Dollars.	Dollars.	No.	Dollars.	Acres.	Acres.	Tons.	Bushels.	Bushels.	No.	No.
1	2	3	4	5	6	7	8	9	10	11	12	13	14	15	16	17	18	19	20	21	22	23
1 Wallaby Sarah	/			6 1				1000	25	600			60		150						4	/
2 McCrosky Francis	/			40				600	35	600			30		200						4	
3 Hall Washington			/	10				200	35	150					25						4	
4 Griffin Thomas			/	40				400	60	200					250						2	
5 Chilcoat Isaac			/	12				200	25	100					50						1	
6 Hall William			/	9				100	10	75					60						3	
7 Hall William	/			6				25	10	105					40						2	
8 Stone Ford		/		4				75	10	25					25						1	
9 Renfro Daniel	/			23		2		250	25	360			36		100	2		2			2	/
10 Lyle Robert	/			20		10		400	25	100					100						2	

NEAT CATTLE AND THEIR PRODUCTS.											SHEEP.									SWINE.	POULTRY ON HAND JUNE 1ST, 1880, EXCLUSIVE OF SPRING HATCHING.		
ON HAND JUNE 1, 1880.			MOVEMENT, 1879.									MOVEMENT, 1879.							CLIP, SPRING 1880, SHORN AND TO BE SHORN.				
				Cattle of all ages									Sheep and lambs										
Working oxen.	Milch cows.	Other.	Calves dropped.	Purchased.	Sold living.	Slaughtered.	Died, strayed, and stolen, and not recovered.	Milk sold or sent to butter and cheese factories in 1879.	Butter made on the farm in 1879.	Cheese made on the farm in 1879.	On hand June 1, 1880.	Lambs dropped.	Purchased.	Sold living.	Slaughtered.	Killed by dogs.	Died of diseases.	Died of stress of weather.	Fleeces.	Weight.	On hand June 1, 1880.	Barn-yard.	Other.	Eggs produced in 1879.
No.	No.	No.	No.	No.	No.	No.	No.	Gallons.	Lbs.	Lbs.	No.	No.	No.	No.	No.	No.	No.	No.	No.	Lbs.	No.	No.	No.	Doz.
24	25	26	27	28	29	30	31	32	33	34	35	36	37	38	39	40	41	42	43	44	45	46	47	48
1	4		2		1				600		6	4				3			6	11	15	30		75
2	3		2						400												7	18		100
3	2	1	1		1				360												2	30		75
4	1								100												3	20		50
5	1								100													15		20
6	2		2						250													10		125
7	3		2		1	2	1		420													25		60
8																						22		25
9	2	3	1	2	1				300		8	3							5	25	4	18		45
10	1	1							250		3	4					2		3	23	6	28		100

CEREALS.												PULSE.		FIBER.						SUGAR.					BROOM CORN.	
BARLEY. 1879.		BUCKWHEAT. 1879.		INDIAN CORN. 1879.		OATS. 1879.		RYE. 1879.		WHEAT. 1879.				FLAX—1879.				HEMP.		SORGHUM—1879.			MAPLE—1879.			
Area.	Crop.	Area.	Crop.	Area.	Crop.	Area.	Crop.	Area.	Crop.	Area.	Crop.	Canada Peas, (Dry,) in 1879.	Beans, (Dry,) in 1879.	Area in Crop.	Seed.	Straw.	Fiber.			Area in Crop.	Sugar.	Molasses.	Sugar.	Molasses.		
Acres.	Bush.	Acres.	Bush.	Acres.	Bush.	Acres.	Bush.	Acres.	Bush.	Acres.	Bush.	Bush.	Bush.	Acres.	Bush.	Tons.	Lbs.	Acs.	Tns.	Acres.	Lbs.	Galls.	Lbs.	Galls.	Acs.	Lbs.
49	50	51	52	53	54	55	56	57	58	59	60	61	62	63	64	65	66	67	68	69	70	71	72	73	74	75
1				40	1600	7	70													½		25				
2				20	1200	5	60													1		60				
3				8	320															/		75				
4																										
5																										
6																										
7																										
8				2	50																					
9				10	400					10	100									/		65				
10				20	750	2	20			0	30									¼		50				

HOPS. 1879.		POTATOES, (Irish.) 1879.		POTATOES, (Sweet.) 1879.		TOBACCO. 1879.		ORCHARDS—1879.						Total value of orchard products of all kinds sold or consumed.	NURSERIES.		VINEYARDS.			MARKET GARDENS.	BEES—1879.		FOREST PRODUCTS.	
								APPLE.			PEACH.													
Area.	Crop.	Area.	Crop.	Area.	Crop.	Area.	Crop.	Acres.	Bearing trees.	Bushels. 1879.	Acres.	Bearing trees.	Bushels. 1879.		Acres.	Value of produce sold in 1879.	Acres.	Grapes sold in 1879.	Wine made in 1879.	Value of produce sold in 1879.	Honey.	Wax.	Amount of wood cut in 1879.	Value of all forest products sold or consumed in 1879.
Acres.	Lbs.	Acres.	Bush.	Acres.	Bush.	Acres.	Lbs.	No.	No.	No.	No.	No.	No.	Dollars.	No.	Dollars.	No.	Lbs.	Galls.	Dollars.	Lbs.	Lbs.	Cords.	Dollars.
76	77	78	79	80	81	82	83	84	85	86	87	88	89	90	91	92	93	94	95	96	97	98	99	100
1		½	25																				2½	150
2		½	25																				50	60
3		¼	15			⅛	60				¼	25											20	60
4																							20	40
5																								
6		1	60																				10	20
7																							25	50
8		1	50																				25	150
9		1	55																				60	125
10		¼	15																				30	65

B.

[7—306.]

Page No. 26
Supervisor's Dist: No. 7
Enumeration Dist: No. 197

NOTE A.—The light dotted perpendicular lines, which divide the spaces intended for numbers on this Schedule, are intended to separate the units, tens, &c., from each other, and the Enumerator should be careful that the figures are written within the small spaces so formed, thus: | | 7 | 4 |, the units in the right-hand small spaces. | | 4 | 2 | 1 | | | 3 | 9 |

NOTE B.—Make an affirmative entry by a slanting line (thus /) in one of the three columns 2, 3, and 4, according as the fact is in the case of each farm—in column 2, if the occupier is the owner of the farm; in column 3, if he is the tenant at a fixed money rental; in column 4, if he conducts it for a share of the product.

NOTE C.—Enumerators will observe that there are 100 questions relating to each farm, which are arranged in four successive divisions of each schedule page.

SCHEDULE 2.—Productions of Agriculture in Richmond Tp. in the County of Ray, State of Missouri enumerated by me on the 19th day of June, 1880. Leo A Bart,

Enumerator.

OF THE PERSON WHO CONDUCTS THIS FARM.				ACRES OF LAND.				FARM VALUES.			FENCES.		LABOR.			GRASS LANDS.						
	TENURE.			IMPROVED.		UNIMPROVED.										ACREAGE 1879.		PRODUCTS HARVESTED IN 1879.				
THE NAME.	Owner.	Rents for fixed money rental.	Rents for shares of products.	Tilled, including fallow and grass in rotation. (Whether pasture or meadow.)	Permanent meadows, permanent pastures, orchards, vineyards.	Woodland and forest.	Other unimproved, including "old fields" not growing wood.	Of farm, including land, fences, and buildings.	Of farming implements and machinery.	Of Live Stock.	Cost of building and repairing in 1879.	Cost of fertilizers purchased in 1879.	Amount paid for wages for farm labor during 1879, including value of board.	Weeks hired labor in 1879 upon farm (and dairy) excluding house-work.	Estimated value of all farm productions (said, consumed, or on hand) for 1879.	Mown.	Not Mown.	Hay.	Clover Seed.	Grass Seed.	Horses of all ages on hand June 1, 1880.	Mules and Asses, all ages, on hand June 1, 1880.
				No.	No.	No.	No.	Dollars.	Dollars.	Dollars.	Dollars.	Dollars.	Dollars.	No.	Dollars.	Acres.	Acres.	Tons.	Bushels.	Bushels.	No.	No.
1	2	3	4	5	6	7	8	9	10	11	12	13	14	15	16	17	18	19	20	21	22	23
1 Hart Henry	/			40		7		100	35	150					100	4		3			2	1
2 Wilson John	/			20		41		900	10	150					120						2	
3 Eaton Henry			/	35		20		600	75	210					225						3	
4 Thompson Elwood		/		14		46		500	35	200			25		270						1	1
5 McCord William H	/			50				750	40	175					165	16		10			2	
6 Sanderson George		/		40				400	25	100			35		290						1	
7 Bell Thomas	/			16		24		500	25	150					240						2	
8 McCord James	/			15		35		300	10	40			50		60						4	1
9 McCord Edward	/			45		55		400	20	100					150	1	1	1			3	2
10 Paramore James			/	12		30		300	10	125					30						4	1

NEAT CATTLE AND THEIR PRODUCTS.											SHEEP.										SWINE.	POULTRY ON HAND JUNE 1ST, 1880, EXCLUSIVE OF SPRING HATCHING.		EGGS PRODUCED IN 1879.
ON HAND JUNE 1, 1880.			MOVEMENT, 1879.									MOVEMENT, 1879.							CLIP, SPRING 1880, SHORN AND TO BE SHORN.						
			Cattle of all ages									Sheep and lambs												
Working oxen.	Milch cows.	Other.	Calves dropped.	Purchased.	Sold living.	Slaughtered.	Died, strayed, and stolen, and not recovered.	Milk sold, or sent to butter and cheese factories in 1879.	Butter made on the farm in 1879.	Cheese made on the farm in 1879.	On hand June 1, 1880.	Lambs dropped.	Purchased.	Sold living.	Slaughtered.	Killed by dogs.	Died of disease.	Died of stress of weather.	Fleeces.	Weight.	On hand June 1, 1880.	Barn-yard.	Other.	
No.	No.	No.	No.	No.	No.	No.	No.	Gallons.	Lbs.	Lbs.	No.	No.	No.	No.	No.	No.	No.	No.	No.	Lbs.	No.	No.	No.	Doz.
24	25	26	27	28	29	30	31	32	33	34	35	36	37	38	39	40	41	42	43	44	45	46	47	48
1	/		/						150		3										4	10		30
2	2		/						325												7	20		50
3	/	2	/						125		/										10	25		60
4	2	/	2						300												20	80		65
5	3	3	2	5	4				350												38	125		75
6																						30		100
7	2								375												2	20		50
8	/								250		/								6	18	10	70		60
9	2								400		12	/							11	22	18	80		80
10											4	4							4	11	6	12		40

CEREALS.												PULSE.		FIBER.						SUGAR.						BROOM CORN. 1879.	
BARLEY. 1879.		BUCKWHEAT. 1879.		INDIAN CORN. 1879.		OATS. 1879.		RYE. 1879.		WHEAT. 1879.				FLAX—1879.				HEMP.		SORGHUM—1879.			MAPLE—1879.				
Area.	Crop.	Area.	Crop.	Area.	Crop.	Area.	Crop.	Area.	Crop.	Area.	Crop.	Canada Peas, (Dry.) in 1879.	Beans, (Dry.) in 1879.	Area in Crop.	Seed.	Straw.	Fiber.			Area in Crop.	Sugar.	Molasses.	Sugar.	Molasses.			
Acres.	Bush.	Acres.	Bush.	Acres.	Bush.	Acres.	Bush.	Acres.	Bush.	Acres.	Bush.	Bush.	Bush.	Acres.	Bush.	Tons.	Lbs.	Acs.	Tns.	Acres.	Lbs.	Galls.	Lbs.	Galls.	Acs.	Lbs.
49	50	51	52	53	54	55	56	57	58	59	60	61	62	63	64	65	66	67	68	69	70	71	72	73	74	75
1				10	500	5	75			10	150									2		90				
2				12	500	4	50	6	25	6	70															
3				20	560					25	175									2		30				
4				10	400					10	125									4		20				
5				23	800	7	70																			
6				25	1000																					
7				7	300	2	20													2		120				
8				10	305															4		30				
9				20	700			1	9	12	45															
10				10	350																					

HOPS. 1879.		POTATOES, (Irish.) 1879.		POTATOES, (Sweet.) 1879.		TOBACCO. 1879.		ORCHARDS—1879.				NURSERIES.		VINEYARDS.			MARKET GARDENS.	BEES—1879.		FOREST PRODUCTS.	
								APPLE.			PEACH.										
Area.	Crop.	Area.	Crop.	Area.	Crop.	Area.	Crop.	Acres.	Bearing trees.	Bushels. 1879.	Acres.	Bearing trees.	Bushels. 1879.	Total value of orchard products of all kinds sold or consumed.	Acres.	Value of produce sold in 1879.	Acres.	Grapes sold in 1879.	Wine made in 1879.	Value of produce sold in 1879.	Honey.	Wax.	Amount of wood cut in 1879.	Value of all forest products sold or consumed in 1879.
Acres.	Lbs.	Acres.	Bush.	Acres.	Bush.	Acres.	Lbs.	No.	No.	No.	No.	No.	No.	Dollars.	No.	Dollars.	No.	Lbs.	Galls.	Dollars.	Lbs.	Lbs.	Cords.	Dollars.
76	77	78	79	80	81	82	83	84	85	86	87	88	89	90	91	92	93	94	95	96	97	98	99	100
1		1	30																				20	40
2		1	50					12	15														30	60
3		12	15					10	2														30	60
4		12	12																				30	60
5		12	25					3	100														25	50
6																							15	30
7		12	25																				25	50
8		12	15					13	25														27	60
9		12	30														12				100		30	60
10		12	15					14	15														25	50

Received July 30, 1880

[7–306.]

C.

Page No. 27
Supervisor's Dist: No. 7
Enumeration Dist: No. 137

NOTE A.—The light dotted perpendicular lines, which divide the spaces intended for numbers on this Schedule, are intended to separate the units, tens, &c.; from each other, and the Enumerator should be careful that the figures are written within the small spaces so formed, thus: 7 4, the units in the right-hand small spaces. 4 2 1 3 9

NOTE B.—Make an affirmative entry by a slanting line (thus /) in one of the three columns 2, 3, and 4, according as the fact is in the case of each farm—in column 2, if the occupier is the owner of the farm; in column 3, if he is the tenant at a fixed money rental; in column 4, if he conducts it for a share of the product.

NOTE C.—Enumerators will observe that there are 100 questions relating to each farm, which are arranged in four successive divisions of each schedule page.

SCHEDULE 2.—Productions of Agriculture in Richmond Twp in the County of Ray, State of Missouri

enumerated by me on the 21st day of June, 1880. Leo J. Ward,

Enumerator.

OF THE PERSON WHO CONDUCTS THIS FARM.				ACRES OF LAND.				FARM VALUES.			FENCES.		LABOR.			GRASS LANDS.						
	TENURE.			IMPROVED.		UNIMPROVED.										ACREAGE 1879.		PRODUCTS HARVESTED IN 1879.				
THE NAME.	Owner.	Rents for fixed money rental.	Rents for shares of products.	Tilled, including fallow and grass in rotation, (whether pasture or meadow.)	Permanent meadows, permanent pastures, orchards, vineyards.	Wood and forest.	Other unimproved, including "old fields" not growing wood.	Of farm, including land, fences, and buildings.	Of farming implements and machinery.	Of Live Stock.	Cost of building and repairing in 1879.	Cost of fertilizers purchased in 1879.	Amount paid for wages for farm labor during 1879, including value of board.	Weeks hired labor in 1879 upon farm (and dairy) exclusive of house-work.	Estimated value of all farm productions (sold, consumed, or on hand) for 1879.	Mown.	Not Mown.	Hay.	Clover Seed.	Grass Seed.	Horses of all ages on hand June 1, 1880.	Mules and Asses, all ages, on hand June 1, 1880.
				No.	No.	No.	No.	Dollars.	Dollars.	Dollars.	Dollars.	Dollars.	Dollars.	No.	Dollars.	Acres.	Acres.	Tons.	Bushels.	Bushels.	No.	No.
1	2	3	4	5	6	7	8	9	10	11	12	13	14	15	16	17	18	19	20	21	22	23
1	Swafford Mason	/		3				175	50	250			12		100						2	
2	Swafford Alford		/	12		40		500	65	200					150						3	
3	Swafford Samuel		/	10				150	10	100					40						1	
4	Sloan James	/		25		25		800	10	150					150						1	1
5	Sloan Anderson	/		20		40		1000	100	250					250		6		5		1	2
6	Lyle Thomas	/		14		40		600	10	100					200						3	
7	Bales John	/		60		20		800	50	300			10		300						3	2
8	Lyle James	/		30		10		400	25	200					145						1	
9	Woodman Silas	/		50		25		900	50	300			24		300		4		3		2	2
10	Safford Parker		/	40		40		900	400	250					300						3	

NEAT CATTLE AND THEIR PRODUCTS.											SHEEP.										SWINE.	POULTRY ON HAND JUNE 1ST, 1880, EXCLUSIVE OF SPRING HATCHING.		EGGS PRODUCED IN 1879.
ON HAND JUNE 1, 1880.			MOVEMENT, 1879.								ON HAND JUNE 1, 1880.	MOVEMENT, 1879.							CLIP, SPRING 1880, SHORN AND TO BE SHORN.		ON HAND JUNE 1, 1880.			
			Cattle of all ages					Milk sold, or sent to butter and cheese factories in 1879.	Butter made on the farm in 1879.	Cheese made on the farm in 1879.		Lambs dropped.	Sheep and lambs						Fleeces.	Weight.		Barn-yard.	Other.	
Working oxen.	Milch cows.	Other.	Calves dropped.	Purchased.	Sold living.	Slaughtered.	Died, strayed, and stolen, and not recovered.						Purchased.	Sold living.	Slaughtered.	Killed by dogs.	Died of disease.	Died of stress of weather.						
No.	No.	No.	No.	No.	No.	No.	No.	Gallons.	Lbs.	Lbs.	No.	No.	No.	No.	No.	No.	No.	No.	No.	Lbs.	No.	No.	No.	Doz.
24	25	26	27	28	29	30	31	32	33	34	35	36	37	38	39	40	41	42	43	44	45	46	47	48
1		1	1						200												22	25		100
2		2							300												9	20		25
3		2	1						365												2	12		50
4		1		1					250		7								2	8	3	20		60
5		6		2					780		47	21							27	105	23	80		100
6		1	1						300												5	25		75
7		2		2					400												2	130		100
8								1													9	20		20
9		1		1					250												22	125		100
10		2	2						400												10	56		200

CEREALS.												PULSE.		FIBER.						SUGAR.						BROOM CORN. 1879.	
BARLEY. 1879.		BUCKWHEAT. 1879.		INDIAN CORN. 1879.		OATS. 1879.		RYE. 1879.		WHEAT. 1879.				FLAX—1879.				HEMP.		SORGHUM—1879.			MAPLE—1879.				
Area.	Crop.	Area.	Crop.	Area.	Crop.	Area.	Crop.	Area.	Crop.	Area.	Crop.	Canada Peas, (Dry,) in 1879.	Beans, (Dry,) in 1879.	Area in Crop.	Seed.	Straw.	Fiber.			Area in Crop.	Sugar.	Molasses.	Sugar.	Molasses.			
Acres.	Bush.	Acres.	Bush.	Acres.	Bush.	Acres.	Bush.	Acres.	Bush.	Acres.	Bush.	Bush.	Bush.	Acres.	Bush.	Tons.	Lbs.	Acs.	Tns.	Acres.	Lbs.	Galls.	Lbs.	Galls.	Acs.	Lbs.
49	50	51	52	53	54	55	56	57	58	59	60	61	62	63	64	65	66	67	68	69	70	71	72	73	74	75
1				2	100																					
2				20	395	4	30			6	70									1		30				
3				12	300					3	12															
4				16	612					4	16									2		60				
5				18	600					2	25									1/4		15				
6				20	500															1		50				
7				30	2000															1		100				
8				20	900	5	100																			
9				12	480	3	150			12	110									1		70				
10				30	1200	3	120													1/2		30				

HOPS. 1879.		POTATOES, (Irish.) 1879.		POTATOES, (Sweet.) 1879.		TOBACCO. 1879.		ORCHARDS—1879.					NURSERIES.		VINEYARDS.			MARKET GARDENS.	BEES—1879.		FOREST PRODUCTS.	
								APPLE.			PEACH.											
Area.	Crop.	Area.	Crop.	Area.	Crop.	Area.	Crop.	Acres.	Bearing trees.	Bushels. 1879.	Acres.	Bearing trees.	Bushels. 1879.	Total value of orchard products of all kinds sold or consumed.	Acres.	Value of produce sold in 1879.	Acres.	Grapes sold in 1879.	Wine made in 1879.	Value of produce sold in 1879.	Honey.	Wax.	Amount of wood cut in 1879.	Value of all forest products sold or consumed in 1879.
Acres.	Lbs.	Acres.	Bush.	Acres.	Bush.	Acres.	Lbs.	No.	No.	No.	No.	No.	No.	Dollars.	No.	Dollars.	No.	Lbs.	Galls.	Dollars.	Lbs.	Lbs.	Cords.	Dollars.
76	77	78	79	80	81	82	83	84	85	86	87	88	89	90	91	92	93	94	95	96	97	98	99	100
1		1	60					2	25												1000		30	60
2		3	21																		200		25	50
3		1/4	15																				30	60
4		1/4	15																				20	40
5		1/2	30					1/2	100												1000		30	60
6		1/2	15																				30	60
7		1/4	20																				35	75
8		1	100																				50	60
9		1/2	30					1/4									1/2						20	60
10		1	60																				80	75

D.

[7—306.]

Page No. 28
Supervisor's Dist: No. 7
Enumeration Dist: No. 137

NOTE A.—The light dotted perpendicular lines, which divide the spaces intended for numbers on this Schedule, are intended to separate the units, tens, &c., from each other, and the Enumerator should be careful that the figures are written within the small spaces so formed, thus: | | 7 | 4 |, the units | 4 | 2 | 1 | in the right-hand small spaces. | | 3 | 9 |

NOTE B.—Make an affirmative entry by a slanting line (thus /) in one of the three columns 2, 3, and 4, according as the fact is in the case of each farm—in column 2, if the occupier is the owner of the farm; in column 3, if he is the tenant at a fixed money rental; in column 4, if he conducts it for a share of the product.

NOTE C.—Enumerators will observe that there are 100 questions relating to each farm, which are arranged in four successive divisions of each schedule page.

SCHEDULE 2.—Productions of Agriculture in Richmond Twp in the County of Ray, State of Missouri

enumerated by me on the 21st 22 day of June, 1880. Leo J Bart,

Enumerator.

OF THE PERSON WHO CONDUCTS THIS FARM.				ACRES OF LAND.				FARM VALUES.			FENCES.		LABOR.			GRASS LANDS.						
	TENURE.			IMPROVED.		UNIMPROVED.										ACREAGE 1879.		PRODUCTS HARVESTED IN 1879.				
THE NAME.	Owners.	Rents for fixed money rental.	Rents for share of products.	Tilled, including fallow and grass in rotation, (whether pasture or meadow.)	Permanent meadows, permanent pastures, orchards, vineyards.	Wood-land and forest.	Other unimproved, including "old fields" not growing wood.	Of farm, including land, fences, and buildings.	Of farming implements and machinery.	Of Live Stock.	Cost of building and repairing in 1879.	Cost of fertilizers purchased in 1879.	Amount paid for wages for farm labor during 1879, including value of board.	Weeks hired labor in 1879 upon farm (and dairy) excluding house-work.	Estimated value of all farm productions (sold, consumed, or on hand) for 1879.	Mown.	Not Mown.	Hay.	Clover Seed.	Grass Seed.	Horses of all ages on hand June 1, 1880.	Mules and Asses, all ages, on hand June 1, 1880.
	No.	No.	No.	No.	No.	No.	No.	Dollars.	Dollars.	Dollars.	Dollars.	Dollars.	Dollars.	No.	Dollars.	Acres.	Acres.	Tons.	Bushels.	Bushels.	No.	No.
1	2	3	4	5	6	7	8	9	10	11	12	13	14	15	16	17	18	19	20	21	22	23
1 Tignage John T	1			60		20		1000	40	200					200						3	
2 Ford Alfred			1	40		40		900	20	25					190						2	
3 Brown John	1			20		20		400	10	30					100							1
4 Crowly James	1			60		100		1000	200	700					250						4	
5 Robichon Thomas	1			40		120		1500	200	100					225	5		5				2
6 Sanderson George	1			100		120		2000	150	550			75		350	5		2			2	2
7 McCaw John	1			100		60		1000	60	200					400						2	
8 Tignage John	1			75				800	50	175					200						1	1
9 McCaw Robert	1			40				500	25	225					100						2	
10 Cate Richard			1	50		50		1000	55	200					150	10		10			2	

NEAT CATTLE AND THEIR PRODUCTS.											SHEEP.									SWINE.	POULTRY ON HAND JUNE 1ST, 1880, EXCLUSIVE OF SPRING HATCHING.		EGGS PRODUCED IN 1879.
ON HAND JUNE 1, 1880.			MOVEMENT, 1879.					Milk sold, or sent to butter and cheese factories in 1879.	Butter made on the farm in 1879.	Cheese made on the farm in 1879.	On hand June 1, 1880.	MOVEMENT, 1879.							CLIP, SPRING 1880, SHORN AND TO BE SHORN.		On hand June 1, 1880.			
			Cattle of all ages									Lambs dropped.	Sheep and lambs						Fleeces.	Weight.				
Working oxen.	Milch cows.	Other.	Calves dropped.	Purchased.	Sold living.	Slaughtered.	Died, strayed, and stolen, and not accounted.						Purchased.	Sold living.	Slaughtered.	Killed by dogs.	Died of disease.	Died of stress of weather.				Barn-yard.	Other.	
No.	No.	No.	No.	No.	No.	No.	No.	Gallons.	Lbs.	Lbs.	No.	No.	No.	No.	No.	No.	No.	No.	No.	Lbs.	No.	No.	No.	Doz.
24	25	26	27	28	29	30	31	32	33	34	35	36	37	38	39	40	41	42	43	44	45	46	47	48
1	3	1	2						350													14		60
2	1								200													20		100
3	1								300												9	20		50
4	4	1	2						700		4								4	20	16	25		120
5	2	2	1						400		4								4	20	7	25		150
6	4	2	3						1000												24	20		100
7	3								250												20	30		100
8	2								350												9	30		125
9	1								200												16	25		125
10	1								200												12	25		100

CEREALS.												PULSE.		FIBER.						SUGAR.						BROOM CORN.	
BARLEY. 1879.		BUCKWHEAT. 1879.		INDIAN CORN. 1879.		OATS. 1879.		RYE. 1879.		WHEAT. 1879.		Canada Peas, (Dry.) in 1879.	Beans (Dry.) in 1879.	FLAX—1879.				HEMP.		SORGHUM—1879.			MAPLE—1879.			1879.	
Area.	Crop.	Area.	Crop.	Area.	Crop.	Area.	Crop.	Area.	Crop.	Area.	Crop.			Area in Crop.	Seed.	Straw.	Fiber.			Area in Crop.	Sugar.	Molasses.	Sugar.	Molasses.		Acs.	Lbs.
Acres.	Bush.	Acres.	Bush.	Acres.	Bush.	Acres.	Bush.	Acres.	Bush.	Acres.	Bush.	Bush.	Bush.	Acres.	Bush.	Tons.	Lbs.	Acs.	Tns.	Acres.	Lbs.	Galls.	Lbs.	Galls.			
49	50	51	52	53	54	55	56	57	58	59	60	61	62	63	64	65	66	67	68	69	70	71	72	73		74	75
1				25	1000															1		75					
2				30	1200															2		40					
3				15	600																	80					
4				80	1400	3	100			20	400									1		90					
5				20	800	5	100													1		20					
6				50	2000	15	300	2	40	8	90																
7				20	800																						
8				25	1000																						
9				10	400																						
10				15	650																						

HOPS. 1879.		POTATOES, (Irish.) 1879.		POTATOES, (Sweet.) 1879.		TOBACCO. 1879.		ORCHARDS—1879.						NURSERIES.		VINEYARDS.			MARKET GARDENS.	BEES—1879.		FOREST PRODUCTS.	
								APPLE.			PEACH.												
Area.	Crop.	Area.	Crop.	Area.	Crop.	Area.	Crop.	Acres.	Bearing trees.	Bushels. 1879.	Acres.	Bearing trees.	Bushels. 1879.	Total value of orchard products of all kinds sold or consumed.	Acres.	Value of produce sold in 1879.	Acres.	Grapes sold in 1879.	Wine made in 1879.	Value of produce sold in 1879.	Honey.	Wax.	Amount of wood cut in 1879.	Value of all forest products sold or consumed in 1879.
Acres.	Lbs.	Acres.	Bush.	Acres.	Bush.	Acres.	Lbs.	No.	No.	No.	No.	No.	No.	Dollars.	No.	Dollars.	No.	Lbs.	Galls.	Dollars.	Lbs.	Lbs.	Cords.	Dollars.
76	77	78	79	80	81	82	83	84	85	86	87	88	89	90	91	92	93	94	95	96	97	98	99	100
1		1	60																				25	150
2		1	60																				30	60
3		1	75																				25	250
4		1	60					2	150												100		20	50
5		1	60					3	150														30	60
6		1	65					5	200														35	175
7		1/2	25																				25	50
8		1	40																				15	25
9		1/2	30																				25	50
10		1	75					1	100								1/2						30	60

[7–306.]

Received July 30, 1880

A.

Page No. 1
Supervisor's Dist: No. 1
Enumeration Dist: No. 138

NOTE A.—The light dotted perpendicular lines, which divide the spaces intended for numbers on this Schedule, are intended to separate the units, tens, &c., from each other, and the Enumerator should be careful that the figures are written within the small spaces so formed, thus: | 7 | 4 |, the units | 4 | 2 | 1 | in the right-hand small spaces. | 3 | 9 |

NOTE B.—Make an affirmative entry by a slanting line (thus /) in one of the three columns 2, 3, and 4, according as the fact is in the case of each farm—in column 2, if the occupier is the owner of the farm; in column 3, if he is the tenant at a fixed money rental; in column 4, if he conducts it for a share of the product.

NOTE C.—Enumerators will observe that there are 100 questions relating to each farm, which are arranged in four successive divisions of each schedule page.

SCHEDULE 2.—Productions of Agriculture in Cranden Township in the County of Ray, State of Missouri

enumerated by me on the 1 day of June, 1880.

C G Gaston
Enumerator.

OF THE PERSON WHO CONDUCTS THIS FARM.				ACRES OF LAND.				FARM VALUES.			FENCES.		LABOR.			GRASS LANDS.						
	TENURE.			IMPROVED.		UNIMPROVED.										ACREAGE 1879.		PRODUCTS HARVESTED IN 1879.				
THE NAME.	Owner.	Rents for fixed money rental.	Rents for shares of products.	Tilled, including fallow and grass in rotation. (whether pasture or meadow.)	Permanent meadows, permanent pastures, orchards, vineyards.	Woodland and forest.	Other unimproved, including "old fields" and growing wood.	Of farm, including land, fences, and buildings.	Of farming implements and machinery.	Of Live Stock.	Cost of building and repairing in 1879.	Cost of fertilizers purchased in 1879.	Amount paid for wages for farm labor during 1879, including value of board.	Weeks hired labor in 1879 upon farm (and dairy) excluding house-work.	Estimated value of all farm productions sold, consumed, or on hand) for 1879.	Mown.	Not Mown.	Hay.	Clover Seed.	Grass Seed.	Horses of all ages on hand June 1, 1880.	Mules and Asses, all ages, on hand June 1, 1880.
				No.	No.	No.	No.	Dollars.	Dollars.	Dollars.	Dollars.	Dollars.	Dollars.	No.	Dollars.	Acres.	Acres.	Tons.	Bushels.	Bushels.	No.	No.
	2	3	4	5	6	7	8	9	10	11	12	13	14	15	16	17	18	19	20	21	22	23
1 Craven John N	/			500	150			15000	500	800	50		500	30	1500	12	138	10			7	8
2 Brown Scott			/	20				—		300					320						2	
3 Lasher Silas	/			40		40		2000	50	250	30		120	17	800						3	
4 Tennant Rebecca	/			80	4	76		1500	50	200				2	200	2	15	2			4	
5 Simpson Alex		/		5		10		40	5	302					175						2	
6 Morton Sophia	/			65	4	41		3300	40	275			10	1	200						3	
7 Gamader Loudin			/	20				100		100					200						2	
8 Langston David			/	10		10		50	10	50	30				100						1	
9 Rozell Wm	/			25		15		800	25	250					200						3	
10 Brockman Joseph C			/	98				—	50	200			10		200						2	

NEAT CATTLE AND THEIR PRODUCTS.											SHEEP.										SWINE.	POULTRY ON HAND JUNE 1ST, 1880, EXCLUSIVE OF SPRING HATCHING.		EGGS PRODUCED IN 1879.
ON HAND JUNE 1, 1880.			MOVEMENT, 1879.								MOVEMENT, 1879.								CLIP, SPRING 1880, SHORN AND TO BE SHORN.					
			Cattle of all ages										Sheep and lambs											
Working oxen.	Milch cows.	Other.	Calves dropped.	Purchased.	Sold living.	Slaughtered.	Died, strayed, and stolen, and not recovered.	Milk sold, or sent to butter and cheese factories in 1879.	Butter made on the farm in 1879.	Cheese made on the farm in 1879.	On hand June 1, 1880.	Lambs dropped.	Purchased.	Sold living.	Slaughtered.	Killed by dogs.	Died of disease.	Died of stress of weather.	Fleeces.	Weight.	On hand June 1, 1880.	Barn-yard.	Other.	Dozen.
No.	No.	No.	No.	No.	No.	No.	No.	Gallons.	Lbs.	Lbs.	No.	No.	No.	No.	No.	No.	No.	No.	No.	Lbs.	No.	No.	No.	Doz.
24	25	26	27	28	29	30	31	32	33	34	35	36	37	38	39	40	41	42	43	44	45	46	47	48
1	6	7	4				1		100												100	40		250
2	2	1	1						25												3	100		20
3	2	1	1				1		125												43	40		50
4	2	2							40			15							14	35	25	30		20
5																						20		20
6	3	2	2		1				50												15	36	100	50
7																						12		50
8	1	1						30	20													20	50	20
9	1	2	1						50												20	30		50
10	1		1						50												11	34		75

CEREALS.												PULSE.		FIBER.						SUGAR.					BROOM CORN. 1879.	
BARLEY. 1879.		BUCKWHEAT. 1879.		INDIAN CORN. 1879.		OATS. 1879.		RYE. 1879.		WHEAT. 1879.				FLAX—1879.				HEMP.		SORGHUM—1879.			MAPLE—1879.			
Area.	Crop.	Area.	Crop.	Area.	Crop.	Area.	Crop.	Area.	Crop.	Area.	Crop.	Canada Peas, (Dry.) in 1879.	Beans, (Dry.) in 1879.	Area in Crop.	Seed.	Straw.	Fiber.			Area in Crop.	Sugar.	Molasses.	Sugar.	Molasses.		
Acres.	Bush.	Acres.	Bush.	Acres.	Bush.	Acres.	Bush.	Acres.	Bush.	Acres.	Bush.	Bush.	Bush.	Acres.	Bush.	Tons.	Lbs.	Acs.	Tns.	Acres.	Lbs.	Galls.	Lbs.	Galls.	Acs.	Lbs.
49	50	51	52	53	54	55	56	57	58	59	60	61	62	63	64	65	66	67	68	69	70	71	72	73	74	75
				100	4000					50	800									2		400				
				20	750					10	125															
				19	1000																					
				15	700	3	75			10	80															
				15	300	6	100			10	51															
				20	800	4	75			10	100									1		60				
				37	160																					
				8	280																					
				15	100	2	50																			
				22	500	4	100			20	80															

HOPS. 1879.		POTATOES, (Irish.) 1879.		POTATOES, (Sweet.) 1879.		TOBACCO. 1879.		ORCHARDS—1879.						NURSERIES.		VINEYARDS			MARKET GARDENS.	BEES—1879.		FOREST PRODUCTS.	
								APPLE.			PEACH.												
Area.	Crop.	Area.	Crop.	Area.	Crop.	Area.	Crop.	Acres.	Bearing trees.	Bushels. 1879.	Acres.	Bearing trees.	Bushels. 1879.	Total value of orchard products of all kinds sold or consumed.	Acres.	Value of produce sold in 1879.	Acres.	Grapes sold in 1879.	Wine made in 1879.	Value of produce sold in 1879.	Honey.	Wax.	Amount of wood cut in 1879.	Value of all forest products sold or consumed in 1879.
Acres.	Lbs.	Acres.	Bush.	Acres.	Bush.	Acres.	Lbs.	No.	No.	No.	No.	No.	No.	Dollars.	No.	Dollars.	No.	Lbs.	Galls.	Dollars.	Lbs.	Lbs.	Cords.	Dollars.
76	77	78	79	80	81	82	83	84	85	86	87	88	89	90	91	92	93	94	95	96	97	98	99	100
		1	100					3	30	50				25										25
		1	25																					15
		1	25					3	110		1	80											30	20
		1	25					4	125		1	50												80
		3	100																					80
		1	25					4	125		1	30												15
																								15
		1	10																					20
		1	100																					15
		1	40																					20

B.

[7–306.]

Page No. 2
Supervisor's Dist: No. 7
Enumeration Dist: No. 138

NOTE A.—The light dotted perpendicular lines, which divide the spaces intended for numbers on this Schedule, are intended to separate the units, tens, &c., from each other, and the Enumerator should be careful that the figures are written within the small spaces so formed, thus: 74, the units in the right-hand small spaces.

NOTE B.—Make an affirmative entry by a slanting line (thus /) in one of the three columns 2, 3, and 4, according as the fact is in the case of each farm—in column 2, if the occupier is the owner of the farm; in column 3, if he is the tenant at a fixed money rental; in column 4, if he conducts it for a share of the product.

NOTE C.—Enumerators will observe that there are 100 questions relating to each farm, which are arranged in four successive divisions of each schedule page.

SCHEDULE 2.—Productions of Agriculture in Camden Pt in the County of Ray, State of Missouri

enumerated by me on the 1 day of June, 1880. C B Gaston, *Enumerator.*

OF THE PERSON WHO CONDUCTS THIS FARM.				ACRES OF LAND.				FARM VALUES.			FENCES.		LABOR.			GRASS LANDS.						
	TENURE.			IMPROVED.		UNIMPROVED.										ACREAGE 1879.		PRODUCTS HARVESTED IN 1879.				
THE NAME.	Owner.	Rents for fixed money rental.	Rents for shares of products.	Tilled, including fallow and grass in rotation, (whether pasture or meadow.)	Permanent meadows, permanent pastures, orchards, vineyards.	Woodland and forest.	Other unimproved, including "old fields" not growing wood.	Of farm, including land, fences, and buildings.	Of farming implements and machinery.	Of Live Stock.	Cost of building and repairing in 1879.	Cost of fertilizers purchased in 1879.	Amount paid for wages for farm labor during 1879, including value of board.	Weeks hired labor in 1879 upon farm (and dairy) excluding house-work.	Estimated value of all farm productions (sold, consumed, or on hand) for 1879.	Mown.	Not Mown.	Hay.	Clover Seed.	Grass Seed.	Horses of all ages on hand June 1, 1880.	Mules and Asses, all ages, on hand June 1, 1880.
				No.	No.	No.	No.	Dollars.	Dollars.	Dollars.	Dollars.	Dollars.	Dollars.	No.	Dollars.	Acres.	Acres.	Tons.	Bushels.	Bushels.	No.	No.
1	2	3	4	5	6	7	8	9	10	11	12	13	14	15	16	17	18	19	20	21	22	23
1 Chasm Joseph B		1		36				—		120			50		310						1	1
2 Thomas A J	1			40	11		48	1785	20	190			4	1	150							2
3 Spitle Woodward			1	18						30					—						1	
4 Massey A J			1	37						—					115							
5 Burdett Silas J	1			30		18		450	50	200			33	8	200						2	2
6 Smith Abel			1	40					40	150			25	9	170						3	
7 Burnett Pinckneyton			1	12					50	100					150						4	
8 Gordon Jerry			1	15					30	100					150							
9 Curtis Jack			1	15					50	150					100						5	
10 Davis Willis			1	20					50	200			20	8	150							2

NEAT CATTLE AND THEIR PRODUCTS.											SHEEP.										SWINE.	POULTRY ON HAND JUNE 1ST, 1880, EXCLUSIVE OF SPRING HATCHING.		EGGS PRODUCED IN 1879.
ON HAND JUNE 1, 1880.			MOVEMENT, 1879.									MOVEMENT, 1879.							CLIP, SPRING 1880, SHORN AND TO BE SHORN.						
				Cattle of all ages									Sheep and lambs											
Working oxen.	Milch cows.	Other.	Calves dropped.	Purchased.	Sold living.	Slaughtered.	Died, strayed, and stolen, and not recovered.	Milk sold, or sent to but-ter and cheese factories in 1879.	Butter made on the farm in 1879.	Cheese made on the farm in 1879.	On hand June 1, 1880.	Lambs dropped.	Purchased.	Sold living.	Slaughtered.	Killed by dogs.	Died of disease.	Died of stress of weather.	Fleeces.	Weight.	On hand June 1, 1880.	Barn-yard.	Other.	
No.	No.	No.	No.	No.	No.	No.	No.	Gallons.	Lbs.	Lbs.	No.	No.	No.	No.	No.	No.	No.	No.	No.	Lbs.	No.	No.	No.	Doz.
24	25	26	27	28	29	30	31	32	33	34	35	36	37	38	39	40	41	42	43	44	45	46	47	48
1	1				2		1														23	18		30
2	2	2			1				30												11	30		300
3																					1			
4																						200		150
5	2	1			1				50												26	34		150
6	1								50													12		20
7	1	1	1		1				25												33	25		100
8																					2	7		
9	1	1			2				50												3	8		
10																						8		10

CEREALS.												PULSE.		FIBER.						SUGAR.					BROOM CORN. 1879.	
BARLEY. 1879.		BUCKWHEAT. 1879.		INDIAN CORN. 1879.		OATS. 1879.		RYE. 1879.		WHEAT. 1879.				FLAX—1879.				HEMP.		SORGHUM—1879.			MAPLE—1879.			
Area.	Crop.	Area.	Crop.	Area.	Crop.	Area.	Crop.	Area.	Crop.	Area.	Crop.	Canada Peas, (Dry.) in 1879.	Beans, (Dry.) in 1879.	Area in Crop.	Seed.	Straw.	Fiber.			Area in Crop.	Sugar.	Molasses.	Sugar.	Molasses.		
Acres.	Bush.	Acres.	Bush.	Acres.	Bush.	Acres.	Bush.	Acres.	Bush.	Acres.	Bush.	Bush.	Bush.	Acres.	Bush.	Tons.	Lbs.	Acs.	Tns.	Acres.	Lbs.	Galls.	Lbs.	Galls.	Acs.	Lbs.
49	50	51	52	53	54	55	56	57	58	59	60	61	62	63	64	65	66	67	68	69	70	71	72	73	74	75
1				20	200					10	80									1		45				
2																										
3																										
4																										
5				40	2000															2		120				
6				28	180					20	150															
7				40	400																					
8																										
9																										
10				20	400																					

HOPS. 1879.		POTATOES, (Irish.) 1879.		POTATOES, (Sweet.) 1879.		TOBACCO. 1879.		ORCHARDS—1879.					NURSERIES.		VINEYARDS.			MARKET GARDENS.	BEES—1879.		FOREST PRODUCTS.	
								APPLE.			PEACH.											
Area.	Crop.	Area.	Crop.	Area.	Crop.	Area.	Crop.	Acres.	Bearing trees.	Bushels. 1879.	Acres.	Bearing trees.	Bushels. 1879.	Total value of orchard products of all kinds sold or consumed.	Acres.	Value of produce sold in 1879.	Acres.	Grapes sold in 1879.	Wine made in 1879.	Value of produce sold in 1879.	Honey.	Wax.	Amount of wood cut in 1879.	Value of all forest products sold or consumed in 1879.
Acres.	Lbs.	Acres.	Bush.	Acres.	Bush.	Acres.	Lbs.	No.	No.	No.	No.	No.	No.	Dollars.	No.	Dollars.	No.	Lbs.	Galls.	Dollars.	Lbs.	Lbs.	Cords.	Dollars.
76	77	78	79	80	81	82	83	84	85	86	87	88	89	90	91	92	93	94	95	96	97	98	99	100
1		2	200																					20
2								4	85	300				150										20
3																					11			15
4																								15
5			50																					25
6																								15
7																								15
8																								20
9																								20
10																								20

C.

Page No. 3
Supervisor's Dist: No. 7
Enumeration Dist: No. 138

NOTE A.—The light dotted perpendicular lines, which divide the spaces intended for numbers on this Schedule, are intended to separate the units, tens, &c., from each other, and the Enumerator should be careful that the figures are written within the small spaces so formed, thus: | 7 4 |, the units | 4 2 1 | in the right-hand small spaces. | 3 9 |

NOTE B.—Make an affirmative entry by a slanting line (thus /) in one of the three columns 2, 3, and 4, according as the fact is in the case of each farm—in column 2, if the occupier is the owner of the farm; in column 3, if he is the tenant at a fixed money rental; in column 4, if he conducts it for a share of the product.

NOTE C.—Enumerators will observe that there are 100 questions relating to each farm, which are arranged in four successive divisions of each schedule page.

SCHEDULE 2.—Productions of Agriculture in Camden Township in the County of Kay, State of Missouri

enumerated by me on the 2 day of June, 1880.

C G Gaston,
Enumerator.

OF THE PERSON WHO CONDUCTS THIS FARM.				ACRES OF LAND.				FARM VALUES.			FENCES.		LABOR.			GRASS LANDS.						
	TENURE.			IMPROVED.		UNIMPROVED.										ACREAGE 1879.		PRODUCTS HARVESTED IN 1879.				
THE NAME.	Owner.	Rents for fixed money rental.	Rents for shares of products.	Tilled, including fallow and grass in rotation, (whether pasture or meadow.)	Permanent meadows, permanent pastures, orchards, vineyards.	Woodland and forest.	Other unimproved, including "old fields" not growing wood.	Of Farm, including land, fences, and buildings.	Of farming implements and machinery.	Of Live Stock.	Cost of building and repairing in 1879.	Cost of fertilizers purchased in 1879.	Amount paid for wages for farm labor during 1879, including value of board.	Weeks hired labor in 1879 upon farm (and dairy), excluding house-work.	Estimated value of all farm productions (sold, consumed, or on hand) for 1879.	Mown.	Not Mown.	Hay.	Clover Seed.	Grass Seed.	Horses of all ages on hand June 1, 1880.	Mules and Asses, all ages, on hand June 1, 1880.
				No.	No.	No.	No.	Dollars.	Dollars.	Dollars.	Dollars.	Dollars.	Dollars.	No.	Dollars.	Acres.	Acres.	Tons.	Bushels.	Bushels.	No.	No.
1	2	3	4	5	6	7	8	9	10	11	12	13	14	15	16	17	18	19	20	21	22	23
1 Johnson Mack			1	96				—	20	40					50							
2 Wilkyson Thomas			1	25				—		40					75						1	
3 Jackson J M			1	90		70		2500	256	300			100	20	300						2	1
4 Miller Jas J			1	25				—	100	225					230						1	2
5 Cooper Geo O			1	25				—		75					200						1	
6 Smith Lohan	1			30			24	800	30	100	5				150						3	
7 Pettus Josee			1	10		20		—		365			48	12	250						3	1
8 Fitch Wm H	1			82	2	15		2500	150	400	200		250	40	800						4	
9 Smithey Granville	1			140		40		8000	140	400			50		800						5	
10 Cubine John			1	92	3			2500	50	40											2	

NEAT CATTLE AND THEIR PRODUCTS.											SHEEP.									SWINE.	POULTRY ON HAND JUNE 1ST, 1880, EXCLUSIVE OF SPRING HATCHING.		
ON HAND JUNE 1, 1880.			MOVEMENT, 1879.									MOVEMENT, 1879.							CLIP, SPRING 1880, SHORN AND TO BE SHORN.						
				Cattle of all ages									Sheep and lambs											
Working oxen.	Milch cows.	Other.	Calves dropped.	Purchased.	Sold living.	Slaughtered.	Died, strayed, and stolen, and not recovered.	Milk sold, or sent to butter and cheese factories in 1879.	Butter made on the farm in 1879.	Cheese made on the farm in 1879.	On hand June 1, 1880.	Lambs dropped.	Purchased.	Sold living.	Slaughtered.	Killed by dogs.	Died of disease.	Died of stress of weather.	Fleeces.	Weight.	On hand June 1, 1880.	Barn-yard.	Other.	Eggs produced in 1879.
No.	No.	No.	No.	No.	No.	No.	No.	Gallons.	Lbs.	Lbs.	No.	No.	No.	No.	No.	No.	No.	No.	No.	Lbs.	No.	No.	No.	Doz.
24	25	26	27	28	29	30	31	32	33	34	35	36	37	38	39	40	41	42	43	44	45	46	47	48
																					12		12	20
																					5		8	6
																					12		24	20
																					12			
	1		1		2				40												7		24	50
																					7		22	50
	1		1		1				50												9		4	4
	2	3	1	5	5				200												19		58	200
	3	3	3		2				100												28		60	100

CEREALS.												PULSE.		FIBER.						SUGAR.						BROOM CORN. 1879.	
BARLEY. 1879.		BUCKWHEAT. 1879.		INDIAN CORN. 1879.		OATS. 1879.		RYE. 1879.		WHEAT. 1879.		Cumulin Peas, (Dry.) in 1879.	Beans, (Dry.) in 1879.	FLAX—1879.				HEMP.		SORGHUM—1879.			MAPLE—1879.				
Area.	Crop.	Area.	Crop.	Area.	Crop.	Area.	Crop.	Area.	Crop.	Area.	Crop.			Area in Crop.	Seed.	Straw.	Fiber.			Area in Crop.	Sugar.	Molasses.	Sugar.	Molasses.			
Acres.	Bush.	Acres.	Bush.	Acres.	Bush.	Acres.	Bush.	Acres.	Bush.	Acres.	Bush.	Bush.	Bush.	Acres.	Bush.	Tons.	Lbs.	Acs.	Tns.	Acres.	Lbs.	Galls.	Lbs.	Galls.	Acs.	Lbs.
49	50	51	52	53	54	55	56	57	58	59	60	61	62	63	64	65	66	67	68	69	70	71	72	73	74	75
				20	500																					
				23	60																					
				27	1250	5	125	4	42	15	100															
				18	810	4	20													1		44				
				27	1500															1		90				
				24	176																					
				20	500					30	100											40				
				21	700					30	425															
				95	1001					50	470	30								2		120				

HOPS. 1879.		POTATOES, (Irish.) 1879.		POTATOES, (Sweet.) 1879.		TOBACCO. 1879.		ORCHARDS—1879.						NURSERIES.		VINEYARDS.			MARKET GARDENS.	BEES—1879.		FOREST PRODUCTS.	
								APPLE.			PEACH.			Total value of orchard products of all kinds sold or consumed.									
Area.	Crop.	Area.	Crop.	Area.	Crop.	Area.	Crop.	Acres.	Bearing trees.	Bushels. 1879.	Acres.	Bearing trees.	Bushels. 1879.		Acres.	Value of produce sold in 1879.	Acres.	Grapes sold in 1879.	Wine made in 1879.	Value of produce sold in 1879.	Honey.	Wax.	Amount of wood cut in 1879.	Value of all forest products sold or consumed in 1879.
Acres.	Lbs.	Acres.	Bush.	Acres.	Bush.	Acres.	Lbs.	No.	No.	No.	No.	No.	No.	Dollars.	No.	Dollars.	No.	Lbs.	Galls.	Dollars.	Lbs.	Lbs.	Cords.	Dollars.
76	77	78	79	80	81	82	83	84	85	86	87	88	89	90	91	92	93	94	95	96	97	98	99	100
																								15
																								15
																							150	132
		1	100																					20
																								25
		1	40					3	100	50	2	400		40										20
			1																					15
								2	50		2	30												800
		1	100					3	25														8	62
																								14

D.

[7–306.]

Page No. 4
Supervisor's Dist: No. 1
Enumeration Dist: No. 138

NOTE A.—The light dotted perpendicular lines, which divide the spaces intended for numbers on this Schedule, are intended to separate the units, tens, &c., from each other, and the Enumerator should be careful that the figures are written within the small spaces so formed, thus: | | 7 | 4 |, the units in the right-hand small spaces. | | 4 | 2 | 1 | | | 3 | 9 |

NOTE B.—Make an affirmative entry by a slanting line (thus /) in one of the three columns 2, 3, and 4, according as the fact is in the case of each farm—in column 2, if the occupier is the owner of the farm; in column 3, if he is the tenant at a fixed money rental; in column 4, if he conducts it for a share of the product.

NOTE C.—Enumerators will observe that there are 100 questions relating to each farm, which are arranged in four successive divisions of each schedule page.

SCHEDULE 2.—Productions of Agriculture in Concordia Township in the County of Lafayette, State of Missouri

enumerated by me on the ____ day of June, 1880. C. G. Gaston

Enumerator.

OF THE PERSON WHO CONDUCTS THIS FARM.				ACRES OF LAND.				FARM VALUES.			FENCES.		LABOR.			GRASS LANDS.						
	TENURE.			IMPROVED.		UNIMPROVED.										ACREAGE 1879.		PRODUCTS HARVESTED IN 1879.				
THE NAME.	Owners.	Rents for fixed money rental.	Rents for shares of products.	Tilled, including fallow and grass in rotation. (whether pasture or meadow.)	Permanent meadows, permanent pastures, orchards, vineyards.	Woodland and forest.	Other unimproved, including "old fields" not growing wood.	Of farm, including land, fences, and buildings.	Of farming implements and machinery.	Of Live Stock.	Cost of building and repairing in 1879.	Cost of fertilizers purchased in 1879.	Amount paid for wages for farm labor during 1879, including value of board.	Weeks hired labor in 1879 upon farm (and dairy) excluding housework	Estimated value of all farm productions (sold, consumed, or on hand) for 1879.	Mown.	Not Mown.	Hay.	Clover Seed.	Grass Seed.	Horses of all ages on hand June 1, 1880.	Mules and Asses, all ages, on hand June 1, 1880.
				No.	No.	No.	No.	Dollars.	Dollars.	Dollars.	Dollars.	Dollars.	Dollars.	No.	Dollars.	Acres.	Acres.	Tons.	Bushels.	Bushels.	No.	No.
1	2	3	4	5	6	7	8	9	10	11	12	13	14	15	16	17	18	19	20	21	22	23
1																						
2																						
3																						
4																						
5																						
6																						
7																						
8																						
9																						
10																						

NEAT CATTLE AND THEIR PRODUCTS.											SHEEP.									SWINE.	POULTRY ON HAND JUNE 1ST, 1880, EXCLUSIVE OF SPRING HATCHING.		
ON HAND JUNE 1, 1880.			MOVEMENT, 1879.									MOVEMENT, 1879.							CLIP, SPRING 1880, SHORN AND TO BE SHORN.					
				Cattle of all ages								Sheep and lambs											
Working oxen.	Milch cows.	Other.	Calves dropped.	Purchased.	Sold living.	Slaughtered.	Died, strayed, lost or left and not recovered.	Milk sold, or sent to butter and cheese factories in 1879.	Butter made on the farm in 1879.	Cheese made on the farm in 1879.	On hand June 1, 1880.	Lambs dropped.	Purchased.	Sold living	Slaughtered.	Killed by dogs.	Died of disease.	Died of stress of weather.	Fleeces.	Weight.	On hand June 1, 1880.	Barn-yard.	Other.	Eggs PRODUCED IN 1879.
No.	No.	No.	No.	No.	No.	No.	No.	Gallons.	Lbs.	Lbs.	No.	No.	No.	No.	No.	No.	No.	No.	No.	Lbs.	No.	No.	No.	Doz.
24	25	26	27	28	29	30	31	32	33	34	35	36	37	38	39	40	41	42	43	44	45	46	47	48
1																								
2																								
3																								
4																								
5																								
6																								
7																								
8																								
9																								
10																								

CEREALS.												PULSE.		FIBER.						SUGAR.						BROOM CORN. 1879.	
Barley. 1879.		Buckwheat. 1879.		Indian Corn. 1879.		Oats. 1879.		Rye. 1879.		Wheat. 1879.		Canada Peas. (Dry.) in 1879.	Beans. (Dry.) in 1879.	Flax—1879.				Hemp.		Sorghum—1879.			Maple—1879.				
Area.	Crop.	Area.	Crop.	Area.	Crop.	Area.	Crop.	Area.	Crop.	Area.	Crop.			Area in Crop.	Seed.	Straw.	Fiber.			Area in Crop.	Sugar.	Molasses.	Sugar.	Molasses.			
Acres.	Bush.	Acres.	Bush.	Acres.	Bush.	Acres.	Bush.	Acres.	Bush.	Acres.	Bush.	Bush.	Bush.	Acres.	Bush.	Tons.	Lbs.	Acs.	Tns.	Acres.	Lbs.	Galls.	Lbs.	Galls.	Acs.	Lbs.
49	50	51	52	53	54	55	56	57	58	59	60	61	62	63	64	65	66	67	68	69	70	71	72	73	74	75
1																										
2																										
3																										
4																										
5																										
6																										
7																										
8																										
9																										
10																										

HOPS. 1879.		POTATOES, (Irish.) 1879.		POTATOES, (Sweet.) 1879.		TOBACCO. 1879.		ORCHARDS—1879.							NURSERIES.		VINEYARDS.			MARKET GARDENS.	BEES—1879.		FOREST PRODUCTS.	
								APPLE.			PEACH.			Total value of orchard products of all kinds sold or consumed.										
Area.	Crop.	Area.	Crop.	Area.	Crop.	Area.	Crop.	Acres.	Bearing trees.	Bushels. 1879.	Acres.	Bearing trees.	Bushels. 1879.		Acres.	Value of produce sold in 1879.	Acres.	Grapes sold in 1879.	Wine made in 1879.	Value of produce sold in 1879.	Honey.	Wax.	Amount of wood cut in 1879.	Value of all forest products sold or consumed in 1879.
Acres.	Lbs.	Acres.	Bush.	Acres.	Bush.	Acres.	Lbs.	No.	No.	No.	No.	No.	No.	Dollars.	No.	Dollars.	No.	Lbs.	Galls.	Dollars.	Lbs.	Lbs.	Cords.	Dollars.
76	77	78	79	80	81	82	83	84	85	86	87	88	89	90	91	92	93	94	95	96	97	98	99	100
1																								
2																								
3																								
4																								
5																								
6																								
7																								
8																								
9																								
10																								

[7–306.]

Received July 30, 1880

A.

Page No. 54
Supervisor's Dist: No. 7
Enumeration Dist: No. 138

NOTE A.—The light dotted perpendicular lines, which divide the spaces intended for numbers on this Schedule, are intended to separate the units, tens, &c., from each other, and the Enumerator should be careful that the figures are written within the small spaces so formed, thus: 7 4, the units 4 2 1 3 9

NOTE B.—Make an affirmative entry by a slanting line (thus /) in one of the three columns 2, 3, and 4, according as the fact is in the case of each farm—in column 2, if the occupier is the owner of the farm; in column 3, if he is the tenant at a fixed money rental; in column 4, if he conducts it for a share of the product.

NOTE C.—Enumerators will observe that there are 100 questions relating to each farm, which are arranged in four successive divisions of each schedule page.

SCHEDULE 2.—Productions of Agriculture in Cameron Township in the County of Gray, State of Missouri

enumerated by me on the 8 day of June, 1880. E. B. Gaston, *Enumerator.*

OF THE PERSON WHO CONDUCTS THIS FARM.				ACRES OF LAND.				FARM VALUES.			FENCES.		LABOR.			* GRASS LANDS.						
	TENURE.			IMPROVED.		UNIMPROVED.										ACREAGE 1879.		PRODUCTS HARVESTED IN 1879.				
THE NAME.	Owner.	Rent for fixed money rental.	Rents for shares of products.	Tilled, including fallow and grass in rotation, (whether pasture or meadow.)	Permanent meadows, permanent pastures, orchards, vineyards.	Woodland and forest.	Other unimproved, including "old fields" not growing wood.	Of farm, including land, fences, and buildings.	Of farming implements and machinery.	Of Live Stock.	Cost of building and repairing in 1879.	Cost of fertilizers purchased in 1879.	Amount paid for wages for farm labor during 1879, including value of board.	Weeks hired labor in 1879 upon farm (and dairy) excluding house-work.	Estimated value of all farm productions (sold, consumed, or on hand) for 1879.	Mown.	Not Mown.	Hay.	Clover Seed.	Grass Seed.	Horses of all ages on hand June 1, 1880.	Mules and Asses, all ages, on hand June 1, 1880.
				No.	No.	No.	No.	Dollars.	Dollars.	Dollars.	Dollars.	Dollars.	Dollars.	No.	Dollars.	Acres.	Acres.	Tons.	Bushels.	Bushels.	No.	No.
1	2	3	4	5	6	7	8	9	10	11	12	13	14	15	16	17	18	19	20	21	22	23
1 Jagus James H			1	32					5	40					75						2	
2 Brockman Asa	1			212	50	25		5740	300	500			40	5	800	6	44	2			4	
3 Brockman John			1	36						100	150		25	6							1	
4 Tillard Andrew J	1			45	1	23		1500	60	140					200						2	1
5 Brockman Clifford	1			4				100	5	85	250				200							
6 Walker Smith	1			40		84		1500	50	350	50	20	40	4	500						1	1
7 Akers Jas H	1			88		90		1250	80	200	75				556	4	4	3				2
8 Endsley A D	1			40	4	12		900	150	630	50		100	14	404						6	
9 Burks Thomas			1	18					30	25					50							
10 Cooper Thomas	1			110	20	20	30	5000	100	500			150	24	450						3	

NEAT CATTLE AND THEIR PRODUCTS.											SHEEP.										SWINE.	POULTRY ON HAND JUNE 1ST, 1880, EXCLUSIVE OF SPRING HATCHING.		EGGS PRODUCED IN 1879.
ON HAND JUNE 1, 1880.			MOVEMENT, 1879.									MOVEMENT, 1879.							CLIP, SPRING 1880, SHORN AND TO BE SHORN.						
				Cattle of all ages								Sheep and lambs												
Working oxen.	Milch cows.	Other.	Calves dropped.	Purchased.	Sold living.	Slaughtered.	Died, strayed, and stolen and not recovered.	Milk sold, or sent to butter or cheese factories in 1879.	Butter made on the farm in 1879.	Cheese made on the farm in 1879.	On hand June 1, 1880.	Lambs dropped.	Purchased.	Sold living.	Slaughtered.	Killed by dogs.	Died of disease.	Died of stress of weather.	Fleeces.	Weight.	On hand June 1, 1880.	Barn-yard.	Other.	
No.	No.	No.	No.	No.	No.	No.	No.	Gallons.	Lbs.	Lbs.	No.	No.	No.	No.	No.	No.	No.	No.	No.	Lbs.	No.	No.	No.	Doz.
24	25	26	27	28	29	30	31	32	33	34	35	36	37	38	39	40	41	42	43	44	45	46	47	48
1					4					15														50
2	4	12		2						200	7	2				1	9		5	24	60	94		200
3		3																						
4	1	3	3		3					100											14	30		100
5	2	0	3		3					100											4			80
6	4	6	3		3					200											8	75		200
7	1	1	1	1			1			20											23	12		20
8	4	8	1	5						150	18								16	66	20	100		400
9	1		1	1						15												34		10
10	2	12	2			11				25											100	70		100

CEREALS.												PULSE.		FIBER.						SUGAR.						BROOM CORN.	
BARLEY. 1879.		BUCKWHEAT. 1879.		INDIAN CORN. 1879.		OATS. 1879.		RYE. 1879.		WHEAT 1879.		Canada Peas, (Dry,) in 1879.	Beans, (Dry,) in 1879.	FLAX—1879.				HEMP.		SORGHUM—1879.			MAPLE—1879.			1879.	
Area.	Crop.	Area.	Crop.	Area.	Crop.	Area.	Crop.	Area.	Crop.	Area.	Crop.			Area in Crop.	Seed.	Straw.	Fiber.			Area in Crop.	Sugar.	Molasses.	Sugar.	Molasses.			
Acres.	Bush.	Acres.	Bush.	Acres.	Bush.	Acres.	Bush.	Acres.	Bush.	Acres.	Bush.	Bush.	Bush.	Acres.	Bush.	Tons.	Lbs.	Acs.	Tns.	Acres.	Lbs.	Galls.	Lbs.	Galls.	Acs.	Lbs.
49	50	51	52	53	54	55	56	57	58	59	60	61	62	63	64	65	66	67	68	69	70	71	72	73	74	75
1				20	1200																					
2				35	1200	20	200			60	600															
3																										
4				15	300	7	70			15	60															
5				4	70																					
6				16	400					5	75															
7																										
8				45	1800	4	120			22	225	12								1		24				
9				4	200																					
10				30	1000	10	250													1		175				

HOPS. 1879.		POTATOES, (Irish.) 1879.		POTATOES, (Sweet.) 1879.		TOBACCO. 1879.		ORCHARDS—1879.						NURSERIES.		VINEYARDS.			MARKET GARDENS.	BEES—1879.		FOREST PRODUCTS.	
								APPLE.			PEARS.												
Area.	Crop.	Area.	Crop.	Area.	Crop.	Area.	Crop.	Acres.	Bearing trees.	Bushels. 1879.	Acres.	Bearing trees.	Bushels. 1879.	Total value of orchard products of all kinds sold or consumed.	Acres.	Value of produce sold in 1879.	Acres.	Grapes sold in 1879.	Wine made in 1879.	Value of produce sold in 1879.	Honey.	Wax.	Amount of wood cut in 1879.	Value of all forest products sold or consumed in 1879.
Acres.	Lbs.	Acres.	Bush.	Acres.	Bush.	Acres.	Lbs.	No.	No.	No.	No.	No.	No.	Dollars.	No.	Dollars.	No.	Lbs.	Galls.	Dollars.	Lbs.	Lbs.	Cords.	Dollars.
76	77	78	79	80	81	82	83	84	85	86	87	88	89	90	91	92	93	94	95	96	97	98	99	100
1																								20
2								3	40												120	10	30	200
3																								15
4			30		5	3	1200	1	20			15												20
5																								20
6		1	50	2	300															150				15
7								2	50	50	1			25		200								20
8			75					4				37											75	15
9			20																					20
10		1	100					30	1000	200		1		100									50	300

B.

Page No. 45
Supervisor's Dist: No. 7
Enumeration Dist: No. 138

[7—306.]

NOTE A.—The light dotted perpendicular lines, which divide the spaces intended for numbers on this Schedule, are intended to separate the units, tens, &c., from each other, and the Enumerator should be careful that the figures are written within the small spaces so formed, thus: 7|4, the units in the right-hand small spaces. 4|2|1 3|9

NOTE B.—Make an affirmative entry by a slanting line (thus /) in one of the three columns 2, 3, and 4, according as the fact is in the case of each farm—in column 2, if the occupier is the owner of the farm; in column 3, if he is the tenant at a fixed money rental; in column 4, if he conducts it for a share of the product.

NOTE C.—Enumerators will observe that there are 100 questions relating to each farm, which are arranged in four successive divisions of each schedule page.

SCHEDULE 2.—Productions of Agriculture in Camden Township in the County of Ray, State of Missouri

enumerated by me on the 5th day of June, 1880. C. G. Gaston, *Enumerator.*

OF THE PERSON WHO CONDUCTS THIS FARM.				ACRES OF LAND.				FARM VALUES.			FENCES.		LABOR.			GRASS LANDS.						
	TENURE.			IMPROVED.		UNIMPROVED.										ACREAGE 1879.		PRODUCTS HARVESTED IN 1879.				
THE NAME.	Owner.	Rents for fixed money rental.	Rents for shares of products.	Tilled, including fallow and grass in rotation, (whether pasture or meadow.)	Permanent meadows, permanent pastures, orchards, vineyards.	Woodland and forest.	Other unimproved, including "old fields" not growing wood.	Of farm, including land, fences, and buildings.	Of farming implements and machinery.	Of Live Stock.	Cost of building and repairing in 1879.	Cost of fertilizers Purchased in 1879.	Amount paid for wages for farm labor during 1879, including value of board.	Weeks hired labor in 1879 upon farm (and dairy) excluding house-work	Estimated value of all farm productions (sold, consumed, or on hand) for 1879.	Mown.	Not Mown.	Hay.	Clover Seed.	Grass Seed.	Horses of all ages on hand June 1, 1880.	Mules and Asses, all ages, on hand June 1, 1880.
				No.	No.	No.	No.	Dollars.	Dollars.	Dollars.	Dollars.	Dollars.	Dollars.	No.	Dollars.	Acres.	Acres.	Tons.	Bushels.	Bushels.	No.	No.
	2	3	4	5	6	7	8	9	10	11	12	13	14	15	16	17	18	19	20	21	22	23
1 Evans Houston A	/			5				150	15	200			60	12	600						3	
2 Bailey James	/			35	38			500		60	35		150	20	800						3	
3 Dorrestone E M			/	15				150	50	180					75						2	
4 Fite M & Co	/			124	9	116		5500	200	800	15		300	48	1000	12		12			6	1
5 Stewart James	/			20	2	1		300	40	200	10		20	2	325							2
6 Harlemes Geo			/	15		1		—	5	15			a		20						1	1
7 Elliott Andrew	/			370	160	180		10000	100	2500	200		800	40	2000	85		80			6	10
8 Stubbings Samuel	/			4				200		10	15		15	2	40							
9 Harris Richard			/	12				—	20	50					150						1	
10 Ballew Mary	/			44	20			1500		125					50						1	

NEAT CATTLE AND THEIR PRODUCTS.											SHEEP.										SWINE.	POULTRY ON HAND JUNE 1st, 1880, EXCLUSIVE OF SPRING HATCHING.		EGGS PRODUCED IN 1879.
ON HAND JUNE 1, 1880.			MOVEMENT, 1879.								MOVEMENT, 1879.								CLIP, SPRING 1880, SHORN AND TO BE SHORN.					
				Cattle of all ages								Sheep and Lambs												
Working oxen.	Milch cows.	Other.	Calves dropped.	Purchased.	Sold living.	Slaughtered.	Died, strayed, and stolen and not recovered.	Milk sold, or sent to butter and cheese factories in 1879.	Butter made on the farm in 1879.	Cheese made on the farm in 1879.	On hand June 1, 1880.	Lambs dropped.	Purchased.	Sold living.	Slaughtered.	Killed by dogs.	Died of disease.	Died of stress of weather.	Fleeces.	Weight.	On hand June 1, 1880.	Barn-yard.	Other.	
No.	No.	No.	No.	No.	No.	No.	No.	Gallons.	Lbs.	Lbs.	No.	No.	No.	No.	No.	No.	No.	No.	No.	Lbs.	No.	No.	No.	Doz.
24	25	26	27	28	29	30	31	32	33	34	35	36	37	38	39	40	41	42	43	44	45	46	47	48
1		2		1	1				10												12	40		50
2	3	3	3						100												22	90		100
3	3	3	2		1				100												11	30		10
4	2	16		14	4	1	1		100												15	100		200
5	2	12	2		1		1		100												10	30		100
6																						15		
7	1	26	1			1			150					60							10	80		200
8	2		2		2				50												5	60		60
9																					11	10		10
10	2	2	1						100												18	40		100

CEREALS.												PULSE.		FIBER.						SUGAR.						BROOM CORN. 1879.	
BARLEY. 1879.		BUCKWHEAT. 1879.		INDIAN CORN. 1879.		OATS. 1879.		RYE. 1879.		WHEAT. 1879.		Canada Peas, (Dry.) in 1879.	Beans, (Dry.) in 1879.	FLAX—1879.			HEMP.			SORGHUM—1879.			MAPLE—1879.				
Area.	Crop.	Area.	Crop.	Area.	Crop.	Area.	Crop.	Area.	Crop.	Area.	Crop.			Area in Crop.	Seed.	Straw.	Fiber.			Area in Crop.	Sugar.	Molasses.	Sugar.	Molasses.			
Acres.	Bush.	Acres.	Bush.	Acres.	Bush.	Acres.	Bush.	Acres.	Bush.	Acres.	Bush.	Bush.	Bush.	Acres.	Bush.	Tons.	Lbs.	Acs.	Tns.	Acres.	Lbs.	Galls.	Lbs.	Galls.	Acs.	Lbs.
49	50	51	52	53	54	55	56	57	58	59	60	61	62	63	64	65	66	67	68	69	70	71	72	73	74	75
1				35	1800															1		100				
2				30	1050					17	165															
3				8	400																					
4				40	1600	3	35			30	400															
5				25	875	2	40			12	175									½		65				
6				15	300																					
7				85	600	45	1125			20	250															
8				1	10	1				2	25															
9				6	200															1		50				
10																										

HOPS. 1879.		POTATOES, (Irish.) 1879.		POTATOES, (Sweet.) 1879.		TOBACCO. 1879.		ORCHARDS—1879.						NURSERIES.		VINEYARDS.			MARKET GARDENS.	BEES—1879.		FOREST PRODUCTS.	
								APPLE.			PEACH.			Total value of orchard products of all kinds sold or consumed.									
Area.	Crop.	Area.	Crop.	Area.	Crop.	Area.	Crop.	Acres.	Bearing trees.	Bushels. 1879.	Acres.	Bearing trees.	Bushels. 1879.		Acres.	Value of produce sold in 1879.	Acres.	Grapes sold in 1879.	Wine made in 1879.	Value of produce sold in 1879.	Honey.	Wax.	Amount of wood cut in 1879.	Value of all forest products sold or consumed in 1879.
Acres.	Lbs.	Acres.	Bush.	Acres.	Bush.	Acres.	Lbs.	No.	No.	No.	No.	No.	No.	Dollars.	No.	Dollars.	No.	Lbs.	Galls.	Dollars.	Lbs.	Lbs.	Cords.	Dollars.
76	77	78	79	80	81	82	83	84	85	86	87	88	89	90	91	92	93	94	95	96	97	98	99	100
		9	1400											25										20
		¼	15					5	100	50														12
		½	50	¼	25																		25	37
		⅛	20	⅛	6			4	70												100			15
		¼	15					2	12		-			4										20
																								10
					12			5	175	4		15	10	4			¼							30
		1	150																					14
		¼	30																					19
								1	45		½	25												15

Received July 30, 1880

C.

Page No. 76
Supervisor's Dist: No. 1
Enumeration Dist: No. 138

NOTE A.—The light dotted perpendicular lines, which divide the spaces intended for numbers on this Schedule, are intended to separate the units, tens, &c., from each other, and the Enumerator should be careful that the figures are written within the small spaces so formed, thus: | | 7 | 4 |, the units | 4 | 2 | 1 | in the right-hand small spaces. | | 3 | 9 |

NOTE B.—Make an affirmative entry by a slanting line (thus /) in one of the three columns 2, 3, and 4, according as the fact is in the case of each farm—in column 2, if the occupier is the owner of the farm; in column 3, if he is the tenant at a fixed money rental; in column 4, if he conducts it for a share of the product.

NOTE C.—Enumerators will observe that there are 100 questions relating to each farm, which are arranged in four successive divisions of each schedule page.

SCHEDULE 2.—Productions of Agriculture in Benton Township in the County of Ray, State of Missouri,

enumerated by me on the 8 day of June, 1880.

E Sylvester
Enumerator.

OF THE PERSON WHO CONDUCTS THIS FARM.				ACRES OF LAND.				FARM VALUES.			FENCES.		LABOR.			GRASS LANDS.						
	TENURE.			IMPROVED.		UNIMPROVED.										ACREAGE 1879.		PRODUCTS HARVESTED IN 1879.				
THE NAME	Owners.	Rents for fixed money rental.	Rents for shares of products.	Tilled, including fallow and grass in rotation, (whether pasture or meadow.)	Permanent meadows, permanent pastures, orchards, vineyards.	Woodland and forest.	Other unimproved, including "old fields" not growing wood.	Of farm, including land, fences, and buildings.	Of farming implements and machinery.	Of Live Stock.	Cost of building and repairing in 1879.	Cost of fertilizers purchased in 1879.	Amount paid for wages for farm labor during 1879, including value of board.	Weeks hired labor in 1879 upon farm (and dairy) excluding house-work.	Estimated value of all farm productions (sold, consumed, or on hand) for 1879.	Mown.	Not Mown.	Hay.	Clover Seed.	Grass Seed.	Horses of all ages on hand June 1, 1880.	Mules and Asses, all ages, on hand June 1, 1880.
	Dollars.			No.	No.	No.	No.	Dollars.	Dollars.	Dollars.	Dollars.	Dollars.	Dollars.	No.	Dollars.	Acres.	Acres.	Tons.	Bushels.	Bushels.	No.	No.
	2	3	4	5	6	7	8	9	10	11	12	13	14	15	16	17	18	19	20	21	22	23
1 Hearon John			/	90				1000		40	44				200						2	
2 Tuely B D		/		85	9			300	50	375	15		10	2	300		3				5	
3 Boffitt William J	/			40	40			800	50	400					540						4	
4 Eldridge William		/		15				—	80	200	10				150						3	1
5 Elliott Arthur	/			65	2	40	46	2000	50	120					380						2	
6 Holloway Henry			/	28				—	20	110					220						1	
7 McMullin Geo W	/			60	8	54		2500	200	1000	100		50	24	1200		8		6		2	3
8 Elmore William	/			25	5	95		1200		310	25		5	8	200						2	1
9 Kiser Joseph	/			25	2	25		2000	50	100					250							
10 Elliott Anderson	/			70	23	40		4000		100	25			10	3	18		10			4	3

NEAT CATTLE AND THEIR PRODUCTS.											SHEEP.										SWINE.	POULTRY ON HAND JUNE 1ST, 1880, EXCLUSIVE OF SPRING HATCHING.		
ON HAND JUNE 1, 1880.			MOVEMENT, 1879.					Milk sold or sent to butter and cheese factories in 1879.	Butter made on the farm in 1879.	Cheese made on the farm in 1879.	ON hand June 1, 1880.	MOVEMENT, 1879.							CLIP, SPRING 1880, SHORN AND TO BE SHORN.		ON hand June 1, 1880.			EGGS PRODUCED IN 1879.
			Cattle of all ages									Lambs dropped.	Sheep and lambs						Fleeces.	Weight.		Barn-yard.	Other.	
Working oxen.	Milch cows.	Other.	Calves dropped.	Purchased.	Sold living.	Slaughtered.	Died, strayed, and stolen, and not recovered.						Purchased.	Sold living.	Slaughtered.	Killed by dogs.	Died of disease.	Died of stress of weather.						
No.	No.	No.	No.	No.	No.	No.	No.	Gallons.	Lbs.	Lbs.	No.	No.	No.	No.	No.	No.	No.	No.	No.	Lbs.	No.	No.	No.	Doz.
24	25	26	27	28	29	30	31	32	33	34	35	36	37	38	39	40	41	42	43	44	45	46	47	48
	1	2	1						100												6		50	100
	2	3		1	1				95												20	24		50
	5	6	2						100			2									18	15	13	100
	2	2	2		1				40												2	21		25
	1				2				40												2			100
	2	2							50												37	60		75
		4	3	2	4				100			3		15	1				4	19	40	30		100
			1		1		1		50												20	50		100
	1	4	3		3				100												13	30		40
	8	7	6		5	1			100												24	35	57	100

CEREALS.												PULSE.		FIBER.						SUGAR.						BROOM CORN.	
BARLEY. 1879.		BUCKWHEAT. 1879.		INDIAN CORN. 1879.		OATS. 1879.		RYE. 1879.		WHEAT. 1879.				FLAX—1879.				HEMP.		SORGHUM—1879.			MAPLE—1879.			1879.	
Area.	Crop.	Area.	Crop.	Area.	Crop.	Area.	Crop.	Area.	Crop.	Area.	Crop.	Canada Peas, (Dry.) in 1879.	Beans, (Dry.) in 1879.	Area in Crop.	Seed.	Straw.	Fiber.			Area in Crop.	Sugar.	Molasses.	Sugar.	Molasses.			
Acres.	Bush.	Acres.	Bush.	Acres.	Bush.	Acres.	Bush.	Acres.	Bush.	Acres.	Bush.	Bush.	Bush.	Acres.	Bush.	Tons.	Lbs.	Acs.	Tns.	Acres.	Lbs.	Galls.	Lbs.	Galls.	Acs.	Lbs.
49	50	51	52	53	54	55	56	57	58	59	60	61	62	63	64	65	66	67	68	69	70	71	72	73	74	75
				30	1050	5	150	5												2		87				
				30	1000	3	75			20	110															
				25	1000	6	150			22	248									1/4		25				
				13	650	2	50																			
				25	1000	2	50			5	50									1/2		15				
				12	500	4	140			5	52															
				35	1000					35	265									1/2		8				
				20	800	5	100			4	80									2		35				
				12	420					10	180									2		50	20			
				30	1000	14	400				300															

HOPS. 1879.		POTATOES, (Irish.) 1879.		POTATOES, (Sweet.) 1879.		TOBACCO. 1879.		ORCHARDS—1879.						NURSERIES.		VINEYARDS.			MARKET GARDENS.	BEES—1879.		FOREST PRODUCTS.	
								APPLE.			PEACH.												
Area.	Crop.	Area.	Crop.	Area.	Crop.	Area.	Crop.	Acres.	Bearing trees.	Bushels. 1879.	Acres.	Bearing trees.	Bushels. 1879.	Total value of orchard products of all kinds sold or consumed.	Acres.	Value of produce sold in 1879.	Acres.	Grapes sold in 1879.	Wine made in 1879.	Value of produce sold in 1879.	Honey.	Wax.	Amount of wood cut in 1879.	Value of all forest products sold or consumed in 1879.
Acres.	Lbs.	Acres.	Bush.	Acres.	Bush.	Acres.	Lbs.	No.	No.	No.	No.	No.	No.	Dollars.	No.	Dollars.	No.	Lbs.	Galls.	Dollars.	Lbs.	Lbs.	Cords.	Dollars.
76	77	78	79	80	81	82	83	84	85	86	87	88	89	90	91	92	93	94	95	96	97	98	99	100
		1																					60	25
		1/4	15					2	40	15				85										15
		1	100	1/2	15			2	40	5	1	50		20							50			10
			3																					20
		1/3	15					2	100														20	50
		1	45																					15
		1/4	30	1/2	14			2	40	200				100										40
		1/2	10					2	34	2														24
			25		20						2										40			15
			10					8	20	40				20										200

D.

Page No. 7

Supervisor's Dist: No. 7

Enumeration Dist: No. 134

[7–306.]

NOTE A.—The light dotted perpendicular lines, which divide the spaces intended for numbers on this Schedule, are intended to separate the units, tens, &c., from each other, and the Enumerator should be careful that the figures are written within the small spaces so formed, thus: | | 7 | 4 |, the units in the right-hand small spaces. | 4 | 2 | 1 | | 3 | 9 |

NOTE B.—Make an affirmative entry by a slanting line (thus /) in one of the three columns 2, 3, and 4, according as the fact is in the case of each farm—in column 2, if the occupier is the owner of the farm; in column 3, if he is the tenant at a fixed money rental; in column 4, if he conducts it for a share of the product.

NOTE C.—Enumerators will observe that there are 100 questions relating to each farm, which are arranged in four successive divisions of each schedule page.

SCHEDULE 2.—Productions of Agriculture in Camden Township in the County of Ray, State of Missouri

enumerated by me on the 8 day of June, 1880.

H C Lyle Enumerator.

Enumerator.

OF THE PERSON WHO CONDUCTS THIS FARM.				ACRES OF LAND.				FARM VALUES.			FENCES.		LABOR.			GRASS LANDS.						
	TENURE.			IMPROVED.		UNIMPROVED.										ACREAGE 1879.		PRODUCTS HARVESTED IN 1879.				
THE NAME.	Owner.	Rents for fixed money rental.	Rents for shares of products.	Tilled, including fallow and grass in rotation, (whether pasture or meadow.)	Permanent meadows, permanent pastures, orchards, vineyards.	Woodland and forest.	Other unimproved, including "old fields" not growing wood.	Of farm, including land, fences, and buildings.	Of farming implements and machinery.	Of Live Stock.	Cost of building and repairing in 1879.	Cost of fertilizers purchased in 1879.	Amount paid for wages for farm labor during 1879, including value of board.	Weeks hired labor in 1879 upon farm (and dairy) excluding house-work.	Estimated value of all farm productions (sold, consumed, or on hand) for 1879.	Mown.	Not Mown.	Hay.	Clover Seed.	Grass Seed.	Horses of all ages on hand June 1, 1880.	Mules and Asses, all ages, on hand June 1, 1880.
	Owner.	Rents for fixed money rental.	Rents for shares of products.	Tilled, including fallow and grass in rotation, (whether pasture or meadow.)	Permanent meadows, permanent pastures, orchards, vineyards.	Woodland and forest.	Other unimproved, including "old fields" not growing wood.	Of farm, including land, fences, and buildings.	Of farming implements and machinery.	Of Live Stock.	Cost of building and repairing in 1879.	Cost of fertilizers purchased in 1879.	Amount paid for wages for farm labor during 1879, including value of board.	Weeks hired labor in 1879 upon farm (and dairy) excluding house-work.	Estimated value of all farm productions (sold, consumed, or on hand) for 1879.	Mown.	Not Mown.	Hay.	Clover Seed.	Grass Seed.	Horses of all ages on hand June 1, 1880.	Mules and Asses, all ages, on hand June 1, 1880.
				No.	No.	No.	No.	Dollars.	Dollars.	Dollars.	Dollars.	Dollars.	Dollars.	No.	Dollars.	Acres.	Acres.	Tons.	Bushels.	Bushels.	No.	No.
	2	3	4	5	6	7	8	9	10	11	12	13	14	15	16	17	18	19	20	21	22	23
1 Porter Martha G	/			12				300	20	175	8				100						3	
2 Porter Isaac			/	30					55	190					250							2
3 Thomas Jasper N	/			60		25		300	10	65					150							
4 Porter Noel	/			14	9	10		700	50	300					400						3	
5 Marshall Zachariah		/		4						25					20							
6 Lloyd Humphrey	/			40	15	4		1850		200	20		10		500	4		4			4	
7 Searcy John	/			30	65			3500	20	300	30		100	46	700						1	
8 Foster Frank S	/			60	40	15	10	4000	100	515	35		50	12	800						3	2
9 Campbell Peter			/	26				—	14	200			3		150						5	
10 Bowerman Lenhart			/	17				500	16	100					200						2	

NEAT CATTLE AND THEIR PRODUCTS.

ON HAND JUNE 1, 1880.			MOVEMENT, 1879.							
			Calves dropped	Cattle of all ages				Milk sold, or sent to butter and cheese factories in 1879.	Butter made on the farm in 1879.	Cheese made on the farm in 1879.
Working oxen.	Milch cows.	Other.		Purchased.	Sold living.	Slaughtered.	Died, strayed, and supposed not recovered.			
No.	No.	No.	No.	No.	No.	No.	No.	Gallons.	Lbs.	Lbs.
24	25	26	27	28	29	30	31	32	33	34
1	2		2		2				100	
2										
3	2	1		2						
4	3	1	2	2	1				100	
5	1									
6	2	1	2						100	
7	5	15	4				1		75	
8	4	7	3						300	
9	1	1			1				50	
10	1	1	1						20	

SHEEP.

ON HAND JUNE 1, 1880.	MOVEMENT, 1879.						CLIP, SPRING 1880, SHORN AND TO BE SHORN.		SWINE.	POULTRY ON HAND JUNE 1ST, 1880, EXCLUSIVE OF SPRING HATCHING.		EGGS PRODUCED IN 1879.
	Lambs dropped	Sheep and lambs					Fleeces.	Weight.	On hand June 1, 1880.	Barn yard.	Other.	
		Purchased.	Sold living.	Slaughtered.	Killed by dogs.	Died of disease.	Died of stress of weather.						
No.	No.	No.	No.	No.	No.	No.	No.	No.	Lbs.	No.	No.	No.	Doz.
35	36	37	38	39	40	41	42	43	44	45	46	47	48
										4	20		100
										14	24		40
										30	60		150
											23		90
14								8	24	14	50	12	200
										5	35	1	50
										11	75		300
										6	12		24
													10

CEREALS.

BARLEY. 1879.		BUCKWHEAT. 1879.		INDIAN CORN. 1879.		OATS. 1879.		RYE. 1879.		WHEAT. 1879.		PULSE.		FIBER.						SUGAR.					BROOM CORN. 1879.	
														FLAX—1879.				HEMP.		SORGHUM—1879.			MAPLE—1879.			
Area.	Crop.	Area.	Crop.	Area.	Crop.	Area.	Crop.	Area.	Crop.	Area.	Crop.	Canada Peas, (Dry.) in 1879.	Beans, (Dry.) in 1879.	Area in Crop.	Seed.	Straw.	Fiber.			Area in Crop.	Sugar.	Molasses.	Sugar.	Molasses.		
Acres.	Bush.	Acres.	Bush.	Acres.	Bush.	Acres.	Bush.	Acres.	Bush.	Acres.	Bush.	Bush.	Bush.	Acres.	Bush.	Tons.	Lbs.	Acs.	Tns.	Acres.	Lbs.	Galls.	Lbs.	Galls.	Acs.	Lbs.
49	50	51	52	53	54	55	56	57	58	59	60	61	62	63	64	65	66	67	68	69	70	71	72	73	74	75
				1	40					9X	13															
				30	1000																					
				30	750																					
				35	2500					15	112															
				30	1500					25	110															
				30	750					25	110									2		110				
				20	550					16	100															
				75	3000					8	40															
				12	300					3	20															
				15	750																					

ORCHARDS—1879.

APPLE.			PEACH.			Total value of orchard products of all kinds sold or consumed.	NURSERIES.		VINEYARDS.			MARKET GARDENS.	BEES—1879.		FOREST PRODUCTS.	
Acres.	Bearing trees.	Bushels. 1879.	Acres.	Bearing trees.	Bushels. 1879.		Acres.	Value of produce sold in 1879.	Acres.	Grapes sold in 1879.	Wine made in 1879.	Value of produce sold in 1879.	Honey.	Wax.	Amount of wood cut in 1879.	Value of all forest products sold or consumed in 1879.
No.	No.	No.	No.	No.	No.	Dollars.	No.	Dollars.	No.	Lbs.	Galls.	Dollars.	Lbs.	Lbs.	Cords.	Dollars.
81	85	86	87	88	89	90	91	92	93	94	95	96	97	98	99	100
1	30															15
																14
1/4	10												100			20
1/4	30															20
1/4	9															20
1/4	15															80
1/4	35	1/8	20													32
1/4	25												50			15
		1/8	8													10
																5

Received July 30, 1880

[7–306.]

A.

Page No. 78
Supervisor's Dist: No.
Enumeration Dist: No. 138

NOTE A.—The light dotted perpendicular lines, which divide the spaces intended for numbers on this Schedule, are intended to separate the units, tens, &c., from each other, and the Enumerator should be careful that the figures are written within the small spaces so formed, thus: 7|4, the units in the right-hand small spaces. (4 2 1 / 3 9)

NOTE B.—Make an affirmative entry by a slanting line (thus /) in one of the three columns 2, 3, and 4, according as the fact is in the case of each farm—in column 2, if the occupier is the owner of the farm; in column 3, if he is the tenant at a fixed money rental; in column 4, if he conducts it for a share of the product.

NOTE C.—Enumerators will observe that there are 100 questions relating to each farm, which are arranged in four successive divisions of each schedule page.

SCHEDULE 2.—Productions of Agriculture in Camden Township in the County of Ray, State of Missouri

enumerated by me on the 4 day of June, 1880.

C. G. Gaston
Enumerator.

OF THE PERSON WHO CONDUCTS THIS FARM.				ACRES OF LAND.				FARM VALUES.			FENCES.		LABOR.			GRASS LANDS.						
	TENURE.			IMPROVED.		UNIMPROVED.										ACREAGE 1879.		PRODUCTS HARVESTED IN 1879.				
THE NAME.	Owner.	Rents for fixed money rental.	Rents for shares of products.	Tilled, including fallow and grass in rotation, (whether pasture or meadow.)	Permanent meadows, permanent pastures, orchards, vineyards.	Woodland and forest.	Other unimproved, including "old fields" not growing wood.	Of farm, including land, fences, and buildings.	Of farming implements and machinery.	Of Live Stock.	Cost of building and repairing in 1879.	Cost of fertilizers purchased in 1879.	Amount paid for wages for farm labor during 1879, including value of board.	Weeks hired labor in 1879 upon farm, (and dairy) excluding house-work.	Estimated value of all farm productions (sold, consumed, or on hand) for 1879.	Mown.	Not Mown.	Hay.	Clover Seed.	Grass Seed.	Horses of all ages on hand June 1, 1880.	Mules and Asses, all ages, on hand June 1, 1880.
				No.	No.	No.	No.	Dollars.	Dollars.	Dollars.	Dollars.	Dollars.	Dollars.	No.	Dollars.	Acres.	Acres.	Tons.	Bushels.	Bushels.	No.	No.
1	2	3	4	5	6	7	8	9	10	11	12	13	14	15	16	17	18	19	20	21	22	23
1 Bourman Independence			1	17				—	25	150					300						2	
2 Slagle Jurethia	1			80	43	15		3000	40	375			100		500	30		30			4	
3 Ralph Baza	1			140	120	140	80	10000	600	2150	50		400	116	2000	20		20			8	11
4 Woodruff & Hobart	1			200	103			5000	300	1038	80		600	104	1115						6	3
5 Vanderpool & Alexander			1	10						100					50						1	
6 Downs Abraham J		1		30	15			200	40	160					200						2	
7 Hesgine Marion			1	25				—	5	300			3		200						8	
8 Cattran James			1	38				600	20	—					390							
9 Barger Geo F	1			35	5	45		800	50	900	10		23	2	375	5		5			2	
10 Youngblood J D	1			32	8			1000	100	300	5				50						3	

NEAT CATTLE AND THEIR PRODUCTS.											SHEEP.										SWINE.	POULTRY ON HAND JUNE 1ST, 1880, EXCLUSIVE OF SPRING HATCHING.		
ON HAND JUNE 1, 1880.			MOVEMENT, 1879.									MOVEMENT, 1879.							CLIP, SPRING 1880, SHORN AND TO BE SHORN.						
			Cattle of all ages									Sheep and lambs												
Working oxen.	Milch cows.	Other.	Calves dropped.	Purchased.	Sold living.	Slaughtered.	Died, strayed, and st'ln and not recovered.	Milk sold, or sent to butter and cheese factories in 1879.	Butter made on the farm in 1879.	Cheese made on the farm in 1879.	On hand June 1, 1880.	Lambs dropped.	Purchased.	Sold living.	Slaughtered.	Killed by dogs.	Died of disease.	Died of stress of weather.	Fleeces.	Weight.	On hand June 1, 1880.	Barn-yard.	Other.	Eggs produced in 1879.
No.	No.	No.	No.	No.	No.	No.	No.	Gallons.	Lbs.	Lbs.	No.	No.	No.	No.	No.	No.	No.	No.	No.	Lbs.	No.	No.	No.	Doz.
24	25	26	27	28	29	30	31	32	33	34	35	36	37	38	39	40	41	42	43	44	45	46	47	48
1	1	2	1		1				20					6							4	15		20
2	2	2	1		2				100		3					1			3	12	20	56		500
3	11	45	9	20	25	2			260		2					1	1		2	11	50	78	4	300
4	8	14	3	3					200		1										50	70	5	300
5	1																				14	18		15
6	1	2	1		1				100												14	38	6	150
7	3	2																			8	90	5	75
8																					23	24		100
9	2	3	2		1				100															
10	1	1	1		1				50												11	14	5	25

CEREALS.												PULSE.		FIBER.						SUGAR.						BROOM CORN. 1879.	
BARLEY. 1879.		BUCKWHEAT. 1879.		INDIAN CORN. 1879.		OATS. 1879.		RYE. 1879.		WHEAT 1879.		Canada Peas, (Dry.) in 1879.	Beans, (Dry.) in 1879.	FLAX—1879.			HEMP.			SORGHUM—1879.			MAPLE—1879.				
Area.	Crop.	Area.	Crop.	Area.	Crop.	Area.	Crop.	Area.	Crop.	Area.	Crop.			Area in Crop.	Seed.	Straw.	Fiber.			Area in Crop.	Sugar.	Molasses.	Sugar.	Molasses.			
Acres.	Bush.	Acres.	Bush.	Acres.	Bush.	Acres.	Bush.	Acres.	Bush.	Acres.	Bush.	Bush.	Bush.	Acres.	Bush.	Tons.	Lbs.	Acs.	Tns.	Acres.	Lbs.	Galls.	Lbs.	Galls.	Acs.	Lbs.
49	50	51	52	53	54	55	56	57	58	59	60	61	62	63	64	65	66	67	68	69	70	71	72	73	74	75
1				15	250															1/2	1/2	30				
2				80	2500																					
3				65	2000					30	420															
4				40	2000	30	600			45	850															
5				10	400																					
6				15	450	6	36																			
7				30	815																					
8					1800																					
9																										
10				12	150																					

HOPS. 1879.		POTATOES, (Irish.) 1879.		POTATOES, (Sweet.) 1879.		TOBACCO. 1879.		ORCHARDS—1879.						NURSERIES.		VINEYARDS.			MARKET GARDENS.	BEES—1879.		FOREST PRODUCTS.	
								APPLE.			PEACH.			Total value of orchard products of all kinds sold or consumed.									
Area.	Crop.	Area.	Crop.	Area.	Crop.	Area.	Crop.	Acres.	Bearing trees.	Bushels. 1879.	Acres.	Bearing trees.	Bushels. 1879.		Acres.	Value of produce sold in 1879.	Acres.	Grapes sold in 1879.	Wine made in 1879.	Value of produce sold in 1879.	Honey.	Wax.	Amount of wood cut in 1879.	Value of all forest products sold or consumed in 1879.
Acres.	Lbs.	Acres.	Bush.	Acres.	Bush.	Acres.	Lbs.	No.	No.	No.	No.	No.	No.	Dollars.	No.	Dollars.	No.	Lbs.	Galls.	Dollars.	Lbs.	Lbs.	Cords.	Dollars.
76	77	78	79	80	81	82	83	84	85	86	87	88	89	90	91	92	93	94	95	96	97	98	99	100
																					100			10
								3	40	25				12							10			20
		1/2	25					4	60	15				1									40	100
		1/4	25					8	150	250				135										120
		1/4	12																					10
		1/2	50																				6	60
		1/2	25					2	40	20				11										12
		1/2	25																					15
		1/2	25					1	15															15
								2	15	20			20	70										183

B.

Page No. 12 9

Supervisor's Dist: No. 1

Enumeration Dist: No. 138

[7–306.]

NOTE A.—The light dotted perpendicular lines, which divide the spaces intended for numbers on this Schedule, are intended to separate the units, tens, &c., from each other, and the Enumerator should be careful that the figures are written within the small spaces so formed, thus: | | 7 | 4 |, the units | 4 | 3 | 1 | in the right-hand small spaces. | | 3 | 9 |

NOTE B.—Make an affirmative entry by a slanting line (thus /) in one of the three columns 2, 3, and 4, according as the fact is in the case of each farm—in column 2, if the occupier is the owner of the farm; in column 3, if he is the tenant at a fixed money rental; in column 4, if he conducts it for a share of the product.

NOTE C.—Enumerators will observe that there are 100 questions relating to each farm, which are arranged in four successive divisions of each schedule page.

SCHEDULE 2.—Productions of Agriculture in Camden Township in the County of Kay, State of

enumerated by me on the 10 day of June, 1880.

C G Gaston

Enumerator.

OF THE PERSON WHO CONDUCTS THIS FARM.				ACRES OF LAND.				FARM VALUES.			FENCES.		LABOR.			GRASS LANDS.						
	TENURE.			IMPROVED.		UNIMPROVED.										ACREAGE 1879.		PRODUCTS HARVESTED IN 1879.				
THE NAME.	Owner.	Rents for fixed money rental.	Rents for shares of products.	Tilled, including fallow and grass in rotation, (whether pasture or meadow.)	Permanent meadows, permanent pastures, orchards, vineyards.	Woodland and forest.	Other unimproved, including "old fields" not growing wood.	Of farm, including land, fences, and buildings.	Of farming implements and machinery.	Of Live Stock.	Cost of building and repairing in 1879.	Cost of fertilizers purchased in 1879.	Amount paid for wages for farm labor during 1879, including value of board.	Weeks hired labor in 1879 upon farm (and dairy) excluding house-work.	Estimated value of all farm productions (sold, consumed, or on hand) for 1879.	Mown.	Not Mown.	Hay.	Clover Seed.	Grass Seed.	Horses of all ages on hand June 1, 1880.	Mules and Asses, all ages, on hand June 1, 1880.
				No.	No.	No.	No.	Dollars.	Dollars.	Dollars.	Dollars.	Dollars.	Dollars.	No.	Dollars.	Acres.	Acres.	Tons.	Bushels.	Bushels.	No.	No.
	2	3	4	5	6	7	8	9	10	11	12	13	14	15	16	17	18	19	20	21	22	23
1 Wilson E D			1	20				-	-													1
2 Symes William			1	50	20	80		1500	100	252	30		60	10	350						4	2
3 White John			1	50	20	60		-	75	420			25		300							4 3
4 Patterson Henry	1			54	14	12		500	30	300					60						4	4
5 Mitchell Nancy								-		-												5
6 Frazier Jane	1			25	22			1000		150	2		11	2	200						2	6
7 Buchanan Wm C	1			130	11			2000	100	500	25		50	5	300	4	4	4			2	7 2
8 Edwards William H			1	24				-	20	100					135						4	8
9 Pegg Andrew J	1			125	25	10		2000	50	379	50				270	4		2			3	9
10 Wemley Catherine	1			30	10	30		1000	40	425	3		15	3	238	1		1				3 10

NEAT CATTLE AND THEIR PRODUCTS.											SHEEP.										SWINE.	POULTRY ON HAND JUNE 1ST, 1880, EXCLUSIVE OF SPRING HATCHING.		EGGS PRODUCED IN 1879.
ON HAND JUNE 1, 1880.			MOVEMENT, 1879.								MOVEMENT, 1879.								CLIP, SPRING 1880, SHORN AND TO BE SHORN.					
			Cattle of all ages								Sheep and lambs													
Working oxen.	Milch cows.	Other.	Calves dropped.	Purchased.	Sold living.	Slaughtered.	Died, strayed, and stolen and not recovered.	Milk sold, or sent to butter and cheese factories in 1879.	Butter made on the farm in 1879.	Cheese made on the farm in 1879.	On hand June 1, 1880.	Lambs dropped.	Purchased	Sold living.	Slaughtered.	Killed by dogs.	Died of disease.	Died of stress of weather.	Fleeces.	Weight.	On hand June 1, 1880.	Barn-yard.	Other.	
No.	No.	No.	No.	No.	No.	No.	No.	Gallons.	Lbs.	Lbs.	No.	No.	No.	No.	No.	No.	No.	No.	No.	Lbs.	No.	No.	No.	Doz.
24	25	26	27	28	29	30	31	32	33	34	35	36	37	38	39	40	41	42	43	44	45	46	47	48
																						4		20 1
	1		1	1	1				100		4	2							4	22	20	30		100 2
	3	1	2						150													30		100 3
	1	1	1		1				50												29	30		40 4
									100												14	48		11 5
	1	1			1				100												14	48		100 6
	4	6	1	1					100												40	50		150 7
	1	2	1	1	1				50												4	35		100 8
	3	2	1	11	10				50												13	50		100 9
	2	4							100												45	20		50 10

CEREALS.												PULSE.		FIBER.						SUGAR.						BROOM CORN.	
BARLEY. 1879.		BUCKWHEAT. 1879.		INDIAN CORN. 1879.		OATS. 1879.		RYE. 1879.		WHEAT. 1879.				FLAX—1879.				HEMP.		SORGHUM—1879.			MAPLE—1879.				
Area.	Crop.	Area.	Crop.	Area.	Crop.	Area.	Crop.	Area.	Crop.	Area.	Crop.	Canada Peas, (Dry.) in 1879.	Beans, (Dry.) in 1879.	Area in Crop.	Seed.	Straw.	Fiber.			Area in Crop.	Sugar.	Molasses.	Sugar.	Molasses.		1879.	
Acres.	Bush.	Acres.	Bush.	Acres.	Bush.	Acres.	Bush.	Acres.	Bush.	Acres.	Bush.	Bush.	Bush.	Acres.	Bush.	Tons.	Lbs.	Acs.	Tns.	Acres.	Lbs.	Galls.	Lbs.	Galls.		Acs.	Lbs.
49	50	51	52	53	54	55	56	57	58	59	60	61	62	63	64	65	66	67	68	69	70	71	72	73		74	75
																											1
				35	1650					4	35																2
				30	1000	11	400			8	75											10					3
				28	750																						4
																											5
				22	440	1	12			4	62																6
				40	1400	10	200			25	140									1		200					7
				15	250					10	62									½		30					8
				60	1000																						9
				30	1125	8	100			12	138														15		10

HOPS. 1879.		POTATOES, (Irish.) 1879.		POTATOES, (Sweet.) 1879.		TOBACCO. 1879.		ORCHARDS—1879.						NURSERIES.		VINEYARDS.			MARKET GARDENS.	BEES—1879.		FOREST PRODUCTS.	
								APPLE.			PEACH.												
Area.	Crop.	Area.	Crop.	Area.	Crop.	Area.	Crop.	Acres.	Bearing trees.	Bushels. 1879.	Acres.	Bearing trees.	Bushels. 1879.	Total value of orchard products of all kinds sold or consumed.	Acres.	Value of produce sold in 1879.	Acres.	Grapes sold in 1879.	Wine made in 1879.	Value of produce sold in 1879.	Honey.	Wax.	Amount of wood cut in 1879.	Value of all forest products sold or consumed in 1879.
Acres.	Lbs.	Acres.	Bush.	Acres.	Bush.	Acres.	Lbs.	No.	No.	No.	No.	No.	No.	Dollars.	No.	Dollars.	No.	Lbs.	Galls.	Dollars.	Lbs.	Lbs.	Cords.	Dollars.
76	77	78	79	80	81	82	83	84	85	86	87	88	89	90	91	92	93	94	95	96	97	98	99	100
			6																					60 1
								4	100	300				150										15 2
		¼	30					2	2	200				100										10 3
		⅕	5					2	20	50				25										15 4
																								20 5
								3	15	90				15							10	10		10 6
								2	40	10				5										30 7
																								15 8
		¼	30					2	50															20 9
			5					2	13															65 10

Received July 30, 1880

[7–306.]

C.

Page No. 14
Supervisor's Dist: No. 7
Enumeration Dist: No. 138

NOTE A.—The light dotted perpendicular lines, which divide the spaces intended for numbers on this Schedule, are intended to separate the units, tens, &c., from each other, and the Enumerator should be careful that the figures are written within the small spaces so formed, thus: | 7 | 4 |, the units in the right-hand small spaces. | 4 | 2 | 1 | | 3 | 9 |

NOTE B.—Make an affirmative entry by a slanting line (thus /) in one of the three columns 2, 3, and 4, according as the fact is in the case of each farm—in column 2, if the occupier is the owner of the farm; in column 3, if he is the tenant at a fixed money rental; in column 4, if he conducts it for a share of the product.

NOTE C.—Enumerators will observe that there are 100 questions relating to each farm, which are arranged in four successive divisions of each schedule page.

SCHEDULE 2.—Productions of Agriculture in Camden Township in the County of Gentry, State of Missouri

enumerated by me on the 11 day of June, 1880. C. L. Gaston, *Enumerator.*

OF THE PERSON WHO CONDUCTS THIS FARM.				ACRES OF LAND.				FARM VALUES.			FENCES.		LABOR.			GRASS LANDS.						
	TENURE.			IMPROVED.		UNIMPROVED.										ACREAGE 1879.		PRODUCTS HARVESTED IN 1879.				
THE NAME.	Owners.	Tenants for fixed money rental.	Hands for shares of products.	Tilled, including fallow and grass in rotation, (whether pasture or meadow.)	Permanent meadows, permanent pastures, orchards, vineyards.	Woodland and forest.	Other unimproved, including "old fields" not growing wood.	Of farm, including land, fences, and buildings.	Of farming implements and machinery.	Of Live Stock.	Cost of building and repairing in 1879.	Cost of fertilizers purchased in 1879.	Amount paid for wages for farm labor during 1879, including value of board.	Weeks hired labor in 1879 upon farm (and dairy), excluding house-work.	Estimated value of all farm productions (sold, consumed, or on hand) for 1879.	Mown.	Not Mown.	Hay.	Clover Seed.	Grass Seed.	Horses of all ages on hand June 1, 1880.	Mules and Asses, all ages, on hand June 1, 1880.
	No.	No.	No.	No.	No.	No.	No.	Dollars.	Dollars.	Dollars.	Dollars.	Dollars.	Dollars.	No.	Dollars.	Acres.	Acres.	Tons.	Bushels.	Bushels.	No.	No.
1	2	3	4	5	6	7	8	9	10	11	12	13	14	15	16	17	18	19	20	21	22	23
1	Ruby A B	1		40	2			1200	50	125	10		30	3	200						3	
2	Lafayette Willis		1	20				1000	20	100	10				150						1	
3	Pepper John B		1	20				1000	20	100	10				150						1	1
4	Gaston M B	1		4				80	20	135	20		20	3	215							
5	Ferguson William	1		40	15	20		1500	50	166	10				270	4	3	3			2	2
6	Adair Jo. W	1		112	70	35		2410	100	624			100	24	200	5		8			4	4
7	Peters W H	1		112	3	200		4125	175	1230	50		175	50	1010						4	2
8	Kemmer Joseph		1	18				—	20	200					200						3	
9	Brown Griffin	1		20		20		200		50					104						1	
10	Miller Joshua		1	10				—	8	18					100							

NEAT CATTLE AND THEIR PRODUCTS.											SHEEP.										SWINE.			POULTRY ON HAND JUNE 1ST, 1880, EXCLUSIVE OF SPRING HATCHING.		
ON HAND JUNE 1, 1880.			MOVEMENT, 1879.									MOVEMENT, 1879.							CLIP, SPRING 1880, SHORN AND TO BE SHORN.							
			Calves dropped.	Cattle of all ages				Milk sold, or sent to butter and cheese factories in 1879.	Butter made on the farm in 1879.	Cheese made on the farm in 1879.			Sheep and lambs									On hand June 1, 1880.		Poultry		Eggs produced in 1879.
Working oxen.	Milch cows.	Other.		Purchased.	Sold living.	Slaughtered.	Died, strayed, lost, stolen, and not recovered.				On hand June 1, 1880.	Lambs dropped.	Purchased.	Sold living.	Slaughtered.	Killed by dogs.	Died of disease.	Died of stress of weather.	Fleeces.	Weight.		Farm-yard.	Other.	
No.	No.	No.	No.	No.	No.	No.	No.	Gallons.	Lbs.	Lbs.	No.	No.	No.	No.	No.	No.	No.	No.	No.	Lbs.	No.	No.	No.	Doz.
24	25	26	27	28	29	30	31	32	33	34	35	36	37	38	39	40	41	42	43	44	45	46	47	48
		1																				2		
	1	2	1	2			1		25		1										9	3	3	20
	1	1																			2	12		25
	2	1	2		2				25												20	30		50
	2		2		3				100		21	5			1	8			14	50	28	50		100
	2	12	1	3					50		1	225		200	12	4	400		1	12	24	30	4	30
	4	24	1						200												50	40		100
	1		1	1	1				50												13	45		100
																						20		20
																					9	18		10

CEREALS.												PULSE.		FIBER.						SUGAR.						
BARLEY. 1879.		BUCKWHEAT. 1879.		INDIAN CORN. 1879.		OATS. 1879.		RYE. 1879.		WHEAT. 1879.				FLAX—1879.				HEMP.		SORGHUM—1879.			MAPLE—1879.		BROOM CORN. 1879.	
Area.	Crop.	Area.	Crop.	Area.	Crop.	Area.	Crop.	Area.	Crop.	Area.	Crop.	Canada Peas. (Dry.) in 1879.	Beans. (Dry.) in 1879.	Area in Crop.	Seed.	Straw.	Fiber.			Area in Crop.	Sugar.	Molasses.	Sugar.	Molasses.		
Acres.	Bush.	Acres.	Bush.	Acres.	Bush.	Acres.	Bush.	Acres.	Bush.	Acres.	Bush.	Bush.	Bush.	Acres.	Bush.	Tons.	Lbs.	Acs.	Tns.	Acres.	Lbs.	Galls.	Lbs.	Galls.	Acs.	Lbs.
49	50	51.	52	53	54	55	56	57	58	59	60	61	62	63	64	65	66	67	68	69	70	71	72	73	74	75
				6	540	19	150			11	165															
				20	580	8	160																			
				20	130	8	160																			
						4	40			12	125															
				23	150					93	45									1		120				
				10	250					1	100															
				55	2500	5	100			16	240															
				18	900					1	10												25	10		
				8	200	2	30													1		90				
				20	500	4	40																			

HOPS. 1879.		POTATOES, (Irish.) 1879.		POTATOES, (Sweet.) 1879.		TOBACCO. 1879.		ORCHARDS—1879.					NURSERIES.		VINEYARDS.			MARKET GARDENS.	BEES—1879.		FOREST PRODUCTS.	
								APPLE.			PEACH.											
Area.	Crop.	Area.	Crop.	Area.	Crop.	Area.	Crop.	Acres.	Bearing trees.	Bushels. 1879.	Acres.	Bearing trees.	Bushels. 1879.	Total value of orchard products of all kinds sold or consumed.	Acres.	Value of produce sold in 1879.	Acres.	Grapes sold in 1879.	Wine made in 1879.	Value of produce sold in 1879.	Honey.	Wax.	Amount of wood cut in 1879.	Value of all forest products sold or consumed in 1879.
Acres.	Lbs.	Acres.	Bush.	Acres.	Bush.	Acres.	Lbs.	No.	No.	No.	No.	No.	No.	Dollars.	No.	Dollars.	No.	Lbs.	Galls.	Dollars.	Lbs.	Lbs.	Cords.	Dollars.
76	77	78	79	80	81	82	83	84	85	86	87	88	89	90	91	92	93	94	95	96	97	98	99	100
				1/8	20																			
		1/4	15																					10
		1/4	15																					10
		1/3	15																					25
		1/4	40					1	30															20
																								20
		1/4	15					3	75	10				5										50
		1/3	30																					40
		1/4	20	1/8	10																			15
			8																					15

D.

[7–306.]

Page No. 12 11
Supervisor's Dist: No. 1
Enumeration Dist: No. 138

NOTE A.—The light dotted perpendicular lines, which divide the spaces intended for numbers on this Schedule, are intended to separate the units, tens, &c., from each other, and the Enumerator should be careful that the figures are written within the small spaces so formed, thus: 7|4, the units in the right-hand small spaces. 4|2|1, 3|9

NOTE B.—Make an affirmative entry by a slanting line (thus /) in one of the three columns 2, 3, and 4, according as the fact is in the case of each farm—in column 2, if the occupier is the owner of the farm; in column 3, if he is the tenant at a fixed money rental; in column 4, if he conducts it for a share of the product.

NOTE C.—Enumerators will observe that there are 100 questions relating to each farm, which are arranged in four successive divisions of each schedule page.

SCHEDULE 2.—Productions of Agriculture in _____ in the County of Ray, State of Missouri

enumerated by me on the 11 day of June, 1880. C L Lyster

Enumerator.

OF THE PERSON WHO CONDUCTS THIS FARM.				ACRES OF LAND.				FARM VALUES.			FENCES.		LABOR.			GRASS LANDS.						
	TENURE.			IMPROVED.		UNIMPROVED.										ACREAGE 1879.		PRODUCTS HARVESTED IN 1879.				
THE NAME.	Owner.	Rents for fixed money rental.	Rents for shares of products.	Tilled, including fallow and grass in rotation, (whether pasture or meadow.)	Permanent meadows, permanent pastures, orchards, vineyards.	Woodland and forest.	Other unimproved, including "old fields" not growing wood.	Of farm, including land, fences, and buildings.	Of farming implements and machinery.	Of Live Stock.	Cost of building and repairing in 1879.	Cost of fertilizers purchased in 1879.	Amount paid for wages for farm labor during 1879, including value of board.	Weeks hired labor in 1879 upon farm (and dairy) excluding house-work	Estimated value of all farm productions (sold, consumed, or on hand) for 1879.	Mown.	Not Mown.	Hay.	Clover Seed.	Grass Seed.	Horses of all ages on hand June 1, 1880.	Mules and Asses, all ages, on hand June 1, 1880.
				No.	No.	No.	No.	Dollars.	Dollars.	Dollars.	Dollars.	Dollars.	Dollars.	No.	Dollars.	Acres.	Acres.	Tons.	Bushels.	Bushels.	No.	No.
	2	3	4	5	6	7	8	9	10	11	12	13	14	15	16	17	18	19	20	21	22	23
1 McBee Charles M		1		12				400	20	65					100						1	
2 Wilson William			1	8					5	78					105						1	
3 Bryson James			1	11					15	60			4	1	171						2	
4 Shelton Patrick & Robert M			1	45					15	240			40	1	500	6		6			1	
5 Beebe James S	1			22	28			600	30	300			20	3	290	5		10			2	2
6 Tarwater William P			1	85				870		570					350						6	2
7 Bolsinger James	1			41	10	20		4455	100	800			30	10	810	10		5			8	3
8 Lauck Jacob M			1	10				20		25					25						1	
9																						
10																						

NEAT CATTLE AND THEIR PRODUCTS.											SHEEP.									SWINE.	POULTRY ON HAND JUNE 1ST, 1880, EXCLUSIVE OF SPRING HATCHING.		
ON HAND JUNE 1, 1880.			MOVEMENT, 1879.										MOVEMENT, 1879.						CLIP, SPRING 1880, SHORN AND TO BE SHORN.					
			Cattle of all ages										Sheep and lambs										
Working oxen.	Milch cows.	Other.	Calves dropped.	Purchased.	Sold living.	Slaughtered.	Died, strayed, and stolen, and not accounted.	Milk sold, or sent to butter and cheese factories in 1879.	Butter made on the farm in 1879.	Cheese made on the farm in 1879.	On hand June 1, 1880.	Lambs dropped.	Threshed.	Sold living.	Slaughtered.	Killed by dogs.	Died of disease.	Died of stress of weather.	Fleeces.	Weight.	On hand June 1, 1880.	Barn-yard.	Other.	Eggs PRODUCED IN 1879.
No.	No.	No.	No.	No.	No.	No.	No.	Gallons.	Lbs.	Lbs.	No.	No.	No.	No.	No.	No.	No.	No.	No.		No.	No.	No.	Doz.
24	25	26	27	28	29	30	31	32	33	34	35	36	37	38	39	40	41	42	43		45	46	47	48
	1		1		1				50															
																					1	14		40
	1	1	4	1	4				125												52	33	2	90
	2	2	1	2	1				75		2	4		3			3				27	30	22	75
	2	2	1						50												15	60		100
	4	4	2	1	1				100													45		100
																						40		30

CEREALS.												PULSE.		FIBER.											
BARLEY. 1879.		BUCKWHEAT. 1879.		INDIAN CORN. 1879.		OATS. 1879.		RYE. 1879.		WHEAT. 1879.				FLAX—1879.			HEMP.			SORGHUM.					
Area.	Crop.	Area.	Crop.	Area.	Crop.	Area.	Crop.	Area.	Crop.	Area.	Crop.	Canada Peas, (Dry.) in 1879.	Beans, (Dry.) in 1879.	Area in Crop.	Seed.	Straw.	Fiber.			Area in Crop.	Sugar.				
Acres.	Bush.	Acres.	Bush.	Acres.	Bush.	Acres.	Bush.	Acres.	Bush.	Acres.	Bush.	Bush.	Bush.	Acres.	Bush.	Tons.	Lbs.	Acres.	Tns.	Acres.	Lbs.	Gallons.			
49	50	51	52	53	54	55	56	57	58	59	60	61	62	63	64	65	66	67	68	69	70	71			
				15	450															1/4		40			
				20	533															1/4		20			
				30	1000															1/2		20			
				45	1575	2	30	3	9	20	300														
				30	875																			1	1400
				19	1000	14	800													1/2		35			
				35	1500					40	540														
				1	46																				

HOPS. 1879.		POTATOES. (Irish.) 1879.		POTATOES. (Sweet.) 1879.		TOBACCO. 1879.		ORCHARDS—1879.						NURSERIES.		VINEYARDS.			MARKET GARDENS.	BEES—1879.		FOREST PRODUCTS.	
								APPLE.			PEACH.												
Area.	Crop.	Area.	Crop.	Area.	Crop.	Area.	Crop.	Acres.	Bearing trees.	Bushels. 1879.	Acres.	Bearing trees.	Bushels. 1879.	Total value of orchard products of all kinds sold or consumed.	Acres.	Value of produce sold in 1879.	Acres.	Grapes sold in 1879.	Wine made in 1879.	Value of produce sold in 1879.	Honey.	Wax.	Amount of wood cut in 1879.	Value of all forest products sold or consumed in 1879.
Acres.	Lbs.	Acres.	Bush.	Acres.	Bush.	Acres.	Lbs.	No.	No.	No.	No.	No.	No.	Dollars.	No.	Dollars.	No.	Lbs.	Galls.	Dollars.	Lbs.	Lbs.	Cords.	Dollars.
76	77	78	79	80	81	82	83	84	85	86	87	88	89	90	91	92	93	94	95	96	97	98	99	100
																								15
		1/2	10																					15
																								15
		1/2	40					2	100	20				10										15
				1/4	50																			30
																								20
		1/4	20					1	40	25				15							100	10		20
																								20

[7—306.]

Received July 30, 1880

A.

Page No. 13 14
Supervisor's Dist: No. 7
Enumeration Dist: No. 138

NOTE A.—The light dotted perpendicular lines, which divide the spaces intended for numbers on this Schedule, are intended to separate the units, tens, &c., from each other, and the Enumerator should be careful that the figures are written within the small spaces so formed, thus: 7 1, the units in the right-hand small spaces. 4 2 1 3 9

NOTE B.—Make an affirmative entry by a slanting line (thus /) in one of the three columns 2, 3, and 4, according as the fact is in the case of each farm—in column 2, if the occupier is the owner of the farm; in column 3, if he is the tenant at a fixed money rental; in column 4, if he conducts it for a share of the product.

NOTE C.—Enumerators will observe that there are 100 questions relating to each farm, which are arranged in four successive divisions of each schedule page.

SCHEDULE 2.—Productions of Agriculture in Camden Township in the County of Ray, State of Mo

enumerated by me on the 12 day of June, 1880.

E G Gaston
Enumerator.

OF THE PERSON WHO CONDUCTS THIS FARM.				ACRES OF LAND.				FARM VALUES.			FENCES.		LABOR.			GRASS LANDS.						
	TENURE.			IMPROVED.		UNIMPROVED.										ACREAGE 1879.		PRODUCTS HARVESTED IN 1879.				
THE NAME.	Owner.	Rents for fixed money rental.	Rents for shares of products.	Tilled, including fallow and grass in rotation. (whether pasture or meadow.)	Permanent meadows, permanent pastures, orchards, vineyards.	Woodland and forest.	Other unimproved, including "old fields" not growing wood.	Of farm, including land, fences, and buildings.	Of farming implements and machinery.	Of Live Stock.	Cost of building and repairing in 1879.	Cost of fertilizers purchased in 1879.	Amount paid for wages for farm labor during 1879, including value of board.	Weeks hired labor in 1879 upon farm and dairy, excluding house-work.	Estimated value of all farm productions (sold, consumed, or on hand) for 1879.	Mown.	Not Mown.	Hay.	Clover Seed.	Grass Seed.	Horses of all ages on hand June 1, 1880.	Mules and Asses, all ages, on hand June 1, 1880.
				No.	No.	No.	No.	Dollars.	Dollars.	Dollars.	Dollars.	Dollars.	Dollars.	No.	Dollars.	Acres.	Acres.	Tons.	Bushels.	Bushels.	No.	No.
1	2	3	4	5	6	7	8	9	10	11	12	13	14	15	16	17	18	19	20	21	22	23
1 Kendall William	1			103	67	211		4200	75	500	10		20	4	56	9		9			5	1
2 Snyder John D	1			70	51			2400	40	450	40		200	80	250	8		3			4	1
3 Brooks A S	1			310	175	65	70	12200	400	3425			600	136	1200	10		15			4	12
4 Duncan James		1		12				240	40	38			10	2	254						1	
5 Frazer Job P	1			12				720	25	185					250						2	
6 Sapston Amos H		1		15				400	25	30					15						1	
7 Shreves Berry	1			30	30			400	20	200			5	1	175						3	
8 Edwards William	1			35		20		1000	30	100	20				150						2	
9 Stokes Cyprus	1			30		30		1000	25	100	10		20	3	250						4	
10 Mercer John	1			40				2000	150	300					310						2	

NEAT CATTLE AND THEIR PRODUCTS.											SHEEP.										SWINE.	POULTRY ON HAND JUNE 1ST, 1880, EXCLUSIVE OF SPRING HATCHING.		
ON HAND JUNE 1, 1880.			MOVEMENT, 1879.									MOVEMENT, 1879.							CLIP, SPRING 1880, SHORN AND TO BE SHORN.						
			Cattle of all ages									Sheep and lambs												
Working oxen.	Milch cows.	Other.	Calves dropped.	Purchased.	Sold living.	Slaughtered.	Died, strayed, and stolen and not recovered.	Milk sold, or sent to but ter and cheese factories in 1879.	Butter made on the farm in 1879.	Cheese made on the farm in 1879.	On hand June 1, 1880.	Lambs dropped.	Purchased.	Sold living.	Slaughtered.	Killed by dogs.	Died of disease.	Died of stress of weather.	Fleeces.	Weight.	On hand June 1, 1880.	Barn-yard.	Other.	Eggs produced in 1879.
No.	No.	No.	No.	No.	No.	No.	No.	Gallons.	Lbs.	Lbs.	No.	No.	No.	No.	No.	No.	No.	No.	No.	Lbs.	No.	No.	No.	Doz.
24	25	26	27	28	29	30	31	32	33	34	35	36	37	38	39	40	41	42	43	44	45	46	47	48
1	1	1																			31	3		1
2	1	3	2	2	2		1		100		14	1		3					8	35	43	24		25
3	7	20	5	30	32	1			200												150	32		40
4																					1	2		2
5	2	3	1		1				100												20			
6																						50		10
7	1	2		1		1					8	1				2			4	11	11	25		25
8	1		1		1				50												13	12		100
9		2			1				50												18			
10	1		1		1				150												20	12		95

CEREALS.												PULSE.		FIBER.						SUGAR.						BROOM CORN. 1879.	
BARLEY. 1879.		BUCKWHEAT. 1879.		INDIAN CORN. 1879.		OATS. 1879.		RYE. 1879.		WHEAT. 1879.				FLAX—1879.				HEMP.		SORGHUM—1879.			MAPLE—1879.				
Area.	Crop.	Area.	Crop.	Area.	Crop.	Area.	Crop.	Area.	Crop.	Area.	Crop.	Canada Peas. (Dry.) in 1879.	Beans. (Dry.) in 1879.	Area in Crop.	Seed.	Straw.	Fiber.			Area in Crop.	Sugar.	Molasses.	Sugar.	Molasses.			
Acres.	Bush.	Acres.	Bush.	Acres.	Bush.	Acres.	Bush.	Acres.	Bush.	Acres.	Bush.	Bush.	Bush.	Acres.	Bush.	Tons.	Lbs.	Acs.	Tns.	Acres.	Lbs.	Galls.	Lbs.	Galls.	Acs.	Lbs.
49	50	51	52	53	54	55	56	57	58	59	60	61	62	63	64	65	66	67	68	69	70	71	72	73	74	75
				8	160																					
				30	1000					5	60															
				80	4000	15	400	10	200	60	700															
				37	1270																					
				15	500	4	100																			
				24	500					8	24									1		20				
				20	900					20	200									½		20				
				14	500															1		50				
				30	1500																					

HOPS. 1879.		POTATOES, (Irish.) 1879.		POTATOES, (Sweet.) 1879.		TOBACCO. 1879.		ORCHARDS—1879.					NURSERIES.		VINEYARDS.			MARKET GARDENS.	BEES—1879.		FOREST PRODUCTS.	
								APPLE.			PEACH.											
Area.	Crop.	Area.	Crop.	Area.	Crop.	Area.	Crop.	Acres.	Bearing trees.	Bushels. 1879.	Acres.	Bearing trees.	Bushels. 1879.	Total value of orchard products of all kinds sold or consumed.	Acres.	Value of produce sold in 1879.	Acres.	Grapes sold in 1879.	Wine made in 1879.	Value of produce sold in 1879.	Honey.	Wax.	Amount of wood cut in 1879.	Value of all forest products sold or consumed in 1879.
Acres.	Lbs.	Acres.	Bush.	Acres.	Bush.	Acres.	Lbs.	No.	No.	No.	No.	No.	No.	Dollars.	No.	Dollars.	No.	Lbs.	Galls.	Dollars.	Lbs.	Lbs.	Cords.	Dollars.
76	77	78	79	80	81	82	83	84	85	86	87	88	89	90	91	92	93	94	95	96	97	98	99	100
		½	16																		70		20	40
		½	50	¼	20			10	200	50			24	25									25	25
		¼		⅛	10																			15
		¼	15	⅓	40															20				25
				¼	20																			15
		½	15					2	10											3				60
		½	40					3	225															20
		¼	30																					120
		¼	25																					20

B.

Page No. 13

Supervisor's Dist: No. 1

Enumeration Dist: No. 136

[7–306.]

NOTE A.—The light dotted perpendicular lines, which divide the spaces intended for numbers on this Schedule, are intended to separate the units, tens, &c., from each other, and the Enumerator should be careful that the figures are written within the small spaces so formed, thus: | | 7 | 4 |, the units | | 4 | 2 | 1 | in the right-hand small spaces. | | | 3 | 9 |

NOTE B.—Make an affirmative entry by a slanting line (thus /) in one of the three columns 2, 3, and 4, according as the fact is in the case of each farm—in column 2, if the occupier is the owner of the farm; in column 3, if he is the tenant at a fixed money rental; in column 4, if he conducts it for a share of the product.

NOTE C.—Enumerators will observe that there are 100 questions relating to each farm, which are arranged in four successive divisions of each schedule page.

SCHEDULE 2.—Productions of Agriculture in Camden Township in the County of Knox, State of Me.

enumerated by me on the 14 day of June, 1880.

C. E. Gaston

Enumerator.

OF THE PERSON WHO CONDUCTS THIS FARM.				ACRES OF LAND.				FARM VALUES.			FENCES.		LABOR.			GRASS LANDS.						
	TENURE.			IMPROVED.		UNIMPROVED.										ACREAGE 1879.		PRODUCTS HARVESTED IN 1879.				
THE NAME.	Owner.	Rents for fixed money rental.	Rents for shares of products.	Tilled, including fallow and grass in rotation. (whether pasture or meadow.)	Permanent meadows, permanent pastures, orchards, vineyards.	Woodland and forest.	Other unimproved, including "old fields" not growing wood.	Of farm, including land, fences, and buildings.	Of farming implements and machinery.	Of Live Stock.	Cost of building and repairing in 1879.	Cost of fertilizers purchased in 1879.	Amount paid for wages for farm labor during 1879, including value of board.	Weeks hired labor in 1879 upon farm (and dairy) excluding house-work.	Estimated value of all farm productions (sold, consumed, or on hand) for 1879.	Mown.	Not Mown.	Hay.	Clover Seed.	Grass Seed.	Horses of all ages on hand June 1, 1880.	Mules and Asses, all ages, on hand June 1, 1880.
	Owner.	Rents for fixed money rental.	Rents for shares of products.	No.	No.	No.	No.	Dollars.	Dollars.	Dollars.	Dollars.	Dollars.	Dollars.	No.	Dollars.	Acres.	Acres.	Tons.	Bushels.	Bushels.	No.	No.
	2	3	4	5	6	7	8	9	10	11	12	13	14	15	16	17	18	19	20	21	22	23
1 Hathorn Thomas			1	10				350	10	220	20										1	
2 Hyler William S	1			100	45			4125	250	820	20		150	40	830	10		10			6	
3 Mallay John	1			48	8	10		400	10	155	185				150						1	
4 Lee Patrick J 2d			1	24				300		60					20						1	
5 Trevier Jacob	1			70	1	5		1200	50	210	10				300	6		2			3	
6 Trevier Gideon	1			48	13			800		425					200						1	1
7 Patrick J R			1	88				2125	100	525					148						1	2
8 Hamet J J	1			126	134			9600	150	963			35		984						5	1
9 Megquier			1	32	2				10	143					125						2	
10 Bates D J	1			75	40	30		3000	100	800	10				595						8	1

NEAT CATTLE AND THEIR PRODUCTS.											SHEEP.										SWINE.	POULTRY ON HAND JUNE 1ST, 1880, EXCLUSIVE OF SPRING HATCHING.		EGGS PRODUCED IN 1879.
ON HAND JUNE 1, 1880.			MOVEMENT, 1879.								ON HAND JUNE 1, 1880.	MOVEMENT, 1879.							CLIP, SPRING 1880, SHORN AND TO BE SHORN.		ON HAND JUNE 1, 1880.			
				Cattle of all ages									Sheep and lambs											
Working oxen.	Milch cows.	Other.	Calves dropped.	Purchased.	Sold living.	Slaughtered.	Died, strayed, and stolen, and not recovered.	Milk sold, or sent to but ter and cheese factories in 1879.	Butter made on the farm in 1879.	Cheese made on the farm in 1879.		Lambs dropped.	Purchased.	Sold living.	Slaughtered.	Killed by dogs.	Died of disease.	Died of straus of weather.	Fleeces.	Weight.		Barnyard.	Other.	
No.	No.	No.	No.	No.	No.	No.	No.	Gallons.	Lbs.	Lbs.	No.	No.	No.	No.	No.	No.	No.	No.	No.	Lbs.	No.	No.	No.	Doz.
24	25	26	27	28	29	30	31	32	33	34	35	36	37	38	39	40	41	42	43	44	45	46	47	48
1	1		1		1				130												2½			
2	6	10	7		5				200												9½	4½		100
3																					2½	5½		50
4	1		1		1				50												8	2½		25
5	2	2½			3		1		250												8	2½		50
6	2	3																			5½	2½		50
7	2	3	1						15												3½	1½		12
8	6	13	5		9		1		312		54	10			4	8			84	300	200	14		300
9	1	1	1		1				52												13	2½		25
10	7	10	8		7		2		200		20	6					8		17	55	10	8½		100

CEREALS.												PULSE.		FIBER.						SUGAR.							BROOM CORN. 1879.	
BARLEY. 1879.		BUCKWHEAT. 1879.		INDIAN CORN. 1879.		OATS. 1879.		RYE. 1879.		WHEAT. 1879.		Canada Peas, (Dry.) in 1879.	Beans, (Dry.) in 1879.	FLAX—1879.			HEMP.			SORGHUM—1879.			MAPLE—1879.					
Area.	Crop.	Area.	Crop.	Area.	Crop.	Area.	Crop.	Area.	Crop.	Area.	Crop.			Area in Crop.	Seed.	Straw.	Fiber.			Area in Crop.	Sugar.	Molasses.	Sugar.	Molasses.				
Acres.	Bush.	Acres.	Bush.	Acres.	Bush.	Acres.	Bush.	Acres.	Bush.	Acres.	Bush.	Bush.	Bush.	Acres.	Bush.	Tons.	Lbs.	Acs.	Tns.	Acres.	Lbs.	Galls.	Lbs.	Galls.	Acs.	Lbs.		
49	50	51	52	53	54	55	56	57	58	59	60	61	62	63	64	65	66	67	68	69	70	71	72	73	74	75		
1																												1
2				45	2250	15	450			15	180																	2
3				15	510																							3
4																												4
5				13	400	12	250			22	200																	5
6				12	150					8	30																	6
7				14	425	4	120																					7
8				60	2400	15	350			20	190									1		120						8
9				13	480		75													1		40						9
10				45	1250	7	100			16	230									½		80						10

HOPS. 1879.		POTATOES, (Irish.) 1879.		POTATOES, (Sweet.) 1879.		TOBACCO. 1879.		ORCHARDS—1879.						NURSERIES.		VINEYARDS.			MARKET GARDENS.	BEES—1879.		FOREST PRODUCTS.	
								APPLE.			PEACH.												
Area.	Crop.	Area.	Crop.	Area.	Crop.	Area.	Crop.	Acres.	Bearing trees.	Bushels. 1879.	Acres.	Bearing trees.	Bushels. 1879.	Total value of orchard products of all kinds sold or consumed.	Acres.	Value of produce sold in 1879.	Acres.	Grapes sold in 1879.	Wine made in 1879.	Value of produce sold in 1879.	Honey.	Wax.	Amount of wood cut in 1879.	Value of all forest products sold or consumed in 1879.
Acres.	Lbs.	Acres.	Bush.	Acres.	Bush.	Acres.	Lbs.	No.	No.	No.	No.	No.	No.	Dollars.	No.	Dollars.	No.	Lbs.	Galls.	Dollars.	Lbs.	Lbs.	Cords.	Dollars.
76	77	78	79	80	81	82	83	84	85	86	87	88	89	90	91	92	93	94	95	96	97	98	99	100
			10																					25
		½	10					2	80															20
		¼	20						7															25
			6																					20
			5					1	30	10				5							24			10
		¼	10																					20
		⅛	10					20	400	40				20									10	175
								20	400	40				20									10	175
			5					2	10															20
		¼	12					2	50	100				50										20

[7—306.]

Received July 30, 1880.

C.

Page No. 14

Supervisor's Dist: No. 1

Enumeration Dist: No. 138

NOTE A.—The light dotted perpendicular lines, which divide the spaces intended for numbers on this Schedule, are intended to separate the units, tens, &c., from each other, and the Enumerator should be careful that the figures are written within the small spaces so formed, thus: | | 7 | 4 |, the units in the right-hand small spaces. | | 4 | 2 | 1 | | | 3 | 9 |

NOTE B.—Make an affirmative entry by a slanting line (thus /) in one of the three columns 2, 3, and 4, according as the fact is in the case of each farm—in column 2, if the occupier is the owner of the farm; in column 3, if he is the tenant at a fixed money rental; in column 4, if he conducts it for a share of the product.

NOTE C.—Enumerators will observe that there are 100 questions relating to each farm, which are arranged in four successive divisions of each schedule page.

SCHEDULE 2.—Productions of Agriculture in Camden Township in the County of Ray, State of Mo

enumerated by me on the 15 day of June, 1880. E. G. Gaston, *Enumerator.*

OF THE PERSON WHO CONDUCTS THIS FARM.				ACRES OF LAND.				FARM VALUES.			FENCES.		LABOR.			GRASS LANDS.						
	TENURE.			IMPROVED.		UNIMPROVED.										ACREAGE 1879.		PRODUCTS HARVESTED IN 1879.				
THE NAME.	Owner.	Rents for fixed money rental.	Rents for shares of products.	Tilled, including fallow and grass in rotation, (whether pasture or meadow,)	Permanent meadows, permanent pastures, orchards, vineyards.	Woodland and forest.	Other unimproved, including "old fields" not growing wood.	Of farm, including land, fences, and buildings.	Of farming implements and machinery.	Of Live Stock.	Cost of building and repairing in 1879.	Cost of fertilizers purchased in 1879.	Amount paid for farm labor during 1879, including value of board.	Weeks hired labor in 1879 upon farm (and dairy) excluding house-work.	Estimated value of all farm productions (sold, consumed, or on hand) for 1879.	Mown.	Not Mown.	Hay.	Clover Seed.	Grass Seed.	Horses of all ages on hand June 1, 1880.	Mules and Asses, all ages, on hand June 1, 1880.
				No.	No.	No.	No.	Dollars.	Dollars.	Dollars.	Dollars.	Dollars.	Dollars.	No.	Dollars.	Acres.	Acres.	Tons.	Bushels.	Bushels.	No.	No.
1	2	3	4	5	6	7	8	9	10	11	12	13	14	15	16	17	18	19	20	21	22	23
1 Tazwater Joh. M		1		27	25			1000	5	34					75							
2 Simmes William	1			20	90	40		1000	100	300	20				280						4	2
3 Jones Samuel B	1			21	24	25		400	50	500	15		90	3	367	10	10	10			2	3
4 Davis Charles			1	20						75					15						2	
5 Brown Henry	1			20		90		300	15	225	8		5		200						3	
6 Blair Georg M	1			32	7	40		1000	40	250	3				900						3	2
7 Black J. M			1	28				1000	5	50					80						1	
8 Hanaut Percy	1			16	24			920		80					140							
9 Wash Simon	1			34	34			400	12	110					163	9		4			3	
10 Bickliff Charles			1	16				450	50	75					150						2	

NEAT CATTLE AND THEIR PRODUCTS.											SHEEP.										SWINE.	POULTRY ON HAND JUNE 1ST, 1880, EXCLUSIVE OF SPRING HATCHING.		
ON HAND JUNE 1, 1880.			MOVEMENT 1879.									MOVEMENT, 1879.							CLIP, SPRING 1880, SHORN AND TO BE SHORN.					
				Cattle of all ages									Sheep and lambs											
Working oxen.	Milch cows.	Other.	Calves dropped.	Purchased.	Sold living.	Slaughtered.	Died, strayed, and stolen, and not recovered.	Milk sold or sent to butter and cheese factories in 1879.	Butter made on the farm in 1879.	Cheese made on the farm in 1879.	On hand June 1, 1880.	Lambs dropped.	Purchased.	Sold living.	Slaughtered.	Killed by dogs.	Died of disease.	Died of stress of weather.	Fleeces.	Weight.	On hand June 1, 1880.	Barn-yard.	Other.	Eggs PRODUCED IN 1879.
No.	No.	No.	No.	No.	No.	No.	No.	Gallons.	Lbs.	Lbs.	No.	No.	No.	No.	No.	No.	No.	No.	No.	Lbs.	No.	No.	No.	Doz.
24	25	26	27	28	29	30	31	32	33	34	35	36	37	38	39	40	41	42	43	44	45	46	47	48
1																								
2	2	3	2	1					100												17	30		20
3	2	14	4				1		100		8	3					2		6	22	24	50		30
4	1	1	1		1				50												18	12		
5	1	1	1		1				50												13	22		50
6	2		2		2				100												30	45		100
7	1																					30		25
8	1	2							50												10	18		50
9	1		1		1				50												4	30		50
10																					1	8		25

CEREALS.												PULSE.		FIBER.						SUGAR.						BROOM CORN.	
BARLEY. 1879.		BUCKWHEAT. 1879.		INDIAN CORN. 1879.		OATS. 1879.		RYE. 1879.		WHEAT. 1879.				FLAX—1879.				HEMP.		SORGHUM—1879.			MAPLE—1879.				
Area.	Crop.	Area.	Crop.	Area.	Crop.	Area.	Crop.	Area.	Crop.	Area.	Crop.	Canada Peas, (Dry,) in 1879.	Beans, (Dry,) in 1879.	Area in Crop.	Seed.	Straw.	Fiber.			Area in Crop.	Sugar.	Molasses.	Sugar.	Molasses.			
Acres.	Bush.	Acres.	Bush.	Acres.	Bush.	Acres.	Bush.	Acres.	Bush.	Acres.	Bush.	Bush.	Bush.	Acres.	Bush.	Tons.	Lbs.	Acs.	Tns.	Acres.	Lbs.	Galls.	Lbs.	Galls.	Acs.	Lbs.	
49	50	51	52	53	54	55	56	57	58	59	60	61	62	63	64	65	66	67	68	69	70	71	72	73	74	75	
1				10	250	5	100																				1
2				14	750	8	200			10	102									1		60					2
3				20	800	1	40			10	100									3/4		120					3
4																											4
5				15	375	8	60			8	60									1/2		95					5
6				25	1000	2	50			6	69									1/2		50					6
7				10	200																						7
8				16	544																						8
9				15	675															1/4		30					9
10				20	800							24															10

HOPS. 1879.		POTATOES, (Irish.) 1879.		POTATOES, (Sweet.) 1879.		TOBACCO. 1879.		ORCHARDS—1879.					NURSERIES.		VINEYARDS.			MARKET GARDENS.	BEES—1879.		FOREST PRODUCTS.	
								APPLE.			PEACH.											
Area.	Crop.	Area.	Crop.	Area.	Crop.	Area.	Crop.	Acres.	Bearing trees.	Bushels. 1870.	Acres.	Bearing trees.	Bushels. 1879.	Total value of orchard products of all kinds sold or consumed.	Acres.	Value of produce sold in 1879.	Acres.	Grapes sold in 1879.	Wine made in 1879.	Value of produce sold in 1879.	Honey.	Wax.	Amount of wood cut in 1879.	Value of all forest products sold or consumed in 1879.
Acres.	Lbs.	Acres.	Bush.	Acres.	Bush.	Acres.	Lbs.	No.	No.	No.	No.	No.	No.	Dollars.	No.	Dollars.	No.	Lbs.	Galls.	Dollars.	Lbs.	Lbs.	Cords.	Dollars.
76	77	78	79	80	81	82	83	84	85	86	87	88	89	90	91	92	93	94	95	96	97	98	99	100
1		1/4	15																					20
2		1/4	40					2	15															20
3		1/4	40					2																20
4																								
5		1/4	14																					15
6		1/4	16					9	80															45
7		1/4	10						24	25				12										32
8								2	100	100				75										20
9		1/4	20					2													12			20
10		1/4	8																					15

D.

Page No. 16 12

Supervisor's Dist: No. 1

Enumeration Dist: No. 138

[7–306.]

NOTE A.—The light dotted perpendicular lines, which divide the spaces intended for numbers on this Schedule, are intended to separate the units, tens, &c., from each other, and the Enumerator should be careful that the figures are written within the small spaces so formed, thus: | 7 | 1 |, the units in the right-hand small spaces. | 4 | 2 | 1 | | 3 | 9 |

NOTE B.—Make an affirmative entry by a slanting line (thus /) in one of the three columns 2, 3, and 4, according as the fact is in the case of each farm—in column 2, if the occupier is the owner of the farm; in column 3, if he is the tenant at a fixed money rental; in column 4, if he conducts it for a share of the product.

NOTE C.—Enumerators will observe that there are 100 questions relating to each farm, which are arranged in four successive divisions of each schedule page.

SCHEDULE 2.—Productions of Agriculture in Camden Township in the County of Ray, State of

enumerated by me on the 15 day of June, 1880. E. G. Gaston

Enumerator.

OF THE PERSON WHO CONDUCTS THIS FARM.				ACRES OF LAND.				FARM VALUES.			FENCES.		LABOR.			GRASS LANDS.						
	TENURE.			IMPROVED.		UNIMPROVED.										ACREAGE 1879.		PRODUCTS HARVESTED IN 1879.				
THE NAME.	Owner.	Rents for fixed money rental.	Rents for shares of products.	Tilled, including fallow and grass in rotation, (whether pasture or meadow.)	Permanent meadows, permanent pastures, orchards, vineyards.	Woodland and forest.	Other unimproved, including "old fields" not growing wood.	Of farm, including land, fences, and buildings.	Of farming implements and machinery.	Of Live Stock.	Cost of building and repairing in 1879.	Cost of fertilizers purchased in 1879.	Amount paid for wages for farm labor during 1879, including value of board.	Weeks hired labor in 1879 upon farm (and dairy) excluding house-work.	Estimated value of all farm productions (sold, consumed, or on hand) for 1879.	Mown.	Not Mown.	Hay.	Clover Seed.	Grass Seed.	Horses of all ages on hand June 1, 1880.	Mules and Asses, all ages, on hand June 1, 1880.
				No.	No.	No.	No.	Dollars.	Dollars.	Dollars.	Dollars.	Dollars.	Dollars.	No.	Dollars.	Acres.	Acres.	Tons.	Bushels.	Bushels.	No.	No.
1	2	3	4	5	6	7	8	9	10	11	12	13	14	15	16	17	18	19	20	21	22	23
1 Hall Mollie	1			80	15	25		1000		100			30	5	200						2	
2 Hall S F	1			120	18	32	7	3000	100	480	35		80	16	550	10		10			2	5
3 Young D H	1			20	12	8		414	50	150	8				60						2	
4 Calvin Benjamin	1			40	4	60		640	200	300			20	3	300						1	3
5 Riffe John	1			40	40			640	150	315					250						2	2
6 Turner Calvin	1			50	30			1500	100	700			10		421	4		1			3	3
7 Ankets Mack	1			43	3	15		1580	30	367					349						3	1
8 Eagleby E M	1			100	250	114		4640	200	2971	50		200	15	540	25		35			3	34
9 Riffe A J	1			150	50	40		4800	200	770	25		150	32	1120						4	4
10 Bibbell Albert	1			240	130	120		12200	205	1589	50		350	52	1135						3	3

NEAT CATTLE AND THEIR PRODUCTS.

ON HAND JUNE 1, 1880.			MOVEMENT, 1879.							
			Calves dropped.	Cattle of all ages				Milk sold, or sent to butter and cheese factories in 1879.	Butter made on the farm in 1879.	Cheese made on the farm in 1879.
Working oxen.	Milch cows.	Other.		Purchased.	Sold living.	Slaughtered.	Died, strayed, and at low, and not recovered.			
No.	No.	No.	No.	No.	No.	No.	No.	Gallons.	Lbs.	Lbs.
24	25	26	27	28	29	30	31	32	33	34
1	1	1	1	1	1				50	
2	4	14	4	6	5	1			100	
3	2								100	
4	1	1			4				20	
5	2	2							50	
6	3	2	6		5				200	
7	1	2	1	1	1				100	
8	16	32	8	3	3				200	
9	2	2	4		3				200	
10	3	82	5	42	33		2		364	

SHEEP.

ON HAND JUNE 1, 1880.	MOVEMENT, 1879.								CLIP, SPRING 1880, SHORN AND TO BE SHORN.		SWINE.	POULTRY ON HAND JUNE 1ST, 1880, EXCLUSIVE OF SPRING HATCHING.		EGGS PRODUCED IN 1879.
	Lambs dropped.	Sheep and lambs												
		Purchased.	Sold living.	Slaughtered.	Killed by dogs.	Died of disease.	Died of stress of weather.		Fleeces.	Weight.	On hand June 1, 1880.	Barn-yard.	Other.	
No.	No.	No.	No.	No.	No.	No.	No.		No.	Lbs.	No.	No.	No.	Doz.
35	36	37	38	39	40	41	42		43	44	45	46	47	48
											3	12		12
26	18			1			12		17	64	15	52		100
											14	25		40
											30	30		
15	1	11			2				15	60	25	49		50
											60	70		100
											53	48		75
											35	70		200
											40	100		200
12		12									100	80		50

CEREALS.

BARLEY. 1879.		BUCKWHEAT. 1879.		INDIAN CORN. 1879.		OATS. 1879.		RYE. 1879.		WHEAT. 1879.	
Area.	Crop.	Area.	Crop.	Area.	Crop.	Area.	Crop.	Area.	Crop.	Area.	Crop.
Acres.	Bush.	Acres.	Bush.	Acres.	Bush.	Acres.	Bush.	Acres.	Bush.	Acres.	Bush.
49	50	51	52	53	54	55	56	57	58	59	60
				25	600					12	112
				14	850	4	100	12	141	8	275
				4	80			1	6		
				15	600	3	15			6	60
				~~25~~	750					9	90
				50	2500	7	140			17	137
				28	625					20	218
				50	2000					38	400
				50	2000	20	500			25	250
				80	2400	5	100			100	1600

PULSE. FIBER. SUGAR.

PULSE.		FIBER.						SUGAR.					BROOM CORN. 1879.	
Canada Peas, (Dry.) in 1879.	Beans, (Dry.) in 1879.	Flax—1879.				Hemp.		Sorghum—1879.			Maple—1879.			
		Area in Crop.	Seed.	Straw.	Fiber.			Area in Crop.	Sugar.	Molasses.	Sugar.	Molasses.		
Bush.	Bush.	Acres.	Bush.	Tons.	Lbs.	Acs.	Tns.	Acres.	Lbs.	Galls.	Lbs.	Galls.	Acs.	Lbs.
61	62	63	64	65	66	67	68	69	70	71	72	73	74	75
								1/4		40		5		
								1/2		85				
								1/4		15				
								1		40				
								1		60				
								1		60				

HOPS. POTATOES. (Irish.) POTATOES. (Sweet.) TOBACCO. ORCHARDS—1879. NURSERIES. VINEYARDS. MARKET GARDENS. BEES—1879. FOREST PRODUCTS.

HOPS. 1879.		POTATOES. (Irish.) 1879.		POTATOES. (Sweet.) 1879.		TOBACCO. 1879.		ORCHARDS—1879. APPLE.			ORCHARDS—1879. PEACH.			ORCHARDS—1879. Total value of orchard products of all kinds sold or consumed.	NURSERIES.		VINEYARDS.			MARKET GARDENS.	BEES—1879.		FOREST PRODUCTS.	
Area.	Crop.	Area.	Crop.	Area.	Crop.	Area.	Crop.	Acres.	Bearing trees.	Bushels. 1879.	Acres.	Bearing trees.	Bushels. 1879.		Acres.	Value of produce sold in 1879.	Acres.	Grapes sold in 1879.	Wine made in 1879.	Value of produce sold in 1879.	Honey.	Wax.	Amount of wood cut in 1879.	Value of all forest products sold or consumed in 1879.
Acres.	Lbs.	Acres.	Bush.	Acres.	Bush.	Acres.	Lbs.	No.	No.	No.	No.	No.	No.	Dollars.	No.	Dollars.	No.	Lbs.	Galls.	Dollars.	Lbs.	Lbs.	Cords.	Dollars.
76	77	78	79	80	81	82	83	84	85	86	87	88	89	90	91	92	93	94	95	96	97	98	99	100
		1/4	15					2		100				50							12			21
		1/4	30					4	300	30				15							100			500
		1/4	10					5	80	10				5							50	8		20
		1/4	20					4	150	100				50										65
								1	14															20
		1/4	25	1/4	25			3	50	10				5										20
		1/4	14					4	50	50				25										20
		1/4	25	1/4	20			4	200	30				25			1/4	1/4			50	10	150	16
		1/4	25					1													30			20
		1/2	60																		25			30

[7–306.]

Received July 30, 1880. A.

Page No. 14
Supervisor's Dist: No. 7
Enumeration Dist: No. 186

NOTE A.—The light dotted perpendicular lines, which divide the spaces intended for numbers on this Schedule, are intended to separate the units, tens, &c., from each other, and the Enumerator should be careful that the figures are written within the small spaces so formed, thus: 7|4, the units in the right-hand small spaces. 4|2|1 3|9

NOTE B.—Make an affirmative entry by a slanting line (thus /) in one of the three columns 2, 3, and 4, according as the fact is in the case of each farm—in column 2, if the occupier is the owner of the farm; in column 3, if he is the tenant at a fixed money rental; in column 4, if he conducts it for a share of the product.

NOTE C.—Enumerators will observe that there are 100 questions relating to each farm, which are arranged in four successive divisions of each schedule page.

SCHEDULE 2.—Productions of Agriculture in Camden Township in the County of _____, State of _____

enumerated by me on the 16 day of June, 1880. C. Glaster

Enumerator.

OF THE PERSON WHO CONDUCTS THIS FARM.				ACRES OF LAND.				FARM VALUES.			FENCES.		LABOR.			GRASS LANDS.						
	TENURE.			IMPROVED.		UNIMPROVED.										ACREAGE 1879.		PRODUCTS HARVESTED IN 1879.				
THE NAME.	Owner.	Rents for fixed money rental.	Rents for shares of products.	Tilled, including fallow and grass in rotation (whether pasture or meadow.)	Permanent meadows, permanent pastures, orchards, vineyards.	Woodland and forest.	Other unimproved, including "old fields" not growing wood.	Of farm, including land, fences, and buildings.	Of farming implements and machinery.	Of Live Stock.	Cost of building and repairing in 1879.	Cost of fertilizers purchased in 1879.	Amount paid for wages for farm labor during 1879, including value of board.	Weeks hired labor in 1879 upon farm and dairy, excluding house-work.	Estimated value of all farm productions (sold, consumed, or on hand) for 1879.	Mown.	Not Mown.	Hay.	Clover Seed.	Grass Seed.	Horses of all ages on hand June 1, 1880.	Mules and Asses, all ages, on hand June 1, 1880.
	No.	No.	No.	No.	No.	No.	No.	Dollars.	Dollars.	Dollars.	Dollars.	Dollars.	Dollars.	No.	Dollars.	Acres.	Acres.	Tons.	Bushels.	Bushels.	No.	No.
1	2	3	4	5	6	7	8	9	10	11	12	13	14	15	16	17	18	19	20	21	22	23
1 Main Henry		1		15				300	50	125					240							2
2 Blain Wm. A			1	45				1000	50	100	85				817						2	
3 Bell W K	1			150	400	500		8400	500	2968			282	156	650						7	20
4 Bell Jas	1			30				960		30					170							
5 Scott Thomas			1	54				550	60	275					175						1	2
6 Wolf William	1			80		40		600	45	100			4	1	179						2	
7 Allgate Geo	1			24	4	5		600	25	110					164						2	
8 Wolf David	1			30		40		700	10	140					250						1	1
9 Lusby G H			1	25				400	40	242					120						3	
10 Shoffer & Riffle	1			300	28	202		7548	400	1200	75		115	52	1244	25		25			12	2

NEAT CATTLE AND THEIR PRODUCTS.											SHEEP.										SWINE.	POULTRY ON HAND JUNE 1ST, 1880, EXCLUSIVE OF SPRING HATCHING.		EGGS PRODUCED IN 1879.
ON HAND JUNE 1, 1880.			MOVEMENT, 1879.								ON HAND JUNE 1, 1880.	MOVEMENT, 1879.							CLIP SPRING 1880, SHORN AND TO BE SHORN.		ON HAND JUNE 1, 1880.			
				Cattle of all ages									Sheep and lambs											
Working oxen.	Milch cows.	Other.	Calves dropped.	Purchased.	Sold living.	Slaughtered.	Died, strayed, and stolen, and not recovered.	Milk sold, or sent to butter and cheese factories in 1879.	Butter made on the farm in 1879.	Cheese made on the farm in 1879.	On hand June 1, 1880.	Lambs dropped.	Purchased.	Sold living.	Slaughtered.	Killed by dogs.	Died of disease.	Died of stress of weather.	Fleeces.	Weight.	On hand June 1, 1880.	Barn-yard.	Other.	
No.	No.	No.	No.	No.	No.	No.	No.	Gallons.	Lbs.	Lbs.	No.	No.	No.	No.	No.	No.	No.	No.	No.	Lbs.	No.	No.	No.	Doz.
24	25	26	27	28	29	30	31	32	33	34	35	36	37	38	39	40	41	42	43	44	45	46	47	48
1	1		1						100												6	25		50
2	1	1							100												17	80		50
3	17	85	7	1					200		12	2	1						8	324	200	15		75
4	1		1		1				100															
5	1		1		1				100												18	1		50
6	1		1		1				90												16	90		40
7	1	1	1						200												20	18		80
8		2	1						250		2	1							2	10	41	44		50
9	1																				81	25		50
10	7	1	5		3	1			2												200	25		50

CEREALS.												PULSE.		FIBER.						SUGAR.						BROOM CORN. 1879.	
BARLEY. 1879.		BUCKWHEAT. 1879.		INDIAN CORN. 1879.		OATS. 1879.		RYE. 1879.		WHEAT. 1879.		Canada Peas. (Dry.) in 1879.	Beans. (Dry.) in 1879.	FLAX—1879.				HEMP.		SORGHUM—1879.			MAPLE—1879.				
Area.	Crop.	Area.	Crop.	Area.	Crop.	Area.	Crop.	Area.	Crop.	Area.	Crop.			Area in Crop.	Seed.	Straw.	Fiber.			Area in Crop.	Sugar.	Molasses.	Sugar.	Molasses.			
Acres.	Bush.	Acres.	Bush.	Acres.	Bush.	Acres.	Bush.	Acres.	Bush.	Acres.	Bush.	Bush.	Bush.	Acres.	Bush.	Tons.	Lbs.	Acs.	Tns.	Acres.	Lbs.	Galls.	Lbs.	Galls.	Acs.	Lbs.	
49	50	51	52	53	54	55	56	57	58	59	60	61	62	63	64	65	66	67	68	69	70	71	72	73	74	75	
				20	800																						1
				25	1250	14	206			5	60									½		30					2
				80	2800																						3
				15	600																						4
				90	1000	5	100			10	60																5
				16	500					12	114											15					6
				35	750															1		40					7
				14	500	2	60			8	118									½		40					8
				25	750					2	17									½		15					9
				57	3420	16	450			31	420																10

HOPS. 1879.		POTATOES. (Irish.) 1879.		POTATOES. (Sweet.) 1879.		TOBACCO. 1879.		ORCHARDS 1879.							NURSERIES.		VINEYARDS.			MARKET GARDENS.	BEES—1879.		FOREST PRODUCTS.	
								APPLE.			PEACH.			Total value of orchard products of all kinds sold or consumed.						Value of produce sold in 1879.			Amount of wood cut in 1879.	Value of all forest products sold or consumed in 1879.
Area.	Crop.	Area.	Crop.	Area.	Crop.	Area.	Crop.	Acres.	Bearing trees.	Bushels. 1879.	Acres.	Bearing trees.	Bushels. 1879.		Acres.	Value of produce sold in 1879.	Acres.	Grapes sold in 1879.	Wine made in 1879.		Honey.	Wax.		
Acres.	Lbs.	Acres.	Bush.	Acres.	Bush.	Acres.	Lbs.	No.	No.	No.	No.	No.	No.	Dollars.	No.	Dollars.	No.	Lbs.	Galls.	Dollars.	Lbs.	Lbs.	Cords.	Dollars.
76	77	78	79	80	81	82	83	84	85	86	87	88	89	90	91	92	93	94	95	96	97	98	99	100
		½	20																					40
		½	20																					20
		½	20																					125
																								20
		¼	10																					15
		¼	15					3																30
		¼	15					3	200	40				90										80
		¼	10					1																20
			5																					20
		¼	20					2	80	150				75										25

B.

Page No. 16 17

Supervisor's Dist: No. 1

Enumeration Dist: No. 138

[7–306.]

NOTE A.—The light dotted perpendicular lines, which divide the spaces intended for numbers on this Schedule, are intended to separate the units, tens, &c., from each other, and the Enumerator should be careful that the figures are written within the small spaces so formed, thus: 7 4, the units in the right-hand small spaces. 4 2 1 3 9

NOTE B.—Make an affirmative entry by a slanting line (thus /) in one of the three columns 2, 3, and 4, according as the fact is in the case of each farm—in column 2, if the occupier is the owner of the farm; in column 3, if he is the tenant at a fixed money rental; in column 4, if he conducts it for a share of the product.

NOTE C.—Enumerators will observe that there are 100 questions relating to each farm, which are arranged in four successive divisions of each schedule page.

SCHEDULE 2.—Productions of Agriculture in Camden Township, in the County of Ray, State of Mo

enumerated by me on the 17 day of June, 1880. E C Gaston, *Enumerator.*

OF THE PERSON WHO CONDUCTS THIS FARM.				ACRES OF LAND.				FARM VALUES.			FENCES.		LABOR.			GRASS LANDS.						
	TENURE.			IMPROVED.		UNIMPROVED.										ACREAGE 1879.		PRODUCTS HARVESTED IN 1879.				
THE NAME.	Owner.	Rents for fixed money rental.	Rents for shares of products.	Tilled, including fallow and grass in rotation, (whether pasture or meadow.)	Permanent meadows, permanent pastures, orchards, vineyards.	Woodland and forest.	Other unimproved, including "old fields" not growing wood.	Of farm, including land, fences, and buildings.	Of farming implements and machinery.	Of Live Stock.	Cost of building and repairing in 1879.	Cost of fertilizers purchased in 1879.	Amount paid for wages for farm labor during 1879, including value of board.	Weeks hired labor in 1879 upon farm (and dairy) excluding house-work	Estimated value of all farm productions (sold, consumed, or on hand) for 1879.	Mown.	Not Mown.	Hay.	Clover Seed.	Grass Seed.	Horses of all ages on hand June 1, 1880.	Mules and Asses, all ages, on hand June 1, 1880.
	No.	No.	No.	No.	No.	No.	No.	Dollars.	Dollars.	Dollars.	Dollars.	Dollars.	Dollars.	No.	Dollars.	Acres.	Acres.	Tons.	Bushels.	Bushels.	No.	No.
1	2	3	4	5	6	7	8	9	10	11	12	13	14	15	16	17	18	19	20	21	22	23
1 Kirby A Ind			1	15				—		52					115						2	
2 Rowland R J	1			100	40	20		2500	25	225	10				230						4	
3 Clark W N			1	15				220	20	213					150						3	
4 Blair Thomas	1	X		30	180	40		3000	100	500					500						5	1
5 Sessler John		1		60	10	10		900	75	350					202						3	
6 Bryan J H	1			30	50	10		1500	125	300		100	20	8	200						8	
7 Bryan S Estate			1	16				—							165							
8 Bogart James	1		1	80	9	100		2000	200	200	40		45	8	600						3	
9 Holmes Jas H			1	70				600	40	240					150						2	
10 Duncan Jas		1		4				100	10	110	10				70						2	

NEAT CATTLE AND THEIR PRODUCTS.											SHEEP.										SWINE.	POULTRY ON HAND JUNE 1ST, 1880, EXCLUSIVE OF SPRING HATCHING.		
ON HAND JUNE 1, 1880.			MOVEMENT, 1879.								MOVEMENT, 1879.								CLIP, SPRING 1880, SHORN AND TO BE SHORN.						
				Cattle of all ages									Sheep and lambs												
Working oxen.	Milch cows.	Other.	Calves dropped.	Purchased.	Sold living.	Slaughtered.	Died, strayed, and stolen, and not recovered.	Milk sold, or sent to butter and cheese factories in 1879.	Butter made on the farm in 1879.	Cheese made on the farm in 1879.	On hand June 1, 1880.	Lambs dropped.	Purchased.	Sold living.	Slaughtered.	Killed by dogs.	Died of disease.	Died of stress of weather.	Fleeces.	Weight.	On hand June 1, 1880.	Barn-yard.	Other.	Eggs produced in 1879.
No.	No.	No.	No.	No.	No.	No.	No.	Gallons.	Lbs.	Lbs.	No.	No.	No.	No.	No.	No.	No.	No.	No.	Lbs.	No.	No.	No.	Doz.
24	25	26	27	28	29	30	31	32	33	34	35	36	37	38	39	40	41	42	43	44	45	46	47	48
1																					6			
2	3	4	2	6	4		4		75		14										12	25		30
3	1	1																			14	21		50
4	3	5	2		1				150												40	36		50
5	3	2			1				100												20	40		40
6	3	20	1	8	7		1		100		4					4			4	10	25	25		25
7																								
8	2	1	1		2	1			40		3	4					1		3	35	15	30		100
9	2	2							50												20	50		100
10	1				2				50												7	21		30

CEREALS.												PULSE.		FIBER.						SUGAR.					BROOM CORN.	
BARLEY. 1879.		BUCKWHEAT. 1879.		INDIAN CORN. 1879.		OATS. 1879.		RYE. 1879.		WHEAT. 1879.				FLAX—1879.				HEMP.		SORGHUM—1879.			MAPLE—1879.			
Area.	Crop.	Area.	Crop.	Area.	Crop.	Area.	Crop.	Area.	Crop.	Area.	Crop.	Oatmeal Peas, (Dry.) in 1879.	Beans, (Dry.) in 1879.	Area in Crop.	Seed.	Straw.	Fiber.			Area in Crop.	Sugar.	Molasses.	Sugar.	Molasses.		
Acres.	Bush.	Acres.	Bush.	Acres.	Bush.	Acres.	Bush.	Acres.	Bush.	Acres.	Bush.	Bush.	Bush.	Acres.	Bush.	Tons.	Lbs.	Acs.	Tns.	Acres.	Lbs.	Galls.	Lbs.	Galls.	Acs.	Lbs.
49	50	51	52	53	54	55	56	57	58	59	60	61	62	63	64	65	66	67	68	69	70	71	72	73	74	75
1				7	420																					
2				12	480	3	90													1/2		20		15		
3				10	300					8	110															
4				20	800					30	300									1/8		20				
5				25	375	5	115			10	80									1/4		40				
6				15	600	1	20			5	60									1/2		40				
7				16	400												1									
8				16	600	3	75			14	214													40		
9				15	300	3	75			15	82									1/4		40				
10				8	250																			5		

HOPS. 1879.		POTATOES, (Irish.) 1879.		POTATOES, (Sweet.) 1879.		TOBACCO. 1879.		ORCHARDS—1879.						NURSERIES.		VINEYARDS.			MARKET GARDENS.	BEES—1879.		FOREST PRODUCTS.	
								APPLE.			PEACH.												
Area.	Crop.	Area.	Crop.	Area.	Crop.	Area.	Crop.	Acres.	Bearing trees.	Bushels. 1879.	Acres.	Bearing trees.	Bushels. 1879.	Total value of orchard products of all kinds sold or consumed.	Acres.	Value of produce sold in 1879.	Acres.	Grapes sold in 1879.	Wine made in 1879.	Value of produce sold in 1879.	Honey.	Wax.	Amount of wood cut in 1879.	Value of all forest products sold or consumed in 1879.
Acres.	Lbs.	Acres.	Bush.	Acres.	Bush.	Acres.	Lbs.	No.	No.	No.	No.	No.	No.	Dollars.	No.	Dollars.	No.	Lbs.	Galls.	Dollars.	Lbs.	Lbs.	Cords.	Dollars.
76	77	78	79	80	81	82	83	84	85	86	87	88	89	90	91	92	93	94	95	96	97	98	99	100
1																								10
2			1/8					5	104												10			20
3																								15
4								1	20															225
5		1	100					1	80	150				75										20
6		1/2	30																		25			10
7																								15
8		1/2	40																					20
9																								115
10			5																				20	15

[7–306.]

Received July 30, 18

C.

Page No. 17 18

Supervisor's Dist: No. 4

Enumeration Dist: No. 138

NOTE A.—The light dotted perpendicular lines, which divide the spaces intended for numbers on this Schedule, are intended to separate the units, tens, &c., from each other, and the Enumerator should be careful that the figures are written within the small spaces so formed, thus: 7 4, the units in the right-hand small spaces.

NOTE B.—Make an affirmative entry by a slanting line (thus /) in one of the three columns 2, 3, and 4, according as the fact is in the case of each farm—in column 2, if the occupier is the owner of the farm; in column 3, if he is the tenant at a fixed money rental; in column 4, if he conducts it for a share of the product.

NOTE C.—Enumerators will observe that there are 100 questions relating to each farm, which are arranged in four successive divisions of each schedule page.

SCHEDULE 2.—Productions of Agriculture in Camden Township in the County of Ray, State of Missouri

enumerated by me on the 18 day of June, 1880. C C Gaston,

Enumerator.

OF THE PERSON WHO CONDUCTS THIS FARM.				ACRES OF LAND.				FARM VALUES.			FENCES.		LABOR.			GRASS LANDS.						
	TENURE.			IMPROVED.		UNIMPROVED.										ACREAGE 1879.		PRODUCTS HARVESTED IN 1879.				
THE NAME.	Owner.	Rents for fixed money rental.	Rents for shares of products.	Tilled, including fallow and grass in rotation; (whether pasture or meadow.)	Permanent meadows, permanent pastures, orchards, vineyards.	Woodland and forest.	Other unimproved, including "old fields" and growing wood.	Of farm, including land, fences, and buildings.	Of farming implements and machinery.	Of Live Stock.	Cost of building and repairing in 1879.	Cost of fertilizers purchased in 1879.	Amount paid for wages for farm labor during 1879, including value of board.	Weeks hired labor in 1879 upon farm (and dairy) excluding house-work.	Estimated value of all farm productions (sold, consumed, or on hand) for 1879.	Mown.	Not Mown.	Hay.	Clover Seed.	Grass Seed.	Horses of all ages on hand June 1, 1880.	Mules and Asses, all ages, on hand June 1, 1880.
	No.	No.	No.	No.	No.	No.	No.	Dollars.	Dollars.	Dollars.	Dollars.	Dollars.	Dollars.	No.	Dollars.	Acres.	Acres.	Tons.	Bushels.	Bushels.	No.	No.
1	2	3	4	5	6	7	8	9	10	11	12	13	14	15	16	17	18	19	20	21	22	23
1 Mills Josiah	/			45		30		2000	100	300					300						3	
2 Mulkey Thomas			/	25					25	125					100						2	
3 Blythe Thomas	/			8				800	50	132					60						2	
4 Kirkham Charles A	/			40	25	35		1000	15	474					910						1	4
5 Crozier Thomas	/			40		4		900	20	200	23				20						2	
6 Creason C W	/			40		10		400	20	200	12				250						2	
7 Tarwater William S	/			60				1000	40	340					450						4	2
8 Tarwater Fredrick			/	80	80			2000	100	530					685						8	1
9 Ojeby Jacob			/	20				200	20	150					150						3	1
10 Mills Henry	/			85				400	100	265											3	

NEAT CATTLE AND THEIR PRODUCTS.											SHEEP.										SWINE.	POULTRY ON HAND JUNE 1ST, 1880, EXCLUSIVE OF SPRING HATCHING.		EGGS PRODUCED IN 1879.
ON HAND JUNE 1, 1880.			MOVEMENT, 1879.										MOVEMENT, 1879.						CLIP, SPRING 1880, SHORN AND TO BE SHORN.					
			Cattle of all ages										Sheep and lambs											
Working oxen.	Milch cows.	Other.	Calves dropped.	Purchased.	Sold living.	Slaughtered.	Died, strayed, and stolen, and not recovered.	Milk sold, or sent to butter and cheese factories in 1879.	Butter made on the farm in 1879.	Cheese made on the farm in 1879.	On hand June 1, 1880.	Lambs dropped.	Purchased.	Sold living.	Slaughtered.	Killed by dogs.	Died of diseases.	Died of stress of weather.	Fleeces.	Weight.	On hand June 1, 1880.	Barn-yard.	Other.	
No.	No.	No.	No.	No.	No.	No.	No.	Gallons.	Lbs.	Lbs.	No.	No.	No.	No.	No.	No.	No.	No.	No.	Lbs.	No.	No.	No.	Doz.
24	25	26	27	28	29	30	31	32	33	34	35	36	37	38	39	40	41	42	43	44	45	46	47	48
																					10	34		100
																					4			
																					16	18		
	2								100			3							1	5	30	20		20
	2	1																			5	25		
	2		1		1				50					8							15	30		50
	2	2	1						150												30			
	3	1			2				20			4	4						4	12	20	34		30
	2	1	1		1																12	5		
	3	2	2		1		1														20			

CEREALS.												PULSE.		FIBER.						SUGAR.						BROOM CORN.	
BARLEY. 1879.		BUCKWHEAT. 1879.		INDIAN CORN. 1879.		OATS. 1879.		RYE. 1879.		WHEAT. 1879.		Canada Peas, (1879.)	Beans, (Bkys.)	FLAX—1879.				HEMP.		SORGHUM—1879.			MAPLE—1879.			1879.	
Area.	Crop.	Area.	Crop.	Area.	Crop.	Area.	Crop.	Area.	Crop.	Area.	Crop.			Area in Crop.	Seed.	Straw.	Fiber.			Area in Crop.	Sugar.	Molasses.	Sugar.	Molasses.			
Acres.	Bush.	Acres.	Bush.	Acres.	Bush.	Acres.	Bush.	Acres.	Bush.	Acres.	Bush.	Bush.	Bush.	Acres.	Bush.	Tons.	Lbs.	Acs.	Tns.	Acres.	Lbs.	Galls.	Lbs.	Galls.	Acs.	Lbs.
49	50	51	52	53	54	55	56	57	58	59	60	61	62	63	64	65	66	67	68	69	70	71	72	73	74	75
				20	1000																					
				18	250																					
				7	280																					
				20	800					20	235															
				18	1000					½	50															
				40	1600	4	300			½	25									½		36				
				40	1400	4	160			30	300															
				13	540	2	50			4	81															
				25	1000	5	125			30	100									¼		20				

HOPS. 1879.		POTATOES, (Irish.) 1879.		POTATOES, (Sweet.) 1879.		TOBACCO. 1879.		ORCHARDS—1879.						NURSERIES.		VINEYARDS.			MARKET GARDENS.	BEES—1879.		FOREST PRODUCTS.	
								APPLE.			PEACH.												
Area.	Crop.	Area.	Crop.	Area.	Crop.	Area.	Crop.	Acres.	Bearing trees.	Bushels. 1879.	Acres.	Bearing trees.	Bushels. 1879.	Total value of orchard products of all kinds sold or consumed.	Acres.	Value of produce sold in 1879.	Acres.	Grapes sold in 1879.	Wine made in 1879.	Value of produce sold in 1879.	Honey.	Wax.	Amount of wood cut in 1879.	Value of all forest products sold or consumed in 1879.
Acres.	Lbs.	Acres.	Bush.	Acres.	Bush.	Acres.	Lbs.	No.	No.	No.	No.	No.	No.	Dollars.	No.	Dollars.	No.	Lbs.	Galls.	Dollars.	Lbs.	Lbs.	Cords.	Dollars.
76	77	78	79	80	81	82	83	84	85	86	87	88	89	90	91	92	93	94	95	96	97	98	99	100
		¼	20																					20
		¼	20																					20
		¼	10	1/16	8																			20
		¼	10					2	20														150	220
			10																					90
																							15	45
		¼	20																					20
		¼	20																					25
		½	20																		100		40	100

D.

Page No. 219

Supervisor's Dist: No. 7

Enumeration Dist: No. 188

[7—306.]

NOTE A.—The light dotted perpendicular lines, which divide the spaces intended for numbers on this Schedule, are intended to separate the units, tens, &c., from each other, and the Enumerator should be careful that the figures are written within the small spaces so formed, thus: 7 4, the units in the right-hand small spaces. 4 2 1 3 9

NOTE B.—Make an affirmative entry by a slanting line (thus /) in one of the three columns 2, 3, and 4, according as the fact is in the case of each farm—in column 2, if the occupier is the owner of the farm; in column 3, if he is the tenant at a fixed money rental; in column 4, if he conducts it for a share of the product.

NOTE C.—Enumerators will observe that there are 100 questions relating to each farm, which are arranged in four successive divisions of each schedule page.

SCHEDULE 2.—Productions of Agriculture in Camden Township in the County of Ray, State of Missouri

enumerated by me on the 18 day of June, 1880. H G Gaston, *Enumerator.*

OF THE PERSON WHO CONDUCTS THIS FARM.				ACRES OF LAND.				FARM VALUES			FENCES.		LABOR.			GRASS LANDS.						
	TENURE.			IMPROVED.		UNIMPROVED.										ACREAGE 1879.		PRODUCTS, HARVESTED IN 1879.				
THE NAME.	Owner.	Rents for fixed money rental.	Rents for shares of products.	Tilled, including fallow and grass in rotation, (whether pasture or meadow.)	Permanent meadows, permanent pastures, orchards, vineyards.	Woodland and forest.	Other unimproved, including "old fields" not growing wood.	Of farm, including land, fences, and buildings.	Of farming implements and machinery.	Of Live Stock.	Cost of building and repairing in 1879.	Cost of fertilizers purchased in 1879.	Amount paid for wages for farm Labor during 1879, including value of board.	Weeks hired labor in 1879 upon farm (and dairy) excluding house-work	Estimated value of all farm productions sold, consumed, or on hand) for 1879.	Mown.	Not Mown.	Hay.	Clover Seed.	Grass Seed.	Horses of all ages on hand June 1, 1880.	Mules and Asses, all ages, on hand June 1, 1880.
				No.	No.	No.	No.	Dollars.	Dollars.	Dollars.	Dollars.	Dollars.	Dollars.	No.	Dollars.	Acres.	Acres.	Tons.	Bushels.	Bushels.	No.	No.
1	2	3	4	5	6	7	8	9	10	11	12	13	14	15	16	17	18	19	20	21	22	23
1 Turner R & A			1	50	10			400	100	200			40	5	368	1	X	1			2	
2 Bauerman Michael			1	45	15			600	10	200					300						3	
3 Messer Edmond			1	8				60		20					300						1	
4 Blain James	1			40	20			1000	50	529			50	14	480						4	
5 Hall Wm A	1			80	30			3000	200	300	24		40	12	446						3	1
6 Tucker Ben F	1			30	2	50		2000	100	256	40		20	4	295	2		2			3	
7 Tucker Dan H jr			1	30				1	8	509			5	1	90							4
8 Tucker Andrew E			1	28				1	74	258					161						2	2
9 Tucker Danil H	1			120	80			4000	100	420			60	10	200	20		25			2	5
10 Frank Shelton			1	30				400														

NEAT CATTLE AND THEIR PRODUCTS.

ON HAND JUNE 1, 1880.			MOVEMENT, 1879.							
			Cattle of all ages							
Working oxen.	Milch cows.	Other.	Calves dropped.	Purchased.	Sold living.	Slaughtered.	Died, strayed, and of loss and not recovered.	Milk sold, or sent to butter and cheese factories in 1879.	Butter made on the farm in 1879.	Cheese made on the farm in 1879.
No.	No.	No.	No.	No.	No.	No.	No.	Gallons.	Lbs.	Lbs.
24	25	26	27	28	29	30	31	32	33	34
1	2	1	1		1				50	
2	2	2	1		3				150	
3			1		2	1			100	
4	4	5	1	1	1				106	
5	3	3	1	23	23		1		125	
6	1	2	1	1	2				100	
7	1									
8	2	2		1	3		1			
9	4	4	5		5				300	
10										

SHEEP.

	MOVEMENT, 1879.								CLIP, SPRING 1880, SHORN AND TO BE SHORN.		SWINE.	POULTRY ON HAND JUNE 1ST, 1880, EXCLUSIVE OF SPRING HATCHING.		EGGS PRODUCED IN 1879.
	Sheep and lambs													
On hand June 1, 1880.	Lambs dropped.	Purchased.	Sold living.	Slaughtered.	Killed by dogs.	Died of disease.	Died of stress of weather.		Fleeces.	Weight.	On hand June 1, 1880.	Barn-yard.	Other.	
No.	No.	No.	No.	No.	No.	No.	No.		No.	Lbs.	No.	No.	No.	Doz.
35	36	37	38	39	40	41	42		43	44	45	46	47	48
											34	30		50
											11	80		100
	2	2			7									
32	11		10	1	3				22	60	13	48		100
		6			14						81	30		75
6	2				1	3			6	18	22	42		100
4									3	9	8	8		
7	3				2	1			7	21	14	30		
20	11			2	4				20	60	50	36		75
												12		

CEREALS.

BARLEY. 1879.		BUCKWHEAT. 1879.		INDIAN CORN. 1879.		OATS. 1879.		RYE. 1879.		WHEAT. 1879.	
Area.	Crop.	Area.	Crop.	Area.	Crop.	Area.	Crop.	Area.	Crop.	Area.	Crop.
Acres.	Bush.	Acres.	Bush.	Acres.	Bush.	Acres.	Bush.	Acres.	Bush.	Acres.	Bush.
49	50	51	52	53	54	55	56	57	58	59	60
				18	500					14	145
				28	1260					9½	96½
				12	300	5	40				
				40	2000						
				27	1350			2	20	16	155
				20	500	3	20			14	130
										10	90½
				20	750					10	90½
				50	1000	4	100			16	90

PULSE.		FIBER.						SUGAR.					BROOM CORN. 1879.	
Canada Peas, (Dry.) in 1879.	Beans (Dry.) in 1879.	FLAX—1879.				HEMP.		SORGHUM—1879.			MAPLE—1879.			
		Area in Crop.	Seed.	Straw.	Fiber.			Area in Crop.	Sugar.	Molasses.	Sugar.	Molasses.		
Bush.	Bush.	Acres.	Bush.	Tons.	Lbs.	Acs.	Tns.	Acres.	Lbs.	Galls.	Lbs.	Galls.	Acs.	Lbs.
61	62	63	64	65	66	67	68	69	70	71	72	73	74	75
								¼		30	40			
								¼		50				
										30				
										10				
								¼		40				

HOPS. 1879.		POTATOES (Irish.) 1879.		POTATOES, (Sweet.) 1879.		TOBACCO. 1879.		ORCHARDS—1879.							NURSERIES.		VINEYARDS.			MARKET GARDENS.	BEES—1879.		FOREST PRODUCTS.	
								APPLE.			PEACH.			Total value of orchard products of all kinds sold or consumed.										
Area.	Crop.	Area.	Crop.	Area.	Crop.	Area.	Crop.	Acres.	Bearing trees.	Bushels. 1879.	Acres.	Bearing trees.	Bushels. 1879.		Acres.	Value of produce sold in 1879.	Acres.	Grapes sold in 1879.	Wine made in 1879.	Value of produce sold in 1879.	Honey.	Wax.	Amount of wood cut in 1879.	Value of all forest products sold or consumed in 1879.
Acres.	Lbs.	Acres.	Bush.	Acres.	Bush.	Acres.	Lbs.	No.	No.	No.	No.	No.	No.	Dollars.	No.	Dollars.	No.	Lbs.	Galls.	Dollars.	Lbs.	Lbs.	Cords.	Dollars.
76	77	78	79	80	81	82	83	84	85	86	87	88	89	90	91	92	93	94	95	96	97	98	99	100
		½	10																					20
			5																					20
		¾	40	½	50	¼	100	3	50	100				50		40								20
		¼	10																					15
		1	50					4	50															15
		¼	20																					15
																								15
																								20
								2	30															15

[7–306.]

Received July 30, 1...

A.

Page No. 20
Supervisor's Dist: No. 7
Enumeration Dist: No. 138

NOTE A.—The light dotted perpendicular lines, which divide the spaces intended for numbers on this Schedule, are intended to separate the units, tens, &c., from each other, and the Enumerator should be careful that the figures are written within the small spaces so formed, thus: 7 4, the units 4 2 1 3 9

NOTE B.—Make an affirmative entry by a slanting line (thus /) in one of the three columns 2, 3, and 4, according as the fact is in the case of each farm—in column 2, if the occupier is the owner of the farm; in column 3, if he is the tenant at a fixed money rental; in column 4, if he conducts it for a share of the product.

NOTE C.—Enumerators will observe that there are 100 questions relating to each farm, which are arranged in four successive divisions of each schedule page.

SCHEDULE 2.—Productions of Agriculture in Camden Township in the County of Clay, State of Missouri

enumerated by me on the 19 day of June, 1880.

C. G. Gaston
Enumerator.

OF THE PERSON WHO CONDUCTS THIS FARM.				ACRES OF LAND.				FARM VALUES.			FENCES.		LABOR.			GRASS LANDS.						
	TENURE.			IMPROVED.		UNIMPROVED.										ACREAGE 1879.		PRODUCTS HARVESTED IN 1879.				
THE NAME.	Owner.	Hents for fixed money rental.	Rents for shares of products.	Tilled, including fallow and grass in rotation, (whether pasture or meadow.)	Permanent meadows, permanent pastures, orchards, vineyards.	Woodland and forest.	Other unimproved, including "old fields" not growing wood.	Of farm, including land, fences, and buildings.	Of farming implements and machinery.	Of Live Stock.	Cost of building and repairing in 1879.	Cost of fertilizers purchased in 1879.	Amount paid for wages for farm labor during 1879, including value of board.	Weeks hired labor in 1879 upon farm (and dairy) excluding house-work.	Estimated value of all farm productions (sold, consumed, or on hand) for 1879.	Mown.	Not Mown.	Hay.	Clover Seed.	Grass Seed.	Horses of all ages on hand June 1, 1880.	Mules and Asses, all ages, on hand June 1, 1880.
				No.	No.	No.	No.	Dollars.	Dollars.	Dollars.	Dollars.	Dollars.	Dollars.	No.	Dollars.	Acres.	Acres.	Tons.	Bushels.	Bushels.	No.	No.
1	2	3	4	5	6	7	8	9	10	11	12	13	14	15	16	17	18	19	20	21	22	23
1 Woods Jacob			1	25				400	15	200	10				25						2	
2 Bogert Alexander	1			50	30			1000	50	205			10	1	302						2	2
3 Moore William	1			25		4		600	20	42	8				60							
4 Crider William S	1			60	20			1800	40	394					374						4	
5 Bolt Michael	1			70		30		1500	50	314			35	8	374						2	
6 Smith John	1			60	10	10		1000	50	300	25				346						3	
7 Crider			1	30				540	20	200					250						2	
8 Bogart Delilah	1			100	25	170		4000	75	315			4		377						4	
9 Brown William		1		10				120	30	80					210						2	
10 Wyatt Asa	1			10		10		200	50	100					120						2	

NEAT CATTLE AND THEIR PRODUCTS.											SHEEP.										SWINE.	POULTRY ON HAND JUNE 1ST, 1880, EXCLUSIVE OF SPRING HATCHING.		EGGS PRODUCED IN 1879.
ON HAND JUNE 1, 1880.			MOVEMENT, 1879.					Milk sold, or sent to but ter and cheese factories in 1879.	Butter made on the farm in 1879.	Cheese made on the farm in 1879.	On hand June 1, 1880.	Lambs dropped.	MOVEMENT, 1879.						CLIP, SPRING 1880, SHORN AND TO BE SHORN.		On hand June 1, 1880.			
			Cattle of all ages										Sheep and lambs											
Working oxen.	Milch cows.	Other.	Calves dropped.	Purchased.	Sold living.	Slaughtered.	Died, strayed, and stolen, and not recovered.						Purchased.	Sold living.	Slaughtered.	Killed by dogs.	Died of disease.	Died of stress of weather.	Fleeces.	Weight.		Barn-yard.	Other.	
No.	No.	No.	No.	No.	No.	No.	No.	Gallons.	Lbs.	Lbs.	No.	No.	No.	No.	No.	No.	No.	No.	No.	Lbs.	No.	No.	No.	Doz.
24	25	26	27	28	29	30	31	32	33	34	35	36	37	38	39	40	41	42	43	44	45	46	47	48
1	1	1	1						50												10	21		
2	2								30												12	34		50
3	4	4			1				75		17	15		14	3		15		17	51	21	81		25
4	4	4			1				15		17	15		14	3		15		17	51	20	51		15
5	1	1	1						50		4	1				2			4	12	20	14		200
6	2	2	3		2		1		100												30	24		50
7	1	1																			10	8		12
8	3	3			3				20												30	48		75
9					1				30															
10					1				50												1	40		100

CEREALS.												PULSE.		FIBER.						SUGAR.						BROOM CORN. 1879.	
BARLEY. 1879.		BUCKWHEAT. 1879.		INDIAN CORN. 1879.		OATS. 1879.		RYE. 1879.		WHEAT. 1879.		Canada Peas, (Dry.) in 1879.	Beans, (Dry.) in 1879.	FLAX—1879.				HEMP.		SORGHUM—1879.			MAPLE—1879.				
Area.	Crop.	Area.	Crop.	Area.	Crop.	Area.	Crop.	Area.	Crop.	Area.	Crop.			Area in Crop.	Seed.	Straw.	Fiber.			Area in Crop.	Sugar.	Molasses.	Sugar.	Molasses.			
Acres.	Bush.	Acres.	Bush.	Acres.	Bush.	Acres.	Bush.	Acres.	Bush.	Acres.	Bush.	Bush.	Bush.	Acres.	Bush.	Tons.	Lbs.	Acs.	Tns.	Acres.	Lbs.	Galls.	Lbs.	Galls.	Acs.	Lbs.
49	50	51	52	53	54	55	56	57	58	59	60	61	62	63	64	65	66	67	68	69	70	71	72	73	74	75
1				15	100																1/9	20				
2				20	400	2	50			10	100										1/2	40	20			
3				20	250	4	50			4	37										1/3	40				
4				40	1600					6	60															
5				20	800					16	250										1/10	20				
6				30	1500	4	160														1/8	20				
7				20	1000					5	50											15				
8				75	3000					15	45									1/2	1/2	25	50	25		
9				15	425					8	85									1/4		22				
10				15	500															1/4		40				

HOPS. 1879.		POTATOES, (Irish.) 1879.		POTATOES, (Sweet.) 1879.		TOBACCO. 1879.		ORCHARDS—1879.						NURSERIES.		VINEYARDS.			MARKET GARDENS.	BEES—1879.		FOREST PRODUCTS.	
								APPLE.			PEACH.			Total value of orchard products of all kinds sold or consumed									
Area.	Crop.	Area.	Crop.	Area.	Crop.	Area.	Crop.	Acres.	Bearing trees.	Bushels. 1879.	Acres.	Bearing trees.	Bushels. 1879.		Acres.	Value of produce sold in 1879.	Acres.	Grapes sold in 1879.	Wine made in 1879.	Value of produce sold in 1879.	Honey.	Wax.	Amount of wool cut in 1879.	Value of all forest products sold or consumed in 1879.
Acres.	Lbs.	Acres.	Bush.	Acres.	Bush.	Acres.	Lbs.	No.	No.	No.	No.	No.	No.	Dollars.	No.	Dollars.	No.	Lbs.	Galls.	Dollars.	Lbs.	Lbs.	Cords.	Dollars.
76	77	78	79	80	81	82	83	84	85	86	87	88	89	90	91	92	93	94	95	96	97	98	99	100
1		1/8	10					2	8	35				15										105
2		1/16	10					Apr.													50			20
3																								15
4		1/4	20																					20
5		1/4	20																					20
6		1/8	10																					20
7			1/2		50																			15
8		1/16	5					2																20
9		1/8	15																					10
10			1/2																					50

B.

Page No. 2261

Supervisor's Dist: No. 7

Enumeration Dist: No. 136

[7–306.]

NOTE A.—The light dotted perpendicular lines, which divide the spaces intended for numbers on this Schedule, are intended to separate the units, tens, &c., from each other, and the Enumerator should be careful that the figures are written within the small spaces so formed, thus: 7 4, the units in the right-hand small spaces. 4 2 1 3 9

NOTE B.—Make an affirmative entry by a slanting line (thus /) in one of the three columns 2, 3, and 4, according as the fact is in the case of each farm—in column 2, if the occupier is the owner of the farm; in column 3, if he is the tenant at a fixed money rental; in column 4, if he conducts it for a share of the product.

NOTE C.—Enumerators will observe that there are 100 questions relating to each farm, which are arranged in four successive divisions of each schedule page.

SCHEDULE 2.—Productions of Agriculture in Camden Township in the County of Ray, State of Missouri

enumerated by me on the 21 day of June, 1880. C. H. Gaston, *Enumerator.*

OF THE PERSON WHO CONDUCTS THIS FARM.				ACRES OF LAND.				FARM VALUES.			FENCES.		LABOR.			GRASS LANDS.						
	TENURE.			IMPROVED.		UNIMPROVED.										ACREAGE 1879.		PRODUCTS HARVESTED IN 1879.				
THE NAME.	Owner.	Rents for fixed money rental.	Rents for shares of products.	Tilled, including fallow and grass in rotation, (whether pasture or meadow.)	Permanent meadows, permanent pastures, orchards, vineyards.	Woodland and forest.	Other unimproved, including "old fields" not growing wood.	Of farm, including land, fences, and buildings.	Of farming implements and machinery.	Of Live Stock.	Cost of building and repairing in 1879.	Cost of fertilizers purchased in 1879.	Amount paid for wages for farm labor during 1879, including value of board.	Weeks hired labor in 1879 upon farm (and dairy) excluding house-work.	Estimated value of all farm productions (sold, consumed, or on hand) for 1879.	Mown.	Not Mown.	Hay.	Clover Seed.	Grass Seed.	Horses of all ages on hand June 1, 1880.	Mules and Asses, all ages, on hand June 1, 1880.
	No.	No.	No.	No.	No.	No.	No.	Dollars.	Dollars.	Dollars.	Dollars.	Dollars.	Dollars.	No.	Dollars.	Acres.	Acres.	Tons.	Bushels.	Bushels.	No.	No.
1	2	3	4	5	6	7	8	9	10	11	12	13	14	15	16	17	18	19	20	21	22	23
1 Price James P			1	15				180	20	80	10				115						1	
2 Allen Abraham L	1			35		37		800	30	563					1100						4	1
3 Camden Polk	1			90	20			1000	400	75					175						1	
4 Smith Shelby	1			35		51		700	10	197					193						2	
5 Burst James	1			40	30	50		1000	75	358	20		30		888						1	2
6 Carel Oliver P	1			15	23			400	40	150			5	1	100						2	
7 Frakes John	1			100	180	20		5800	250	1608			50	14	1120	8		15			4	4
8 Fahy George	1			20						145												1
9 Bogard John	1			100	25			3000	200	250					352	4		4			3	
10 Bogart James W	1			50				1000	200	375	25		30		482						5	

NEAT CATTLE AND THEIR PRODUCTS.											SHEEP.										SWINE.	POULTRY ON HAND JUNE 1ST, 1880, EXCLUSIVE OF SPRING HATCHING.		EGGS PRODUCED IN 1879.
ON HAND JUNE 1, 1880.			MOVEMENT, 1879. Cattle of all ages					Milk sold, or sent to butter and cheese factories in 1879.	Butter made on the farm in 1879.	Cheese made on the farm in 1879.	On hand June 1, 1880.	MOVEMENT, 1879.							CLIP, SPRING 1880, SHORN AND TO BE SHORN.		On hand June 1, 1880.			
Working oxen.	Milch cows.	Other.	Calves dropped.	Purchased.	Sold living.	Slaughtered.	Died, strayed, and stolen, and not recovered.					Lambs dropped.	Sheep and lambs Purchased.	Sold living.	Slaughtered.	Killed by dogs.	Died of disease.	Died of straus of worthless.	Fleeces.	Weight.		Barn-yard.	Other.	
No.	No.	No.	No.	No.	No.	No.	No.	Gallons.	Lbs.	Lbs.	No.	No.	No.	No.	No.	No.	No.	No.	No.	Lbs.	No.	No.	No.	Doz.
24	25	26	27	28	29	30	31	32	33	34	35	36	37	38	39	40	41	42	43	44	45	46	47	48
1	2		1						50												2	1		40
2	3	1	2		2				100		22	9	1	4	2				14	42	12	50		20
3	1		1		1		1														25	25		100
4		1																			14	20		50
5	2	2	1		1				20		10		10	10					10	30	34	30		60
6	1		1	1	1																15			
7	4	22	5		10	1			200												60	34		50
8																								
9	2	1	1		3																11	30		30
10	2	1	1						50	20											17	40		100

CEREALS.										PULSE.		FIBER.						SUGAR.					BROOM CORN.	
BARLEY. 1879.		BUCKWHEAT. 1879.		INDIAN CORN. 1879.		OATS. 1879.		RYE. 1879.		WHEAT. 1879.		Cowpeas, Peas (Dry), in 1879.	Beans, (Dry,) in 1879.	FLAX—1879.			HEMP.		SORGHUM—1879.			MAPLE—1879.		1879.	
Area.	Crop.	Area.	Crop.	Area.	Crop.	Area.	Crop.	Area.	Crop.	Area.	Crop.			Area in Crop.	Seed.	Straw.	Fiber.		Area in Crop.	Sugar.	Molasses	Sugar.	Molasses		
Acres.	Bush.	Acres.	Bush.	Acres.	Bush.	Acres.	Bush.	Acres.	Bush.	Acres.	Bush.	Bush.	Bush.	Acres.	Bush.	Tons.	Lbs.	Acs.	Tns.	Acres.	Lbs.	Galls.	Lbs.	Galls.	Acs.	Lbs.
49	50	51	52	53	54	55	56	57	58	59	60	61	62	63	64	65	66	67	68	69	70	71	72	73	74	75
1				15	500																					
2				14	420					4	42									½		30		12		
3				14	500	3	60			5	60									½		30				
4				17	540		90			5	60									½		25				
5				30	1050	3	26			16	167									½		50				
6				17	500																	12				
7				60	2460					30	500															
8				4																						
9				44	1100																					
10				25	1000	1	30			20	833															

HOPS. 1879.		POTATOES, (Irish.) 1879.		POTATOES, (Sweet.) 1879.		TOBACCO. 1879.		ORCHARDS—1879. APPLE.			ORCHARDS—1879. PEACH.			ORCHARDS—1879.	NURSERIES.		VINEYARDS.			MARKET GARDENS.	BEES—1879.		FOREST PRODUCTS.	
Area.	Crop.	Area.	Crop.	Area.	Crop.	Area.	Crop.	Acres.	Bearing trees.	Bushels. 1879.	Acres.	Bearing trees.	Bushels. 1879.	Total value of orchard products of all kinds sold or consumed.	Acres.	Value of produce sold in 1879.	Acres.	Grapes sold in 1879.	Wine made in 1879.	Value of produce sold in 1879.	Honey.	Wax.	Amount of wood cut in 1879.	Value of all forest products sold or consumed in 1879.
Acres.	Lbs.	Acres.	Bush.	Acres.	Bush.	Acres.	Lbs.	No.	No.	No.	No.	No.	No.	Dollars.	No.	Dollars.	No.	Lbs.	Galls.	Dollars.	Lbs.	Lbs.	Cords.	Dollars.
76	77	78	79	80	81	82	83	84	85	86	87	88	89	90	91	92	93	94	95	96	97	98	99	100
1		¼	30																				15	
2						1		1	85	10				5									25	
3																							20	
4		¼	10																				30	
5		¼	15																				20	
6																							20	
7		½	30					¼															15	40
8																								20
9								1	10												60			30
10		½	15																					60

[7–306.]

Received July 30, 1880

C.

Page No. 22

Supervisor's Dist: No. 7

Enumeration Dist: No. 138

NOTE A.—The light dotted perpendicular lines, which divide the spaces intended for numbers on this Schedule, are intended to separate the units, tens, &c., from each other, and the Enumerator should be careful that the figures are written within the small spaces so formed, thus: | | 7 | 4 |, the units | 4 | 2 | 1 | in the right-hand small spaces. | | 3 | 9 |

NOTE B.—Make an affirmative entry by a slanting line (thus /) in one of the three columns 2, 3, and 4, according as the fact is in the case of each farm—in column 2, if the occupier is the owner of the farm; in column 3, if he is the tenant at a fixed money rental; in column 4, if he conducts it for a share of the product.

NOTE C.—Enumerators will observe that there are 100 questions relating to each farm, which are arranged in four successive divisions of each schedule page.

SCHEDULE 2.—Productions of Agriculture in Camden Township in the County of Ray, State of Missouri

enumerated by me on the 22 day of June, 1880. H. C. Gaston, *Enumerator.*

OF THE PERSON WHO CONDUCTS THIS FARM.				ACRES OF LAND.				FARM VALUES.			FENCES.		LABOR.			GRASS LANDS.						
	TENURE.			IMPROVED.		UNIMPROVED.										ACREAGE 1879.		PRODUCTS HARVESTED IN 1879.				
THE NAME.	Owner.	Rents for fixed money rental.	Rents for shares of products.	Tilled, including fallow and grass in rotation, (whether pasture or meadow.)	Permanent meadows, permanent pasture, orchards, vineyards.	Woodland and forest.	Other unimproved, including "old fields" not growing wood.	Of farm, including land, fences, and buildings.	Of farming implements and machinery.	Of Live Stock.	Cost of building and repairing in 1879.	Cost of fertilizers purchased in 1879.	Amount paid for wages for farm labor during 1879, including value of board.	Weeks hired labor in 1879 upon farm and dairy (excluding house-work.	Estimated value of all farm productions (sold, consumed, or on hand) for 1879.	Mown.	Not Mown.	Hay.	Clover Seed.	Grass Seed.	Horses of all ages on hand June 1, 1880.	Mules and Asses, all ages, on hand June 1, 1880.
				No.	No.	No.	No.	Dollars.	Dollars.	Dollars.	Dollars.	Dollars.	Dollars.	No.	Dollars.	Acres.	Acres.	Tons.	Bushels.	Bushels.	No.	No.
1	2	3	4	5	6	7	8	9	10	11	12	13	14	15	16	17	18	19	20	21	22	23
1 Clayton Richard	1			50	30			2250	200	380					245						3	
2 Allen Almarine		1		80	40			2000	75	230					427						4	
3 Clevinger Jesse	1			85	35			2400	100	450			45	12	320						9	
4 Cagle James			1	23	20			840	65	2000		8			168						2	1
5 Davis J. J.			1	20				400	45	235					150						3	1
6 Scott Mary J.	1			55	40			1300		87					112						1	
7 Scott Silas H.			1	15				—		104					37						3	
8 Dillon Francis	1			60	20			3000	100	460					280						2	4
9 Allen Aaron	1			70	10	40		1800	100	160	10		10		205						3	
10 Broadhurst Joseph	1			20				800	100	300					230						1	1

NEAT CATTLE AND THEIR PRODUCTS.											SHEEP.										SWINE.	POULTRY ON HAND JUNE 1st, 1880, EXCLUSIVE OF SPRING HATCHING.		EGGS PRODUCED IN 1879.
ON HAND JUNE 1, 1880.			MOVEMENT, 1879.									MOVEMENT, 1879.							CLIP, SPRING 1880, SHORN AND TO BE SHORN.					
			Cattle of all ages					Milk sold, or sent to butter and cheese factories in 1879.	Butter made on the farm in 1879.	Cheese made on the farm in 1879.			Sheep and lambs									On hand June 1, 1880.	Poultry, Barn-yard.	Poultry, Other.	
Working oxen.	Milch cows.	Other.	Calves dropped.	Purchased.	Sold living.	Slaughtered.	Died, strayed, and stolen, and not recovered.				On hand June 1, 1880.	Lambs dropped.	Purchased.	Sold living.	Slaughtered.	Killed by dogs.	Died of disease.	Died of stress of weather.	Fleeces.	Weight.				
No.	No.	No.	No.	No.	No.	No.	No.	Gallons.	Lbs.	Lbs.	No.	No.	No.	No.	No.	No.	No.	No.	No.	Lbs.	No.	No.	No.	Doz.
24	25	26	27	28	29	30	31	32	33	34	35	36	37	38	39	40	41	42	43	44	45	46	47	48
1	4	4	3		3				200		14	9			2		1		16	48	15	10		200
2	2	1			2				180												23	50		100
3	2	2	3		3				200												52	39		100
4	1	1									4			4							15	15		20
5																					10	15		20
6	2	2	2	1					100		2		2								6	24		50
7		1																			12	32		74
8	2	1	1	1	1				30												25	100		200
9	3	2							100												40	60		120
10	3	3	1	2					100												22	30		100

CEREALS.												PULSE.		FIBER.						SUGAR.						BROOM CORN.	
BARLEY. 1879.		BUCKWHEAT. 1879.		INDIAN CORN. 1879.		OATS. 1879.		RYE. 1879.		WHEAT. 1879.				FLAX—1879.				HEMP.		SORGHUM—1879.			MAPLE—1879.				
Area.	Crop.	Area.	Crop.	Area.	Crop.	Area.	Crop.	Area.	Crop.	Area.	Crop.	Canada Peas, (Dry.) in 1879.	Beans, (Dry.) in 1879.	Area in Crop.	Seed.	Straw.	Fiber.			Area in Crop.	Sugar.	Molasses.	Sugar.	Molasses.		1879.	
Acres.	Bush.	Acres.	Bush.	Acres.	Bush.	Acres.	Bush.	Acres.	Bush.	Acres.	Bush.	Bush.	Bush.	Acres.	Bush.	Tons.	Lbs.	Acs.	Tns.	Acres.	Lbs.	Galls.	Lbs.	Galls.		Acs.	Lbs.
49	50	51	52	53	54	55	56	57	58	59	60	61	62	63	64	65	66	67	68	69	70	71	72	73		74	75
1				30	1200																						
2				36	1800	4	180			18	180											20					
3				25	1000	4	100			20	120											8					
4				20	150					4	18																
5				20	150																						
6				15	120					2	18									1/4		25					
7				11	385																						
8				25	875					10	105																
9				27	810					6	45																
10				80	1200					5	65									1		105					

HOPS. 1879.		POTATOES, (Irish.) 1879.		POTATOES, (Sweet.) 1879.		TOBACCO. 1879.		ORCHARDS—1879.							NURSERIES.		VINEYARDS.			MARKET GARDENS.	BEES—1879.		FOREST PRODUCTS.	
								APPLE.			PEACH.			Total value of orchard products of all kinds sold or consumed.						Value of produce sold in 1879.				Amount of wood cut in 1879.	Value of all forest products sold or consumed in 1879.
Area.	Crop.	Area.	Crop.	Area.	Crop.	Area.	Crop.	Acres.	Bearing trees.	Bushels. 1879.	Acres.	Bearing trees.	Bushels. 1879.		Acres.	Value of produce sold in 1879.	Acres.	Grapes sold in 1879.	Wine made in 1879.	Value of produce sold in 1879.	Honey.	Wax.		
Acres.	Lbs.	Acres.	Bush.	Acres.	Bush.	Acres.	Lbs.	No.	No.	No.	No.	No.	No.	Dollars.	No.	Dollars.	No.	Lbs.	Gallons.	Dollars.	Lbs.	Lbs.	Cords.	Dollars.
76	77	78	79	80	81	82	83	84	85	86	87	88	89	90	91	92	93	94	95	96	97	98	99	100
1		1/4	15					1	11															25
2																								32
3		1/2	200					2																10
4						1/2	500																	15
5																								15
6		1/4	10					1																20
7																								15
8		1/8	15																					20
9																								20
10		1/4	20																					20

D.

Page No. 24 23
Supervisor's Dist: No. 1
Enumeration Dist: No. 138

[7–306.]

NOTE A.—The light dotted perpendicular lines, which divide the spaces intended for numbers on this Schedule, are intended to separate the units, tens, &c., from each other, and the Enumerator should be careful that the figures are written within the small spaces so formed, thus: 7 | 4, the units in the right-hand small spaces. 4 2 1 3 9

NOTE B.—Make an affirmative entry by a slanting line (thus /) in one of the three columns 2, 3, and 4, according as the fact is in the case of each farm—in column 2, if the occupier is the owner of the farm; in column 3, if he is the tenant at a fixed money rental; in column 4, if he conducts it for a share of the product.

NOTE C.—Enumerators will observe that there are 100 questions relating to each farm, which are arranged in four successive divisions of each schedule page.

SCHEDULE 2.—Productions of Agriculture in Camden Township in the County of Ray, State of Mo

enumerated by me on the 22 day of June, 1880. H G Gaston

Enumerator.

OF THE PERSON WHO CONDUCTS THIS FARM.				ACRES OF LAND.				FARM VALUES.			FENCES.		LABOR.			GRASS LANDS.						
	TENURE.			IMPROVED.		UNIMPROVED.										ACREAGE 1879.		PRODUCTS HARVESTED IN 1879.				
THE NAME.	Owner.	Rents for fixed money rental.	Rents for shares of products.	Tilled, including fallow and grass in rotation, (whether pasture or meadow.)	Permanent meadows, permanent pastures, orchards, vineyards.	Woodland and forest.	Other unimproved, including "old fields" not growing wood.	Of farm, including land, fences, and buildings.	Of farming implements and machinery.	Of Live Stock.	Cost of building and repairing in 1879.	Cost of fertilizers purchased in 1879.	Amount paid for wages for farm labor during 1879, including value of board.	Weeks hired labor in 1879 upon farm (and dairy) excluding house-work.	Estimated value of all farm productions (sold, consumed, or on hand) for 1879.	Mown.	Not Mown.	Hay.	Clover Seed.	Grass Seed.	Horses of all ages on hand June 1, 1880.	Mules and Asses, all ages, on hand June 1, 1880.
				No.	No.	No.	No.	Dollars.	Dollars.	Dollars.	Dollars.	Dollars.	Dollars.	No.	Dollars.	Acres.	Acres.	Tons.	Bushels.	Bushels.	No.	No.
	2	3	4	5	6	7	8	9	10	11	12	13	14	15	16	17	18	19	20	21	22	23
1 Wolf Joseph	/			100	10			4000	200	434	10		125	20	850	10		10			1	3
2 Clevenger Barney	/			31	9			900	800	244					172							2
3 Nyhrown Jacob	/		/	32				740		190			16		140						2	
4 Frakes Mason	/			104	40	40		5400	30	860	30		200	45	422	25		25			8	1
5 Frakes William	/			80	40			1300	50	759			145	20	575						8	5
6 Battoglo Christian	/			60	8	10		1600	200	205	4		12	2	370	4		2			3	1
7 Moore Charles	/			55	5	5		1000	50	390	3		100		519						2	
8 Cruse Absalom	/			80	40			3600	50	172			20		507						1	
9 Unger Mary A	/			10				200	40	190	15		25		48						2	
10 Hall Joseph	/			10				700	50	160			15	2	172							

NEAT CATTLE AND THEIR PRODUCTS.											SHEEP.									SWINE.	POULTRY ON HAND JUNE 1ST, 1880, EXCLUSIVE OF SPRING HATCHING.		EGGS PRODUCED IN 1879.
ON HAND JUNE 1, 1880.			MOVEMENT, 1879. Cattle of all ages					Milk sold, or sent to but ter and cheese factories in 1879.	Butter made on the farm in 1879.	Cheese made on the farm in 1879.	On hand June 1, 1880.	Lambs dropped.	MOVEMENT, 1879. Sheep and lambs						CLIP, SPRING 1880, SHORN AND TO BE SHORN.		On hand June 1, 1880.			
Working oxen.	Milch cows.	Other.	Calves dropped.	Purchased.	Sold living.	Slaughtered.	Died, strayed and not recovered.						Purchased.	Sold living.	Slaughtered.	Killed by dogs.	Died of disease.	Died of stress of weather.	Fleeces.	Weight.		Barnyard.	Other.	
No.	No.	No.	No.	No.	No.	No.	No.	Gallons.	Lbs.	Lbs.	No.	No.	No.	No.	No.	No.	No.	No.	No.	Lbs.	No.	No.	No.	Doz.
24	25	26	27	28	29	30	31	32	33	34	35	36	37	38	39	40	41	42	43	44	45	46	47	48
1 2	3		3	2	2		1		75		2	1	2				1		2	2	65	40		100
2 2	1		1		1				25												22	24		25
3 1	2			1																	11	10		20
4 3	6		3		3				50												44	20		120
5 1	2		2	1	2				50												81	12		24
6 1	1										1										30	48		100
7 1	3		2	1	1				30												50	30		100
8 1	3		2	2	1				100												9	50		100
9 1	1		1		1				25												9	18		30
10 1	1		1		1				50												15	14		20

CEREALS.												PULSE.		FIBER.						SUGAR.					BROOM CORN. 1879.	
BARLEY. 1879.		BUCKWHEAT. 1879.		INDIAN CORN. 1879.		OATS. 1879.		RYE. 1879.		WHEAT. 1879.		Canada Peas (Dry) in 1879.	Beans (Dry) in 1879.	FLAX—1879.				HEMP.		SORGHUM—1879.			MAPLE—1879.			
Area.	Crop.	Area.	Crop.	Area.	Crop.	Area.	Crop.	Area.	Crop.	Area.	Crop.			Area in Crop.	Seed.	Straw.	Fiber.			Area in Crop.	Sugar.	Molasses.	Sugar.	Molasses.		
Acres.	Bush.	Acres.	Bush.	Acres.	Bush.	Acres.	Bush.	Acres.	Bush.	Acres.	Bush.	Bush.	Bush.	Acres.	Bush.	Tons.	Lbs.	Acs.	Tns.	Acres.	Lbs.	Galls.	Lbs.	Galls.	Acs.	Lbs.
49	50	51	52	53	54	55	56	57	58	59	60	61	62	63	64	65	66	67	68	69	70	71	72	73	74	75
1				56	1500	12	400			15	86									2		150				
2				21	440					10	71									1/4		20				
3				30	800																					
4				25	1125					10	150															
5				35	1300					23	380															
6				14	340					14	340															
7				35	1500			8	85	15	235									1/4		25				
8				24	1800	4	160				257															
9				4	200																					
10				5	400					4	100															

HOPS. 1879.		POTATOES, (Irish.) 1879.		POTATOES, (Sweet.) 1879.		TOBACCO. 1879.		ORCHARDS—1879. APPLE.			ORCHARDS—1879. PEACH.			ORCHARDS—1879.	NURSERIES.		VINEYARDS.			MARKET GARDENS.	BEES—1879.		FOREST PRODUCTS.	
Area.	Crop.	Area.	Crop.	Area.	Crop.	Area.	Crop.	Acres.	Bearing trees.	Bushels. 1879.	Acres.	Bearing trees.	Bushels. 1879.	Total value of orchard products of all kinds sold or consumed.	Acres.	Value of produce sold in 1879.	Acres.	Grapes sold in 1879.	Wine made in 1879.	Value of produce sold in 1879.	Honey.	Wax.	Amount of wood cut in 1879.	Value of all forest products sold or consumed in 1879.
Acres.	Lbs.	Acres.	Bush.	Acres.	Bush.	Acres.	Lbs.	No.	No.	No.	No.	No.	No.	Dollars.	No.	Dollars.	No.	Lbs.	Galls.	Dollars.	Lbs.	Lbs.	Cords.	Dollars.
76	77	78	79	80	81	82	83	84	85	86	87	88	89	90	91	92	93	94	95	96	97	98	99	100
		1/4	25																					20
		1/4	35																					20
		1/4	30																					38
								1	4															20
		1/4	20																					20
		1/4	30					1/4	2															20
		1/4	30																					37
		1/4	40																					15
		1/4	20																					20
		1/4	20																					

Received July 30, 1880

A.

Page No. 24
Supervisor's Dist: No. 7
Enumeration Dist: No. 138

NOTE A.—The light dotted perpendicular lines, which divide the spaces intended for numbers on this Schedule, are intended to separate the units, tens, &c., from each other, and the Enumerator should be careful that the figures are written within the small spaces so formed, thus: | | 7 | 4 |, the units | 4 | 2 | 1 | in the right-hand small spaces. | | 3 | 9 |

NOTE B.—Make an affirmative entry by a slanting line (thus /) in one of the three columns 2, 3, and 4, according as the fact is in the case of each farm—in column 2, if the occupier is the owner of the farm; in column 3, if he is the tenant at a fixed money rental; in column 4, if he conducts it for a share of the product.

NOTE C.—Enumerators will observe that there are 100 questions relating to each farm, which are arranged in four successive divisions of each schedule page.

SCHEDULE 2.—Productions of Agriculture in Cameron Township in the County of Ray, State of Missouri

enumerated by me on the 23 day of June, 1880.

C. Glaston

Enumerator.

OF THE PERSON WHO CONDUCTS THIS FARM.				ACRES OF LAND.				FARM VALUES.			FENCES.		LABOR.			GRASS LANDS.						
	TENURE.			IMPROVED.		UNIMPROVED.										ACREAGE 1879.		PRODUCE HARVESTED IN 1879.				
THE NAME.	Owner.	Rents for fixed money rental.	Rents for shares of products.	Tilled, including fallow and grass in rotation, (whether pasture or meadow.)	Permanent meadows, permanent pastures, orchards, vineyards.	Woodland and Forest.	Other unimproved, including "old fields" not growing wood.	Of farm, including land, fences, and buildings.	Of farming implements and machinery.	Of Live Stock.	Cost of building and repairing in 1879.	Cost of fertilizers purchased in 1879.	Amount paid for wages for farm labor during 1879, including value of board.	Weeks hired labor in 1879 upon farm (and dairy) excluding house-work.	Estimated value of all farm productions (sold, consumed, or on hand) for 1879.	Mown.	Not Mown.	Hay.	Clover Seed.	Grass Seed.	Horses of all ages on hand June 1, 1880.	Mules and Asses, all ages, on hand June 1, 1880.
				No.	No.	No.	No.	Dollars.	Dollars.	Dollars.	Dollars.	Dollars.	Dollars.	No.	Dollars.	Acres.	Acres.	Tons.	Bushels.	Bushels.	No.	No.
1	2	3	4	5	6	7	8	9	10	11	12	13	14	15	16	17	18	19	20	21	22	23
1 Hull Geo S			1	8				160	20	75					145						1	
2 Cameron Thomas			1	18				360		100					118						2	
3 Smith Ben	/			40				/		340					300						3	1
4 Cooper John W	/			55				1225		125			20	4	215						2	
5 John Sater	/			35				700	35	228					305						2	2
6 Morgan James	/			25	15			800	100	426	15		100	12	225						2	1
7 Porter Benjamin	/			7	3			200	75	266			10		245						3	
8 Blaine Ananias	/			30				1000		80					137						1	
9 Hudgens W B	/			100	20			2500	300	700					540						3	1
10																						

NEAT CATTLE AND THEIR PRODUCTS.											SHEEP.										SWINE.	POULTRY ON HAND JUNE 1ST, 1880, EXCLUSIVE OF SPRING HATCHING.		EGGS PRODUCED IN 1879.
ON HAND JUNE 1, 1880.			MOVEMENT, 1879.								ON HAND JUNE 1, 1880.	MOVEMENT, 1879.							CLIP, SPRING 1880, SHORN AND TO BE SHORN.		ON HAND JUNE 1, 1880.			
			Cattle of all ages										Sheep and lambs											
Working oxen.	Milch cows.	Other.	Calves dropped.	Purchased.	Sold living.	Slaughtered.	Died, strayed, and stolen, and not recovered.	Milk sold, or sent to butter and cheese factories in 1879.	Butter made on the farm in 1879.	Cheese made on the farm in 1879.	On hand June 1, 1880.	Lambs dropped.	Purchased.	Sold living.	Slaughtered.	Killed by dogs.	Died of disease.	Died of stress of weather.	Fleeces.	Weight.	On hand June 1, 1880.	Barn-yard.	Other.	Eggs produced in 1879.
No.	No.	No.	No.	No.	No.	No.	No.	Gallons.	Lbs.	Lbs.	No.	No.	No.	No.	No.	No.	No.	No.	No.	Lbs.	No.	No.	No.	Doz.
24	25	26	27	28	29	30	31	32	33	34	35	36	37	38	39	40	41	42	43	44	45	46	47	48
1	1																					20		40
2	2	2	1																			20		40
3	2	2	1																		20	25		50
4	1		2		4				50												1	15		20
5	1	1							50												5	60		120
6	3	14	2	4			2		125												35	40		100
7	3	2	1		1				150		4		2						4	15	22	40		80
8	3	3	1																		28	75		100
9	3	4	1				1		200												10	40		100
10																								

CEREALS.												PULSE.		FIBER.						SUGAR.						BROOM CORN. 1879.	
BARLEY. 1879.		BUCKWHEAT. 1879.		INDIAN CORN. 1879.		OATS. 1879.		RYE. 1879.		WHEAT. 1879.				FLAX—1879.				HEMP.		SORGHUM—1879.			MAPLE—1879.				
Area.	Crop.	Area.	Crop.	Area.	Crop.	Area.	Crop.	Area.	Crop.	Area.	Crop.	Canada Peas. (Dry.) in 1879.	Beans. (Dry.) in 1879.	Area in Crop.	Seed.	Straw.	Fiber.			Area in Crop.	Sugar.	Molasses.	Sugar.	Molasses.			
Acres.	Bush.	Acres.	Bush.	Acres.	Bush.	Acres.	Bush.	Acres.	Bush.	Acres.	Bush.	Bush.	Bush.	Acres.	Bush.	Tons.	Lbs.	Acs.	Tns.	Acres.	Lbs.	Galls.	Lbs.	Galls.	Acs.	Lbs.
49	50	51	52	53	54	55	56	57	58	59	60	61	62	63	64	65	66	67	68	69	70	71	72	73	74	75
1				18	720																					
2				13	520																					
3				16	525	4	100				200															
4				15	750					3	35															
5				20	1000	1	30			3	120									1/2		40				
6				15	750					1	20															
7				~~25~~ 20	600	1/2	120			5	60															
8				10	500															1/2		60				
9				40	1400					60	800															
10																										

HOPS. 1879.		POTATOES, (Irish.) 1879.		POTATOES, (Sweet.) 1879.		TOBACCO. 1879.		ORCHARDS—1879.							NURSERIES.		VINEYARDS.			MARKET GARDENS.	BEES—1879.		FOREST PRODUCTS.	
								APPLE.			PEACH.													
Area.	Crop.	Area.	Crop.	Area.	Crop.	Area.	Crop.	Acres.	Bearing trees.	Bushels. 1879.	Acres.	Bearing trees.	Bushels. 1879.	Total value of orchard products of all kinds sold or consumed.	Acres.	Value of produce sold in 1879.	Acres.	Grapes sold in 1879.	Wine made in 1879.	Value of produce sold in 1879.	Honey.	Wax.	Amount of wood cut in 1879.	Value of all forest products sold or consumed in 1879.
Acres.	Lbs.	Acres.	Bush.	Acres.	Bush.	Acres.	Lbs.	No.	No.	No.	No.	No.	No.	Dollars.	No.	Dollars.	No.	Lbs.	Galls.	Dollars.	Lbs.	Lbs.	Cords.	Dollars.
76	77	78	79	80	81	82	83	84	85	86	87	88	89	90	91	92	93	94	95	96	97	98	99	100
		1/4	20																					20
		1/4	15																					20
		1/4	20																					20
		1	150																					20
																								20
		1	125																					30
		1/4	25																					30
		1/4	25																					20
			50					2																20

9 40 11 9 12

[7–306.]

Received July 30, 1880.

A.

Page No. 1
Supervisor's Dist: No. 7
Enumeration Dist: No. 139

NOTE A.—The light dotted perpendicular lines, which divide the spaces intended for numbers on this Schedule, are intended to separate the units, tens, &c., from each other, and the Enumerator should be careful that the figures are written within the small spaces so formed, thus: 74, the units in the right-hand small spaces.

NOTE B.—Make an affirmative entry by a slanting line (thus /) in one of the three columns 2, 3, and 4, according as the fact is in the case of each farm—in column 2, if the occupier is the owner of the farm; in column 3, if he is the tenant at a fixed money rental; in column 4, if he conducts it for a share of the product.

NOTE C.—Enumerators will observe that there are 100 questions relating to each farm, which are arranged in four successive divisions of each schedule page.

SCHEDULE 2.—Productions of Agriculture in Camden Township in the County of Ray, State of Missouri

enumerated by me on the 1st day of June, 1880. James Black, *Enumerator.*

OF THE PERSON WHO CONDUCTS THIS FARM.				ACRES OF LAND.				FARM VALUES.			FENCES.		LABOR.			GRASS LANDS.						
	TENURE.			IMPROVED.		UNIMPROVED.										ACREAGE 1879.		PRODUCTS HARVESTED IN 1879.				
THE NAME.	Owner.	Rents for fixed money rental.	Rents for shares of products.	* Tilled, including fallow and grass in rotation, (whether pasture or meadow.)	Permanent meadows, permanent pastures, orchards, vineyards.	Woodland and forest.	Other unimproved, including "old fields" not growing wood.	Of farm, including land, fences, and buildings.	Of farming implements and machinery.	Of Live Stock.	Cost of building and repairing in 1879.	Cost of fertilizers purchased in 1879.	Amount paid for wages for farm labor during 1879, including value of board.	Weeks hired labor in 1879 upon farm (and dairy) excluding house-work	Estimated value of all farm productions (sold, consumed, or on hand) for 1879.	Mown.	Not Mown.	Hay.	Clover Seed.	Grass Seed.	Horses of all ages on hand June 1, 1880.	Mules and Asses, all ages, on hand June 1, 1880.
				No.	No.	No.	No.	Dollars.	Dollars.	Dollars.	Dollars.	Dollars.	Dollars.	No.	Dollars.	Acres.	Acres.	Tons.	Bushels.	Bushels.	No.	No.
1	2	3	4	5	6	7	8	9	10	11	12	13	14	15	16	17	18	19	20	21	22	23
1 Wilcox Erastus R.		1		95		120		1500	25	200					200						4	
2 Borgas George		1		27				200		150					40						2	
3 Russell Elijah			1	18				1111	15	160					200						2	
4 Burgess George W.		1		35			45	600	5	100					90						1	
5 Botchers Christian	1			40	15	25		200	100	300			70	8	150						5	
6 Vanosdell Mary		1		12		108		600		100	10										4	
7 Scott Thomas			1	20		30		800	100	200	50			36	100						2	
8 King John N.	1			50	40	30		1800	100	665	40		75	24	310						3	
9 Schuster John		1		80		120		1000	10	200	15		5	1	400						1	
10 Henderson George			1	100	2	36		3500	40	300	5		25	8	500						4	

NEAT CATTLE AND THEIR PRODUCTS.											SHEEP.										SWINE.			POULTRY ON HAND JUNE 1ST, 1880, EXCLUSIVE OF SPRING HATCHING.		
ON HAND JUNE 1, 1880.			MOVEMENT, 1879.								ON HAND JUNE 1, 1880.	MOVEMENT, 1879.							CLIP, SPRING 1880, SHORN AND TO BE SHORN.		ON HAND JUNE 1, 1880.					EGGS PRODUCED IN 1879.
			Cattle of all ages									Sheep and lambs														
Working oxen.	Milch cows.	Other.	Calves dropped.	Purchased.	Sold living.	Slaughtered.	Died, strayed, and at last and not recovered.	Milk sold, or sent to fact'ry and cheese factories in 1879.	Butter made on the farm in 1879.	Cheese made on the farm in 1879.		Lambs dropped.	Purchased.	Sold living.	Slaughtered.	Killed by dogs.	Died of disease.	Died of stress of weather.	Fleeces.	Weight.		Barn-yard.	Other.	
No.	No.	No.	No.	No.	No.	No.	No.	Gallons.	Lbs.	Lbs.	No.	No.	No.	No.	No.	No.	No.	No.	Lbs.	No.	No.	No.	Doz.
24	25	26	27	28	29	30	31	32	33	34	35	36	37	38	39	40	41	42	43	44	45	46	47	48
1	3		2				1		100												11	48		50
2	4		3						75												23	40		30
3	2		3		3				50												10	100		100
4	4	2			4				100												35	19		25
5	4		1	3																	16	50		
6	1						1														3	24		25
7							1		150												26	19		150
8	9	2	6	2	6				200												70	24		60
9	4	2	4		4				100												25	63		100
10	3	2	3	3					60												30	75		30

CEREALS.												PULSE.		FIBER.						SUGAR.					BROOM CORN.	
BARLEY. 1879.		BUCKWHEAT. 1879.		INDIAN CORN. 1879.		OATS. 1879.		RYE. 1879.		WHEAT. 1879.		Canada Peas, (Dry.) in 1879.	Beans, (Dry.) in 1879.	FLAX—1879.			HEMP.			SORGHUM—1879.			MAPLE—1879.			
Area.	Crop.	Area.	Crop.	Area.	Crop.	Area.	Crop.	Area.	Crop.	Area.	Crop.			Area in Crop.	Seed.	Straw.	Fiber.			Area in Crop.	Sugar.	Molasses.	Sugar.	Molasses.		
Acres.	Bush.	Acres.	Bush.	Acres.	Bush.	Acres.	Bush.	Acres.	Bush.	Acres.	Bush.	Bush.	Bush.	Acres.	Bush.	Tons.	Lbs.	Acs.	Tns.	Acres.	Lbs.	Galls.	Lbs.	Galls.	Acs.	Lbs.
49	50	51	52	53	54	55	56	57	58	59	60	61	62	63	64	65	66	67	68	69	70	71	72	73	74	75
1				60	1000	10	200													1						
2						4	60																			
3				18	700	2	40						5							1/4		31				
4				57	1400								5													
5										15	150															
6																										
7				20	1000							1	2													
8				20	1200					15	60															
9				57	1750	4	40			16	90															
10				55	1500	10	60			19	225	1/2	1/2							1/4		17				

HOPS. 1879.		POTATOES, (Irish.) 1879.		POTATOES, (Sweet.) 1879.		TOBACCO. 1879.		ORCHARDS—1879.						Total value of orchard products of all kinds sold or consumed.	NURSERIES.		VINEYARDS.			MARKET GARDENS.	BEES—1879.		FOREST PRODUCTS.	
								APPLE.			PEACH.													
Area.	Crop.	Area.	Crop.	Area.	Crop.	Area.	Crop.	Acres.	Bearing trees.	Bushels. 1879.	Acres.	Bearing trees.	Bushels. 1879.		Acres.	Value of produce sold in 1879.	Acres.	Grapes sold in 1879.	Wine made in 1879.	Value of produce sold in 1879.	Honey.	Wax.	Amount of wood cut in 1879.	Value of all forest products sold or consumed in 1879.
Acres.	Lbs.	Acres.	Bush.	Acres.	Bush.	Acres.	Lbs.	No.	No.	No.	No.	No.	No.	Dollars.	No.	Dollars.	No.	Lbs.	Galls.	Dollars.	Lbs.	Lbs.	Cords.	Dollars.
76	77	78	79	80	81	82	83	84	85	86	87	88	89	90	91	92	93	94	95	96	97	98	99	100
1		1/4	15																					
2																								
3		1/8	20																					
4		1/4	10																					
5																								
6																								
7		1/2	50																					
8		1/8	15																					
9		1/4	20		1																			
10		1/2	30		1	1/8	40	2												1/4		17		

BH.

B.

[7–306.]

Page No. 2
Supervisor's Dist: No. 7
Enumeration Dist: No. 139

NOTE A.—The light dotted perpendicular lines, which divide the spaces intended for numbers on this Schedule, are intended to separate the units, tens, &c., from each other, and the Enumerator should be careful that the figures are written within the small spaces so formed, thus: 7|4, the units in the right-hand small spaces. 4|2|1 3|9

NOTE B.—Make an affirmative entry by a slanting line (thus /) in one of the three columns 2, 3, and 4, according as the fact is in the case of each farm—in column 2, if the occupier is the owner of the farm; in column 3, if he is the tenant at a fixed money rental; in column 4, if he conducts it for a share of the product.

NOTE C.—Enumerators will observe that there are 100 questions relating to each farm, which are arranged in four successive divisions of each schedule page.

SCHEDULE 2.—Productions of Agriculture in Camden Township in the County of Ray, State of Missouri

enumerated by me on the 1st day of June, 1880. James Black, *Enumerator.*

	OF THE PERSON WHO CONDUCTS THIS FARM.				ACRES OF LAND.				FARM VALUES.			FENCES.		LABOR.			GRASS LANDS.						
		TENURE.			IMPROVED.		UNIMPROVED.										ACREAGE 1879.		PRODUCTS HARVESTED IN 1879.				
	THE NAME.	Owner.	Rents for fixed money rental.	Rents for shares of products.	Tilled, including fallow and grass in rotation, (whether pasture or meadow.)	Permanent meadows, permanent pastures, orchards, vineyards.	Woodland and forest.	Other unimproved, including "old fields" not growing wood.	Of farm, including land, fences, and buildings.	Of farming implements and machinery.	Of Live Stock.	Cost of building and repairing in 1879.	Cost of fertilizers purchased in 1879.	Amount paid for wages for farm labor during 1879, including value of board.	Weeks hired labor in 1879 upon farm (and dairy) excluding house-work.	Estimated value of all farm productions (sold, consumed, or on hand) for 1879.	Mown.	Not Mown.	Hay.	Clover Seed.	Grass Seed.	Horses of all ages on hand June 1, 1880.	Mules and Asses, all ages, on hand June 1, 1880.
		No.	No.	No.	No.	No.	No.	No.	Dollars.	Dollars.	Dollars.	Dollars.	Dollars.	Dollars.	No.	Dollars.	Acres.	Acres.	Tons.	Bushels.	Bushels.	No.	No.
	1	2	3	4	5	6	7	8	9	10	11	12	13	14	15	16	17	18	19	20	21	22	23
1	Finley Thomas & Bros.	/			100		100	25	1500	100	300					100						2	2
2	Kauffman Mary		/		18		22		400	25	225					150						2	
3	Schussler John A.	/			65	15	15		1000	60	100	10				150		15				2	
4	Rider William E		/		22			50	280	200	300			15	2	700						1	1
5	Reavis Thomas N.	/			120		10	30	1300	50	250	300		50	3	1000						3	2
6	Carpenter Benjamin D.		/		18				180	15	90			10	1	100						2	
7	Keasow Julius	/			32		8		200	50	196			15	1	150						3	
8	McCullough Patrick		/		25				125	25	175					175						1	1
9	Gaston James H.	/			55		25		2000	40	365			140		1100						4	1
10	McIntyle Thomas	/			40		30		400							100							

	NEAT CATTLE AND THEIR PRODUCTS.										SHEEP.									SWINE.	POULTRY ON HAND JUNE 1ST, 1880, EXCLUSIVE OF SPRING HATCHING.		
	ON HAND JUNE 1, 1880.			MOVEMENT, 1879.								MOVEMENT, 1879.							CLIP, SPRING 1880, SHORN AND TO BE SHORN.					
					Cattle of all ages								Sheep and lambs										
	Working oxen.	Milch cows.	Other.	Calves dropped.	Purchased.	Sold living.	Slaughtered.	Died, strayed, and stolen, and not recovered.	Milk sold, or sent to butter and cheese factories in 1879.	Butter made on the farm in 1879.	Cheese made on the farm in 1879.	On hand June 1, 1880.	Lambs dropped.	Purchased.	Sold living.	Slaughtered.	Killed by dogs.	Died of disease.	Died of stress of weather.	Fleeces.	Weight.	On hand June 1, 1880.	Barn-yard.	Other.	Eggs produced in 1879.
	No.	No.	No.	No.	No.	No.	No.	No.	Gallons.	Lbs.	Lbs.	No.	No.	No.	No.	No.	No.	No.	No.	No.	Lbs.	No.	No.	No.	Doz.
	24	25	26	27	28	29	30	31	32	33	34	35	36	37	38	39	40	41	42	43	44	45	46	47	48
1		1		1		1		1		100															
2		2		1		1		1		150												5	25		52
3		2	2	2						200												30	24		52
4		4		2		3				156												30	48		104
5		2	2	2				2														9	50		130
6		1		1						52												1	30		52
7		4	1	2						26												28	30		26
8		1	1	2						20												30	20		3
9		6	2	4	1	1				200												45	100		208
10																									

	CEREALS.												PULSE.		FIBER.						SUGAR.						BROOM CORN. 1879.	
	BARLEY. 1879.		BUCKWHEAT. 1879.		INDIAN CORN. 1879.		OATS. 1879.		RYE. 1879.		WHEAT. 1879.				FLAX—1879.				HEMP.		SORGHUM—1879.			MAPLE—1879.				
	Area.	Crop.	Area.	Crop.	Area.	Crop.	Area.	Crop.	Area.	Crop.	Area.	Crop.	Canada Peas, (Dry.) in 1879.	Beans, (Dry.) in 1879.	Area in Crop.	Seed.	Straw.	Fiber.	Area.	Tons.	Area in Crop.	Sugar.	Molasses.	Sugar.	Molasses.		Area.	Crop.
	Acres.	Bush.	Acres.	Bush.	Acres.	Bush.	Acres.	Bush.	Acres.	Bush.	Acres.	Bush.	Bush.	Bush.	Acres.	Bush.	Tons.	Lbs.	Acres.	Tons.	Acres.	Lbs.	Galls.	Lbs.	Galls.		Acres.	Lbs.
	49	50	51	52	53	54	55	56	57	58	59	60	61	62	63	64	65	66	67	68	69	70	71	72	73		74	75
1					20	750	10	100																				
2					18	720							1	6							1		20					
3					30	1050	3	40			7	82																
4					40	2400					18	227									10		600					
5					70	2500					40	817									1		80					
6					16	500					1	3									1		80					
7					20	600					6	100																
8					17	680																						
9					30	1000	3	30			7	107							18	6	2		300					
10					28	500															1		45					

	HOPS. 1879.		POTATOES, (Irish.) 1879.		POTATOES, (Sweet.) 1879.		TOBACCO. 1879.		ORCHARDS—1879.						NURSERIES.		VINEYARDS.			MARKET GARDENS.	BEES—1879.		FOREST PRODUCTS.	
									APPLE.			PEACH.												
	Area.	Crop.	Area.	Crop.	Area.	Crop.	Area.	Crop.	Acres.	Bearing trees.	Bushels. 1879.	Acres.	Bearing trees.	Bushels. 1879.	Total value of orchard products of all kinds sold or consumed.	Acres.	Value of produce sold in 1879.	Acres.	Grapes sold in 1879.	Wine made in 1879.	Value of produce sold in 1879.	Honey.	Wax.	Amount of wood cut in 1879.	Value of all forest products sold or consumed in 1879.
	Acres.	Lbs.	Acres.	Bush.	Acres.	Bush.	Acres.	Lbs.	No.	No.	No.	No.	No.	No.	Dollars.	No.	Dollars.	No.	Lbs.	Galls.	Dollars.	Lbs.	Lbs.	Cords.	Dollars.
	76	77	78	79	80	81	82	83	84	85	86	87	88	89	90	91	92	93	94	95	96	97	98	99	100
1									1	15															
2			1/8	20																					
3			1	20					4	20	20				15										
4			1	40																					
5			1/4	300																				20	75
6			1/2	50																					50
7			1/4	15																					
8			2	80																					
9			5	350					6	60		1	40												150
10			1/2	75																					60

Received July 30, 1880. C.

Page No. 3
Supervisor's Dist: No. 7
Enumeration Dist: No. 139

NOTE A.—The light dotted perpendicular lines, which divide the spaces intended for numbers on this Schedule, are intended to separate the units, tens, &c., from each other, and the Enumerator should be careful that the figures are written within the small spaces so formed, thus: 74, the units in the right-hand small spaces. 421 39

NOTE B.—Make an affirmative entry by a slanting line (thus /) in one of the three columns 2, 3, and 4, according as the fact is in the case of each farm—in column 2, if the occupier is the owner of the farm; in column 3, if he is the tenant at a fixed money rental; in column 4, if he conducts it for a share of the product.

NOTE C.—Enumerators will observe that there are 100 questions relating to each farm, which are arranged in four successive divisions of each schedule page.

SCHEDULE 2.—Productions of Agriculture in Camden Township in the County of Ray, State of Missouri

enumerated by me on the 2nd day of June, 1880. James Black, *Enumerator.*

OF THE PERSON WHO CONDUCTS THIS FARM.				ACRES OF LAND.				FARM VALUES.			FENCES.		LABOR.			GRASS LANDS.						
	TENURE.			IMPROVED.		UNIMPROVED.										ACREAGE 1879.		PRODUCTS HARVESTED IN 1879.				
THE NAME.	Owner.	Rents for fixed money rental.	Rents for shares of products.	Tilled, including fallow and grass in rotation. (whether pasture or meadow.)	Permanent meadows, permanent pastures, orchards, vineyards.	Woodland and forest.	Other unimproved, including "old fields" not growing wood.	Of farm, including land, fences, and buildings.	Of farming implements and machinery.	Of Live Stock.	Cost of building and repairing in 1879.	Cost of fertilizers purchased in 1879.	Amount paid for wages for farm labor during 1879, including value of board.	Weeks hired labor in 1879 upon farm (and dairy) excluding house-work.	Estimated value of all farm productions (sold, consumed, or on hand) for 1879.	Mown.	Not Mown.	Hay.	Clover Seed.	Grass Seed.	Horses of all ages on hand June 1, 1880.	Mules and Asses, all ages, on hand June 1, 1880.
				No.	No.	No.	No.	Dollars.	Dollars.	Dollars.	Dollars.	Dollars.	Dollars.	No.	Dollars.	Acres.	Acres.	Tons.	Bushels.	Bushels.	No.	No.
1	2	3	4	5	6	7	8	9	10	11	12	13	14	15	16	17	18	19	20	21	22	23
1 Bain Henry	1			20		60		800	50	300			4	1	250						2	
2 Roberts Absr C.	1			100	47			1475	10	100	25		10	1	800						1	
3 Wilson Henry W.		1		70		76		1460	50	150					400						3	
4 Stigall Reuben	1			105		93		990	100	600			660	52	1280							6
5 Moyer John W.	1			75		38		678	40	210	25		100	8	545						2	2
6 Slade John S.	1			125	20	15		2000	100	505	20		180	10	1150						4	3
7 Slade George		1		18			2	250	75	75	10				350							1
8 Slade John S. Jr.		1		20	3			500		100	15				200						2	
9 Porter Aretas J.	1			19		9		300	20	50	10		15	3	100						2	
10 Cope Calvin J.	1			30		46		600	40	117											2	

NEAT CATTLE AND THEIR PRODUCTS.											SHEEP.										SWINE.	POULTRY ON HAND JUNE 1ST, 1880, EXCLUSIVE OF SPRING HATCHING.		EGGS PRODUCED IN 1879.
ON HAND JUNE 1, 1880.			MOVEMENT, 1879.								ON HAND JUNE 1, 1880.	MOVEMENT, 1879.							CLIP, SPRING 1880, SHORN AND TO BE SHORN.		ON HAND JUNE 1, 1880.			
				Cattle of all ages									Sheep and lambs											
Working oxen.	Milch cows.	Other.	Calves dropped.	Purchased.	Sold living.	Slaughtered.	Died, strayed, and stolen, and not recovered.	Milk sold, or sent to butter and cheese factories in 1879.	Butter made on the farm in 1879.	Cheese made on the farm in 1879.		Lambs dropped.	Purchased.	Sold living.	Slaughtered.	Killed by dogs.	Died of disease.	Died of stress of weather.	Fleeces.	Weight.		Barn-yard.	Other.	
No.	No.	No.	No.	No.	No.	No.	No.	Gallons.	Lbs.	Lbs.	No.	No.	No.	No.	No.	No.	No.	No.	No.	Lbs.	No.	No.	No.	Doz.
24	25	26	27	28	29	30	31	32	33	34	35	36	37	38	39	40	41	42	43	44	45	46	47	48
1	2		1		2		1		104												11	60	11	78
2	3	4	3		1				340												20	18		52
3	1	1					1		156												23	50		156
4	4	2	2	33	20				150													20		
5	1	0							156													50	5	104
6	3	1	2	10	15				150												40	60		200
7		1			2																20	30		
8																								
9					1				52												8	25		52
10	1	2	1						52												2	10	2	100

CEREALS.												PULSE.		FIBER.						SUGAR.						BROOM CORN. 1879.	
BARLEY. 1879.		BUCKWHEAT. 1879.		INDIAN CORN. 1879.		OATS. 1879.		RYE. 1879.		WHEAT. 1879.		Canada Peas. (Dry.) in 1879.	Beans. (Dry.) in 1879.	FLAX—1879.				HEMP.		SORGHUM—1879.			MAPLE—1879.				
Area.	Crop.	Area.	Crop.	Area.	Crop.	Area.	Crop.	Area.	Crop.	Area.	Crop.			Area in Crop.	Seed.	Straw.	Fiber.			Area in Crop.	Sugar.	Molasses.	Sugar.	Molasses.			
Acres.	Bush.	Acres.	Bush.	Acres.	Bush.	Acres.	Bush.	Acres.	Bush.	Acres.	Bush.	Bush.	Bush.	Acres.	Bush.	Tons.	Lbs.	Acs.	Tns.	Acres.	Lbs.	Galls.	Lbs.	Galls.	Acs.	Lbs.
49	50	51	52	53	54	55	56	57	58	59	60	61	62	63	64	65	66	67	68	69	70	71	72	73	74	75
1				22	1000								1							½		40				
2				60	3500	45	1200					1	1							2		40				
3				35	1050							2	3							1		97				
4				55	2500	4	20			25	360							9	4							
5				16	1000	6	200			10	115	1	1					7	3	1		120				
6				80	4000	4	200			4	41	3	5					10	3	¼		100				
7				18	1000																					
8				20	750	8	100																			
9				15	500	3	45																			
10																										

HOPS. 1879.		POTATOES, (Irish.) 1879.		POTATOES, (Sweet.) 1879.		TOBACCO. 1879.		ORCHARDS—1879.						NURSERIES.		VINEYARDS.			MARKET GARDENS.	BEES—1879.		FOREST PRODUCTS.	
								APPLE.			PEACH.												
Area.	Crop.	Area.	Crop.	Area.	Crop.	Area.	Crop.	Acres.	Bearing trees.	Bushels. 1879.	Acres.	Bearing trees.	Bushels. 1879.	Total value of orchard products of all kinds sold or consumed.	Acres.	Value of produce sold in 1879.	Acres.	Grapes sold in 1879.	Wine made in 1879.	Value of produce sold in 1879.	Honey.	Wax.	Amount of wood cut in 1879.	Value of all forest products sold or consumed in 1879.
Acres.	Lbs.	Acres.	Bush.	Acres.	Bush.	Acres.	Lbs.	No.	No.	No.	No.	No.	No.	Dollars.	No.	Dollars.	No.	Lbs.	Galls.	Dollars.	Lbs.	Lbs.	Cords.	Dollars.
76	77	78	79	80	81	82	83	84	85	86	87	88	89	90	91	92	93	94	95	96	97	98	99	100
		¾	90									10												45
		1	100					5	125	10			70	10										20
		1	70			1	400																	20
																								50
		1	100			½	600	3	30	3				1										15
		1½	200					2	48	300				150										25
		1	150																					
		½	50																					10
		½	25					1¼	25	10				5										20

D.

[7–306.]

Page No. 4
Supervisor's Dist: No. 7
Enumeration Dist: No. 139

NOTE A.—The light dotted perpendicular lines, which divide the spaces intended for numbers on this Schedule, are intended to separate the units, tens, &c., from each other, and the Enumerator should be careful that the figures are written within the small spaces so formed, thus: | 7 | 4 |, the units in the right-hand small spaces.

NOTE B.—Make an affirmative entry by a slanting line (thus /) in one of the three columns 2, 3, and 4, according as the fact is in the case of each farm—in column 2, if the occupier is the owner of the farm; in column 3, if he is the tenant at a fixed money rental; in column 4, if he conducts it for a share of the product.

NOTE C.—Enumerators will observe that there are 100 questions relating to each farm, which are arranged in four successive divisions of each schedule page.

SCHEDULE 2.—Productions of Agriculture in Camden Township in the County of Ray, State of Missouri

enumerated by me on the 3d day of June, 1880. James Black, *Enumerator.*

OF THE PERSON WHO CONDUCTS THIS FARM.				ACRES OF LAND.				FARM VALUES.			FENCES.		LABOR.			GRASS LANDS.						
	TENURE.			IMPROVED.		UNIMPROVED.										ACREAGE 1879.		PRODUCTS HARVESTED IN 1879.				
THE NAME.	Owners.	Rents for fixed money rental.	Rents for shares of products.	Tilled, including fallow and grass in rotation, (whether pasture or meadow.)	Permanent meadows, permanent pastures, orchards, vineyards.	Woodland and forest.	Other unimproved, including "old fields" not growing wood.	Of farm, including land, fences, and buildings.	Of farming implements and machinery.	Of Live Stock.	Cost of building and repairing in 1879.	Cost of fertilizers purchased in 1879.	Amount paid for wages for farm labor during 1879, including value of board.	Weeks hired labor in 1879 upon farm (and dairy) excluding house-work.	Estimated value of all farm productions (sold, consumed, or on hand) for 1879.	Mown.	Not Mown.	Hay.	Clover Seed.	Grass Seed.	Horses of all ages on hand June 1, 1880.	Mules and Asses, all ages, on hand June 1, 1880.
	No.	No.	No.	No.	No.	No.	No.	Dollars.	Dollars.	Dollars.	Dollars.	Dollars.	Dollars.	No.	Dollars.	Acres.	Acres.	Tons.	Bushels.	Bushels.	No.	No.
1	2	3	4	5	6	7	8	9	10	11	12	13	14	15	16	17	18	19	20	21	22	23
1 Jennings John H.	/			12		6		125	2	75	5				25						1	
2 Hines William	/			38		10		240	15	205	25				300							2
3 Weiss William H.	/			34		6		300	10	175					240						4	
4 Snowden Alexander	/			35		5		450	200	300			75	1	600							3
5 Harrison Orra	/			70		20		900	75	220					600						1	2
6 Foster Thomas and son	/			12		5		119	14	265	25				130						3	1
7 Perrine Jessie S.	/			20		5		400	30	150	3				125						1	2
8 Moyer Benjamen F	/			125		65		1520	100	205	50		400	52	1700						2	2
9 Hines John N.	/			28		9		375	25	100	25				200						2	
10 Weir James M.		/		40		53		465	25	80	5		20		250						2	

NEAT CATTLE AND THEIR PRODUCTS.											SHEEP.										SWINE.	POULTRY ON HAND JUNE 1ST, 1880, EXCLUSIVE OF SPRING HATCHING.		
ON HAND JUNE 1, 1880.			MOVEMENT, 1879.									MOVEMENT, 1879.							CLIP, SPRING 1880, SHORN AND TO BE SHORN.						
			Cattle of all ages					Milk sold, or sent to butter and cheese factories in 1879.	Butter made on the farm in 1879.	Cheese made on the farm in 1879.		Lambs dropped.	Sheep and lambs									Poultry on hand June 1st, 1880, exclusive of spring hatching.		Eggs produced in 1879.
Working oxen.	Milch cows.	Other.	Calves dropped.	Purchased.	Sold living.	Slaughtered.	Died, strayed, and accidentally and not recovered.				On hand June 1, 1880.		Purchased.	Sold living.	Slaughtered.	Killed by dogs.	Died of disease.	Died of stress of weather.	Fleeces.	Weight.	On hand June 1, 1880.	Barn-yard.	Other.	
No.	No.	No.	No.	No.	No.	No.	No.	Gallons.	Lbs.	Lbs.	No.	No.	No.	No.	No.	No.	No.	No.	No.	Lbs.	No.	No.	No.	Doz.
24	25	26	27	28	29	30	31	32	33	34	35	36	37	38	39	40	41	42	43	44	45	46	47	48
1	1								30												7	12		20
2	3				1				20												19	36	3	78
3	1		1	1	1																45	52		230
4	2	8							52												50	104		375
5	2		1						364												20	116		208
6	2	2	3		2		1		78												9	30		156
7	1		1						52												8	60		100
8	1		1	24	26				150												50	100		400
9	1		1	1	3				52												10	20		75
10	2		1		1		1		260												4	39		80

CEREALS.												PULSE.		FIBER.						SUGAR.						BROOM CORN. 1879.	
BARLEY. 1879.		BUCKWHEAT. 1879.		INDIAN CORN. 1879.		OATS. 1879.		RYE. 1879.		WHEAT. 1879.		Canada Peas. (Dry.) in 1879.	Beans (Dry.) in 1879.	FLAX—1879.			HEMP.			SORGHUM—1879.			MAPLE—1879.				
Area.	Crop.	Area.	Crop.	Area.	Crop.	Area.	Crop.	Area.	Crop.	Area.	Crop.			Area in Crop.	Seed.	Straw.	Fiber.			Area in Crop.	Sugar.	Molasses.	Sugar.	Molasses.			
Acres.	Bush.	Acres.	Bush.	Acres.	Bush.	Acres.	Bush.	Acres.	Bush.	Acres.	Bush.	Bush.	Bush.	Acres.	Bush.	Tons.	Lbs.	Acs.	Tns.	Acres.	Lbs.	Galls.	Lbs.	Galls.	Acs.	Lbs.
49	50	51	52	53	54	55	56	57	58	59	60	61	62	63	64	65	66	67	68	69	70	71	72	73	74	75
1				16	500																					
2				32	1250								1							½		70				
3				25	1250								1							½		50				
4				40	2000					40	516		1							¼		48				
5				60	3000	4	100			8	60		1							¼		40				
6				10	300	1	5																			
7				12	500	1	10					½	2							¼		75				
8				50	2300					11	228	1	2					24	6							
9				25	510					3	31									¼		14				
10				35 ~~30~~	1225	2	20																			

HOPS. 1879.		POTATOES, (Irish.) 1879.		POTATOES, (Sweet.) 1879.		TOBACCO. 1879.		ORCHARDS—1879.						NURSERIES.		VINEYARDS.			MARKET GARDENS.	BEES—1879.		FOREST PRODUCTS.	
								APPLE.			PEACH.			Total value of orchard products of all kinds sold or consumed.									
Area.	Crop.	Area.	Crop.	Area.	Crop.	Area.	Crop.	Acres.	Bearing trees.	Bushels. 1879.	Acres.	Bearing trees.	Bushels. 1879.		Acres.	Value of produce sold in 1879.	Acres.	Grapes sold in 1879.	Wine made in 1879.	Value of produce sold in 1879.	Honey.	Wax.	Amount of wood cut in 1879.	Value of all forest products sold or consumed in 1879.
Acres.	Lbs.	Acres.	Bush.	Acres.	Bush.	Acres.	Lbs.	No.	No.	No.	No.	No.	No.	Dollars.	No.	Dollars.	No.	Lbs.	Galls.	Dollars.	Lbs.	Lbs.	Cords.	Dollars.
76	77	78	79	80	81	82	83	84	85	86	87	88	89	90	91	92	93	94	95	96	97	98	99	100
		½	15			⅛	50																5	
		½	50					¾	40														2	2
		2	150					2	20															20
		1	75					2	40														33	30
		2½	500					1	20			5											20	20
		½	90					½	12														20	20
		1	40																				15	15
		1	50					4	350			100											20	20
		½	10					½	8															
		1	30					⅛	30														30	30

PH.

PH.

Received July 30, 1880.

A.

[7–306.]

Page No. 5
Supervisor's Dist: No. 7
Enumeration Dist: No. 139

NOTE A.—The light dotted perpendicular lines, which divide the spaces intended for numbers on this Schedule, are intended to separate the units, tens, &c., from each other, and the Enumerator should be careful that the figures are written within the small spaces so formed, thus: | | 7 | 4 |, the units | 4 | 2 | 1 | in the right-hand small spaces. | | 3 | 9 |

NOTE B.—Make an affirmative entry by a slanting line (thus /) in one of the three columns 2, 3, and 4, according as the fact is in the case of each farm—in column 2, if the occupier is the owner of the farm; in column 3, if he is the tenant at a fixed money rental; in column 4, if he conducts it for a share of the product.

NOTE C.—Enumerators will observe that there are 100 questions relating to each farm, which are arranged in four successive divisions of each schedule page.

SCHEDULE 2.—Productions of Agriculture in Camden Township in the County of Ray, State of Missouri

enumerated by me on the 4th day of June, 1880. James Black, *Enumerator.*

OF THE PERSON WHO CONDUCTS THIS FARM.		TENURE.			ACRES OF LAND.				FARM VALUES.			FENCES.		LABOR.			GRASS LANDS.						
					IMPROVED.		UNIMPROVED.										ACREAGE 1879.		PRODUCTS HARVESTED IN 1879.				
	THE NAME.	Owner.	Rents for fixed money rental.	Rents for shares of products.	Tilled, including fallow and grass in rotation, (whether pasture or meadow.)	Permanent meadows, permanent pastures, orchards, vineyards.	Woodland and forest.	Other unimproved, including "old fields" not growing wood.	Of farm, including land, fences, and buildings.	Of farming implements and machinery.	Of Live Stock.	Cost of building and repairing in 1879.	Cost of fertilizers purchased in 1879.	Amount paid for wages for farm labor during 1879, including value of board.	Weeks hired labor in 1879 upon farm (and dairy) excluding house-work.	Estimated value of all farm productions (sold, consumed, or on hand) for 1879.	Mown.	Not Mown.	Hay.	Clover Seed.	Grass Seed.	Horses of all ages on hand June 1, 1880.	Mules and Asses, all ages, on hand June 1, 1880.
					No.	No.	No.	No.	Dollars.	Dollars.	Dollars.	Dollars.	Dollars.	Dollars.	No.	Dollars.	Acres.	Acres.	Tons.	Bushels.	Bushels.	No.	No.
	1	2	3	4	5	6	7	8	9	10	11	12	13	14	15	16	17	18	19	20	21	22	23
1	Hastell Freeman	/			30		10		200	30	200					270						3	
2	Baynes William P.			/	30		11		400	30	200	3		9	3	300						2	
3	Weir Samuel J.	/			49				245	25	150					130							2
4	Prather C. C. and Gaston L. M.	/			32				200	100	295	5				250						2	1
5	Duffett Henry	/			80		17		770	25	672	15		50	3	850						9	
6	Johnings Harrison	/			15		12		275	75	200	15				300						1	1
7	McElwan James R.	/			40		26		600	75	225	15				300						2	
8	Steele James P.	/			63		15		1500	25	150	20				600						4	
9	Burnett James W.	/			32	8	8		800	50	175	10				580						3	
10	Stigall Frank L.	/			60	8	25		950	50	480	15		30	2	500						1	2

NEAT CATTLE AND THEIR PRODUCTS.											SHEEP.										SWINE.	POULTRY ON HAND JUNE 1ST, 1880, EXCLUSIVE OF SPRING HATCHING.		EGGS PRODUCED IN 1879.
ON HAND JUNE 1, 1880.			MOVEMENT, 1879.								ON HAND JUNE 1, 1880.	MOVEMENT, 1879.							CLIP, SPRING 1880, SHORN AND TO BE SHORN.					
				Cattle of all ages									Sheep and lambs											
Working oxen.	Milch cows.	Other.	Calves dropped.	Purchased.	Sold living.	Slaughtered.	Died, strayed, and st'n, and not recovered.	Milk sold, or sent to but'r and cheese factories in 1879.	Butter made on the farm in 1879.	Cheese made on the farm in 1879.		Lambs dropped.	Purchased.	Sold living.	Slaughtered.	Killed by dogs.	Died of disease.	Died of stress of weather.	Fleeces.	Weight.	On hand June 1, 1880.	Barnyard.	Other.	
No.	No.	No.	No.	No.	No.	No.	No.	Gallons.	Lbs.	Lbs.	No.	No.	No.	No.	No.	No.	No.	No.	No.	Lbs.	No.	No.	No.	Doz.
24	25	26	27	28	29	30	31	32	33	34	35	36	37	38	39	40	41	42	43	44	45	46	47	48
	2		2						156												12	30		100
	3		2	1	1				104												22	49		52
	2	1	2				1														15	30		52
	1		1						50												40	25		50
	8	7	6	1					416												37	27		260
	1		1	2					156												32	42		50
	3		3	1			1		50												20	30		100
	3		2						100												15	54		500
	3		2				1		104												11	40		100
	5	6	3		1				260												35	42		100

CEREALS.										PULSE.		FIBER.						SUGAR.					BROOM CORN.	
BARLEY. 1879.		BUCKWHEAT. 1879.		INDIAN CORN. 1879.		OATS. 1879.		RYE. 1879.		WHEAT. 1879.			FLAX—1879.			HEMP.		SORGHUM—1879.			MAPLE—1879.		1879.	
Area.	Crop.	Area.	Crop.	Area.	Crop.	Area.	Crop.	Area.	Crop.	Area.	Crop.	Canada Peas, (Dry.) in 1879.	Beans, (Dry.) in 1879.	Area in Crop.	Seed.	Straw.	Fiber.	Area in Crop.	Sugar.	Molasses.	Sugar.	Molasses.		
Acres.	Bush.	Acres.	Bush.	Acres.	Bush.	Acres.	Bush.	Acres.	Bush.	Acres.	Bush.	Bush.	Bush.	Acres.	Bush.	Tons.	Lbs.	Acres.	Lbs.	Galls.	Lbs.	Galls.	Acs.	Lbs.
49	50	51	52	53	54	55	56	57	58	59	60	61	62	63	64	65	66	67	68	69	70	71	72	73	74	75
				18	800							1								1		100				
				26	1300	1	15						1													
				14	500	1½	15			2	17									½		68				
				37	750							1	1							½		57				
				65	3000	4	40			9	96		4					1	¼	2		120				
				30	600																					
				40	1000								10							·1		80				
				40	1600	5	50					1	16							1		82				
				27	1375																					
				26	1300	3	45											7	2¼	1		60				

HOPS. 1879.		POTATOES. (Irish.) 1879.		POTATOES. (Sweet.) 1879.		TOBACCO. 1879.		ORCHARDS—1879.						NURSERIES.		VINEYARDS.			MARKET GARDENS.	BEES—1879.		FOREST PRODUCTS.	
								APPLES.			PEACH.			Total value of orchard products of all kinds sold or consumed.									
Area.	Crop.	Area.	Crop.	Area.	Crop.	Area.	Crop.	Acres.	Bearing trees.	Bushels. 1879.	Acres.	Bearing trees.	Bushels. 1879.		Acres.	Value of produce sold in 1879.	Acres.	Grapes sold in 1879.	Wine made in 1879.	Value of produce sold in 1879.	Honey.	Wax.	Amount of wood cut in 1879.	Value of all forest products sold or consumed in 1879.
Acres.	Lbs.	Acres.	Bush.	Acres.	Bush.	Acres.	Lbs.	No.	No.	No.	No.	No.	No.	Dollars.	No.	Dollars.	No.	Lbs.	Galls.	Dollars.	Lbs.	Lbs.	Cords.	Dollars.
76	77	78	79	80	81	82	83	84	85	86	87	88	89	90	91	92	93	94	95	96	97	98	99	100
		1¾	150	1	28			1	30	10				3						75			12	8
		½	25		2			¼												42			30	30
		¼	15																	24			15	15
		1	40					1	30															
		2½	300	⅛	8			2	80			10								50			30	30
		1	50			¼	100																25	25
		2	150					½												50			20	20
								1																50
		3	500					1½												75			30	30
		2	200	¼	12			1	30														40	40

B.

[7—306.]

Page No. 6
Supervisor's Dist: No. 7
Enumeration Dist: No. 139

NOTE A.—The light dotted perpendicular lines, which divide the spaces intended for numbers on this Schedule, are intended to separate the units, tens, &c., from each other, and the Enumerator should be careful that the figures are written within the small spaces so formed, thus: | | 7 | 4 |, the units in the right-hand small spaces. | | 4 | 2 | 1 | | | 3 | 9 |

NOTE B.—Make an affirmative entry by a slanting line (thus /) in one of the three columns 2, 3, and 4, according as the fact is in the case of each farm—in column 2, if the occupier is the owner of the farm; in column 3, if he is the tenant at a fixed money rental; in column 4, if he conducts it for a share of the product.

NOTE C.—Enumerators will observe that there are 100 questions relating to each farm, which are arranged in four successive divisions of each schedule page.

SCHEDULE 2.—Productions of Agriculture in Camden Township in the County of Ray, State of Missouri

enumerated by me on the 5th day of June, 1880.

James B Bach
Enumerator.

OF THE PERSON WHO CONDUCTS THIS FARM.				ACRES OF LAND.				FARM VALUES.			FENCES.		LABOR.			GRASS LANDS.						
	TENURE.			IMPROVED.		UNIMPROVED.										ACREAGE 1879.		PRODUCTS HARVESTED IN 1879.				
THE NAME.	Owner.	Rents for fixed money rental.	Rents for shares of products.	Tilled, including fallow and grass in rotation, (whether pasture or meadow.)	Permanent meadows, permanent pastures, orchards, vineyards.	Woodland and forest.	Other unimproved, including "old fields" not growing wood.	Of farm, including land, fences, and buildings.	Of farming implements and machinery.	Of Live Stock.	Cost of building and repairing in 1879.	Cost of fertilizers purchased in 1879.	Amount paid for wages for farm labor during 1879, including value of board.	Weeks hired labor in 1879 upon farm (and dairy) excluding house-work.	Estimated value of all farm productions (sold, consumed, or on hand) for 1879.	Mown.	Not Mown.	Hay.	Clover Seed.	Grass Seed.	Horses of all ages on hand June 1, 1880.	Mules and Asses, all ages, on hand June 1, 1880.
				No.	No.	No.	No.	Dollars.	Dollars.	Dollars.	Dollars.	Dollars.	Dollars.	No.	Dollars.	Acres.	Acres.	Tons.	Bushels.	Bushels.	No.	No.
1	2	3	4	5	6	7	8	9	10	11	12	13	14	15	16	17	18	19	20	21	22	23
1 Crews James	1			40		5		500	25	300	15		5		100						3	
2 Stigall George	1			80		5		800	50	265					100							2
3 Stigall John M.	1			25		20		450	25	150					100							2
4 Fish Robert			1	20		60		400	20	100					93						2	
5 Miller John H. N.			1	45		35		1000	40	225	70				200						2	1
6 Roberts Margaret	1			60		86		1460	40	430			120	52	350						4	
7 Baynes James J.		1		36				360	125	305					415						1	4
8 Stigall Henry	1			40		40		400	15	300	25		30	8	200						1	1
9 Burns Patrick	1			56		80		800	30	425	20		100	12	800						3	2
10																						

NEAT CATTLE AND THEIR PRODUCTS.											SHEEP.										SWINE.	POULTRY ON HAND JUNE 1ST, 1880, EXCLUSIVE OF SPRING HATCHING.		EGGS PRODUCED IN 1879.
ON HAND JUNE 1, 1880.			MOVEMENT, 1879.									MOVEMENT, 1879.							CLIP, SPRING 1880, SHORN AND TO BE SHORN.					
				Cattle of all ages									Sheep and lambs											
Working oxen.	Milch cows.	Other.	Calves dropped.	Purchased.	Sold living.	Slaughtered.	Died, strayed, and stolen, and not recovered.	Milk sold, or sent to butter and cheese factories in 1879.	Butter made on the farm in 1879.	Cheese made on the farm in 1879.	On hand June 1, 1880.	Lambs dropped.	Purchased.	Sold living.	Slaughtered.	Killed by dogs.	Died of disease.	Died of stress of weather.	Fleeces.	Weight.	On hand June 1, 1880.	Barn-yard.	Other.	
No.	No.	No.	No.	No.	No.	No.	No.	Gallons.	Lbs.	Lbs.	No.	No.	No.	No.	No.	No.	No.	No.	No.	Lbs.	No.	No.	No.	Doz.
24	25	26	27	28	29	30	31	32	33	34	35	36	37	38	39	40	41	42	43	44	45	46	47	48
1	4		5		2				100												30	40		50
2	6		2		2				100												40	50		52
3	1		1						50												36	32		52
4	3		3						50												10	24		50
5	1		1																		5	42		6
6	4	7	4						100												30	150		208
7	3	1	4						104												21	27		20
8	4		4																		15	24		
9	4	5	2	1	2		1		260												30	91	17	520
10																								

CEREALS.												PULSE.		FIBER.						SUGAR.						BROOM CORN. 1879.	
BARLEY. 1879.		BUCKWHEAT. 1879.		INDIAN CORN. 1879.		OATS. 1879.		RYE. 1879.		WHEAT. 1879.				FLAX—1879.				HEMP.		SORGHUM—1879.			MAPLE—1879.				
Area.	Crop.	Area.	Crop.	Area.	Crop.	Area.	Crop.	Area.	Crop.	Area.	Crop.	Canada Peas. (Dry.) in 1879.	Beans. (Dry.) in 1879.	Area in Crop.	Seed.	Straw.	Fiber.	Area in Crop.	Threads.	Area in Crop.	Sugar.	Molasses.	Sugar.	Molasses.		
Acres.	Bush.	Acres.	Bush.	Acres.	Bush.	Acres.	Bush.	Acres.	Bush.	Acres.	Bush.	Bush.	Bush.	Acres.	Bush.	Tons.	Lbs.	Acres.	Tns.	Acres.	Lbs.	Galls.	Lbs.	Galls.	Acs.	Lbs.
49	50	51	52	53	54	55	56	57	58	59	60	61	62	63	64	65	66	67	68	69	70	71	72	73	74	75
1				18	500															½		40				
2				20	525													3	1½							
3				20	500															½		27				
4				16	375																					
5				43	200																					
6				30	1200	18	150									1	12	1	2	¾		80				
7				34	1635	2	15																			
8				30	1000	7	200													½		40				
9				20	600			10	150	8	250	½	½					15	5	1		80				
10																										

HOPS. 1879.		POTATOES, (Irish.) 1879.		POTATOES, (Sweet.) 1879.		TOBACCO. 1879.		ORCHARDS—1879.						NURSERIES.		VINEYARDS.			MARKET GARDENS.	BEES—1879.		FOREST PRODUCTS.	
								APPLE.			PEACH.			Total value of orchard products of all kinds sold or consumed.									
Area.	Crop.	Area.	Crop.	Area.	Crop.	Area.	Crop.	Acres.	Bearing trees.	Bushels. 1879.	Acres.	Bearing trees.	Bushels. 1879.		Acres.	Value of produce sold in 1879.	Acres.	Grapes sold in 1879.	Wine made in 1879.	Value of produce sold in 1879.	Honey.	Wax.	Amount of wood cut in 1879.	Value of all forest products sold or consumed in 1879.
Acres.	Lbs.	Acres.	Bush.	Acres.	Bush.	Acres.	Lbs.	No.	No.	No.	No.	No.	No.	Dollars.	No.	Dollars.	No.	Lbs.	Galls.	Dollars.	Lbs.	Lbs.	Cords.	Dollars.
76	77	78	79	80	81	82	83	84	85	86	87	88	89	90	91	92	93	94	95	96	97	98	99	100
1			¼	30																			20	20
2			5	100				1															20	20
3			½	15																			10	10
4			¾	40																20			10	10
5																							10	10
6			1	80				2½	140	50				30									30	30
7			¼	30																				20
8			1	50				1½	15	25				15									30	30
9			2	75			½	100	2														20	20
10																								

Received July 30, 1880.

C.

Page No. 7
Supervisor's Dist: No. 7
Enumeration Dist: No. 139

NOTE A.—The light dotted perpendicular lines, which divide the spaces intended for numbers on this Schedule, are intended to separate the units, tens, &c., from each other, and the Enumerator should be careful that the figures are written within the small spaces so formed, thus: 7 | 4 , the units in the right-hand small spaces. 4 | 2 | 1 | 3 | 9

NOTE B.—Make an affirmative entry by a slanting line (thus /) in one of the three columns 2, 3, and 4, according as the fact is in the case of each farm—in column 2, if the occupier is the owner of the farm; in column 3, if he is the tenant at a fixed money rental; in column 4, if he conducts it for a share of the product.

NOTE C.—Enumerators will observe that there are 100 questions relating to each farm, which are arranged in four successive divisions of each schedule page.

SCHEDULE 2.—Productions of Agriculture in Camden Township in the County of Ray, State of Missouri

enumerated by me on the 7th day of June, 1880. James Black D.S.,
Enumerator.

OF THE PERSON WHO CONDUCTS THIS FARM.				ACRES OF LAND.				FARM VALUES.			FENCES.		LABOR.			GRASS LANDS.						
	TENURE.			IMPROVED.		UNIMPROVED.										ACREAGE 1879.		PRODUCTS HARVESTED IN 1879.				
THE NAME.	Owner.	Rents for fixed money rental.	Rents for shares of products.	Tilled, including fallow and grass in rotation, (whether pasture or meadow.)	Permanent meadows, permanent pastures, orchards, vineyards.	Woodland and forest.	Other unimproved, including "old fields" and growing wood.	Of farm, including land, fences, and buildings.	Of farming implements and machinery.	Of Live Stock.	Cost of building and repairing in 1879.	Cost of fertilizers purchased in 1879.	Amount paid for wages for farm labor during 1879, including value of board.	Weeks hired labor in 1879 upon farm (and dairy) excluding house-work.	Estimated value of all farm productions (sold, consumed, or on hand) for 1879.	Mown.	Not Mown.	Hay.	Clover Seed.	Grass Seed.	Horses of all ages on hand June 1, 1880.	Mules and Asses, all ages, on hand June 1, 1880.
				No.	No.	No.	No.	Dollars.	Dollars.	Dollars.	Dollars.	Dollars.	Dollars.	No.	Dollars.	Acres.	Acres.	Tons.	Bushels.	Bushels.	No.	No.
1	2	3	4	5	6	7	8	9	10	11	12	13	14	15	16	17	18	19	20	21	22	23
1 Mgonigal Richard			/	21				150	30	50	5				150						1	/
2 Davis Catharine	/			33		4		350	25	300					150						2	
3 Proctor David R.		/		27		13		200	25	88	45				20						2	
4 Burnett David R.			/	27		13		120	50	135	25				200						2	
5 Patterson Charles			/	8		32		144	30	250	12		13	3	100						3	
6 Brenan William	/			40		10		200	50	250	5		15	6	225						2	
7 Mason Henry	/			33		41		370	75	200	5		20	16	150						3	
8 Witty William W.			/	26		75		750	40	200					275						3	
9 Kirby Thomas F.	/			24		11		500	60	200	20				150						3	
10 Parks Martha	/			40		37		400	10	250					175						3	

NEAT CATTLE AND THEIR PRODUCTS.											SHEEP.									SWINE.	POULTRY ON HAND JUNE 1ST, 1880, EXCLUSIVE OF SPRING HATCHING.		EGGS PRODUCED IN 1879.
ON HAND JUNE 1, 1880.			MOVEMENT, 1879.									MOVEMENT, 1879.							CLIP, SPRING 1880, SHORN AND TO BE SHORN.					
			Cattle of all ages									Sheep and lambs											
Working oxen.	Milch cows.	Other.	Calves dropped.	Purchased.	Sold living.	Slaughtered.	Died, strayed, and stolen, and not recovered.	Milk sold, or sent to butter and cheese factories in 1879.	Butter made on the farm in 1879.	Cheese made on the farm in 1879.	On hand June 1, 1880.	Lambs dropped.	Purchased.	Sold living.	Slaughtered.	Killed by dogs.	Died of disease.	Died of stress of weather.	Fleeces.	Weight.	On hand June 1, 1880.	Barn-yard.	Other.	
No.	No.	No.	No.	No.	No.	No.	No.	Gallons.	Lbs.	Lbs.	No.	No.	No.	No.	No.	No.	No.	No.	No.	Lbs.	No.	No.	No.	Doz.
24	25	26	27	28	29	30	31	32	33	34	35	36	37	38	39	40	41	42	43	44	45	46	47	48
1																					3	30		20
2	4	1	2		6			80	200												10	24		312
3	1	1	1						15												13	43		20
4		1			1				3												8	28		104
5	1		1		6																19	23		
6	2		2	3	1		1		60												43	25		78
7	1		1						100												30	24		104
8	1				2				150												12	26		50
9	1		2		1				104												21	40		104
10	3		5	3					100												21	63		104

CEREALS.												PULSE.		FIBER.						SUGAR.						BROOM CORN. 1879.	
BARLEY. 1879.		BUCKWHEAT. 1879.		INDIAN CORN. 1879.		OATS. 1879.		RYE. 1879.		WHEAT. 1879.				FLAX—1879.				HEMP.		SORGHUM—1879.			MAPLE—1879.				
Area.	Crop.	Area.	Crop.	Area.	Crop.	Area.	Crop.	Area.	Crop.	Area.	Crop.	Canada Peas, (Dry.) in 1879.	Beans, (Dry.) in 1879.	Area in Crop.	Seed.	Straw.	Fiber.			Area in Crop.	Sugar.	Molasses.	Sugar.	Molasses.			
Acres.	Bush.	Acres.	Bush.	Acres.	Bush.	Acres.	Bush.	Acres.	Bush.	Acres.	Bush.	Bush.	Bush.	Acres.	Bush.	Tons.	Lbs.	Acs.	Tns.	Acres.	Lbs.	Galls.	Lbs.	Galls.	Acs.	Lbs.
49	50	51	52	53	54	55	56	57	58	59	60	61	62	63	64	65	66	67	68	69	70	71	72	73	74	75
1				18	750																					
2				30	750															½		19				
3				4	100								3													
4				25	1225															1		168				
5				8	375																					
6				30	750																					
7				35	950	5	75																			
8				26	1275																					
9				12	650																					
10				30	750	6	60													¼		25				

HOPS. 1879.		POTATOES, (Irish.) 1879.		POTATOES, (Sweet.) 1879.		TOBACCO. 1879.		ORCHARDS—1879.						NURSERIES.		VINEYARDS.			MARKET GARDENS.	BEES—1879.		FOREST PRODUCTS.	
								APPLE.			PEACH.												
Area.	Crop.	Area.	Crop.	Area.	Crop.	Area.	Crop.	Acres.	Bearing trees.	Bushels. 1879.	Acres.	Bearing trees.	Bushels. 1879.	Total value of orchard products of all kinds sold or consumed.	Acres.	Value of produce sold in 1879.	Acres.	Grapes sold in 1879.	Wine made in 1879.	Value of produce sold in 1879.	Honey.	Wax.	Amount of wood cut in 1879.	Value of all forest products sold or consumed in 1879.
Acres.	Lbs.	Acres.	Bush.	Acres.	Bush.	Acres.	Lbs.	No.	No.	No.	No.	No.	No.	Dollars.	No.	Dollars.	No.	Lbs.	Galls.	Dollars.	Lbs.	Lbs.	Cords.	Dollars.
76	77	78	79	80	81	82	83	84	85	86	87	88	89	90	91	92	93	94	95	96	97	98	99	100
1																							15	15
2		¾	15					1	20	5				3										50
3			5						1	1													10	8
4																								
5		¼	10																				10	10
6		½	70																		25			
7		¼	25																				35	35
8		1	100																				10	10
9		2	75																				3	10
10			6					1															8	28

D.

[7—306.]

Page No. 8
Supervisor's Dist: No. 7
Enumeration Dist: No. 139

NOTE A.—The light dotted perpendicular lines, which divide the spaces intended for numbers on this Schedule, are intended to separate the units, tens, &c., from each other, and the Enumerator should be careful that the figures are written within the small spaces so formed, thus: | 7 | 4 |, the units | 4 | 2 | 1 | in the right-hand small spaces. | 3 | 9 |

NOTE B.—Make an affirmative entry by a slanting line (thus /) in one of the three columns 2, 3, and 4, according as the fact is in the case of each farm—in column 2, if the occupier is the owner of the farm; in column 3, if he is the tenant at a fixed money rental; in column 4, if he conducts it for a share of the product.

NOTE C.—Enumerators will observe that there are 100 questions relating to each farm, which are arranged in four successive divisions of each schedule page.

SCHEDULE 2.—Productions of Agriculture in Camden Township in the County of Ray, State of Missouri

enumerated by me on the 7th day of June, 1880.

James Black Jr.
Enumerator.

OF THE PERSON WHO CONDUCTS THIS FARM.				ACRES OF LAND.				FARM VALUES.			FENCES.		LABOR.			GRASS LANDS.						
	TENURE.			IMPROVED.		UNIMPROVED.										ACREAGE 1879.		PRODUCTS HARVESTED IN 1879.				
THE NAME.	Owner.	Rents for fixed money rental.	Rents for shares of products.	Tilled, including fallow and grass in rotation. (whether pasture or meadow.)	Permanent meadows, permanent pastures, orchards, vineyards.	Woodland and forest.	Other unimproved, including "old fields" not growing wood.	Of farm, including land, fences, and buildings.	Of farming implements and machinery.	Of Live Stock.	Cost of building and repairing in 1879.	Cost of fertilizers purchased in 1879.	Amount paid for wages for farm labor during 1879, including value of board.	Weeks hired labor in 1879 upon farm (and dairy) excluding house-work.	Estimated value of all farm productions (sold, consumed, or on hand) for 1879.	Mown.	Not Mown.	Hay.	Clover Seed.	Grass Seed.	Horses of all ages on hand June 1, 1880.	Mules and Asses, all ages, on hand June 1, 1880.
				No.	No.	No.	No.	Dollars.	Dollars.	Dollars.	Dollars.	Dollars.	Dollars.	No.	Dollars.	Acres.	Acres.	Tons.	Bushels.	Bushels.	No.	No.
1	2	3	4	5	6	7	8	9	10	11	12	13	14	15	16	17	18	19	20	21	22	23
1 Hale John W.			/	12				96	15	130					75						1	2
2 Pefejoy Elias M.			/	23				161	20	100					125						2	
3 McMullen George			/	44				332	30	75					250						1	
4 Endecott James E.	/			150	50	37		2000	200	400	6				800						7	
5 Gentry William J.			/	60				720	30	250			15		400						4	
6 Bennett Alexander			/	14				140	10	220	3				150						2	
7 LeFevre John S.			/	18				200		50	10		5		225						1	
8 Jackson Jasper N.			/	18		10		200	50	250	10				400						3	1
9 Hoziple Daniel	/			75	4	120		1400	250	500	10		175		650						4	1
10 Miller John F.		/		11		7		100	25	150					75						4	1

NEAT CATTLE AND THEIR PRODUCTS.											SHEEP.										SWINE.	POULTRY ON HAND JUNE 1ST, 1880, EXCLUSIVE OF SPRING HATCHING.		EGGS PRODUCED IN 1879.
ON HAND JUNE 1, 1880.			MOVEMENT, 1879.									MOVEMENT, 1879.							CLIP, SPRING 1880, SHORN AND TO BE SHORN.						
			Cattle of all ages									Sheep and lambs												
Working oxen.	Milch cows.	Other.	Calves dropped	Purchased.	Sold living.	Slaughtered.	Died, strayed, and stolen, and not recovered.	Milk sold, or sent to butter and cheese factories in 1879.	Butter made on the farm in 1879.	Cheese made on the farm in 1879.	On hand June 1, 1880.	Lambs dropped.	Purchased.	Sold living.	Slaughtered.	Killed by dogs.	Died of disease.	Died of stress of weather.	Fleeces.	Weight.	On hand June 1, 1880.	Barn-yard.	Other.	
No.	No.	No.	No.	No.	No.	No.	No.	Gallons.	Lbs.	Lbs.	No.	No.	No.	No.	No.	No.	No.	No.	No.	Lbs.	No.	No.	No.	Doz.
24	25	26	27	28	29	30	31	32	33	34	35	36	37	38	39	40	41	42	43	44	45	46	47	48
1					1																2	11		10
2	2	1				1				20	10	4		5					6	26	12	66		150
3										50											25	35		50
4	2			2						50	12	3						3	9	50	46	24		50
5	2						1			150											25	30		100
6																					10	9		8
7	1									100											5	24		75
8	3	3		2						100											32	24		78
9	4	26		4		3				150											39	48		156
10	1									20											7	18		30

CEREALS.										PULSE.		FIBER.						SUGAR.					BROOM CORN.	
BARLEY. 1879.		BUCKWHEAT. 1879.		INDIAN CORN. 1879.		OATS. 1879.		RYE. 1879.		WHEAT. 1879.			FLAX—1879.			HEMP.		SORGHUM—1879.			MAPLE—1879.			
Area.	Crop.	Area.	Crop.	Area.	Crop.	Area.	Crop.	Area.	Crop.	Area.	Crop.	Canada Peas. (Dry.) in 1879.	Indian (Dry.) in 1879.	Area in Crop.	Seed.	Straw.	Fiber.	Area.	Crop.		Area in Crop.	Sugar.	Molasses.	Sugar.	Molasses.		
Acres.	Bush.	Acres.	Bush.	Acres.	Bush.	Acres.	Bush.	Acres.	Bush.	Acres.	Bush.	Bush.	Bush.	Acres.	Bush.	Tons.	Lbs.	Acres.	Lbs.	Galls.	Lbs.	Galls.	Acs.	Lbs.
49	50	51	52	53	54	55	56	57	58	59	60	61	62	63	64	65	66	67	68	69	70	71	72	73	74	75
				13	365																					
				20	500	10	100																			
				30	1200	3	45																			
				7	350																					
				35	1750					16	258									1		68				
				14	715																					
				12	1000															2		50				
				20	1000					18	190															
				30	1050	4	80			38	400															
				11	255																					

HOPS. 1879.		POTATOES, (Irish.) 1879.		POTATOES, (Sweet.) 1879.		TOBACCO. 1879.		ORCHARDS—1879.						NURSERIES.		VINEYARDS.			MARKET GARDENS.	BEES—1879.		FOREST PRODUCTS.	
								APPLE.			PEACH.												
Area.	Crop.	Area.	Crop.	Area.	Crop.	Area.	Crop.	Acres.	Bearing trees.	Bushels. 1879.	Acres.	Bearing trees.	Bushels. 1879.	Total value of orchard products of all kinds sold or consumed.	Acres.	Value of produce sold in 1879.	Acres.	Grapes sold in 1879.	Wine made in 1879.	Value of produce sold in 1879.	Honey.	Wax.	Amount of wood cut in 1879.	Value of all forest products sold or consumed in 1879.
Acres.	Lbs.	Acres.	Bush.	Acres.	Bush.	Acres.	Lbs.	No.	No.	No.	No.	No.	No.	Dollars.	No.	Dollars.	No.	Lbs.	Galls.	Dollars.	Lbs.	Lbs.	Cords.	Dollars.
76	77	78	79	80	81	82	83	84	85	86	87	88	89	90	91	92	93	94	95	96	97	98	99	100
			5																					15
			5																					15
			10		15			1½	15															10
		1	10																					10
		¾	15																					30
			10		4																			20
			9		6																			20
								1	49															10
			4					1	30															10

B

[7–306.]

Received July 30, 1880. A.

Page No. 9
Supervisor's Dist: No. 7
Enumeration Dist: No. 139

NOTE A.—The light dotted perpendicular lines, which divide the spaces intended for numbers on this Schedule, are intended to separate the units, tens, &c., from each other, and the Enumerator should be careful that the figures are written within the small spaces so formed, thus: 7 4 | 4 2 1 | 3 9, the units in the right-hand small spaces.

NOTE B.—Make an affirmative entry by a slanting line (thus /) in one of the three columns 2, 3, and 4, according as the fact is in the case of each farm—in column 2, if the occupier is the owner of the farm; in column 3, if he is the tenant at a fixed money rental; in column 4, if he conducts it for a share of the product.

NOTE C.—Enumerators will observe that there are 100 questions relating to each farm, which are arranged in four successive divisions of each schedule page.

SCHEDULE 2.—Productions of Agriculture in Camden Township in the County of Ray, State of Missouri

enumerated by me on the 8th day of June, 1880. James Black Jr., *Enumerator.*

OF THE PERSON WHO CONDUCTS THIS FARM.				ACRES OF LAND.				FARM VALUES.			FENCES.		LABOR.			GRASS LANDS.						
	TENURE.			IMPROVED.		UNIMPROVED.										ACREAGE 1879.		PRODUCTS HARVESTED IN 1879.				
THE NAME.	Owner.	Rents for fixed money rental.	Rents for shares of products.	Tilled, including fallow and grass in rotation, (whether pasture or meadow.)	Permanent meadows, permanent pastures, orchards, vineyards.	Woodland and forest.	Other unimproved, including "old fields" not growing wood.	Of farm, including land, fences, and buildings.	Of farming implements and machinery.	Of Live Stock.	Cost of building and repairing in 1879.	Cost of fertilizers purchased in 1879.	Amount paid for wages for farm labor during 1879, including value of board.	Weeks hired labor in 1879 upon farm (and dairy) excluding house-work.	Estimated value of all farm productions (sold, consumed, or on hand) for 1879.	Mown.	Not Mown.	Hay.	Clover Seed.	Grass Seed.	Horses of all ages on hand June 1, 1880.	Mules and Asses, all ages, on hand June 1, 1880.
				No.	No.	No.	No.	Dollars.	Dollars.	Dollars.	Dollars.	Dollars.	Dollars.	No.	Dollars.	Acres.	Acres.	Tons.	Bushels.	Bushels.	No.	No.
1	2	3	4	5	6	7	8	9	10	11	12	13	14	15	16	17	18	19	20	21	22	23
1 Parvatar James H.	/			12		4		125	15	45	25				50						1	
2 Keiple Noah	/			30	10			400	30	215			10		160						1	1
3 Clark Mary J	/			13				80		75					25						1	
4 Thomas Zacariah			/	15						250					175						1	3
5 Sutton Thaddeus W.	/			180	60	400		2000	800	500			2000	52	600						4	2
6 Youngblood John	/			70	40			1200	250	500	15		175	52	850						1	
7 Miller Robert Jr.		/	X	54				324	30	530					225						2	
8 Martin Julius		/		20		10		400	25	150	25				75						2	
9 Elst Frederick	/			23		17		300	25	275					250						3	
10 Creason Pearlee	/			40				750	75	325	25		70		300							2

NEAT CATTLE AND THEIR PRODUCTS.

ON HAND JUNE 1, 1880.			MOVEMENT, 1879.							
			Cattle of all ages					Milk sold or sent to hot tea and cheese factories in 1879.	Butter made on the farm in 1879.	Cheese made on the farm in 1879.
Working oxen.	Milch cows.	Other.	Calves dropped.	Purchased.	Sold living.	Slaughtered.	Died, strayed, and lost, and not recovered.			
No.	No.	No.	No.	No.	No.	No.	No.	Gallons.	Lbs.	Lbs.
24	25	26	27	28	29	30	31	32	33	34
	1		1	1					15	
	4	1	3						104	
	3		3	2			2		100	
	1		1							
6	4	4	4	2	4		1		75	
	5	2	6		7				150	
	1	1	1							
	1	2	1						50	
	3			1	1		1		52	
	1	2	1		3				150	

SHEEP.

On hand June 1, 1880.	MOVEMENT, 1879.							CLIP, SPRING 1880, SHORN AND TO BE SHORN.		SWINE.	POULTRY ON HAND JUNE 1ST, 1880, EXCLUSIVE OF SPRING HATCHING.		EGGS RAISED IN 1879.
	Lambs dropped.	Sheep and lambs						Fleeces.	Weight.	On hand June 1, 1880.	Barnyard.	Other.	
		Purchased.	Sold living.	Slaughtered	Killed by dogs.	Died of disease.	Died of stress of weather.						
No.	No.	No.	No.	No.	No.	No.	No.	No.	Lbs.	No.	No.	No.	Doz.
35	36	37	38	39	40	41	42	43	44	45	46	47	48
										11	24		30
										26	15		25
										30	12		30
										30	36		50
										75	35		35
										40	24		50
										22	24		60
										35	36		104
										35	20		20
										26	100		250

GEREALS.

BARLEY. 1879.		BUCKWHEAT. 1879.		INDIAN CORN. 1879.		OATS. 1879.		RYE. 1879.		WHEAT. 1879.	
Area.	Crop.	Area.	Crop.	Area.	Crop.	Area.	Crop.	Area.	Crop.	Area.	Crop.
Acres.	Bush.	Acres.	Bush.	Acres.	Bush.	Acres.	Bush.	Acres.	Bush.	Acres.	Bush.
49	50	51	52	53	54	55	56	57	58	59	60
				12	250						
				25	750	2	30				
				13	300						
				15	600						
				90	1000	5	353			37	400
						10	250			50	800
				40	1000						
				11	300						
				22	880					6	87
				25	750					14	235

PULSE.		FIBER.						SUGAR.					BROOM CORN. 1879.	
		FLAX—1879.				HEMP.		SORGHUM—1879.			MAPLE—1879.			
Cowpeas, Peas, (Dry), in 1879.	Beans, (Dry,) in 1879.	Area in Crop.	Seed.	Straw.	Fiber.			Area in Crop.	Sugar.	Molasses.	Sugar.	Molasses.		
Bush.	Bush.	Acres.	Bush.	Tons.	Lbs.	Acs.	Tns.	Acres.	Lbs.	Galls.	Lbs.	Galls.	Acs.	Lbs.
61	62	63	64	65	66	67	68	69	70	71	72	73	74	75
								1/4		10				

HOPS. 1879.		POTATOES, (Irish.) 1879.		POTATOES, (Sweet.) 1879.		TOBACCO. 1879.		ORCHARDS—1879.					NURSERIES.		VINEYARDS.			MARKET GARDENS.	BEES—1879.		FOREST PRODUCTS.	
								APPLE.			PEACH.											
Area.	Crop.	Area.	Crop.	Area.	Crop.	Area.	Crop.	Acres.	Bearing trees.	Bushels, 1879.	Acres.	Bearing trees.	Bushels, 1879.	Total value of orchard products of all kinds sold or consumed.	Acres.	Value of produce sold in 1879.	Acres.	Grapes sold in 1879.	Wine made in 1879.	Value of produce sold in 1879.	Honey.	Wax.	Amount of wood cut in 1879.	Value of all forest products sold or consumed in 1879.
Acres.	Lbs.	Acres.	Bush.	Acres.	Bush.	Acres.	Lbs.	No.	No.	No.	No.	No.	No.	Dollars.	No.	Dollars.	No.	Lbs.	Galls.	Dollars.	Lbs.	Lbs.	Cords.	Dollars.
76	77	78	79	80	81	82	83	84	85	86	87	88	89	90	91	92	93	94	95	96	97	98	99	100
		1/4	15																					5
			6					1	30															20
			10																					20
																							26	80
																								15
																								10
																								10
				5																				10
								1/2																

B.

[7—306.]

Page No. 10
Supervisor's Dist: No. 7
Enumeration Dist: No. 139

NOTE A.—The light dotted perpendicular lines, which divide the spaces intended for numbers on this Schedule, are intended to separate the units, tens, &c., from each other, and the Enumerator should be careful that the figures are written within the small spaces so formed, thus: 7|4, the units in the right-hand small spaces. 4|2|1 3|9

NOTE B.—Make an affirmative entry by a slanting line (thus /) in one of the three columns 2, 3, and 4, according as the fact is in the case of each farm—in column 2, if the occupier is the owner of the farm; in column 3, if he is the tenant at a fixed money rental; in column 4, if he conducts it for a share of the product.

NOTE C.—Enumerators will observe that there are 100 questions relating to each farm, which are arranged in four successive divisions of each schedule page.

SCHEDULE 2.—Productions of Agriculture in Camden Township in the County of Ray, State of Missouri

enumerated by me on the 9th day of June, 1880. James Black Jr, Enumerator.

OF THE PERSON WHO CONDUCTS THIS FARM.				ACRES OF LAND.				FARM VALUES.			FENCES.		LABOR.			GRASS LANDS.						
	TENURE.			IMPROVED.		UNIMPROVED.										ACREAGE 1879.		PRODUCTS HARVESTED IN 1879.				
THE NAME.	Owner.	Rents for fixed money rental.	Rents for shares of products.	Tilled, including fallow and grass in rotation, (whether pasture or meadow.)	Permanent meadows, permanent pasture or hards, vineyards.	Woodland and forest.	Other unimproved, including "old fields" not growing wood.	Of farm, including land, fences, and buildings.	Of farming implements and machinery.	Of Live Stock.	Cost of building and repairing in 1879.	Cost of fertilizers purchased in 1879.	Amount paid for wages for farm labor during 1879, including value of board.	Weeks hired labor in 1879 upon farm (and dairy) excluding house-work.	Estimated value of all farm productions (sold, consumed, or on hand) for 1879.	Mown.	Not Mown.	Hay.	Clover Seed.	Grass Seed.	Horses of all ages on hand June 1, 1880.	Mules and Asses, all ages, on hand June 1, 1880.
				No.	No.	No.	No.	Dollars.	Dollars.	Dollars.	Dollars.	Dollars.	Dollars.	No.	Dollars.	Acres.	Acres.	Tons.	Bushels.	Bushels.	No.	No.
1	2	3	4	5	6	7	8	9	10	11	12	13	14	15	16	17	18	19	20	21	22	23
1 Loyd William	/			39		1		240							90							
2 Kennedy John M			/	10		5		100	10	30											2	
3 Easky Simpson	/			15		25		200	10	175					125						2	
4 Hendrick Henry J.			/	15				120	5	100					125						3	
5 Mansell Zacarith			/	28				200	20	150					350						3	
6 Cacobs Willis			/	27				200	25	150					225						2	
7 Winsor William			/	18				150	75	150					150						2	
8 Mc Mollen Rezin	/			40		25		500		75					300							
9 Mc Daniel Isaac			/	12				100	5	50					100						1	
10																						

NEAT CATTLE AND THEIR PRODUCTS.											SHEEP.									SWINE.	POULTRY ON HAND JUNE 1ST, 1880, EXCLUSIVE OF SPRING HATCHING.		
ON HAND JUNE 1, 1880.			MOVEMENT, 1879.									MOVEMENT, 1879.							CLIP, SPRING 1880, SHORN AND TO BE SHORN.					
				Cattle of all ages								Sheep and lambs											
Working oxen.	Milch cows.	Other.	Calves dropped.	Purchased.	Sold living.	Slaughtered.	Died, strayed, and stolen, and not recovered.	Milk sold, or sent to butter and cheese factories in 1879.	Butter made on the farm in 1879.	Cheese made on the farm in 1879.	On hand June 1, 1880.	Lambs dropped.	Purchased.	Sold living.	Slaughtered.	Killed by dogs.	Died of disease.	Died of stress of weather.	Fleeces.	Weight.	On hand June 1, 1880.	Barn-yard.	Other.	Eggs produced in 1879.
No.	No.	No.	No.	No.	No.	No.	No.	Gallons.	Lbs.	Lbs.	No.	No.	No.	No.	No.	No.	No.	No.	No.	Lbs.	No.	No.	No.	Doz.
24	25	26	27	28	29	30	31	32	33	34	35	36	37	38	39	40	41	42	43	44	45	46	47	48
1																						36		78
2	1		1																		20			
3	3		2		2				104		18						1		18	94	13	54		100
4					1																25	14		30
5	1		1																		17	18		30
6	1		1		1		1		150		22			14		10			15	32	17	53		156
7	1		1						30												20	36		75
8	3				3				50												8	30		100
9	1																				2	29		50
10																								

CEREALS.										PULSE.		FIBER.						SUGAR.					BROOM CORN.	
BARLEY. 1879.		BUCKWHEAT. 1879.		INDIAN CORN. 1879.		OATS. 1879.		RYE. 1879.		WHEAT. 1879.		Canada Peas, (Dry,) in 1879.	Beans, (Dry,) in 1879.	FLAX—1879.				HEMP.		SORGHUM—1879.		MAPLE—1879.			
Area.	Crop.	Area.	Crop.	Area.	Crop.	Area.	Crop.	Area.	Crop.	Area.	Crop.			Area in Crop.	Seed.	Straw.	Fiber.			Area in Crop.	Sugar.	Molasses.	Sugar.	Molasses.		
Acres.	Bush.	Acres.	Bush.	Acres.	Bush.	Acres.	Bush.	Acres.	Bush.	Acres.	Bush.	Bush.	Bush.	Acres.	Bush.	Tons.	Lbs.	Acs.	Tns.	Acres.	Lbs.	Galls.	Lbs.	Galls.	Acs.	Lbs.
49	50	51	52	53	54	55	56	57	58	59	60	61	62	63	64	65	66	67	68	69	70	71	72	73	74	75
1																										
2																										
3				14	560															1		70				
4				15	500															1		30				
5				20	750							15	215							1		120				
6				22	1000																					
7				18	750																					
8				40	1600																					
9				12	500																					
10																										

HOPS. 1879.		POTATOES, (Irish.) 1879.		POTATOES, (Sweet.) 1879.		TOBACCO. 1879.		ORCHARDS—1879.						NURSERIES.		VINEYARDS.			MARKET GARDENS.	BEES—1879.		FOREST PRODUCTS.	
								APPLE.			PEACH.												
Area.	Crop.	Area.	Crop.	Area.	Crop.	Area.	Crop.	Acres.	Bearing trees.	Bushels. 1879.	Acres.	Bearing trees.	Bushels. 1879.	Total value of orchard products of all kinds sold or consumed.	Acres.	Value of produce sold in 1879.	Acres.	Grapes sold in 1879.	Wine made in 1879.	Value of produce sold in 1879.	Honey.	Wax.	Amount of wood cut in 1879.	Value of all forest products sold or consumed in 1879.
Acres.	Lbs.	Acres.	Bush.	Acres.	Bush.	Acres.	Lbs.	No.	No.	No.	No.	No.	No.	Dollars.	No.	Dollars.	No.	Lbs.	Galls.	Dollars.	Lbs.	Lbs.	Cords.	Dollars.
76	77	78	79	80	81	82	83	84	85	86	87	88	89	90	91	92	93	94	95	96	97	98	99	100
1																								
2																								
3		½	30					1																10
4																								8
5		1	100																					8
6																								10
7																								10
8																								10
9																								10
10																								

Received July 30, 1880.

C.

Page No. 11
Supervisor's Dist: No. 7
Enumeration Dist: No. 139

NOTE A.—The light dotted perpendicular lines, which divide the spaces intended for numbers on this Schedule, are intended to separate the units, tens, &c., from each other, and the Enumerator should be careful that the figures are written within the small spaces so formed, thus: 74, the units in the right-hand small spaces. 421, 39.

NOTE B.—Make an affirmative entry by a slanting line (thus /) in one of the three columns 2, 3, and 4, according as the fact is in the case of each farm—in column 2, if the occupier is the owner of the farm; in column 3, if he is the tenant at a fixed money rental; in column 4, if he conducts it for a share of the product.

NOTE C.—Enumerators will observe that there are 100 questions relating to each farm, which are arranged in four successive divisions of each schedule page.

SCHEDULE 2.—Productions of Agriculture in Camden Township in the County of Ray, State of Missouri

enumerated by me on the 10th day of June, 1880. James Black Jr.
Enumerator.

OF THE PERSON WHO CONDUCTS THIS FARM.				ACRES OF LAND.				FARM VALUES.			FENCES.		LABOR.			GRASS LANDS.						
	TENURE.			IMPROVED.		UNIMPROVED.										ACREAGE 1879.		PRODUCTS HARVESTED IN 1879.				
THE NAME.	Owner.	Rents for fixed money rental.	Rents for shares of products.	Tilled, including fallow and grass in rotation. (whether pasture or meadow.)	Permanent meadows, permanent pastures, orchards, vineyards.	Woodland and forest.	Other unimproved, including "old fields" and growing wood.	Of farm, including land, fences, and buildings.	Of farming implements and machinery.	Of Live Stock.	Cost of building and repairing in 1879.	Cost of fertilizers purchased in 1879.	Amount paid for wages for farm labor during 1879, including value of board.	Weeks hired labor in 1879 upon farm (and dairy) excluding house-work.	Estimated value of all farm productions (sold, consumed, or on hand) for 1879.	Mown.	Not Mown.	Hay.	Clover Seed.	Grass Seed.	Horses of all ages on hand June 1, 1880.	Mules and Asses, all ages, on hand June 1, 1880.
	No.	No.	No.	No.	No.	No.	No.	Dollars.	Dollars.	Dollars.	Dollars.	Dollars.	Dollars.	No.	Dollars.	Acres.	Acres.	Tons.	Bushels.	Bushels.	No.	No.
1	2	3	4	5	6	7	8	9	10	11	12	13	14	15	16	17	18	19	20	21	22	23
1 Vandiver James	/			50		40		700	175	425	10		15	2	425						3	2
2 Artman William	/			20		20		400	25	250	15		20	2	225						3	
3 Agnew John	/			18		18		600	45	140					200						2	
4 Thurman Pleasant	/			80		35		1300	400	550	50		150	25	950						2	2
5 Artman James & Harvey	/			50	10	20		2475	30	225	50				200	3		1			4	
6 Artman William	/			23	15			600	30	175					175						3	
7 Hale Joseph L.			/	95		25		1300	90	500	25				850						6	
8 Wilson William			/	15				150	25	160	5				125						2	
9 McKay Catharine	/			30		20		1200	200	250	20		50	12	275						3	
10 Offutt Jessie 108	/			40		90		500	60	250			30								2	1

NEAT CATTLE AND THEIR PRODUCTS.												SHEEP.										SWINE.	POULTRY ON HAND JUNE 1ST, 1880, EXCLUSIVE OF SPRING HATCHING.		
ON HAND JUNE 1, 1880.			MOVEMENT, 1879.									ON HAND JUNE 1, 1880.	MOVEMENT, 1879.							CLIP, SPRING 1880, SHORN AND TO BE SHORN.						
			Cattle of all ages					Milk sold, or sent to fac-tories and cheese factories in 1879.	Butter made on the farm in 1879.	Cheese made on the farm in 1879.			Sheep and lambs													
Working oxen.	Milch cows.	Other.	Calves dropped.	Purchased.	Sold living.	Slaughtered.	Died, strayed, and stolen, and not recovered.						Lambs dropped.	Purchased.	Sold living.	Slaughtered.	Killed by dogs.	Died of disease.	Died of stress of weather.	Fleeces.	Weight.	On hand June 1, 1880.	Barn-yard.	Other.	Eggs produced in 1879.
No.	No.	No.	No.	No.	No.	No.	No.	Gallons.	Lbs.	Lbs.	No.	No.	No.	No.	No.	No.	No.	No.	No.	No.	Lbs.	No.	No.	No.	Doz.
24	25	26	27	28	29	30	31	32	33	34	35	36	37	38	39	40	41	42	43	44	45	46	47	48	
1	4		4		7				104		4	4	4						4	30	61	36		136	1
2	3	2	3						30		10						2		10	40	29	24		100	2
3	1		1		3				50												10	18		40	3
4	4	3	3						150												65	30		100	4
5	2	1	3	1					50												15	12		20	5
6	2	2			2		1		78		5	2							5	25	30	50		150	6
7	3		4		4				50												70	45		100	7
8	1		1						12												7	24		52	8
9	2		2						104												40	34		100	9
10		2									14	3		4					18	65	31	36		90	10

CEREALS.												PULSE.		FIBER.						SUGAR.						BROOM CORN.	
BARLEY. 1879.		BUCKWHEAT. 1879.		INDIAN CORN. 1879.		OATS. 1879.		RYE. 1879.		WHEAT. 1879.		Canada Peas. (Dry.) in 1879.	Beans. (Dry.) in 1879.	FLAX—1879.				HEMP.		SORGHUM—1879.			MAPLE—1879.				
Area.	Crop.	Area.	Crop.	Area.	Crop.	Area.	Crop.	Area.	Crop.	Area.	Crop.			Area in Crop.	Seed.	Straw.	Fiber.			Area in Crop.	Sugar.	Molasses.	Sugar.	Molasses.			
Acres.	Bush.	Acres.	Bush.	Acres.	Bush.	Acres.	Bush.	Acres.	Bush.	Acres.	Bush.	Bush.	Bush.	Acres.	Bush.	Tons.	Lbs.	Acs.	Tns.	Acres.	Lbs.	Galls.	Lbs.	Galls.	Acs.	Lbs.	
49	50	51	52	53	54	55	56	57	58	59	60	61	62	63	64	65	66	67	68	69	70	71	72	73	74	75	
1				30	1000	4	80			12	216																1
2				12	500					8	100									½		40					2
3				25	1000	1	15																				3
4				37	1665	3	120			40	600																4
5				28	1000																						5
6				30	1200					8	40																6
7				55	1750	10	300			40	497									½		30					7
8				25	625	2	40													½		25					8
9				14	560	9	325			5	135									¼		40					9
10				16	570	5	100			9	16																10

HOPS. 1879.		POTATOES, (Irish.) 1879.		POTATOES, (Sweet.) 1879.		TOBACCO. 1879.		ORCHARDS—1879.					NURSERIES.		VINEYARDS.			MARKET GARDENS.	BEES—1879.		FOREST PRODUCTS.	
								APPLE.			PEACH.											
Area.	Crop.	Area.	Crop.	Area.	Crop.	Area.	Crop.	Acres.	Bearing trees.	Bushels. 1879.	Acres.	Bearing trees.	Bushels. 1879.	Total value of orchard products of all kinds sold or consumed.	Acres.	Value of produce sold in 1879.	Acres.	Grapes sold in 1879.	Wine made in 1879.	Value of produce sold in 1879.	Honey.	Wax.	Amount of wood cut in 1879.	Value of all forest products sold or consumed in 1879.
Acres.	Lbs.	Acres.	Bush.	Acres.	Bush.	Acres.	Lbs.	No.	No.	No.	No.	No.	No.	Dollars.	No.	Dollars.	No.	Lbs.	Galls.	Dollars.	Lbs.	Lbs.	Cords.	Dollars.
76	77	78	79	80	81	82	83	84	85	86	87	88	89	90	91	92	93	94	95	96	97	98	99	100
1			10					2																10
2								1																10
3								1	12	5				2										10
4		½	15					1																10
5								½	16	30				10										10
6			15																					10
7			5					2	25															15
8			10																					8
9		¼	12					1																10
10			8																					10

D.

[7–306.]

Page No. 12
Supervisor's Dist: No. 7
Enumeration Dist: No. 139

NOTE A.—The light dotted perpendicular lines, which divide the spaces intended for numbers on this Schedule, are intended to separate the units, tens, &c., from each other, and the Enumerator should be careful that the figures are written within the small spaces so formed, thus: | 7 4 |, the units | 4 2 1 | in the right-hand small spaces. | 3 9 |

NOTE B.—Make an affirmative entry by a slanting line (thus /) in one of the three columns 2, 3, and 4, according as the fact is in the case of each farm—in column 2, if the occupier is the owner of the farm; in column 3, if he is the tenant at a fixed money rental; in column 4, if he conducts it for a share of the product.

NOTE C.—Enumerators will observe that there are 100 questions relating to each farm, which are arranged in four successive divisions of each schedule page.

SCHEDULE 2.—Productions of Agriculture in Camden Township in the County of Ray, State of Missouri

enumerated by me on the 10th day of June, 1880. James Black Jr., *Enumerator.*

OF THE PERSON WHO CONDUCTS THIS FARM.				ACRES OF LAND.				FARM VALUES.			FENCES.		LABOR.			GRASS LANDS.						
	TENURE.			IMPROVED.		UNIMPROVED.										ACREAGE 1879.		PRODUCTS HARVESTED IN 1879.				
THE NAME.	Owner.	Rents for fixed money rental.	Rents for shares of products.	Tilled, including fallow and grass in rotation, (whatever pasture or meadow.)	Permanent meadows, permanent pastures, orchards, vineyards.	Woodland and forest.	Other unimproved, including "old fields" not growing wood.	Of farm, including land, fences, and buildings.	Of farming implements and machinery.	Of Live Stock.	Cost of building and repairing in 1879.	Cost of fertilizers purchased in 1879.	Amount paid for wages for farm labor during 1879, including value of board.	Weeks hired labor in 1879 upon farm (and dairy) excluding house-work.	Estimated value of all farm productions sold, consumed, or on hand, for 1879.	Mown.	Not Mown.	Hay.	Clover Seed.	Grass Seed.	Horses of all ages on hand June 1, 1880.	Mules and Asses, all ages, on hand June 1, 1880.
				No.	No.	No.	No.	Dollars.	Dollars.	Dollars.	Dollars.	Dollars.	Dollars.	No.	Dollars.	Acres.	Acres.	Tons.	Bushels.	Bushels.	No.	No.
1	2	3	4	5	6	7	8	9	10	11	12	13	14	15	16	17	18	19	20	21	22	23
1 Vineyard James H.			/	35		7		255	8	50					105						1	
2 Hardin William Sr.			/	45	15			300	15	300					175						1	
3 Powles Lenhegt	/			40	14			270	75	700	25		100	15	650						4	
4 Allen Reuben	/			150		50		1200	50	450			100	20	600						3	2
5 Weigle John P.	/			40				200	75	250	40		8	2	175						2	
6 Williams Mary	/			50	45			1000	100	400	50		125	20	175						6	
7 Noland William H.	/			35	5			400	25	275	25		50	3	500							2
8 Brandhurst Jacob C.		/		20				200	30	225					175						1	1
9 Halligan Robt B.	/			30	20			320	50	200	10		40	3	200						1	1
10 Halligan John				30				300	50	150					225							2

NEAT CATTLE AND THEIR PRODUCTS.												SHEEP.										SWINE.			POULTRY ON HAND JUNE 1ST, 1880, EXCLUSIVE OF SPRING HATCHING.		
ON HAND JUNE 1, 1880.			MOVEMENT, 1879.									ON HAND JUNE 1, 1880.	MOVEMENT, 1879.							CLIP, SPRING 1880, SHORN AND TO BE SHORN.								
			Cattle of all ages					Milk sold, or sent to butter and cheese factories in 1879.	Butter made on the farm in 1879.	Cheese made on the farm in 1879.			Sheep and lambs															
Working oxen.	Milch cows.	Other.	Calves dropped.	Purchased.	Sold living.	Slaughtered.	Died, strayed, and all lost, and not recovered.					Lambs dropped.	Purchased.	Sold living.	Slaughtered.	Killed by dogs.	Died of disease.	Died of stress of weather.		Fleeces.	Weight.	On hand June 1, 1880.	Barn-yard.	Other.	Eggs produced in 1879.		
No.	No.	No.	No.	No.	No.	No.	No.	Gallons.	Lbs.	Lbs.		No.	No.	No.	No.	No.	No.	No.		No.	Lbs.	No.	No.	No.	Doz.		
24	25	26	27	28	29	30	31	32	33	34		35	36	37	38	39	40	41	42	43	44	45	46	47	48		
1	1		3	1								5	1							5	8	11	32		40		1
2	2				3				150														26		75		2
3	9	28	8	11			1		200			18	7		10		5	3		11	44	49	40		104		3
4	4	2	2		7		1		156			14	11							14	70	40	24		78		4
5	2		2						100													8	20		50		5
6	4	3	3	1	1				104													35	75		130		6
7	1	3	1						100													25	48		90		7
8	1		1																			20	9		15		8
9	2		2						50													3	24		73		9
10																											10

CEREALS.												PULSE.		FIBER.						SUGAR.						BROOM CORN.	
BARLEY. 1879.		BUCKWHEAT. 1879.		INDIAN CORN. 1879.		OATS. 1879.		RYE. 1879.		WHEAT. 1879.				FLAX—1879.				HEMP.		SORGHUM—1879.			MAPLE—1879.			1879.	
Area.	Crop.	Area.	Crop.	Area.	Crop.	Area.	Crop.	Area.	Crop.	Area.	Crop.	Canada Peas. (Dirty.) in 1879.	Beans. (Dirty.) in 1879.	Area in Crop.	Seed.	Straw.	Fiber.			Area in Crop.	Sugar.	Molasses.	Sugar.	Molasses.			
Acres.	Bush.	Acres.	Bush.	Acres.	Bush.	Acres.	Bush.	Acres.	Bush.	Acres.	Bush.	Bush.	Bush.	Acres.	Bush.	Tons.	Lbs.	Acs.	Tns.	Acres.	Lbs.	Galls.	Lbs.	Galls.		Acs.	Lbs.
49	50	51	52	53	54	55	56	57	58	59	60	61	62	63	64	65	66	67	68	69	70	71	72	73		74	75
				10	250					6	56											20					
				20	800															1/2							
				22	980	10	175			33	450	1															
				70	2800	3	60															25					
				20	850																						
				20	800																						
				30	1000					20	300																
				20	800																						
				20	800	1/2	35			14	30																
				30	1200																						

HOPS. 1879.		POTATOES, (Irish.) 1879.		POTATOES, (Sweet.) 1879.		TOBACCO. 1879.		ORCHARDS—1879.							NURSERIES.		VINEYARDS.			MARKET GARDENS.	BEES—1879.		FOREST PRODUCTS.	
								APPLE.			PEACH.													
Area.	Crop.	Area.	Crop.	Area.	Crop.	Area.	Crop.	Acres.	Bearing trees.	Bushels. 1879.	Acres.	Bearing trees.	Bushels. 1879.	Total value of orchard products of all kinds sold or consumed.	Acres.	Value of produce sold in 1879.	Acres.	Grapes sold in 1879.	Wine made in 1879.	Value of produce sold in 1879.	Honey.	Wax.	Amount of wood cut in 1879.	Value of all forest products sold or consumed in 1879.
Acres.	Lbs.	Acres.	Bush.	Acres.	Bush.	Acres.	Lbs.	No.	No.	No.	No.	No.	No.	Dollars.	No.	Dollars.	No.	Lbs.	Galls.	Dollars.	Lbs.	Lbs.	Cords.	Dollars.
76	77	78	79	80	81	82	83	84	85	86	87	88	89	90	91	92	93	94	95	96	97	98	99	100
			10																					10
																								12
		1/2	30																					10
			5					2																15
		1/2	6																					8
			5					3	40	70				30										10
			3					1															30	50
								5	35	30				15										10

[7–306.]

Received July 30, 1880. A.

Page No. 13
Supervisor's Dist: No. 7
Enumeration Dist: No. 139

NOTE A.—The light dotted perpendicular lines, which divide the spaces intended for numbers on this Schedule, are intended to separate the units, tens, &c., from each other, and the Enumerator should be careful that the figures are written within the small spaces so formed, thus: 741, the units in the right-hand small spaces. 421 39

NOTE B.—Make an affirmative entry by a slanting line (thus /) in one of the three columns 2, 3, and 4, according as the fact is in the case of each farm—in column 2, if the occupier is the owner of the farm; in column 3, if he is the tenant at a fixed money rental; in column 4, if he conducts it for a share of the product.

NOTE C.—Enumerators will observe that there are 100 questions relating to each farm, which are arranged in four successive divisions of each schedule page.

SCHEDULE 2.—Productions of Agriculture in Camden Township in the County of Ray, State of Missouri

enumerated by me on the 11th day of June, 1880.

James Black Jr.
Enumerator.

OF THE PERSON WHO CONDUCTS THIS FARM.				ACRES OF LAND.				FARM VALUES.			FENCES.		LABOR.			GRASS LANDS.						
	TENURE.			IMPROVED.		UNIMPROVED.										ACREAGE 1879.		PRODUCTS HARVESTED IN 1879.				
THE NAME.	Owner.	Rents for fixed money rental.	Rents for shares of products.	Tilled, including fallow and grass in rotation, (whether pasture or meadow.)	Permanent meadows, permanent pastures, orchards, vineyards.	Woodland and forest.	Other unimproved, including "old fields" not growing wood.	Of farm, including land, fences, and buildings.	Of farming implements and machinery.	Of Live Stock.	Cost of building and repairing in 1879.	Cost of fertilizers purchased in 1879.	Amount paid for wages for farm labor during 1879, including value of board.	Weeks hired labor in 1879 upon farm (and dairy) excluding house-work.	Estimated value of all farm productions (sold, consumed, or on hand) for 1879.	Mown.	Not Mown.	Hay.	Clover Seed.	Grass Seed.	Horses of all ages on hand June 1, 1880.	Mules and Asses, all ages, on hand June 1, 1880.
				No.	No.	No.	No.	Dollars.	Dollars.	Dollars.	Dollars.	Dollars.	Dollars.	No.	Dollars.	Acres.	Acres.	Tons.	Bushels.	Bushels.	No.	No.
1	2	3	4	5	6	7	8	9	10	11	12	13	14	15	16	17	18	19	20	21	22	23
1 Frazier Mary J Mattie	/			6	25	80		1600	25	250					175						2	
2 Kloss d. J Jno	/			55	60			1000	75	700	25		90	15	600						3	1
3 Nickham Williams Jr.	/			70	25	25		1400	150	350	50		150	24	740						1	3
4 Montgomery John	/			30		10		400	15	5					325							
5 Carmichael John W.		/		32				320	25	130					175						1	
6 Stanley Reuben	/			25	10	20		450	30	150			25	2	425						2	
7 Leak Thomas J.	/			30	10	10		420		60	40				200						1	
8 Farris Bellona M.	/			20		76		480	25	250	10				150							2
9 Colley James Q.	/			70		10		1000	75	150					250						5	
10 Roof Mary L.	/			15		30		450	5	75					500						1	

NEAT CATTLE AND THEIR PRODUCTS.

ON HAND JUNE 1, 1880.			MOVEMENT, 1879. Cattle of all ages					Milk sold, or sent to fac. and cheese factories in 1879.	Butter made on the farm in 1879.	Cheese made on the farm in 1879.
Working oxen.	Milch cows.	Other.	Calves dropped.	Purchased.	Sold living.	Slaughtered.	Died, strayed, and lost and not recovered.			
No.	No.	No.	No.	No.	No.	No.	No.	Gallons.	Lbs.	Lbs.
24	25	26	27	28	29	30	31	32	33	34
	2		2		1				175	
	4	15	6	10					130	
	3		3		2				130	
	2		2						25	
	2		2	2	1				100	
	2						1		200	
	1								75	
	3									
	1									
	1								25	

SHEEP.

On hand June 1, 1880.	MOVEMENT, 1879. Sheep and lambs						CLIP, SPRING 1880, SHORN AND TO BE SHORN.		SWINE.	POULTRY ON HAND JUNE 1ST, 1880, EXCLUSIVE OF SPRING HATCHING.		Eggs produced in 1879.
	Lambs dropped.	Purchased.	Sold living.	Slaughtered.	Killed by dogs.	Died of disease.	Died of stress of weather.	Fleeces.	Weight.	On hand June 1, 1880.	Barn-yard.	Other.	
No.	No.	No.	No.	No.	No.	No.	No.	No.	Lbs.	No.	No.	No.	Doz.
35	36	37	38	39	40	41	42	43	44	45	46	47	48
										25	50		150
										100	50		
										65	60		150
										4	23		50
										12	24		50
										15	72		200
											120		408
										39	18		50
3								5	20	4	9		5
										6	18		100

CEREALS.

BARLEY. 1879.		BUCKWHEAT. 1879.		INDIAN CORN. 1879.		OATS. 1879.		RYE. 1879.		WHEAT. 1879.		PULSE.		FIBER. FLAX—1879.				HEMP.		SUGAR. SORGHUM—1879.			MAPLE—1879.		BROOM CORN. 1879.	
Area.	Crop.	Area.	Crop.	Area.	Crop.	Area.	Crop.	Area.	Crop.	Area.	Crop.	Canada Peas (Dry.) in 1879.	Beans (Dry) in 1879.	Area in Crop.	Seed.	Straw.	Fiber.			Area in Crop.	Sugar.	Molasses.	Sugar.	Molasses.		
Acres.	Bush.	Acres.	Bush.	Acres.	Bush.	Acres.	Bush.	Acres.	Bush.	Acres.	Bush.	Bush.	Bush.	Acres.	Bush.	Tons.	Lbs.	Acres.	Tons.	Acres.	Lbs.	Galls.	Lbs.	Galls.	Acres.	Lbs.
49	50	51	52	53	54	55	56	57	58	59	60	61	62	63	64	65	66	67	68	69	70	71	72	73	74	75
				18	900																					
				35	1400	6	120			25	300									1		50				
				45	2000	6	150			20	200											25				
				8	320	6	120			10	160											10				
				20	800	7	103													½		50				
				10	400	10	200			20	320									½		20				
				10	500	14	502																			
				17	680	2	30			½	13															
				25	550	2	40			20	200															
				24	900					28	300															

HOPS. 1879.		POTATOES, (Irish.) 1879.		POTATOES, (Sweet.) 1879.		TOBACCO. 1879.		ORCHARDS—1879. APPLE.			ORCHARDS—1879. PEACH.			Total value of orchard products of all kinds sold or consumed.	NURSERIES.		VINEYARDS.			MARKET GARDENS.	BEES—1879.		FOREST PRODUCTS.	
Area.	Crop.	Area.	Crop.	Area.	Crop.	Area.	Crop.	Acres.	Bearing trees.	Bushels. 1879.	Acres.	Bearing trees.	Bushels. 1879.		Acres.	Value of produce sold in 1879.	Acres.	Grapes sold in 1879.	Wine made in 1879.	Value of produce sold in 1879.	Honey.	Wax.	Amount of wood cut in 1879.	Value of all forest products sold or consumed in 1879.
Acres.	Lbs.	Acres.	Bush.	Acres.	Bush.	Acres.	Lbs.	No.	No.	No.	No.	No.	No.	Dollars.	No.	Dollars.	No.	Lbs.	Galls.	Dollars.	Lbs.	Lbs.	Cords.	Dollars.
76	77	78	79	80	81	82	83	84	85	86	87	88	89	90	91	92	93	94	95	96	97	98	99	100
		1	20					1	10															8
		¼	10																					10
								1																10
																								10
			15																					10
		1	40					1																20
			10					2	47															15
			8																					10
			25					2	25	4														10
																								10

B.

[7–306.]

Page No. 14
Supervisor's Dist: No. 7
Enumeration Dist: No. 139

NOTE A.—The light dotted perpendicular lines, which divide the spaces intended for numbers on this Schedule, are intended to separate the units, tens, &c., from each other, and the Enumerator should be careful that the figures are written within the small spaces so formed, thus: 17|4, the units in the right-hand small spaces. 4|2|1 3|9

NOTE B.—Make an affirmative entry by a slanting line (thus /) in one of the three columns 2, 3, and 4, according as the fact is in the case of each farm in column 2, if the occupier is the owner of the farm; in column 3, if he is the tenant at a fixed money rental; in column 4, if he conducts it for a share of the product.

NOTE C.—Enumerators will observe that there are 100 questions relating to each farm, which are arranged in four successive divisions of each schedule page.

SCHEDULE 2.—Productions of Agriculture in Camden Township in the County of Ray, State of Missouri

enumerated by me on the 11th day of June, 1880. James Black Jr.
Enumerator.

OF THE PERSON WHO CONDUCTS THIS FARM.				ACRES OF LAND.				FARM VALUES.			FENCES.		LABOR.			GRASS LANDS.						
	TENURE.			IMPROVED.		UNIMPROVED.										ACREAGE 1879.		PRODUCTS HARVESTED IN 1879.				
THE NAME.	Owner.	Rents for fixed money rental.	Rents for shares of products.	Tilled, including fallow and grass in rotation, (whether pasture or meadow.)	Permanent meadows, permanent pastures, orchards, vineyards.	Woodland and forest.	Other unimproved, including "old fields" not growing wood.	Of farm, including land, fences, and buildings.	Of farming implements and machinery.	Of Live Stock.	Cost of building and repairing in 1879.	Cost of fertilizers purchased in 1879.	Amount paid for wages for farm labor during 1879, including value of board.	Weeks hired labor in 1879 upon farm (and dairy), excluding house-work.	Estimated value of all farm productions (sold, consumed, or on hand) for 1879.	Mown.	Not Mown.	Hay.	Clover Seed.	Grass Seed.	Horses of all ages on hand June 1, 1880.	Mules and Asses, all ages, on hand June 1, 1880.
	No.	No.	No.	No.	No.	No.	No.	Dollars.	Dollars.	Dollars.	Dollars.	Dollars.	Dollars.	No.	Dollars.	Acres.	Acres.	Tons.	Bushels.	Bushels.	No.	No.
1	2	3	4	5	6	7	8	9	10	11	12	13	14	15	16	17	18	19	20	21	22	23
1 Paris Andy J.	1			30		15		1000	75	875	10		40	2	900						1	6
2 Mc Mullen D Fillard	1			70		32		2000	100	250	40		125	52	450						1	4
3 De Graffenreid Stephen K.	1			70	4	26		2000	200	500	110		90	25	450						2	3
4 Loyd Lucinda M.	1			55		41		1102	50	500	10				300						4	4
5 Shaffer Joseph B.			1	55		32		900	250	200					300						1	1
6 Ralph Robert E.	1			80	35	40		3000	50	550	10		25		425						4	2
7 Adams Andy J.			1	38		76		1368	12	150					300						1	2
8 Goode John H.	1			30		5		420	25	135	15				200						1	1
9 Watkins William M	1			35	3	5		1000	25	300			125	16	200						8	
10 Gooch Alexander	1			100	100			2000	100	500			130	16	300						6	3

NEAT CATTLE AND THEIR PRODUCTS.											SHEEP.										SWINE.	POULTRY ON HAND JUNE 1ST, 1880, EXCLUSIVE OF SPRING HATCHING.		EGGS PRODUCED IN 1879.
ON HAND JUNE 1, 1880.			MOVEMENT, 1879.								MOVEMENT, 1879.								CLIP, SPRING 1880, SHORN AND TO BE SHORN.					
				Cattle of all ages								Sheep and lambs												
Working oxen.	Milch cows.	Other.	Calves dropped.	Purchased.	Sold living.	Slaughtered.	Died, strayed, and stolen, and not recovered.	Milk sold, or sent to butter and cheese factories in 1879.	Butter made on the farm in 1879.	Cheese made on the farm in 1879.	On hand June 1, 1880.	Lambs dropped.	Purchased.	Sold living.	Slaughtered.	Killed by dogs.	Died of disease.	Died of stress of weather.	Fleeces.	Weight.	On hand June 1, 1880.	Barn-yard.	Other.	
No.	No.	No.	No.	No.	No.	No.	No.	Gallons.	Lbs.	Lbs.	No.	No.	No.	No.	No.	No.	No.	No.	No.	Lbs.	No.	No.	No.	Doz.
24	25	26	27	28	29	30	31	32	33	34	35	36	37	38	39	40	41	42	43	44	45	46	47	48
1	4	5							150		25	7					4		18	55	75	45		175
2	2	1	2						100												30	40		160
3	4	3	3						130												80	75		275
4	2	1	3		1				100		13	1		11			2		12	48	26	48		210
5	1				3		1		50		2								2	8	38	50		200
6	2	4	1						100		7	2				1	1		7	50	65	65		50
7	1				1				50												20	30		50
8	1	2							30												25	35		75
9	2	2	1						50												30	75		60
10	4	7							160		50	30		9		6			30	200	30	55		150

CEREALS.												PULSE.		FIBER.						SUGAR.					BROOM CORN.	
BARLEY. 1879.		BUCKWHEAT. 1879.		INDIAN CORN. 1879.		OATS. 1879.		RYE. 1879.		WHEAT. 1879.		Canada Peas, (Dry.) in 1879.	Beans, (Dry.) in 1879.	FLAX—1879.			HEMP.			SORGHUM—1879.			MAPLE—1879.		1879.	
Area.	Crop.	Area.	Crop.	Area.	Crop.	Area.	Crop.	Area.	Crop.	Area.	Crop.			Area in Crop.	Seed.	Straw.	Fiber.			Area in Crop.	Sugar.	Molasses.	Sugar.	Molasses.		
Acres.	Bush.	Acres.	Bush.	Acres.	Bush.	Acres.	Bush.	Acres.	Bush.	Acres.	Bush.	Bush.	Bush.	Acres.	Bush.	Tons.	Lbs.	Acs.	Tns.	Acres.	Lbs.	Galls.	Lbs.	Galls.	Acs.	Lbs.
49	50	51	52	53	54	55	56	57	58	59	60	61	62	63	64	65	66	67	68	69	70	71	72	73	74	75
1				60	2400					20	400									½	50	50				
2				20	800					20	400															
3				37	1500	10	200			15	300									1	30	50				
4				35	1500	6	120			10	170										20	20				
5				25	1250	1	20			11	150															
6				39	1600	4	80			12	96															
7				18	830					12	105									1	40	40				
8				14	600					14	100										12	12				
9				30	1250	6	120			20	60									½	40	40				
10				60	1800	10	200			30	250									1	40	40				

HOPS. 1879.		POTATOES, (Irish.) 1879.		POTATOES, (Sweet.) 1879.		TOBACCO. 1879.		ORCHARDS—1879.						NURSERIES.		VINEYARDS.			MARKET GARDENS.	BEES—1879.		FOREST PRODUCTS.	
								APPLE.			PEACH.												
Area.	Crop.	Area.	Crop.	Area.	Crop.	Area.	Crop.	Acres.	Bearing trees.	Bushels. 1879.	Acres.	Bearing trees.	Bushels. 1879.	Total value of orchard products of all kinds sold or consumed.	Acres.	Value of produce sold in 1879.	Acres.	Grapes sold in 1879.	Wine made in 1879.	Value of produce sold in 1879.	Honey.	Wax.	Amount of wood cut in 1879.	Value of all forest products sold or consumed in 1879.
Acres.	Lbs.	Acres.	Bush.	Acres.	Bush.	Acres.	Lbs.	No.	No.	No.	No.	No.	No.	Dollars.	No.	Dollars.	No.	Lbs.	Galls.	Dollars.	Lbs.	Lbs.	Cords.	Dollars.
76	77	78	79	80	81	82	83	84	85	86	87	88	89	90	91	92	93	94	95	96	97	98	99	100
1			10																					15
2			10					1	4															25
3			25					1	70	20				15										30
4			5					2																20
5								1	40	25				15										25
6								1	25															40
7																						12		5
8			10					½																15
9			10																					20
10								2	30	50				30										25

[7–306.]

Received July 30, 1880. C.

Page No. 15
Supervisor's Dist: No. 7
Enumeration Dist: No. 139

NOTE A.—The light dotted perpendicular lines, which divide the spaces intended for numbers on this Schedule, are intended to separate the units, tens, &c., from each other, and the Enumerator should be careful that the figures are written within the small spaces so formed, thus: 7 1, the units in the right-hand small spaces. 4 2 1 3 9

NOTE B.—Make an affirmative entry by a slanting line (thus /) in one of the three columns 2, 3, and 4, according as the fact is in the case of each farm—in column 2, if the occupier is the owner of the farm; in column 3, if he is the tenant at a fixed money rental; in column 4, if he conducts it for a share of the product.

NOTE C.—Enumerators will observe that there are 100 questions relating to each farm, which are arranged in four successive divisions of each schedule page.

SCHEDULE 2.—Productions of Agriculture in Camden Township in the County of Ray, State of Missouri

enumerated by me on the 12th day of June, 1880. James Black Jr, Enumerator.

OF THE PERSON WHO CONDUCTS THIS FARM.				ACRES OF LAND.				FARM VALUES.			FENCES.		LABOR.			GRASS LANDS.						
	TENURE.			IMPROVED.		UNIMPROVED.										ACREAGE 1879.		PRODUCTS HARVESTED IN 1879.				
THE NAME.	Owner.	Rents for fixed money rental.	Rents for shares of products.	Tilled, including fallow and grass in rotation. (Whether pasture or meadow.)	Permanent meadows, permanent pastures, orchards, vineyards.	Woodland and forest.	Other unimproved, including "old fields" not growing wood.	Of farm, including land, fences, and buildings.	Of farming implements and machinery.	Of Live Stock.	Cost of building and repairing in 1879.	Cost of fertilizers purchased in 1879.	Amount paid for wages for farm labor during 1879, including value of board.	Weeks hired labor in 1879 upon farm (and dairy) excluding house-work.	Estimated value of all farm productions (sold, consumed, or on hand) for 1879.	Mown.	Not Mown.	Hay.	Clover Seed.	Grass Seed.	Horses of all ages on hand June 1, 1880.	Mules and Asses, all ages, on hand June 1, 1880.
				No.	No.	No.	No.	Dollars.	Dollars.	Dollars.	Dollars.	Dollars.	Dollars.	No.	Dollars.	Acres.	Acres.	Tons.	Bushels.	Bushels.	No.	No.
1	2	3	4	5	6	7	8	9	10	11	12	13	14	15	16	17	18	19	20	21	22	23
1 Taylor Martha A.	/			80		80		1600	100	300	20		100	6	200						3	3
2 Taylor James			/	35	12			500	25	200	20				150						2	
3 Mayfield Lucy J.			/	30		5		400	15	140	15				175						2	1
4 Roberts George W	/			100	12	10		1200	30	600	25		150		425	12		2			2	3
5 Ralph Charles			/	26				150	5	85	25				130						1	
6 Menefee Scott			/	30		5		250	5	150					125							2
7 Hearse Lucie			/	25		10		325	10	75					125						2	
8 Dorton Joseph W	/			110		50		3000	150	325			100	4	500						3	
9 Dorton George M.	/			75		15		2500	30	475	25		60	3	375						2	5
10 Loyd William H.	/			60		100		1600	75	425			50	3	300						2	4

NEAT CATTLE AND THEIR PRODUCTS.											SHEEP.										SWINE.	POULTRY ON HAND JUNE 1ST, 1880, EXCLUSIVE OF SPRING HATCHING.		EGGS PRODUCED IN 1879.
ON HAND JUNE 1, 1880.			MOVEMENT, 1879.					Milk sold, or sent to butter and cheese factories in 1879.	Butter made on the farm in 1879.	Cheese made on the farm in 1879.	On hand June 1, 1880.	MOVEMENT, 1879.								CLIP, SPRING 1880, SHORN AND TO BE SHORN.		On hand June 1, 1880.			
			Cattle of all ages									Lambs dropped.	Sheep and lambs							Fleeces.	Weight.		Barn-yard.	Other.	
Working oxen.	Milch cows.	Other.	Calves dropped.	Purchased.	Sold living.	Slaughtered.	Died, strayed, and stolen, and not recovered.						Purchased.	Sold living.	Slaughtered.	Killed by dogs.	Died of disease.	Died of stress of weather.						
No.	No.	No.	No.	No.	No.	No.	No.	Gallons.	Lbs.	Lbs.	No.	No.	No.	No.	No.	No.	No.	No.	No.	Lbs.	No.	No.	No.	Doz.
24	25	26	27	28	29	30	31	32	33	34	35	36	37	38	39	40	41	42	43	44	45	46	47	48
1	2								75												40	35		130
2	3		2	/	/				50												20	30		100
3																					18	35		25
4	5	10	3		1				150												100	100		364
5	2		1		2																19	36		30
6							1														20			
7																					16	18		15
8	1		1	1	4																20	40		75
9	1	2	1		1				75												10	20		30
10	4	3	1						75												17	60		225

CEREALS.										PULSE.		FIBER.						SUGAR.					BROOM CORN.	
BARLEY. 1879.		BUCKWHEAT. 1879.		INDIAN CORN. 1879.		OATS. 1879.		RYE. 1879.		WHEAT. 1879.		Canada Peas, (Dry.) in 1879.	Beans, (Dry.) in 1879.	FLAX—1879.			HEMP.		SORGHUM—1879.		MAPLE—1879.		1879.	
Area.	Crop.	Area.	Crop.	Area.	Crop.	Area.	Crop.	Area.	Crop.	Area.	Crop.			Area in Crop.	Seed.	Straw.	Fiber.		Area in Crop.	Sugar.	Molasses.	Sugar.	Molasses.		
Acres.	Bush.	Acres.	Bush.	Acres.	Bush.	Acres.	Bush.	Acres.	Bush.	Acres.	Bush.	Bush.	Bush.	Acres.	Bush.	Tons.	Lbs.	Acs. Tns.	Acres.	Lbs.	Galls.	Lbs.	Galls.	Acs.	Lbs.
49	50	51	52	53	54	55	56	57	58	59	60	61	62	63	64	65	66	67 68	69	70	71	72	73	74	75
1				30	1500	10	150			8	130														
2				25	750																				
3				25	730	8	120																		
4				30	1200	12	240			15	150														
5				26	780																				
6				20	600														½		30				
7				20	600																				
8				30	1450					50	220														
9				15	300	4	80			40	260														
10				30	1250					10	25														

HOPS. 1879.		POTATOES, (Irish.) 1879.		POTATOES, (Sweet.) 1879.		TOBACCO. 1879.		ORCHARDS—1879.							NURSERIES.		VINEYARDS.			MARKET GARDENS.	BEES—1879.		FOREST PRODUCTS.	
								APPLE.			PEACH.													
Area.	Crop.	Area.	Crop.	Area.	Crop.	Area.	Crop.	Acres.	Bearing trees.	Bushels. 1879.	Acres.	Bearing trees.	Bushels. 1879.	Total value of orchard products of all kinds sold or consumed.	Acres.	Value of produce sold in 1879.	Acres.	Grapes sold in 1879.	Wine made in 1879.	Value of produce sold in 1879.	Honey.	Wax.	Amount of wood cut in 1879.	Value of all forest products sold or consumed in 1879.
Acres.	Lbs.	Acres.	Bush.	Acres.	Bush.	Acres.	Lbs.	No.	No.	No.	No.	No.	No.	Dollars.	No.	Dollars.	No.	Lbs.	Galls.	Dollars.	Lbs.	Lbs.	Cords.	Dollars.
76	77	78	79	80	81	82	83	84	85	86	87	88	89	90	91	92	93	94	95	96	97	98	99	100
1			12		5																		15	25
2		¼	5																					15
3			5																					10
4		¼	15					2	50	25				5									10	20
5			5																					10
6			5																					10
7																								8
8								2	30	15				3										20
9								2	6															15
10								1	36															20

D.

[7–306.]

Page No. 16
Supervisor's Dist: No. 7
Enumeration Dist: No. 139

NOTE A.—The light dotted perpendicular lines, which divide the spaces intended for numbers on this Schedule, are intended to separate the units, tens, &c., from each other, and the Enumerator should be careful that the figures are written within the small spaces so formed, thus: | 7 | 4 |, the units | 4 | 2 | 1 | in the right-hand small spaces. | | 3 | 9 |

NOTE B.—Make an affirmative entry by a slanting line (thus /) in one of the three columns 2, 3, and 4, according as the fact is in the case of each farm—in column 2, if the occupier is the owner of the farm; in column 3, if he is the tenant at a fixed money rental; in column 4, if he conducts it for a share of the product.

NOTE C.—Enumerators will observe that there are 100 questions relating to each farm, which are arranged in four successive divisions of each schedule page.

SCHEDULE 2.—Productions of Agriculture in Camden Township in the County of Ray, State of Missouri

enumerated by me on the 14th day of June, 1880. James Black Jr., *Enumerator.*

OF THE PERSON WHO CONDUCTS THIS FARM.				ACRES OF LAND.				FARM VALUES.			FENCES.		LABOR.			GRASS LANDS.						
	TENURE.			IMPROVED.		UNIMPROVED.										ACREAGE 1879.		PRODUCTS HARVESTED IN 1879.				
THE NAME.	Owner.	Rents for fixed money rental.	Rents for shares of products.	Tilled, including fallow and grass in rotation (whether pasture or meadow.)	Permanent meadows, permanent pastures, orchards, vineyards.	Woodland and Forest.	Other unimproved, including "old fields" not growing wood.	Of farm, including land, fences, and buildings.	Of farming implements and machinery.	Of Live Stock.	Cost of building and repairing in 1879.	Cost of fertilizers purchased in 1879.	Amount paid for farm labor during 1879, including value of board.	Weeks hired labor in 1879 upon farm and dairy, excluding house work.	Estimated value of all farm productions (sold, consumed, or on hand) for 1879.	Mown.	Not Mown.	Hay.	Clover Seed.	Grass Seed.	Horses of all ages on hand June 1, 1880.	Mules and Asses, all ages, on hand June 1, 1880.
				No.	No.	No.	No.	Dollars.	Dollars.	Dollars.	Dollars.	Dollars.	Dollars.	No.	Dollars.	Acres.	Acres.	Tons.	Bushels.	Bushels.	No.	No.
1	2	3	4	5	6	7	8	9	10	11	12	13	14	15	16	17	18	19	20	21	22	23
1 Rogers Nicholas			/	20					25	100											2	
2 Taylor Daniel	/			200		50		3000	100	500					450						6	3
3 Dotson Sallie	/			120	35			4000	75	25	10				700	6		3				
4 Mc Mullen Milly	/			30	9	21		720	40	260	25		10		125						2	2
5 Cook Daniel			/	20				250		15	25				75							
6 Brasher Benjamen F.	/			80	40			2000	100	400	15		175	25	450	8		5			2	3
7 Mc Whorter Richard H.	/			80				1200	200	400			200	24	500							2
8 Taylor Absolom	/			62	18			1000	150	200					400						2	1
9 Wells Thomas		/		15				200	25	175					75						2	
10 Fletcher William R.	/			60	10			850	40	215	20		150		375						2	

NEAT CATTLE AND THEIR PRODUCTS.											SHEEP.										SWINE.	POULTRY ON HAND JUNE 1ST, 1880, EXCLUSIVE OF SPRING HATCHING.		EGGS PRODUCED IN 1879.
ON HAND JUNE 1, 1880.			MOVEMENT, 1879.								ON HAND JUNE 1, 1880.	MOVEMENT, 1879.							CLIP, SPRING 1880, SHORN AND TO BE SHORN.		ON HAND JUNE 1, 1880.			
			Cattle of all ages										Sheep and lambs											
Working oxen.	Milch cows.	Other.	Calves dropped.	Purchased.	Sold living.	Slaughtered.	Died, strayed, and stolen, and not recovered.	Milk sold, or sent to but ter and cheese factories in 1879.	Butter manufactured on the farm in 1879.	Cheese made on the farm in 1879.		Lambs dropped.	Purchased.	Sold living.	Slaughtered.	Killed by dogs.	Died of disease.	Died of stress of weather.	Fleeces.	Weight.		Barn-yard.	Other.	
No.	No.	No.	No.	No.	No.	No.	No.	Gallons.	Lbs.	Lbs.	No.	No.	No.	No.	No.	No.	No.	No.	No.	Lbs.	No.	No.	No.	Doz.
24	25	26	27	28	29	30	31	32	33	34	35	36	37	38	39	40	41	42	43	44	45	46	47	48
	1		1					10	10													24		20
	3	4	2		2			100	100												25	50		75
	1							30	30												40	10		15
	2		1		2		1	50	50												25	40		60
																					10	18		16
	3	18	2	18				100	100		15	8							15	60	60	24		100
	2	1	1					250	250												30	25		100
	1	6	1						15												20	30		110
																					2	12		15
	1	2							30												15	08		120

CEREALS.												PULSE.		FIBER.						SUGAR.					BROOM CORN.	
BARLEY. 1879.		BUCKWHEAT. 1879.		INDIAN CORN. 1879.		OATS. 1879.		RYE. 1879.		WHEAT. 1879.		Canada Peas. (Dry.) in 1879.	Beans. (Dry.) in 1879.	FLAX—1879.				HEMP.		SORGHUM—1879.			MAPLE—1879.			
Area.	Crop.	Area.	Crop.	Area.	Crop.	Area.	Crop.	Area.	Crop.	Area.	Crop.			Area in Crop.	Seed.	Straw.	Fiber.			Area in Crop.	Sugar.	Molasses.	Sugar.	Molasses.		
Acres.	Bush.	Acres.	Bush.	Acres.	Bush.	Acres.	Bush.	Acres.	Bush.	Acres.	Bush.	Bush.	Bush.	Acres.	Bush.	Tons.	Lbs.	Acs.	Tns.	Acres.	Lbs.	Galls.	Lbs.	Galls.	Acs.	Lbs.
49	50	51	52	53	54	55	56	57	58	59	60	61	62	63	64	65	66	67	68	69	70	71	72	73	74	75
										10	100															
				45	1800															½	30	36				
				45	2000					50	300															
				12	360	3	30																			
				10	300																					
				47	1680	4	60			50	66															
				36	1750					70	400															
				15	450	5	75			15	300															
				15	450																					
				22	750	4	150			20	200															

HOPS. 1879.		POTATOES, (Irish.) 1879.		POTATOES, (Sweet.) 1879.		TOBACCO. 1879.		ORCHARDS—1879.						NURSERIES.		VINEYARDS.			MARKET GARDENS.	BEES—1879.		FOREST PRODUCTS.	
								APPLE.			PEACH.												
Area.	Crop.	Area.	Crop.	Area.	Crop.	Area.	Crop.	Acres.	Bearing trees.	Bushels. 1879.	Acres.	Bearing trees.	Bushels. 1879.	Total value of orchard products of all kinds sold or consumed.	Acres.	Value of produce sold in 1879.	Acres.	Grapes sold in 1879.	Wine made in 1879.	Value of produce sold in 1879.	Honey.	Wax.	Amount of wood cut in 1879.	Value of all forest products sold or consumed in 1879.
Acres.	Lbs.	Acres.	Bush.	Acres.	Bush.	Acres.	Lbs.	No.	No.	No.	No.	No.	No.	Dollars.	No.	Dollars.	No.	Lbs.	Galls.	Dollars.	Lbs.	Lbs.	Cords.	Dollars.
76	77	78	79	80	81	82	83	84	85	86	87	88	89	90	91	92	93	94	95	96	97	98	99	100
																								5
								2	40															15
																								25
																								10
								1																25
								1																25
			5																					15
																								5
		½	26					1																25

[7—306.]

Received July 30, 1880.

A.

Page No. 17
Supervisor's Dist: No. 7
Enumeration Dist: No. 139

NOTE A.—The light dotted perpendicular lines, which divide the spaces intended for numbers on this Schedule, are intended to separate the units, tens, &c., from each other, and the Enumerator should be careful that the figures are written within the small spaces so formed, thus: | 7 | 4 |, the units | 4 | 2 | 1 | in the right-hand small spaces. | 3 | 9 |

NOTE B.—Make an affirmative entry by a slanting line (thus /) in one of the three columns 2, 3, and 4, according as the fact is in the case of each farm—in column 2, if the occupier is the owner of the farm; in column 3, if he is the tenant at a fixed money rental; in column 4, if he conducts it for a share of the product.

NOTE C.—Enumerators will observe that there are 100 questions relating to each farm, which are arranged in four successive divisions of each schedule page.

SCHEDULE 2.—Productions of Agriculture in Camden Township in the County of Ray, State of Missouri

enumerated by me on the 15th day of June, 1880. James Black jr, Enumerator.

OF THE PERSON WHO CONDUCTS THIS FARM.		TENURE.			ACRES OF LAND.				FARM VALUES.			FENCES.		LABOR.			GRASS LANDS.						
					IMPROVED.		UNIMPROVED.										ACREAGE 1879.		PRODUCTS HARVESTED IN 1879.				
THE NAME.		Owner.	Rents for fixed money rental.	Rents for shares of products.	Tilled, including fallow and grass in rotation, (whether pasture or meadow.)	Permanent meadows, permanent pastures, orchards, vineyards.	Woodland and forest.	Other unimproved, including "old fields" not growing wood.	Of farm, including land, fences, and buildings.	Of farming implements and machinery.	Of Live Stock.	Cost of building and repairing in 1879.	Cost of fertilizers purchased in 1879.	Amount paid for wages for farm labor during 1879, including value of board.	Weeks hired labor in 1879 upon farm (and dairy) excluding house-work.	Estimated value of all farm productions (sold, consumed, or on hand) for 1879.	Mown.	Not Mown.	Hay.	Clover Seed.	Grass Seed.	Horses of all ages on hand June 1, 1880.	Mules and Asses, all ages, on hand June 1, 1880.
					No.	No.	No.	No.	Dollars.	Dollars.	Dollars.	Dollars.	Dollars.	Dollars.	No.	Dollars.	Acres.	Acres.	Tons.	Bushels.	Bushels.	No.	No.
	1	2	3	4	5	6	7	8	9	10	11	12	13	14	15	16	17	18	19	20	21	22	23
1	Spencer James	1			25		15		500	50	175					140						3	
2	Bynnie Joshua			1	50				500	50	325	20				350						4	2
3	Hagar Nick			1	26	6	8		450	30	235	25				125						2	
4	Loyd Anderson	1			40		117		1200	100	280			25		325							2
5	Myers Darius	1			55	20			1100	50	140			40		325						2	
6	Bow Austin P.	1			65	20			1200	40	140	10				230						2	
7	Mitchell Richard			1	18	6			375	40	225					215							2
8	Sullenger William			1	60	7	30		2200	25	175	10				400						1	
9	Paxton John			1	12				200	15	50												
10	Ray Daniel		1		28		56		1260	25	250					200						3	1

NEAT CATTLE AND THEIR PRODUCTS.											SHEEP.										SWINE.	POULTRY ON HAND JUNE 1ST, 1880, EXCLUSIVE OF SPRING HATCHING.		EGGS PRODUCED IN 1879.
ON HAND JUNE 1, 1880.			MOVEMENT, 1879.								ON HAND JUNE 1, 1880.	MOVEMENT, 1879.							CLIP, SPRING 1880, SHORN AND TO BE SHORN.		ON HAND JUNE 1, 1880.			
			Cattle of all ages					Milk sold, or sent to butter and cheese factories in 1879.	Butter made on the farm in 1879.	Cheese made on the farm in 1879.		Lambs dropped.	Sheep and lambs						Fleeces.	Weight.		Barn-yard.	Other.	
Working oxen.	Milch cows.	Other.	Calves dropped.	Purchased.	Sold living.	Slaughtered.	Died, strayed, lost, stolen, and not accounted.						Purchased.	Sold living.	Slaughtered.	Killed by dogs.	Died of disease.	Died of stress of weather.			On hand June 1, 1880.			
No.	No.	No.	No.	No.	No.	No.	No.	Gallons.	Lbs.	Lbs.	No.	No.	No.	No.	No.	No.	No.	No.	No.	Lbs.	No.	No.	No.	Doz.
24	25	26	27	28	29	30	31	32	33	34	35	36	37	38	39	40	41	42	43	44	45	46	47	48
1	2		1		1				20												20	30		175
2	3		1	1	1				75												25	24		50
3	3		4		1				50												2	36		208
4	2								50												20	36		175
5																					20	35		170
6	1																					24		50
7	2	1																			18	6		15
8	1				1				30												35	30		
9	1																				8			
10	2		1	1	2				75		13	6				1			8	32	45	86		104

CEREALS.												PULSE.		FIBER.						SUGAR.					BROOM CORN.	
BARLEY. 1879.		BUCKWHEAT. 1879.		INDIAN CORN. 1879.		OATS. 1879.		RYE. 1879.		WHEAT. 1879.				FLAX—1879.				HEMP.		SORGHUM—1879.			MAPLE—1878.			
Area.	Crop.	Area.	Crop.	Area.	Crop.	Area.	Crop.	Area.	Crop.	Area.	Crop.	Canada Peas, (Dry.) in 1879.	Beans, (Dry.) in 1879.	Area in Crop.	Seed.	Straw.	Fiber.			Area in Crop.	Sugar.	Molasses.	Sugar.	Molasses.	1879.	
Acres.	Bush.	Acres.	Bush.	Acres.	Bush.	Acres.	Bush.	Acres.	Bush.	Acres.	Bush.	Bush.	Bush.	Acres.	Bush.	Tons.	Lbs.	Acs.	Tns.	Acres.	Lbs.	Gals.	Lbs.	Galls.	Acs.	Lbs.
49	50	51	52	53	54	55	56	57	58	59	60	61	62	63	64	65	66	67	68	69	70	71	72	73	74	75
				18	300					6	50															
				30	1200					20	100															
				20	600	5	75			10	56									½		30				
				15	450					15	235									¾		50				
				25	1000					8	123									½		55				
				15	600	1	20			16	120															
				15	600	2	30			3	60															
				28	1100	2	80			15	160															
				14	560																					
				15	600	2	40			7	70															

HOPS. 1879.		POTATOES, (Irish.) 1879.		POTATOES, (Sweet.) 1879.		TOBACCO. 1879.		ORCHARDS—1879.						NURSERIES.		VINEYARDS.			MARKET GARDENS.	BEES—1879.		FOREST PRODUCTS.	
								APPLE.			PEACH.												
Area.	Crop.	Area.	Crop.	Area.	Crop.	Area.	Crop.	Acres.	Bearing trees.	Bushels 1879.	Acres.	Bearing trees.	Bushels. 1879.	Total value of orchard products of all kinds sold or consumed.	Acres.	Value of produce sold in 1879.	Acres.	Grapes sold in 1879.	Wine made in 1879.	Value of produce sold in 1879.	Honey.	Wax.	Amount of wood cut in 1879.	Value of all forest products sold or consumed in 1879.
Acres.	Lbs.	Acres.	Bush.	Acres.	Bush.	Acres.	Lbs.	No.	No.	No.	No.	No.	No.	Dollars.	No.	Dollars.	No.	Lbs.	Gals.	Dollars.	Lbs.	Lbs.	Cords.	Dollars.
76	77	78	79	80	81	82	83	84	85	86	87	88	89	90	91	92	93	94	95	96	97	98	99	100
																								15
																								20
		1	100																					15
								1	12														112	160
			15					1	10															20
			5					1															15	40
								3															8	28
																								15
		½	15																				7	30

B.

[7–306.]

Page No. 18
Supervisor's Dist: No. 7
Enumeration Dist: No. 139

NOTE A.—The light dotted perpendicular lines, which divide the spaces intended for numbers on this Schedule, are intended to separate the units, tens, &c., from each other, and the Enumerator should be careful that the figures are written within the small spaces so formed, thus: | | 7 | 4 |, the units in the right-hand small spaces. | | 4 | 2 | 1 | | | 3 | 9 |

NOTE B.—Make an affirmative entry by a slanting line (thus /) in one of the three columns 2, 3, and 4, according as the fact is in the case of each farm—in column 2, if the occupier is the owner of the farm; in column 3, if he is the tenant at a fixed money rental; in column 4, if he conducts it for a share of the product.

NOTE C.—Enumerators will observe that there are 100 questions relating to each farm, which are arranged in four successive divisions of each schedule page.

SCHEDULE 2.—Productions of Agriculture in Camden Township in the County of Ray, State of Missouri

enumerated by me on the 15th day of June, 1880. James Black Jr., *Enumerator.*

OF THE PERSON WHO CONDUCTS THIS FARM.				ACRES OF LAND.				FARM VALUES.			FENCES.		LABOR.			GRASS LANDS.						
	TENURE.			IMPROVED.		UNIMPROVED.										ACREAGE 1879.		PRODUCTS HARVESTED IN 1879.				
THE NAME.	Owner.	Rents for fixed money rental.	Rents for shares of products.	Tilled, including fallow and grass in rotation, (whether pasture or meadow.)	Permanent meadows, permanent pastures, orchards, vineyards.	Woodland and forest.	Other unimproved, including "old fields" not growing wood.	Of farm, including land, fences, and buildings.	Of farming implements and machinery.	Of Live Stock.	Cost of building and repairing in 1879.	Cost of fertilizers purchased in 1879.	Amount paid for wages for farm labor during 1879, including value of board.	Weeks hired labor in 1879 upon farm (and dairy) excluding housework.	Estimated value of all farm productions (sold, consumed, or on hand) for 1879.	Mown.	Not Mown.	Hay.	Clover Seed.	Grass Seed.	Horses of all ages on hand June 1, 1880.	Mules and Asses, all ages, on hand June 1, 1880.
				No.	No.	No.	No.	Dollars.	Dollars.	Dollars.	Dollars.	Dollars.	Dollars.	No.	Dollars.	Acres.	Acres.	Tons.	Bushels.	Bushels.	No.	No.
1	2	3	4	5	6	7	8	9	10	11	12	13	14	15	16	17	18	19	20	21	22	23
1	Wells Anderson & Yeates Ben.	/		30	10	3		600	50	225					325						3	
2	Offutt Chester		/	9				180		25					75						1	
3	Goode Greene		/	30				450	10	90					175						2	
4	Conyers Charles		/	17				170	2	105											2	
5	Dorton John M.	/		100	25	25		4000	100	1100	30		200	40	450						3	8
6	Proctor James W.		/	25		14		600	30	100	20				250						2	
7	Pigg Absalom B.	/		20		12		480	75	300			75	12	350						3	
8	Pigg James F.	/		60		40		1100	75	450	12				225						1	3
9	Pigg John M.	/		75		25		1500	150	525			25	15	600						1	3
10	Clark William		/	20				300	25	225					225						2	

NEAT CATTLE AND THEIR PRODUCTS.											SHEEP.										SWINE.	POULTRY ON HAND JUNE 1ST, 1880, EXCLUSIVE OF SPRING HATCHING.		EGGS PRODUCED IN 1879.
ON HAND JUNE 1, 1880.			MOVEMENT, 1879.					Milk sold, or sent to butter and cheese factories in 1879.	Butter made on the farm in 1879.	Cheese made on the farm in 1879.	On hand June 1, 1880.	MOVEMENT, 1879.							CLIP, SPRING 1880, SHORN AND TO BE SHORN.		On hand June 1, 1880.			
			Cattle of all ages									Lambs dropped.	Sheep and lambs											
Working oxen.	Milch cows.	Other.	Calves dropped.	Purchased.	Sold living.	Slaughtered.	Died, strayed, and stolen, and not recovered.						Purchased.	Sold living.	Slaughtered.	Killed by dogs.	Died of disease.	Died of stress of weather.	Fleeces.	Weight.		Barn-yard.	Other.	
No.	No.	No.	No.	No.	No.	No.	No.	Gallons.	Lbs.	Lbs.	No.	No.	No.	No.	No.	No.	No.	No.	No.	Lbs.	No.	No.	No.	Doz.
24	25	26	27	28	29	30	31	32	33	34	35	36	37	38	39	40	41	42	43	44	45	46	47	48
	3		2		2				150												30	65		150
																					2	14		30
	1				1				35												13	24		75
																					3			
	3	27	2	16	16		1		100												21	30		100
	2		1		1				50												5	28		90
	2	2	1	7	7				100												30	36		115
	3	2	2	2	4				150		4								4	25	65	70		150
	2	1			1				50		10						2		7	42	50	38		104
	2		1						50												35	30		75

CEREALS.												PULSE.		FIBER.						SUGAR.						BROOM CORN. 1879.	
Barley. 1879.		Buckwheat. 1879.		Indian Corn. 1879.		Oats. 1879.		Rye. 1879.		Wheat. 1879.		Canada Peas, (Dry.) in 1879.	Beans, (Dry.) in 1879.	Flax—1879.				Hemp.		Sorghum—1879.			Maple—1879.				
Area.	Crop.	Area.	Crop.	Area.	Crop.	Area.	Crop.	Area.	Crop.	Area.	Crop.			Area in Crop.	Seed.	Straw.	Fiber.			Area in Crop.	Sugar.	Molasses.	Sugar.	Molasses.			
Acres.	Bush.	Acres.	Bush.	Acres.	Bush.	Acres.	Bush.	Acres.	Bush.	Acres.	Bush.	Bush.	Bush.	Acres.	Bush.	Tons.	Lbs.	Acs.	Tns.	Acres.	Lbs.	Galls.	Lbs.	Galls.	Acs.	Lbs.
49	50	51	52	53	54	55	56	57	58	59	60	61	62	63	64	65	66	67	68	69	70	71	72	73	74	75
				30	1300	6	120													½		40				
				9	360																					
				30	900																					
				50	1750					25	72															
				30	1400																					
				25	1000					16	130															
				25	1000																					
				60	3000															½		40				
				20	1000																					

HOPS. 1879.		POTATOES, (Irish.) 1879.		POTATOES, (Sweet.) 1879.		TOBACCO. 1879.		ORCHARDS—1879.						NURSERIES.		VINEYARDS.			MARKET GARDENS.	BEES—1879.		FOREST PRODUCTS.	
								APPLE.			PEACH.			Total value of orchard products of all kinds sold or consumed.									
Area.	Crop.	Area.	Crop.	Area.	Crop.	Area.	Crop.	Acres.	Bearing trees.	Bushels. 1879.	Acres.	Bearing trees.	Bushels. 1879.		Acres.	Value of produce sold in 1879.	Acres.	Grapes sold in 1879.	Wine made in 1879.	Value of produce sold in 1879.	Honey.	Wax.	Amount of wood cut in 1879.	Value of all forest products sold or consumed in 1879.
Acres.	Lbs.	Acres.	Bush.	Acres.	Bush.	Acres.	Lbs.	No.	No.	No.	No.	No.	No.	Dollars.	No.	Dollars.	No.	Lbs.	Galls.	Dollars.	Lbs.	Lbs.	Cords.	Dollars.
76	77	78	79	80	81	82	83	84	85	86	87	88	89	90	91	92	93	94	95	96	97	98	99	100
																							13	35
																								10
																								3
																								5
		14	10		5			2	30	100				30									10	30
																								10
								1	4															15
								1																25
		14	15					12	15															10
																								5

[7–306.]

C.

Received July 30, 1880.

Page No. 19
Supervisor's Dist: No. 7
Enumeration Dist: No. 139

NOTE A.—The light dotted perpendicular lines, which divide the spaces intended for numbers on this Schedule, are intended to separate the units, tens, &c., from each other, and the Enumerator should be careful that the figures are written within the small spaces so formed, thus: 7 4, the units in the right-hand small spaces. 4 2 1 3 9

NOTE B.—Make an affirmative entry by a slanting line (thus /) in one of the three columns 2, 3, and 4, according as the fact is in the case of each farm—in column 2, if the occupier is the owner of the farm; in column 3, if he is the tenant at a fixed money rental; in column 4, if he conducts it for a share of the product.

NOTE C.—Enumerators will observe that there are 100 questions relating to each farm, which are arranged in four successive divisions of each schedule page.

SCHEDULE 2.—Productions of Agriculture in Camden Township in the County of Day, State of Missouri

enumerated by me on the 16th day of June, 1880. James Blackford Jr., *Enumerator.*

OF THE PERSON WHO CONDUCTS THIS FARM.				ACRES OF LAND.				FARM VALUES.			FENCES.		LABOR.			GRASS LANDS.						
	TENURE.			IMPROVED.		UNIMPROVED.										ACREAGE 1879.		PRODUCTS HARVESTED IN 1879.				
THE NAME.	Owner.	Rents for fixed money rental.	Rents for shares of products.	Tilled, including fallow and grass in rotation, (whether pasture or meadow.)	Permanent meadows, permanent pastures, orchards, vineyards.	Woodland and forest.	Other unimproved, including "old fields" not growing wood.	Of farm, including land, fences, and buildings.	Of farming implements and machinery.	Of Live Stock.	Cost of building and repairing in 1879.	Cost of fertilizers purchased in 1879.	Amount paid for wages for farm labor during 1879, including value of board.	Weeks hired labor in 1879 upon farm (and dairy) excluding house-work.	Estimated value of all farm productions (sold, consumed, or on hand) for 1879.	Mown.	Not Mown.	Hay.	Clover Seed.	Grass Seed.	Horses of all ages on hand June 1, 1880.	Mules and Asses, all ages, on hand June 1, 1880.
				No.	No.	No.	No.	Dollars.	Dollars.	Dollars.	Dollars.	Dollars.	Dollars.	No.	Dollars.	Acres.	Acres.	Tons.	Bushels.	Bushels.	No.	No.
1	2	3	4	5	6	7	8	9	10	11	12	13	14	15	16	17	18	19	20	21	22	23
1 Schurley William M.	/			50	30			3000	75	320					650	5		2			2	2
2 Brown Joshua B.	/			24		30		810	20	200	20		25		100							2
3 Paris James P.			/	15		10		375	10	100					100						1	
4 Creason Walter	/			20		6		360	80	300					175							2
5 Spencer Charles			/	15				225	75	150	5				150						2	
6 Hull Milton	/			60	4	10		1800	100	375					460						1	4
7 Settle George W.	/			110	29			2500	250	425					575						4	
8 Spencer Anderson	/			15				225	15	100					75						1	
9 Creason Hamilton	/			50	20			500	100	300					400						4	
10 Burgess Dorris	/			35	20			825	50	175	50				150						3	

NEAT CATTLE AND THEIR PRODUCTS.											SHEEP.										SWINE.	POULTRY ON HAND JUNE 1ST, 1880, EXCLUSIVE OF SPRING HATCHING.		
ON HAND JUNE 1, 1880.			MOVEMENT, 1879.								MOVEMENT, 1879.								CLIP, SPRING 1880, SHORN AND TO BE SHORN.					
			Cattle of all ages										Sheep and lambs											
Working oxen.	Milch cows.	Other.	Calves dropped.	Purchased.	Sold living.	Slaughtered.	Died, strayed, and stolen, and not recovered.	Milk sold, or sent to butter and cheese factories in 1879.	Butter made on the farm in 1879.	Cheese made on the farm in 1879.	On hand June 1, 1880.	Lambs dropped.	Purchased.	Sold living.	Slaughtered.	Killed by dogs.	Died of disease.	Died of stress of weather.	Fleeces.	Weight.	On hand June 1, 1880.	Barn-yard.	Other.	Eggs produced in 1879.
No.	No.	No.	No.	No.	No.	No.	No.	Gallons.	Lbs.	Lbs.	No.	No.	No.	No.	No.	No.	No.	No.	No.	Lbs.	No.	No.	No.	Doz.
24	25	26	27	28	29	30	31	32	33	34	35	36	37	38	39	40	41	42	43	44	45	46	47	48
1	3		1		3			100	100		7					4			7	21	17	56		200
2	2		2	2	2				50												18	50		175
3	2		1					50													10	15		30
4	1				1			30	30												35	28		75
5																					10	24		70
6	4		1		3			150	150												21	36		90
7	4		3					150	150		6	4	6						6	20	35	24		75
8																					9	6		20
9	1		2			1															10	42		150
10	2		1						100												24	28		80

CEREALS.												PULSE.		FIBER.						SUGAR.					BROOM CORN.	
BARLEY. 1879.		BUCKWHEAT. 1879.		INDIAN CORN. 1879.		OATS. 1879.		RYE. 1879.		WHEAT. 1879.		Canada Peas, (Dry.) in 1879.	Beans, (Dry) in 1879.	FLAX—1879.				HEMP.		SORGHUM—1879.			MAPLE—1879.		1879.	
Area.	Crop.	Area.	Crop.	Area.	Crop.	Area.	Crop.	Area.	Crop.	Area.	Crop.			Area in Crop.	Seed.	Straw.	Fiber.			Area in Crop.	Sugar.	Molasses.	Sugar.	Molasses.		
Acres.	Bush.	Acres.	Bush.	Acres.	Bush.	Acres.	Bush.	Acres.	Bush.	Acres.	Bush.	Bush.	Bush.	Acres.	Bush.	Tons.	Lbs.	Acs.	Tns.	Acres.	Lbs.	Galls.	Lbs.	Galls.	Acs.	Lbs.
49	50	51	52	53	54	55	56	57	58	59	60	61	62	63	64	65	66	67	68	69	70	71	72	73	74	75
1				40	2000					15	150									1		100				
2																										
3				20	1000																	30				
4				20	900															½		40				
5				15	750															¼		25				
6				38	1900	3	60			10	70									¾		100				
7				41	1750					30	200															
8				15	400																	20				
9				45	2250	2	50					4														
10				35	1750																					

HOPS. 1879.		POTATOES, (Irish.) 1879.		POTATOES, (Sweet.) 1879.		TOBACCO. 1879.		ORCHARDS—1879.						NURSERIES.		VINEYARDS.			MARKET GARDENS.	BEES—1879.		FOREST PRODUCTS.	
								APPLE.			PEACH.												
Area.	Crop.	Area.	Crop.	Area.	Crop.	Area.	Crop.	Acres.	Bearing trees.	Bushels. 1879.	Acres.	Bearing trees.	Bushels. 1879.	Total value of orchard products of all kinds sold or consumed.	Acres.	Value of produce sold in 1879.	Acres.	Grapes sold in 1879.	Wine made in 1879.	Value of produce sold in 1879.	Honey.	Wax.	Amount of wood cut in 1879.	Value of all forest products sold or consumed in 1879.
Acres.	Lbs.	Acres.	Bush.	Acres.	Bush.	Acres.	Lbs.	No.	No.	No.	No.	No.	No.	Dollars.	No.	Dollars.	No.	Lbs.	Galls.	Dollars.	Lbs.	Lbs.	Cords.	Dollars.
76	77	78	79	80	81	82	83	84	85	86	87	88	89	90	91	92	93	94	95	96	97	98	99	100
1								/																20
2																								10
3																								10
4																								10
5		½	20																					10
6								/																25
7								/																25
8																								15
9			10																					20
10								½	20															16

.D.

[7–306.]

Page No. 20
Supervisor's Dist: No. 7
Enumeration Dist: No. 139

NOTE A.—The light dotted perpendicular lines, which divide the spaces intended for numbers on this Schedule, are intended to separate the units, tens, &c., from each other, and the Enumerator should be careful that the figures are written within the small spaces so formed, thus: | | 7 | 4 |, the units in the right-hand small spaces. | | 4 | 2 | 1 | | | 3 | 9 |

NOTE B.—Make an affirmative entry by a slanting line (thus /) in one of the three columns 2, 3, and 4, according as the fact is in the case of each farm—in column 2, if the occupier is the owner of the farm; in column 3, if he is the tenant at a fixed money rental; in column 4, if he conducts it for a share of the product.

NOTE C.—Enumerators will observe that there are 100 questions relating to each farm, which are arranged in four successive divisions of each schedule page.

SCHEDULE 2.—Productions of Agriculture in Camden Township in the County of Ray, State of Missouri

enumerated by me on the 16th day of June, 1880. James Black Jr., *Enumerator.*

OF THE PERSON WHO CONDUCTS THIS FARM.				ACRES OF LAND.				FARM VALUES.			FENCES.		LABOR.			GRASS LANDS.						
	TENURE.			IMPROVED.		UNIMPROVED.										ACREAGE 1879.		PRODUCTS HARVESTED IN 1879.				
THE NAME.	Owner.	Rents for fixed money rental.	Rents for shares of products.	Tilled, including fallow and grass in rotation, (whether pasture or meadow.)	Permanent meadows, permanent pastures, orchards, vineyards.	Woodland and forest.	Other unimproved, including "old fields" not growing wood.	Of farm, including land, fences, and buildings.	Of farming implements and machinery.	Of Live Stock.	Cost of building and repairing in 1879.	Cost of fertilizers purchased in 1879.	Amount paid for wages for farm labor during 1879, including value of board.	Weeks hired labor in 1879 upon farm (and dairy) excluding house-work.	Estimated value of all farm productions (sold, consumed, or on hand) for 1879.	Mown.	Not Mown.	Hay.	Clover Seed.	Grass Seed.	Horses of all ages on hand June 1, 1880.	Mules and Asses, all ages, on hand June 1, 1880.
				No.	No.	No.	No.	Dollars	Dollars.	Dollars.	Dollars.	Dollars.	Dollars.	No.	Dollars.	Acres.	Acres.	Tons.	Bushels.	Bushels.	No.	No.
1	2	3	4	5	6	7	8	9	10	11	12	13	14	15	16	17	18	19	20	21	22	23
1 Fletcher John M.			1	36				400	5	85					250							1
2 Fletcher Mary	1			21	35			700	75	200					300						3	
3 Bales Nancy	1			20		20		400	3	55					50						1	
4 Thomson James			1	10				150	5	30					90						1	
5 Allen John			1	35		8	26	480		80					125						3	
6 Spencer Louisa	1			25		15		700	5	130	10				165						2	
7 Wells John D.	1			48	30			1500	30	265	15		75	15	350						3	
8 Sutton Benjamin F.			1	28	5	5		500	50	110					350						2	
9 Sutton Nancy E.	1			25		15		600	100	400					300						2	2
10 Enlecotts Thomas J.			1	10				150	25	100					75						2	

NEAT CATTLE AND THEIR PRODUCTS.												SHEEP.										SWINE.	POULTRY ON HAND JUNE 1ST, 1880, EXCLUSIVE OF SPRING HATCHING.		EGGS PRODUCED IN 1879.
ON HAND JUNE 1, 1880.			MOVEMENT, 1879.									ON HAND JUNE 1, 1880.	MOVEMENT, 1879.							CLIP, SPRING 1880, SHORN AND TO BE SHORN.					
			Cattle of all ages											Sheep and lambs											
Working oxen.	Milch cows.	Other.	Calves dropped.	Purchased.	Sold living.	Slaughtered.	Died, strayed, and stolen and not recovered.	Milk sold, or sent to butter and cheese factories in 1879.	Butter made on the farm in 1879.	Cheese made on the farm in 1879.			Lambs dropped.	Purchased.	Sold living.	Slaughtered.	Killed by dogs.	Died of disease.	Died of stress of weather.	Fleeces.	Weight.	On hand June 1, 1880.	Barn-yard.	Other.	
No.	No.	No.	No.	No.	No.	No.	No.	Gallons.	Lbs.	Lbs.		No.	No.	No.	No.	No.	No.	No.	No.	No.	Lbs.	No.	No.	No.	Doz.
24	25	26	27	28	29	30	31	32	33	34		35	36	37	38	39	40	41	42	43	44	45	46	47	48
											1											2			
	2	1	1		1				40		2											6	24		50
											3											6	4		10
											4											5	40		100
											5											1	18		30
	1										6											22	18		30
	2		2						40		7	10	3	10				1		8	40	43	24		50
	1	1	1						15		8											16	20		40
	3	1	2		3				175		9											28	6		15
											10											8	36		75

CEREALS.												PULSE.		FIBER.						SUGAR.					BROOM CORN.	
BARLEY. 1879.		BUCKWHEAT. 1879.		INDIAN CORN. 1879.		OATS. 1879.		RYE. 1879.		WHEAT. 1879.				FLAX—1879.				HEMP.		SORGHUM—1879.			MAPLE—1879.			
Area.	Crop.	Area.	Crop.	Area.	Crop.	Area.	Crop.	Area.	Crop.	Area.	Crop.	Canada Peas. (Dry.) in 1879.	Beans. (Dry.) in 1879.	Area in Crop.	Seed.	Straw.	Fiber.			Area in Crop.	Sugar.	Molasses.	Sugar.	Molasses.	1879.	
Acres.	Bush.	Acres.	Bush.	Acres.	Bush.	Acres.	Bush.	Acres.	Bush.	Acres.	Bush.	Bush.	Bush.	Acres.	Bush.	Tons.	Lbs.	Acs.	Tns.	Acres.	Lbs.	Galls.	Lbs	Galls.	Acs.	Lbs.
49	50	51	52	53	54	55	56	57	58	59	60	61	62	63	64	65	66	67	68	69	70	71	72	73	74	75
				18	750					12	120															
				25	1000	10	150			10	50															
				20	200																					
				10	400																	30				
				15	600	4	120																			
				12	360					8	90															
				30	1500					4	40											25				
				21	900					8	170															
				25	1000																					
				10	400															1		26				

HOPS. 1879.		POTATOES, (Irish.) 1879.		POTATOES, (Sweet.) 1879.		TOBACCO. 1879.		ORCHARDS—1879.						NURSERIES.		VINEYARDS.			MARKET GARDENS.	BEES—1879.		FOREST PRODUCTS.	
								APPLE.			PEACH.												
Area.	Crop.	Area.	Crop.	Area.	Crop.	Area.	Crop.	Acres.	Bearing trees.	Bushels. 1879.	Acres.	Bearing trees.	Bushels. 1879.	Total value of orchard products of all kinds sold or consumed.	Acres.	Value of produce sold in 1879.	Acres.	Grapes sold in 1879.	Wine made in 1879.	Value of produce sold in 1879.	Honey.	Wax.	Amount of wood cut in 1879.	Value of all forest products sold or consumed in 1879.
Acres.	Lbs.	Acres.	Bush.	Acres.	Bush.	Acres.	Lbs.	No.	No.	No.	No.	No.	No.	Dollars.	No	Dollars.	No	Lbs.	Galls.	Dollars.	Lbs.	Lbs.	Cords.	Dollars.
76	77	78	79	80	81	82	83	84	85	86	87	88	89	90	91	92	93	94	95	96	97	98	99	100
																								8
																							4	20
			10																					10
			10																					10
								1	20															10
								1																10
																								15
			10					2																5
								1	15															20
																								5

Received July 30, 1880. A.

Page No. 21
Supervisor's Dist: No. 7
Enumeration Dist: No. 139

NOTE A.—The light dotted perpendicular lines, which divide the spaces intended for numbers on this Schedule, are intended to separate the units, tens, &c., from each other, and the Enumerator should be careful that the figures are written within the small spaces so formed, thus: 7|4, the units 4|2|1, 3|9 in the right-hand small spaces.

NOTE B.—Make an affirmative entry by a slanting line (thus /) in one of the three columns 2, 3, and 4, according as the fact is in the case of each farm—in column 2, if the occupier is the owner of the farm; in column 3, if he is the tenant at a fixed money rental; in column 4, if he conducts it for a share of the product.

NOTE C.—Enumerators will observe that there are 100 questions relating to each farm, which are arranged in four successive divisions of each schedule page.

SCHEDULE 2.—Productions of Agriculture in Camden Township in the County of Ray, State of Missouri

enumerated by me on the 17th day of June, 1880. James Black Jr.,
Enumerator.

OF THE PERSON WHO CONDUCTS THIS FARM.				ACRES OF LAND.				FARM VALUES.			FENCES		LABOR.			GRASS LANDS.						
	TENURE.			IMPROVED.		UNIMPROVED.										ACREAGE 1879.		PRODUCTS HARVESTED IN 1879.				
THE NAME.	Owner.	Rents for fixed money rental.	Rents for shares of products.	Tilled, including fallow and grass in rotation, (whether pasture or meadow.)	Permanent meadows, permanent pastures, orchards, vineyards.	Woodland and forest.	Other unimproved, including "old fields" not growing wood.	Of farm, including land, fences, and buildings.	Of farming implements and machinery.	Of Live Stock.	Cost of building and repairing in 1879.	Cost of fertilizers purchased in 1879.	Amount paid for wages for farm labor during 1879, including value of board.	Weeks hired labor in 1879 upon farm (and dairy) excluding house-work	Estimated value of all farm productions (sold, consumed, or on hand) for 1879.	Mown.	Not Mown.	Hay.	Clover Seed.	Grass Seed.	Horses of all ages on hand June 1, 1880.	Mules and Asses, all ages, on hand June 1, 1880.
				No.	No.	No.	No.	Dollars.	Dollars.	Dollars.	Dollars.	Dollars.	Dollars.	No.	Dollars.	Acres.	Acres.	Tons.	Bushels.	Bushels.	No.	No.
1	2	3	4	5	6	7	8	9	10	11	12	13	14	15	16	17	18	19	20	21	22	23
1 Elliott David			1	14		50	56	1000	10	40					115						1	
2 Silvus Victoria	1			12	12	15		400		75					150							
3 Turner Jessy	1			30			5	450	50	300					325						3	
4 Hill Elizabeth	1			25		15	60	800	50	150	3				250						2	
5 Rowe George M.	1			35	10		5	500	50	150	5		50		300						2	
6 Louisteed Jessie		1		28		12		500	25	50					235						1	
7 Spencer James	1			38		6		440	150	200	10		50		250						2	1
8 Broadhurst John	1			30	10			400	50	125					190							2
9 Bellinger David	1			35		5		400	40	275					225						2	1
10 Mc Mullen Finley D.	1			10		20		300														

NEAT CATTLE AND THEIR PRODUCTS.

ON HAND JUNE 1, 1880.			MOVEMENT, 1879.							
				Cattle of all ages						
Working oxen.	Milch cows.	Other.	Calves dropped.	Purchased.	Sold living.	Slaughtered.	Died, strayed, and st'n, and not recovered.	Milk sold, or sent to butter and cheese factories in 1879.	Butter made on the farm in 1879.	Cheese made on the farm in 1879.
No.	No.	No.	No.	No.	No.	No.	No.	Gallons.	Lbs.	Lbs.
24	25	26	27	28	29	30	31	32	33	34
	2		2		2				136	
	6	1	4		1				100	
	2	2	1						50	
	1	1	1	1	2					
	3		3		1				100	
	1		1							
	2	1	1						30	

SHEEP.

On hand June 1, 1880.	MOVEMENT, 1879.							CLIP, SPRING 1880, SHORN AND TO BE SHORN.		SWINE.	POULTRY ON HAND JUNE 1ST, 1880, EXCLUSIVE OF SPRING HATCHING.		EGGS PRODUCED IN 1879.
	Lambs dropped.	Sheep and lambs						Fleeces.	Weight.	On hand June 1, 1880.	Barnyard.	Other.	
		Purchased.	Sold living.	Slaughtered.	Killed by dogs.	Died of disease.	Died of stress of weather.						
No.	No.	No.	No.	No.	No.	No.	No.	No.	Lbs.	No.	No.	No.	Doz.
35	36	37	38	39	40	41	42	43	44	45	46	47	48
										19	36		104
										9	48		150
										35	60		175
6								6	10	15	34		100
										26	24		75
										15	21		30
3						1		3	28	22	122		200
										19	6		12
										40	70		180
											50		50

CEREALS.

BARLEY. 1879.		BUCKWHEAT. 1879.		INDIAN CORN. 1879.		OATS. 1879.		RYE. 1879.		WHEAT. 1879.	
Area.	Crop.	Area.	Crop.	Area.	Crop.	Area.	Crop.	Area.	Crop.	Area.	Crop.
Acres.	Bush.	Acres.	Bush.	Acres.	Bush.	Acres.	Bush.	Acres.	Bush.	Acres.	Bush.
49	50	51	52	53	54	55	56	57	58	59	60
				14	560						
				20	700						
				16	640					14	200
				30	1000					10	46
				20	750	2	50			11	140
				23	800	2	80				
				18	750	5	125			12	163
				16	750	5	75			14	30
				22	825					6	51
				12	375						

PULSE. FIBER. SUGAR.

PULSE.		FIBER.						SUGAR.					BROOM CORN. 1879.	
		FLAX—1879.			HEMP.			SORGHUM—1879.			MAPLE—1879.			
Canada Peas, (Dry.) in 1879.	Beans, (Dry.) in 1879.	Area in Crop.	Seed.	Straw.	Fiber.			Area in Crop.	Sugar.	Molasses.	Sugar.	Molasses.		
Bush.	Bush.	Acres.	Bush.	Tons.	Lbs.	Acs.	Tns.	Acres.	Lbs.	Galls.	Lbs.	Galls.	Acs.	Lbs.
61	62	63	64	65	66	67	68	69	70	71	72	73	74	75
								½		70				
								½		60				
								1		27				
										25				
										25				

ORCHARDS—1879. NURSERIES. VINEYARDS. MARKET GARDENS. BEES—1879. FOREST PRODUCTS.

HOPS. 1879.		POTATOES, (Irish.) 1879.		POTATOES, (Sweet.) 1879.		TOBACCO. 1879.		ORCHARDS—1879. APPLE.			ORCHARDS—1879. PEACH.			Total value of orchard products of all kinds sold or consumed.	NURSERIES.		VINEYARDS.			MARKET GARDENS.	BEES—1879.		FOREST PRODUCTS.	
Area.	Crop.	Area.	Crop.	Area.	Crop.	Area.	Crop.	Acres.	Bearing trees.	Bushels. 1879.	Acres.	Bearing trees.	Bushels. 1879.		Acres.	Value of produce sold in 1879.	Acres.	Grapes sold in 1879.	Wine made in 1879.	Value of produce sold in 1879.	Honey.	Wax.	Amount of wood cut in 1879.	Value of all forest products sold or consumed in 1879.
Acres.	Lbs.	Acres.	Bush.	Acres.	Bush.	Acres.	Lbs.	No.	No.	No.	No.	No.	No.	Dollars.	No	Dollars.	No.	Lbs.	Galls.	Dollars.	Lbs.	Lbs.	Cords.	Dollars.
76	77	78	79	80	81	82	83	84	85	86	87	88	89	90	91	92	93	94	95	96	97	98	99	100
			20																					10
								1																10
																								15
		½																						20
								½	10															15
			10					½	25															15
									13															35
			7						15															20
																								33
																								5

B.

[7–306.]

Page No. 22
Supervisor's Dist: No. 7
Enumeration Dist: No. 139

NOTE A.—The light dotted perpendicular lines, which divide the spaces intended for numbers on this Schedule, are intended to separate the units, tens, &c., from each other, and the Enumerator should be careful that the figures are written within the small spaces so formed, thus: 7 4, the units in the right-hand small spaces. 4 2 1 3 9

NOTE B.—Make an affirmative entry by a slanting line (thus /) in one of the three columns 2, 3, and 4, according as the fact is in the case of each farm—in column 2, if the occupier is the owner of the farm; in column 3, if he is the tenant at a fixed money rental; in column 4, if he conducts it for a share of the product.

NOTE C.—Enumerators will observe that there are 100 questions relating to each farm, which are arranged in four successive divisions of each schedule page.

SCHEDULE 2.—Productions of Agriculture in Camden Township in the County of Ray, State of Missouri

enumerated by me on the 17th day of June, 1880. James Black Jr., *Enumerator.*

OF THE PERSON WHO CONDUCTS THIS FARM.				ACRES OF LAND.				FARM VALUES.			FENCES.		LABOR.			GRASS LANDS.						
	TENURE.			IMPROVED.		UNIMPROVED.										ACREAGE 1879.		PRODUCTS HARVESTED IN 1879.				
THE NAME.	Owner.	Rents for fixed money rental.	Rents for shares of products.	Tilled, including fallow and grass in rotation, (whether pasture or meadow.)	Permanent meadows, permanent pastures, orchards, vineyards.	Woodland and forest.	Other unimproved, including "old fields" not growing wood.	Of farm, including land, fences, and buildings.	Of farming implements and machinery.	Of Live Stock.	Cost of building and repairing in 1879.	Cost of fertilizers purchased in 1879.	Amount paid for wages for farm labor during 1879, including value of board.	Weeks hired labor in 1879 upon farm (and dairy) excluding house-work.	Estimated value of all farm productions (sold, consumed, or on hand) for 1879.	Mown.	Not Mown.	Hay.	Clover Seed.	Grass Seed.	Horses of all ages on hand June 1, 1880.	Mules and Asses, all ages, on hand June 1, 1880.
				No.	No.	No.	No.	Dollars.	Dollars.	Dollars.	Dollars.	Dollars.	Dollars.	No.	Dollars.	Acres.	Acres.	Tons.	Bushels.	Bushels.	No.	No.
1	3	3	4	5	6	7	8	9	10	11	12	13	14	15	16	17	18	19	20	21	22	23
1 Blair Jessie B.	/			50		10		600	135	410			75	10	200						1	3
2 Mc Mullen John M	/			30				300	5	100					160						1	
3 Spencer John F.			/	25		52		770	6	175					130						4	
4 Casey Charles		/		25		15		400	30	150					140						2	
5 Pigg William O.		/		16	4			160	30	150					60							2
6 Shirley Benjamin F.		/		28	10			300	10	225	25				160						2	
7 Parmelee Jasper	/			30		10		300	20	100	40				140						2	
8 Mc Mullen George W.	/			50		10		600	50	200	25		75		375						3	
9 Mitchell George W.	/			70	13	17		1200	100	200	20				380							2
10 Hanne Christian	/			90	10	60		1200	150	495	125		125	35	625						2	2

NEAT CATTLE AND THEIR PRODUCTS.											SHEEP.										SWINE.	POULTRY ON HAND JUNE 1ST, 1880, EXCLUSIVE OF SPRING HATCHING.		EGGS PRODUCED IN 1879.
ON HAND JUNE 1, 1880.			MOVEMENT, 1879.									MOVEMENT, 1879.							CLIP, SPRING 1880, SHORN AND TO BE SHORN.					
				Cattle of all ages									Sheep and lambs											
Working oxen.	Milch cows.	Other.	Calves dropped.	Purchased.	Sold living.	Slaughtered.	Died, strayed, and stolen, and not recovered.	Milk sold, or sent to butter and cheese factories in 1879.	Butter made on the farm in 1879.	Cheese made on the farm in 1879.	On hand June 1, 1880.	Lambs dropped.	Purchased.	Sold living.	Slaughtered.	Killed by dogs.	Died of disease.	Died of stress of weather.	Fleeces.	Weight.	On hand June 1, 1880.	Barn-yard.	Other.	Dozs.
No.	No.	No.	No.	No.	No.	No.	No.	Gallons.	Lbs.	Lbs.	No.	No.	No.	No.	No.	No.	No.	No.	No.	Lbs.	No.	No.	No.	Doz.
21	25	26	27	28	29	30	31	32	33	34	35	36	37	38	39	40	41	42	43	44	45	46	47	48
1	3	2	2		/				35												30	12		13
2	/								30												12	14		17
3																					2	25		30
4		/							30												17	29		35
5																					6	33		40
6	3								30												25	10		13
7	/	2	/						15												15	25		33
8	3		2		3				100		13	5					2		12	36	21	64		100
9	2	2	2						100												20	40		36
10	4	3	4		/				100		6	3				2	/		6	18	45	17		100

CEREALS.												PULSE.		FIBER.						SUGAR.						BROOM CORN. 1879.	
BARLEY. 1879.		BUCKWHEAT. 1879.		INDIAN CORN. 1879.		OATS. 1879.		RYE. 1879.		WHEAT. 1879.		Canada Peas, (Dry.) in 1879.	Beans, (Dry.) in 1879.	PLAX—1879.			HEMP.			SORGHUM—1879.			MAPLE—1879.				
Area.	Crop.	Area.	Crop.	Area.	Crop.	Area.	Crop.	Area.	Crop.	Area.	Crop.			Area in Crop.	Seed.	Straw.	Fiber.			Area in Crop.	Sugar.	Molasses.	Sugar.	Molasses.			
Acres.	Bush.	Acres.	Bush.	Acres.	Bush.	Acres.	Bush.	Acres.	Bush.	Acres.	Bush.	Bush.	Bush.	Acres.	Bush.	Tons.	Lbs.	Acres.	Tons.	Acres.	Lbs.	Galls.	Lbs.	Galls.	Acs.	Lbs.
49	50	51	52	53	54	55	56	57	58	59	60	61	62	63	64	65	66	67	68	69	70	71	72	73	74	75
1				16	750	3	92			19	44															
2				16	625					11	35									½		22				
3				24	750																	17				
4				25	700																					
5				9	225					3	25															
6				27	750	3	60																			
7				20	500					8	30															
8				40	1250					10	100									½		40				
9				30	1250					10	130									¼		40				
10				40	2000					35	237											30				

HOPS. 1879.		POTATOES, (Irish.) 1879.		POTATOES, (Sweet.) 1879.		TOBACCO. 1879.		ORCHARDS—1879.					NURSERIES.		VINEYARDS.			MARKET GARDENS.	BEES—1879.		FOREST PRODUCTS.	
								APPLE.			PEACH.											
Area.	Crop.	Area.	Crop.	Area.	Crop.	Area.	Crop.	Acres.	Bearing trees.	Bushels. 1879.	Acres.	Bearing trees.	Bushels. 1879.	Total value of orchard products of all kinds sold or consumed.	Acres.	Value of produce sold in 1879.	Acres.	Grapes sold in 1879.	Wine made in 1879.	Value of produce sold in 1879.	Honey.	Wax.	Amount of wood cut in 1879.	Value of all forest products sold or consumed in 1879.
Acres.	Lbs.	Acres.	Bush.	Acres.	Bush.	Acres.	Lbs.	No.	No.	No.	No.	No.	No.	Dollars.	No.	Dollars.	No.	Lbs.	Galls.	Dollars.	Lbs.	Lbs.	Cords.	Dollars.
76	77	78	79	80	81	82	83	84	85	86	87	88	89	90	91	92	93	94	95	96	97	98	99	100
																								20
		¼	18																					12
			15																					15
																								15
								1																10
																								10
		½	15					2	13														5	10
		½	12					½	20															20
								½	25															20
																								25

B

Received July 30, 1880.

[7–306.]

C.

Page No. 23
Supervisor's Dist: No. 7
Enumeration Dist: No. 139

NOTE A.—The light dotted perpendicular lines, which divide the spaces intended for numbers on this Schedule, are intended to separate the units, tens, &c., from each other, and the Enumerator should be careful that the figures are written within the small spaces so formed, thus: 741, the units in the right-hand small spaces.

NOTE B.—Make an affirmative entry by a slanting line (thus /) in one of the three columns 2, 3, and 4, according as the fact is in the case of each farm—in column 2, if the occupier is the owner of the farm; in column 3, if he is the tenant at a fixed money rental; in column 4, if he conducts it for a share of the product.

NOTE C.—Enumerators will observe that there are 100 questions relating to each farm, which are arranged in four successive divisions of each schedule page.

SCHEDULE 2.—Productions of Agriculture in Camden Township in the County of Ray, State of Missouri

enumerated by me on the 18th day of June, 1880. James Black Jr., *Enumerator.*

OF THE PERSON WHO CONDUCTS THIS FARM.				ACRES OF LAND.				FARM VALUES.			FENCES.		LABOR.			GRASS LANDS.						
	TENURE.			IMPROVED.		UNIMPROVED.										ACREAGE 1879.		PRODUCTS HARVESTED IN 1879.				
THE NAME.	Owner.	Rents for fixed money rental.	Rents for shares of products.	Tilled, including fallow and grass in rotation, (whether pasture or meadow.)	Permanent meadows, permanent pastures, orchards, vineyards.	Woodland and forest.	Other unimproved, including "old fields" not growing wood.	Of farm, including land, fences, and buildings.	Of farming implements and machinery.	Of Live Stock.	Cost of building and repairing in 1879.	Cost of fertilizers purchased in 1879.	Amount paid for wages for farm labor during 1879, including value of board.	Weeks hired labor in 1879 upon farm (and dairy) excluding house-work.	Estimated value of all farm productions (sold, consumed, or on hand) for 1879.	Mown.	Not Mown.	Hay.	Clover Seed.	Grass Seed.	Horses of all ages, on hand June 1, 1880.	Mules and Asses, all ages, on hand June 1, 1880.
				No.	No.	No.	No.	Dollars.	Dollars.	Dollars.	Dollars.	Dollars.	Dollars.	No.	Dollars.	Acres.	Acres.	Tons.	Bushels.	Bushels.	No.	No.
1	2	3	4	5	6	7	8	9	10	11	12	13	14	15	16	17	18	19	20	21	22	23
1 Pigg Reuben	1			140	40	85		4150	200	1875	20		275	50	1050	7		14			6	4
2 Vanderen Ashbury	1			75	5	20		2000	50	610			50	10	550						1	3
3 Creasor Riel	1			105	45	10		4000	100	1100	30		175	50	1000	10		20			6	1
4 Pigg William J.	1			20		20		1000	20	100											1	
X 5 Austin G. M.	1			40		40		1500														
6 Parton H.	1			20		23		500														
7																						
8																						
9																						
10																						

NEAT CATTLE AND THEIR PRODUCTS.											SHEEP.										SWINE.	POULTRY ON HAND JUNE 1ST, 1880, EXCLUSIVE OF SPRING HATCHING.		EGGS PRODUCED IN 1879.
ON HAND JUNE 1, 1880.			MOVEMENT, 1879.										MOVEMENT, 1879.						CLIP, SPRING 1880, SHORN AND TO BE SHORN.					
			Cattle of all ages										Sheep and lambs											
Working oxen.	Milch cows.	Other.	Calves dropped.	Purchased.	Sold living.	Slaughtered.	Died, strayed, and stolen, and not recovered.	Milk sold, or sent to butter and cheese factories in 1879.	Butter made on the farm in 1879.	Cheese made on the farm in 1879.	On hand June 1, 1880.	Lambs dropped.	Purchased.	Sold living.	Slaughtered.	Killed by dogs.	Died of disease.	Died of stress of weather.	Fleeces.	Weight.	On hand June 1, 1880.	Barnyard.	Other.	
No.	No.	No.	No.	No.	No.	No.	No.	Gallons.	Lbs.	Lbs.	No.	No.	No.	No.	No.	No.	No.	No.	No.	Lbs.	No.	No.	No.	Doz.
24	25	26	27	28	29	30	31	32	33	34	35	36	37	38	39	40	41	42	43	44	45	46	47	48
1	5	27	3	20	4				100												100	25		156
2	4	2	2		1				100		8	4		18					4	15	45	30		175
3	3	20	2						125					40							30	25		150
4																					14	12		
5																								
6																								
7																								
8																								
9																								
10																								

CEREALS.												PULSE.		FIBER.						SUGAR.					BROOM CORN.	
BARLEY. 1879.		BUCKWHEAT. 1879.		INDIAN CORN. 1879.		OATS. 1879.		RYE. 1879.		WHEAT. 1879.				FLAX—1879.				HEMP.		SORGHUM—1879.		MAPLE—1879.				
Area.	Crop.	Area.	Crop.	Area.	Crop.	Area.	Crop.	Area.	Crop.	Area.	Crop.	Canada Peas, (Dry) in 1879.	Beans, (Dry) in 1879.	Area in Crop.	Seed.	Straw.	Fiber.			Area in Crop.	Sugar.	Molasses.	Sugar.	Molasses.		
Acres.	Bush.	Acres.	Bush.	Acres.	Bush.	Acres.	Bush.	Acres.	Bush.	Acres.	Bush.	Bush.	Bush.	Acres.	Bush.	Tons.	Lbs.	Acs.	Tns.	Acres.	Lbs.	Galls.	Lbs.	Galls.	Acs.	Lbs.
49	50	51	52	53	54	55	56	57	58	59	60	61	62	63	64	65	66	67	68	69	70	71	72	73	74	75
1				55	3000	8	240			45	400															
2				35	1500					25	240									½		50				
3				65	3000					35	450															
4				20	800																					
5																										
6																										
7																										
8																										
9																										
10																										

HOPS. 1879.		POTATOES, (Irish.) 1879.		POTATOES, (Sweet.) 1879.		TOBACCO. 1879.		ORCHARDS—1879.						NURSERIES.		VINEYARDS.			MARKET GARDENS.	BEES—1879.		FOREST PRODUCTS.	
								APPLE.			PEACH.												
Area.	Crop.	Area.	Crop.	Area.	Crop.	Area.	Crop.	Acres.	Bearing trees.	Bushels. 1879.	Acres.	Bearing trees.	Bushels 1879.	Total value of orchard products of all kinds sold or consumed.	Acres.	Value of produce sold in 1879.	Acres.	Grapes sold in 1879.	Wine made in 1879.	Value of produce sold in 1879.	Honey.	Wax.	Amount of wood cut in 1879.	Value of all forest products sold or consumed in 1879.
Acres.	Lbs.	Acres.	Bush.	Acres.	Bush.	Acres.	Lbs.	No.	No.	No.	No.	No.	No.	Dollars.	No.	Dollars.	No.	Lbs.	Galls.	Dollars.	Lbs.	Lbs.	Cords.	Dollars.
76	77	78	79	80	81	82	83	84	85	86	87	88	89	90	91	92	93	94	95	96	97	98	99	100
1		½	40					2	10														60	100
2			15					1½	20															20
3		½	40					1																30
4																								
5																								
6																								
7																								
8																								
9																								
10																								

11 12 4 11 9

[7–306.]

Recd July 30, 1880

A.

Page No. One
Supervisor's Dist: No. 7
Enumeration Dist: No. 140

NOTE A.—The light dotted perpendicular lines, which divide the spaces intended for numbers on this Schedule, are intended to separate the units, tens, &c., from each other, and the Enumerator should be careful that the figures are written within the small spaces so formed, thus: | | 7 | 4 |, the units | | 4 | 2 | 1 | in the right-hand small spaces. | | 3 | 9 |

NOTE B.—Make an affirmative entry by a slanting line (thus /) in one of the three columns 2, 3, and 4, according as the fact is in the case of each farm—in column 2, if the occupier is the owner of the farm; in column 3, if he is the tenant at a fixed money rental; in column 4, if he conducts it for a share of the product.

NOTE C.—Enumerators will observe that there are 100 questions relating to each farm, which are arranged in four successive divisions of each schedule page.

SCHEDULE 2.—Productions of Agriculture in Crooked River Township in the County of Ray, State of Mo.

enumerated by me on the 1st day of June, 1880. John F. Morton, Enumerator.

OF THE PERSON WHO CONDUCTS THIS FARM.				ACRES OF LAND.				FARM VALUES.			FENCES.		LABOR.			GRASS LAND.							
	TENURE.			IMPROVED.		UNIMPROVED.										ACREAGE 1879.		PRODUCTS HARVESTED IN 1879.			Horses of all ages on hand June 1, 1880.	Mules and Asses, all ages, on hand June 1, 1880.
THE NAME.	Owners.	Rents for fixed money rental.	Rents for shares of products.	Tilled, including fallow and grass in rotation, (whether pasture or meadow.)	Permanent meadows, permanent pastures, orchards, vineyards.	Woodland and forest.	Other unimproved, including "old fields" not growing wood.	Of farm, including land, fences, and buildings.	Of farming implements and machinery.	Of Live Stock.	Cost of building and repairing in 1879.	Cost of fertilizers purchased in 1879.	Amount paid for wages for farm labor during 1879, including value of board.	Weeks hired labor in 1879 upon farm (and dairy) excluding house-work.	Estimated value of all farm productions (sold, consumed, or on hand) for 1879.	Mown.	Not Mown.	Hay.	Clover Seed.	Grass Seed.		
	No.	No.	No.	Dollars.	Dollars.	Dollars.										Acres.	Acres.	Tons.	Bushels.	Bushels.	No.	No.
	2	3	4	5	6	7	8	9	10	11	12	13	14	15	16	17	18	19	20	21	22	23
1 Heughes Derry	/			75	80			1600	200	2000	100		500	100	500	50		25			8	7
2 Buchanan Laurka	/			120	80			2000		225			300	60	100						2	
3 Gains Ephriam			/	32	32			500	25	125					200						2	
4 Boggess Nafield	/			30	15			450		75			40	12	175						5	
5 McEleny Ruby	/			5		50		400	30	450					200						4	1
6 Brantletter Adam			/	70				1000	30	300	25				200						4	
7 Brewer John			/	12	8			130	20	100					100						2	
8 Freeman John	/			60		20		600	50	400					350						4	
9 Ridgell J Jr			/	100				3500	200	500	15		400	35	700						4	2
10 Riswell John			/	45		65		1500	100	250					200						8	

NEAT CATTLE AND THEIR PRODUCTS.											SHEEP.										SWINE.	POULTRY ON HAND JUNE 1ST, 1880, EXCLUSIVE OF SPRING HATCHING.		EGGS PRODUCED IN 1879.
ON HAND JUNE 1, 1880.			MOVEMENT, 1879.								ON HAND JUNE 1, 1880.	MOVEMENT, 1879.							CLIP, SPRING 1880, SHORN AND TO BE SHORN.		ON HAND JUNE 1, 1880.			
			Cattle of all ages					Milk sold, or sent to but ter and cheese factories in 1879.	Butter made on the farm in 1879.	Cheese made on the farm in 1879.		Sheep and lambs												
Working oxen.	Milch cows.	Other.	Calves dropped.	Purchased.	Sold living.	Slaughtered.	Died, strayed, and st. len, and not recovered.					Lambs dropped.	Purchased.	Sold living.	Slaughtered.	Killed by dogs.	Died of disease.	Died of stress of weather.	Fleeces.	Weight.	On hand June 1, 1880.	Barnyard.	Other.	
No.	No.	No.	No.	No.	No.	No.	No.	Gallons.	Lbs.	Lbs.	No.	No.	No.	No.	No.	No.	No.	No.	No.	Lbs.	No.	No.	No.	Doz.
24	25	26	27	28	29	30	31	32	33	34	35	36	37	38	39	40	41	42	43	44	45	46	47	48
	10	6 5	10		13		2		160		3	1	2		2				3	23	7 1	48		100
	2	2	2		2				100												10	20		250
	1	3	2																		8	6		30
	2	2	2		2				60												15	14		50
	5	5	4		1	1			150		30	15		4			1		22	65	20	50		200
	4	3							75												9	35		80
	1	1	1						20													12		15
	4	4	4			1			35												8	35		100
	7	13	16		5				300		53	20				6	2		48	240	280	50	80	300
	1	2	1	2			1														40	50		100

CEREALS.										PULSE.		FIBER.						SUGAR.					BROOM CORN.	
BARLEY. 1879.		BUCKWHEAT. 1879.		INDIAN CORN. 1879.		OATS. 1879.		RYE. 1879.		WHEAT. 1879.		Canada Peas, (Dry.) in 1879.	Beans, (Dry.) in 1879.	FLAX—1879.			HEMP.		SORGHUM—1879.			MAPLE—1879.		1879.	
Area.	Crop.	Area.	Crop.	Area.	Crop.	Area.	Crop.	Area.	Crop.	Area.	Crop.			Area in Crop.	Seed.	Straw.	Fiber.		Area in Crop.	Sugar.	Molasses.	Sugar.	Molasses.		
Acres.	Bush.	Acres.	Bush.	Acres.	Bush.	Acres.	Bush.	Acres.	Bush.	Acres.	Bush.	Bush.	Bush.	Acres.	Bush.	Tons.	Lbs.	Acres.	Acres.	Lbs.	Galls.	Lbs.	Galls.	Acs.	Lbs.
49	50	51	52	53	54	55	56	57	58	59	60	61	62	63	64	65	66	67	68	69	70	71	72	73	74	75
				70	2800					40	600														
				15	375																				
				32	700																				
				15	500					15	318														
				5	100														1/4		25				
				35	1575	2	80																		
				12	250																				
				40	1500					20	415														
				70	2800	10	300			35	360														
				30	2000					18	125														

HOPS. 1879.		POTATOES, (Irish.) 1879.		POTATOES, (Sweet.) 1879.		TOBACCO. 1879.		ORCHARDS—1879.						NURSERIES.		VINEYARDS.			MARKET GARDENS.	BEES—1879.		FOREST PRODUCTS.	
								APPLE.			PEACH.												
Area.	Crop.	Area.	Crop.	Area.	Crop.	Area.	Crop.	Acres.	Bearing trees.	Bushels. 1879.	Acres.	Bearing trees.	Bushels. 1879.	Total value of orchard products of all kinds sold or consumed.	Acres.	Value of produce sold in 1879.	Acres.	Grapes sold in 1879.	Wine made in 1879.	Value of produce sold in 1879.	Honey.	Wax.	Amount of wood cut in 1879.	Value of all forest products sold or consumed in 1879.
Acres.	Lbs.	Acres.	Bush.	Acres.	Bush.	Acres.	Lbs.	No.	No.	No.	No.	No.	No.	Dollars.	No.	Dollars.	No.	Lbs.	Galls.	Dollars.	Lbs.	Lbs.	Cords.	Dollars.
76	77	78	79	80	81	82	83	84	85	86	87	88	89	90	91	92	93	94	95	96	97	98	99	100
		1	30	1	20			3																
								5	20	150				7500										
								1	10	10				500									10	1500
								1	15	50				25									15	15
																							5	5
																							8	8
								1	25	150				75									10	10
		1	30					2	50	225				112							60		25	25
								6	45	150				75									40	40

8

B.

[7—306.]

Page No. Two
Supervisor's Dist: No. 7
Enumeration Dist: No. 140

NOTE A.—The light dotted perpendicular lines, which divide the spaces intended for numbers on this Schedule, are intended to separate the units, tens, &c., from each other, and the Enumerator should be careful that the figures are written within the small spaces so formed, thus: | | 7 | 4 |, the units | 4 | 2 | 1 | | 3 | 9 |

NOTE B.—Make an affirmative entry by a slanting line (thus /) in one of the three columns 2, 3, and 4, according as the fact is in the case of each farm—in column 2, if the occupier is the owner of the farm; in column 3, if he is the tenant at a fixed money rental; in column 4, if he conducts it for a share of the product.

NOTE C.—Enumerators will observe that there are 100 questions relating to each farm, which are arranged in four successive divisions of each schedule page.

SCHEDULE 2.—Productions of Agriculture in Crooked River Township in the County of Ray, State of Missouri

enumerated by me on the First day of June, 1880. John F Morton, *Enumerator.*

OF THE PERSON WHO CONDUCTS THIS FARM.				ACRES OF LAND.				FARM VALUES.			FENCES.		LABOR.			GRASS LANDS.						
	TENURE.			IMPROVED.		UNIMPROVED.										ACREAGE 1879.		PRODUCTS HARVESTED IN 1879.				
THE NAME.	Owner.	Rents for fixed money rental.	Rents for shares of products.	Tilled, including fallow and grass in rotation, [whether pastures or meadow.]	Permanent meadows, permanent pastures, orchards, vineyards.	Woodland and forest.	Other unimproved, including "old fields" not growing wood.	Of farm, including land, fences, and buildings.	Of farming implements and machinery.	Of Live Stock.	Cost of building and repairing in 1879.	Cost of fertilizers purchased in 1879.	Amount paid for wages for farm labor during 1879, including value of board.	Weeks hired labor in 1879 upon farm (and dairy) excluding housework.	Estimated value of all farm productions (sold, consumed, or on hand) for 1879.	Mown.	Not Mown.	Hay.	Clover Seed.	Grass Seed.	Horses of all ages on hand June 1, 1880.	Mules and Asses, all ages, on hand June 1, 1880.
	No.	No.	No.	No.	No.	No.	No.	Dollars.	Dollars.	Dollars.	Dollars.	Dollars.	Dollars.	No.	Dollars.	Acres.	Acres.	Tons.	Bushels.	Bushels.	No.	No.
1	2	3	4	5	6	7	8	9	10	11	12	13	14	15	16	17	18	19	20	21	22	23
1 Marshall Thomas	/			9				125	15	175	3		20	10	125						2	
2 Allan James	/			6		11		100	5	100	20				100						2	1
3 Deard Peyton	/			12		10		250	10	150					150							2
4 West Kearney			/	70		70		1200	50	150	15		15	5	200						3	
5 Noble Rielly			/	40		20		600	75	150			20	4	100							
6 Bailey James			/	25				300	20	150			20	4	200							2
7																						
8																						
9																						
10																						

NEAT CATTLE AND THEIR PRODUCTS.											SHEEP.										SWINE.	POULTRY ON HAND JUNE 1ST, 1880, EXCLUSIVE OF SPRING HATCHING.		EGGS PRODUCED IN 1879.
ON HAND JUNE 1, 1880.			MOVEMENT, 1879.									MOVEMENT, 1879.							CLIP, SPRING 1880, BORN AND TO BE SHORN.						
				Cattle of all ages									Sheep and lambs											
Working oxen.	Milch cows.	Other.	Calves dropped.	Purchased.	Sold living.	Slaughtered.	Died, strayed, and stolen, and not recovered.	Milk sold, or sent to butter and cheese factories in 1879.	Butter made on the farm in 1879.	Cheese made on the farm in 1879.	On hand June 1, 1880.	Lambs dropped.	Purchased.	Sold living.	Slaughtered.	Killed by dogs.	Died of disease.	Died of stress of weather.	Fleeces.	Weight.	On hand June 1, 1880.	Barn-yard.	Other.	
No.	No.	No.	No.	No.	No.	No.	No.	Gallons.	Lbs.	Lbs.	No.	No.	No.	No.	No.	No.	No.	No.	No.	Lbs.	No.	No.	No.	Doz.
24	25	26	27	28	29	30	31	32	33	34	35	36	37	38	39	40	41	42	43	44	45	46	47	48
1	2	1	1	2	1				50												19	25	1	104
2	2	2			1				25												12	20		40
3	2	3							50												9	24		50
4	2	3							50												8	20		100
5	1								25												10	14	1	200
6	2	1							50												4	34	6	200
7																								
8																								
9																								
10																								

CEREALS.												PULSE.		FIBER.						SUGAR.					BROOM CORN.	
BARLEY. 1879.		BUCKWHEAT. 1879.		INDIAN CORN. 1879.		OATS. 1879.		RYE. 1879.		WHEAT. 1879.				FLAX—1879.				HEMP.		SORGHUM—1879.			MAPLE—1879.			
Area.	Crop.	Area.	Crop.	Area.	Crop.	Area.	Crop.	Area.	Crop.	Area.	Crop.	Canada Peas, (Dry.) in 1879.	Beans, (Dry.) in 1879.	Area in Crop.	Seed.	Straw.	Fiber.			Area in Crop.	Sugar.	Molasses.	Sugar.	Molasses.		
Acres.	Bush.	Acres.	Bush.	Acres.	Bush.	Acres.	Bush.	Acres.	Bush.	Acres.	Bush.	Bush.	Bush.	Acres.	Bush.	Tons.	Lbs.	Acs.	Tns.	Acres.	Lbs.	Galls.	Lbs.	Galls.	Acs.	Lbs.
49	50	51	52	53	54	55	56	57	58	59	60	61	62	63	64	65	66	67	68	69	70	71	72	73	74	75
1				9	400															½		15				
2				6	240																					
3				12	325																					
4				41	1600															¼		2½				
5				30	1200																					
6				25	375	5	150			20	250															
7																										
8																										
9																										
10																										

HOPS. 1879.		POTATOES, (Irish.) 1879.		POTATOES, (Sweet.) 1879.		TOBACCO. 1879.		ORCHARDS—1879.						NURSERIES.		VINEYARDS.			MARKET GARDENS.	BEES—1879.		FOREST PRODUCTS.	
								APPLE.			PEACH.												
Area.	Crop.	Area.	Crop.	Area.	Crop.	Area.	Crop.	Acres.	Bearing trees.	Bushels. 1879.	Acres.	Bearing trees.	Bushels. 1879.	Total value of orchard products of all kinds sold or consumed.	Acres.	Value of produce sold in 1879.	Acres.	Grapes sold in 1879.	Wine made in 1879.	Value of produce sold in 1879.	Honey.	Wax.	Amount of wood cut in 1879.	Value of all forest products sold or consumed in 1879.
Acres.	Lbs.	Acres.	Bush.	Acres.	Bush.	Acres.	Lbs.	No.	No.	No.	No.	No.	No.	Dollars.	No.	Dollars.	No.	Lbs.	Galls.	Dollars.	Lbs.	Lbs.	Cords.	Dollars.
76	77	78	79	80	81	82	83	84	85	86	87	88	89	90	91	92	93	94	95	96	97	98	99	100
1						¼	100													100		10	10	10
2																							40	40
3																							10	10
4								/	25	20				5									15	15
5																							5	0
6																							15	15
7																								
8																								
9																								
10																								

Recd July 30, 1880

C.

Page No. Three
Supervisor's Dist: No. 7
Enumeration Dist: No. 140

NOTE A.—The light dotted perpendicular lines, which divide the spaces intended for numbers on this Schedule, are intended to separate the units, tens, &c., from each other, and the Enumerator should be careful that the figures are written within the small spaces so formed, thus: | 7 | 4 |, the units | 4 2 1 | in the right-hand small spaces. | 3 | 9 |

NOTE B.—Make an affirmative entry by a slanting line (thus /) in one of the three columns 2, 3, and 4, according as the fact is in the case of each farm—in column 2, if the occupier is the owner of the farm; in column 3, if he is the tenant at a fixed money rental; in column 4, if he conducts it for a share of the product.

NOTE C.—Enumerators will observe that there are 100 questions relating to each farm, which are arranged in four successive divisions of each schedule page.

SCHEDULE 2.—Productions of Agriculture in Crooked River Township in the County of Ray, State of Missouri

enumerated by me on the 2nd day of June, 1880. John F. Morton, *Enumerator.*

OF THE PERSON WHO CONDUCTS THIS FARM.				ACRES OF LAND.				FARM VALUES.			FENCES.		LABOR.			GRASS LANDS.						
	TENURE.			IMPROVED.		UNIMPROVED.										ACREAGE 1879.		PRODUCTS HARVESTED IN 1879.				
THE NAME.	Owner.	Rents for fixed money rental.	Rents for shares of products.	Tilled, including fallow and grass in rotation, (whether pasture or meadow.)	Permanent meadows, permanent pastures, orchards, vineyards.	Woodland and forest.	Other unimproved, including "old fields" not growing wood.	Of farm, including land, fences, and buildings.	Of farming implements and machinery.	Of Live Stock.	Cost of building and repairing in 1879.	Cost of fertilizers purchased in 1879.	Amount paid for wages for farm labor during 1879, including value of board.	Weeks hired labor in 1879 upon farm (and dairy) excluding housework.	Estimated value of all farm productions (sold, consumed, or on hand) for 1879.	Mown.	Not Mown.	Hay.	Clover Seed.	Grass Seed.	Horses of all ages on hand June 1, 1880.	Mules and Asses, all ages, on hand June 1, 1880.
				No.	No.	No.	No.	Dollars.	Dollars.	Dollars.	Dollars.	Dollars.	Dollars.	No.	Dollars.	Acres.	Acres.	Tons.	Bushels.	Bushels.	No.	No.
1	2	3	4	5	6	7	8	9	10	11	12	13	14	15	16	17	18	19	20	21	22	23
1 Thomas Jesse			/	40		15		450	25	200			48	12	200							2
2 Snowden Philip	/			10		7		150	5	125	10				100						2	/
3 Snowden Charles	/			15		5		200	10	100	15				75						3	
4 Freeman George		/		4				30	5	75					50						2	
5 Brennan AC	/			9		31		250	10	150					150							2
6 Trent William		/		15		31		275	30	150	20				200						4	1
7 Fontaine James		/		16		10		350	50	200	18				125						2	
8 Holland Margt	/			30		20		800	125	225	25		75	16	316						1	2
9 Woodmansee Oliver	/			45	1	30		500	200	300			40	10	500						2	
10 Smith James	/			70	1	10		1000	10	500	50		35		10						4	4

NEAT CATTLE AND THEIR PRODUCTS.											SHEEP.										SWINE.	POULTRY ON HAND JUNE 1ST, 1880, EXCLUSIVE OF SPRING HATCHING.		
ON HAND JUNE 1, 1880.			MOVEMENT, 1879.								ON hand June 1, 1880.	MOVEMENT, 1879.							CLIP, SPRING 1880, SHORN AND TO BE SHORN.		ON hand June 1, 1880.			EGGS PRODUCED IN 1879.
			Cattle of all ages					Milk sold, or sent to butter and cheese factories in 1879.	Butter made on the farm in 1879.	Cheese made on the farm in 1879.		Lambs dropped.	Sheep and lambs						Fleeces.	Weight.		Barn-yard.	Other	
Working oxen.	Milch cows.	Other.	Calves dropped.	Purchased.	Sold living.	Slaughtered.	Died, strayed, and stolen, and not recovered.						Purchased.	Sold living.	Slaughtered.	Killed by dogs.	Died of disease.	Died of stress of weather.						
No.	No.	No.	No.	No.	No.	No.	No.	Gallons.	Lbs.	Lbs.	No.	No.	No.	No.	No.	No.	No.	No.	No.	Lbs.	No.	No.	No.	Doz.
24	25	26	27	28	29	30	31	32	33	34	35	36	37	38	39	40	41	42	43	44	45	46	47	48
1	1								25												9	12		150
2	2	1	2		1				60												7	25		100
3	1	1																	2	6	25	24		10
4	1										2	1							2	6		30		50
5	1		1		1				50												11	130		375
6																					1	60		100
7	2	1	1		1				100												7	12		175
8	1	2	1						50												24	36		100
9	2		1		1		1		100												50	24		100
10	8	22	5				1		300												20	30		200

CEREALS.										PULSE.		FIBER.						SUGAR.						BROOM CORN. 1879.	
BARLEY. 1879.		BUCKWHEAT. 1879.		INDIAN CORN. 1879.		OATS. 1879.		RYE. 1879.		WHEAT. 1879.			FLAX—1879.			HEMP.		SORGHUM—1879.			MAPLE—1879.				
Area.	Crop.	Area.	Crop.	Area.	Crop.	Area.	Crop.	Area.	Crop.	Area.	Crop.	Canada Peas, (Dry,) in 1879.	Beans, (Dry) in 1879.	Area in Crop.	Seed.	Straw.	Fiber.	Area in Crop.	Sugar.	Molasses.	Sugar.	Molasses.			
Acres.	Bush.	Acres.	Bush.	Acres.	Bush.	Acres.	Bush.	Acres.	Bush.	Acres.	Bush.	Bush.	Bush.	Acres.	Bush.	Tons.	Lbs.	Acres.	Lbs.	Galls.	Lbs.	Galls.	Acres.	Lbs.
49	50	51	52	53	54	55	56	57	58	59	60	61	62	63	64	65	66	67	68	69	70	71	72	73	74	75
				90	2250					70	30															
				10	500																					
				15	525																					
				4	80																					
				7	315																					
				15	625					3	51							1		100						
				16	625																					
				60	2700																					
				40	2000					10	250															
				50	2500	5	200			12	300															

HOPS. 1879.		POTATOES, (Irish.) 1879.		POTATOES, (Sweet.) 1879.		TOBACCO. 1879.		ORCHARDS—1879.						Total value of orchard products of all kinds sold or consumed.	NURSERIES.		VINEYARDS.			MARKET GARDENS.	BEES—1879.		FOREST PRODUCTS.	
								APPLE.			PEACH.													
Area.	Crop.	Area.	Crop.	Area.	Crop.	Area.	Crop.	Acres.	Bearing trees.	Bushels. 1879.	Acres.	Bearing trees.	Bushels. 1879.		Acres.	Value of produce sold in 1879.	Acres.	Grapes sold in 1879.	Wine made in 1879.	Value of produce sold in 1879.	Honey.	Wax.	Amount of wood cut in 1879.	Value of all forest products sold or consumed in 1879.
Acres.	Lbs.	Acres.	Bush.	Acres.	Bush.	Acres.	Lbs.	No.	No.	No.	No.	No.	No.	Dollars.	No.	Dollars.	No.	Lbs.	Galls.	Dollars.	Lbs.	Lbs.	Cords.	Dollars.
76	77	78	79	80	81	82	83	84	85	86	87	88	89	90	91	92	93	94	95	96	97	98	99	100
																							15	15
																					30	5	8	4
																							10	5
																							8	4
																							15	15
																							10	20
																					15	4	12	24
								1	50														20	30
						½	100	1	40														20	40
		1	40					1	45												80	10	25	25

D.

[7—306.]

Page No. Four
Supervisor's Dist: No. 7
Enumeration Dist: No. 140

NOTE A.—The light dotted perpendicular lines, which divide the spaces intended for numbers on this Schedule, are intended to separate the units, tens, &c., from each other, and the Enumerator should be careful that the figures are written within the small spaces so formed, thus: 7 4, the units in the right-hand small spaces. 4 2 1 3 9

NOTE B.—Make an affirmative entry by a slanting line (thus /) in one of the three columns 2, 3, and 4, according as the fact is in the case of each farm—in column 2, if the occupier is the owner of the farm; in column 3, if he is the tenant at a fixed money rental; in column 4, if he conducts it for a share of the product.

NOTE C.—Enumerators will observe that there are 100 questions relating to each farm, which are arranged in four successive divisions of each schedule page.

SCHEDULE 2.—Productions of Agriculture in Crooked River Township in the County of Ray, State of Missouri

enumerated by me on the 2nd day of June, 1880.

Enumerator.

OF THE PERSON WHO CONDUCTS THIS FARM.				ACRES OF LAND.				FARM VALUES.			FENCES		LABOR.			GRASS LANDS.						
	TENURE.			IMPROVED.		UNIMPROVED.										ACREAGE 1879.		PRODUCTS HARVESTED IN 1879.				
THE NAME.	Owner.	Rents for fixed money rental.	Rents for shares of products.	Tilled, including fallow and grass in rotation, (whether pasture or meadow.)	Permanent meadows, permanent pastures, orchards, vineyards.	Woodland and forest.	Other unimproved, including "old fields" not growing wood.	Of farm, including land, fences, and buildings.	Of farming implements and machinery.	Of Live Stock.	Cost of building and repairing in 1879.	Cost of fertilizers purchased in 1879.	Amount paid for wages for farm labor during 1879, including value of board.	Weeks hired labor in 1879 upon farm (and dairy) excluding house-work.	Estimated value of all farm productions (sold, consumed, or on hand) for 1879.	Mown.	Not Mown.	Hay.	Clover Seed.	Grass Seed.	Horses of all ages on hand June 1, 1880.	Mules and Asses, all ages, on hand June 1, 1880.
	Owner.	Rents for fixed money rental.	Rents for shares of products.	No.	No.	No.	No.	Dollars.	Dollars.	Dollars.	Dollars.	Dollars.	Dollars.	No.	Dollars.	Acres.	Acres.	Tons.	Bushels.	Bushels.	No.	No.
	2	3	4	5	6	7	8	9	10	11	12	13	14	15	16	17	18	19	20	21	22	23
1 Farrel Cuff	/			5	2	2		70	7	175					75						1	2
2 Donohoe John	/			20		15		400	5	50					50							
3 Quinn John	/			17		35		1680	60	400	20		234	40	400						4	3
4 Vaughn Allen			/	320	40	120		8410	250	1000	150		380	82	1500	10		12			7	
5 Garlan James			/	150				2500	150	500	100		250	60	1000						2	4
6																						
7																						
8																						
9																						
10																						

NEAT CATTLE AND THEIR PRODUCTS.												SHEEP.										SWINE.	POULTRY ON HAND JUNE 1ST, 1880, EXCLUSIVE OF SPRING HATCHING.		EGGS PRODUCED IN 1879.
ON HAND JUNE 1, 1880.			MOVEMENT, 1879.									ON HAND JUNE 1, 1880.	MOVEMENT, 1879.							CLIP, SPRING 1880, SHORN AND TO BE SHORN.						
			Calves dropped.	Cattle of all ages				Milk sold, or sent to butter and cheese factories in 1879.	Butter made on the farm in 1879.	Cheese made on the farm in 1879.		Lambs dropped.	Sheep and lambs							Fleeces.	Weight.	On hand June 1, 1880.	Barn-yard.	Other.	
				Purchased.	Sold living.	Slaughtered.	Died, strayed, and stolen, and not recovered.						Purchased.	Sold living.	Slaughtered.	Killed by dogs.	Died of diseases.	Died of stress of weather.							
Working oxen.	Milch cows.	Other.																							
No.	No.	No.	No.	No.	No.	No.	No.	Gallons.	Lbs.	Lbs.	No.	No.	No.	No.	No.	No.	No.	No.	No.	Lbs.	No.	No.	No.	Doz.
24	25	26	27	28	29	30	31	32	33	34	35	36	37	38	39	40	41	42	43	44	45	46	47	48
1	1	1																			9	14		40
2	2	2	2						50												7	7		35
3	6	10	4						200												30	70		200
4	1	5	3	5	6	2			155												20	36		100
5	8	18	8		3				550		3	1							2	8	18	72		200
6																								
7																								
8																								
9																								
10																								

CEREALS.												PULSE.		FIBER.						SUGAR.					BROOM CORN.	
BARLEY. 1879.		BUCKWHEAT. 1879.		INDIAN CORN. 1879.		OATS. 1879.		RYE. 1879.		WHEAT. 1879.				FLAX—1879.				HEMP.		SORGHUM—1879.			MAPLE—1879.			
Area.	Crop.	Area.	Crop.	Area.	Crop.	Area.	Crop.	Area.	Crop.	Area.	Crop.	Canada Peas. (Dry.) in 1879.	Beans. (Dry.) in 1879.	Area in Crop.	Seed.	Straw.	Fiber.			Area in Crop.	Sugar.	Molasses.	Sugar.	Molasses.	1879.	
Acres.	Bush.	Acres.	Bush.	Acres.	Bush.	Acres	Bush.	Acres.	Bush.	Acres.	Bush.	Bush.	Bush.	Acres.	Bush.	Tons.	Lbs.	Acs.	Tns.	Acres.	Lbs.	Galls.	Lbs.	Galls.	Acs.	Lbs.
49	50	51	52	53	54	55	56	57	58	59	60	61	62	63	64	65	66	67	68	69	70	71	72	73	74	75
1				10	350																					
2				5	200																					
3				70	2100	3	100	1	12	16	240															
4				90	4500					15	300															
5				70	1850			3	20	75	1000															
6																										
7																										
8																										
9																										
10																										

HOPS. 1879.		POTATOES, (Irish.) 1879.		POTATOES, (Sweet.) 1879.		TOBACCO. 1879.		ORCHARDS—1879.						NURSERIES.		VINEYARDS.			MARKET GARDENS.	BEES—1879.		FOREST PRODUCTS.	
								APPLE.			PEACH.												
Area.	Crop.	Area.	Crop.	Area.	Crop.	Area.	Crop.	Acres.	Bearing trees.	Bushels. 1879.	Acres.	Bearing trees.	Bushels. 1879.	Total value of orchard products of all kinds sold or consumed.	Acres.	Value of produce sold in 1879.	Acres.	Grapes sold in 1879.	Wine made in 1879.	Value of produce sold in 1879.	Honey.	Wax.	Amount of wood cut in 1879.	Value of all forest products sold or consumed in 1879.
Acres.	Lbs.	Acres.	Bush.	Acres.	Bush.	Acres.	Lbs.	No.	No.	No.	No.	No.	No.	Dollars.	No.	Dollars.	No.	Lbs.	Galls.	Dollars.	Lbs.	Lbs.	Cords.	Dollars.
76	77	78	79	80	81	82	83	84	85	86	87	88	89	90	91	92	93	94	95	96	97	98	99	100
1																							10	5
2																							8	4
3																							12	12
4			1	30				4	15	30				20									10	15
5			1	50				1	50	10				15									3	3
6																								
7																								
8																								
9																								
10																								

[7–306.]

Rec'd July 30, 1880

A.

Page No. Five
Supervisor's Dist: No. 4
Enumeration Dist: No. 140

NOTE A.—The light dotted perpendicular lines, which divide the spaces intended for numbers on this Schedule, are intended to separate the units, tens, &c., from each other, and the Enumerator should be careful that the figures are written within the small spaces so formed, thus: 7 4, the units 4 2 1 3 9 in the right-hand small spaces.

NOTE B.—Make an affirmative entry by a slanting line (thus /) in one of the three columns 2, 3, and 4, according as the fact is in the case of each farm—in column 2, if the occupier is the owner of the farm; in column 3, if he is the tenant at a fixed money rental; in column 4, if he conducts it for a share of the product.

NOTE C.—Enumerators will observe that there are 100 questions relating to each farm, which are arranged in four successive divisions of each schedule page.

SCHEDULE 2.—Productions of Agriculture in Crooked River Township in the County of Ray, State of Missouri

enumerated by me on the 3rd day of June, 1880. John F. Morton, *Enumerator.*

OF THE PERSON WHO CONDUCTS THIS FARM.				ACRES OF LAND.				FARM VALUES.			FENCES		LABOR.			GRASS LANDS.						
	TENURE.			IMPROVED.		UNIMPROVED.										ACREAGE 1879.		PRODUCTS HARVESTED IN 1879.				
THE NAME.	Owns.	Rents for fixed money rental.	Rents for shares of products.	Tilled, including fallow and grass in rotation, (whether pasture or meadow.)	Permanent meadows, permanent pastures, orchards, vineyards.	Woodland and forest.	Other unimproved, including "old fields" not growing wood.	Of farm, including land, fences, and buildings.	Of farming implements and machinery.	Of Live Stock.	Cost of building and repairing in 1879.	Cost of fertilizers purchased in 1879.	Amount paid for wages for farm labor during 1879, including value of board.	Weeks hired labor in 1879 upon farm (and dairy) excluding house-work	Estimated value of all farm productions (sold, consumed, or on hand) for 1879.	Mown.	Not Mown.	Hay.	Clover Seed.	Grass Seed.	Horses of all ages on hand June 1, 1880.	Mules and Asses, all ages, on hand June 1, 1880.
				No.	No.	No.	No.	Dollars.	Dollars.	Dollars.	Dollars.	Dollars.	Dollars.	No.	Dollars.	Acres.	Acres.	Tons.	Bushels.	Bushels.	No.	No.
1	2	3	4	5	6	7	8	9	10	11	12	13	14	15	16	17	18	19	20	21	22	23
1 McKeler Catherine			/	75				1500	15	225					250						4	
2 Rankin Allen			/	90	10			2400	30	300					400						8	3
3 Roulle Frank			/	50				1000	15	150					100						2	1
4 Mefft William			/	30				600	20	75					200						2	
5 Neville Joseph	/			90		17		1000	100	200			150	30	400						2	2
6 Willard John L	/			75	88	120		4000	100	200					450						3	
7 Beatty William		/		70		40		1500	75	175	25				350						2	2
8 Willard Thomas H	/			100		5		2200	80	180					400						3	
9 Hollenbeck John		/		80				1500	40	150					350						3	
10 Greene Ransom		/		80	10			1600	30	125					300						2	

NEAT CATTLE AND THEIR PRODUCTS.											SHEEP.										SWINE.	POULTRY ON HAND JUNE 1ST, 1880, EXCLUSIVE OF SPRING HATCHING.		EGGS PRODUCED IN 1879.
ON HAND JUNE 1, 1880.			MOVEMENT, 1879.																CLIP, SPRING 1880, SHORN AND TO BE SHORN.					
			Cattle of all ages					Milk sold, or sent to butter and cheese factories in 1879.	Butter made on the farm in 1879.	Cheese made on the farm in 1879.		MOVEMENT, 1879.									On hand June 1, 1880.			
Working oxen.	Milch cows.	Other.	Calves dropped.	Purchased.	Sold living.	Slaughtered.	Died, strayed, and stolen and not recovered.				On hand June 1, 1880.	Lambs dropped.	Sheep and lambs						Fleece.	Weight.		Barnyard.	Other.	
													Purchased.	Sold living.	Slaughtered.	Killed by dogs.	Died of disease.	Died of stress of weather.						
No.	No.	No.	No.	No.	No.	No.	No.	Gallons.	Lbs.	Lbs.	No.	No.	No.	No.	No.	No.	No.	No.	No.	Lbs.	No.	No.	No.	Doz.
24	25	26	27	28	29	30	31	32	33	34	35	36	37	38	39	40	41	42	43	44	45	46	47	48
1	/	/							50												9	7		60
2	2	2	/	/	3				140												16	36		80
3	/	/	/						50												5	4		40
4	2		2		2				75													30		75
5	2		2		2				75												20	20		40
6	2	2	/		2				50												40	12		50
7	/								20													25		64
8	4	2	3		2		/		200												6	76		200
9	/	2	/	/	2				40												13	40		80
10	2			/ 6					80												14	40		90

CEREALS.												PULSE.		FIBER.						SUGAR.					BROOM CORN. 1879.	
BARLEY. 1879.		BUCKWHEAT. 1879.		INDIAN CORN. 1879.		OATS. 1879.		RYE. 1879.		WHEAT. 1879.				FLAX—1879.				HEMP.		SORGHUM—1879.			MAPLE—1879.			
Area.	Crop.	Area.	Crop.	Area.	Crop.	Area.	Crop.	Area.	Crop.	Area.	Crop.	Canada Peas. (Dry.) in 1879.	Beans. (Dry.) in 1879.	Area in Crop.	Seed.	Straw.	Fiber.			Area in Crop.	Sugar.	Molasses.	Sugar.	Molasses.		
Acres.	Bush.	Acres.	Bush.	Acres.	Bush.	Acres.	Bush.	Acres.	Bush.	Acres.	Bush.	Bush.	Bush.	Acres.	Bush.	Tons.	Lbs.	Acs.	Tns.	Acres.	Lbs.	Galls.	Lbs.	Galls.	Acs.	Lbs.
49	50	51	52	53	54	55	56	57	58	59	60	61	62	63	64	65	66	67	68	69	70	71	72	73	74	75
				30	700					15	175															
				45	1800					30	300															
				15	600																					
				10	300					30	312															
				50	1500					18	180															
				25	1000	20	30			100	800															
				70	3000					25	210															
				20	400					20	200									1		160				
				40	1600																					

HOPS. 1879.		POTATOES, (Irish.) 1879.		POTATOES, (Sweet.) 1879.		TOBACCO. 1879.		ORCHARDS—1879.						Total value of orchard products of all kinds sold or consumed.	NURSERIES.		VINEYARDS.			MARKET GARDENS.	BEES—1879.		FOREST PRODUCTS.	
								APPLES.			PEACH.													
Area.	Crop.	Area.	Crop.	Area.	Crop.	Area.	Crop	Acres.	Bearing trees.	Bushels. 1879.	Acres.	Bearing trees.	Bushels. 1879.		Acres.	Value of produce sold in 1879.	Acres.	Grapes sold in 1879.	Wine made in 1879.	Value of produce sold in 1879.	Honey.	Wax.	Amount of wood cut in 1879.	Value of all forest products sold or consumed in 1879.
Acres.	Lbs.	Acres.	Bush.	Acres.	Bush.	Acres.	Lbs.	No.	No.	No.	No.	No.	No.	Dollars.	No.	Dollars.	No.	Lbs.	Galls.	Dollars.	Lbs.	Lbs.	Cords.	Dollars.
76	77	78	79	80	81	82	83	84	85	86	87	88	89	90	91	92	93	94	95	96	97	98	99	100
																							10	12
																							17	25
																							10	10
		1	40																				12	12
																							8	8
								1															50	50
								4	13					14										
		1	40					1	20					18										

B.

[7–306.]

Page No. Dix
Supervisor's Dist: No. 7
Enumeration Dist: No. 140

NOTE A.—The light dotted perpendicular lines, which divide the spaces intended for numbers on this Schedule, are intended to separate the units, tens, &c., from each other, and the Enumerator should be careful that the figures are written within the small spaces so formed, thus: | 7 | 4 |, the units | 4 | 2 | 1 | in the right-hand small spaces. | 3 | 9 |

NOTE B.—Make an affirmative entry by a slanting line (thus /) in one of the three columns 2, 3, and 4, according as the fact is in the case of each farm—in column 2, if the occupier is the owner of the farm; in column 3, if he is the tenant at a fixed money rental; in column 4, if he conducts it for a share of the product.

NOTE C.—Enumerators will observe that there are 100 questions relating to each farm, which are arranged in four successive divisions of each schedule page.

SCHEDULE 2.—Productions of Agriculture in Crooked River Township in the County of ....., State of .....

enumerated by me on the 3rd day of June, 1880. .....,

Enumerator.

OF THE PERSON WHO CONDUCTS THIS FARM.				ACRES OF LAND.				FARM VALUES.			FENCES.		LABOR.			GRASS LANDS.						
	TENURE.			IMPROVED.		UNIMPROVED.										ACREAGE 1879.		PRODUCTS HARVESTED IN 1879.				
THE NAME.	Owner.	Rents for fixed money rental.	Rents for shares of products.	Tilled, including fallow and grass in rotation, (whether pasture or meadow.)	Permanent meadows, permanent pasturage, orchards, vineyards.	Woodland and forest.	Other unimproved, including "old fields" not growing wood.	Of farm, including land, fences, and buildings.	Of farming implements and machinery.	Of Live Stock.	Cost of building and repairing in 1879.	Cost of fertilizers purchased in 1879.	Amount paid for farm labor during 1879, including value of board.	Weeks hired labor in 1879 upon farm and dairy, excluding house-work.	Estimated value of all farm productions (sold, consumed, or on hand) for 1879.	Mown.	Not Mown.	Hay.	Clover Seed.	Grass Seed.	Horses of all ages on hand June 1, 1880.	Mules and Asses, all ages, on hand June 1, 1880.
	No.	No.	No.	No.	No.	No.	No.	Dollars.	Dollars.	Dollars.	Dollars.	Dollars.	Dollars.	No.	Dollars.	Acres.	Acres.	Tons.	Bushels.	Bushels.	No.	No.
1	2	3	4	5	6	7	8	9	10	11	12	13	14	15	16	17	18	19	20	21	22	23
1 Rect. William M	/			120				1800	85	275					850						5	4
2 Eyten Mary A	/			40		5		500	20	100	20		50	1	450						5	1
3 McCormack William S	/			90		10		1400	30	200					300						7	
4 Durard Joseph	/			80	6	40		900	50	175					250						2	3
5 Corner Andrew J			/	25				250	10	100					350						6	1
6																						
7																						
8																						
9																						
10																						

NEAT CATTLE AND THEIR PRODUCTS.											SHEEP.									SWINE.	POULTRY ON HAND JUNE 1ST, 1880, EXCLUSIVE OF SPRING HATCHING.		
ON HAND JUNE 1, 1880.			MOVEMENT, 1879.								ON HAND JUNE 1, 1880.	MOVEMENT, 1879.						CLIP, SPRING 1880, SHORN AND TO BE SHORN.						
			Cattle of all ages					Milk sold, or sent to butter and cheese factories in 1879.	Butter made on the farm in 1879.	Cheese made on the farm in 1879.		Lambs dropped.	Sheep and lambs						Fleeces.	Weight.	On hand June 1, 1880.	Barn-yard.	Other.	Eggs produced in 1879.
Working oxen.	Milch cows.	Other.	Calves dropped.	Purchased.	Sold living.	Slaughtered.	Died, strayed, and stolen, and not recovered.						Purchased.	Sold living.	Slaughtered.	Killed by dogs.	Died of disease.	Died of stress of weather.						
No.	No.	No.	No.	No.	No.	No.	No.	Gallons.	Lbs.	Lbs.	No.	No.	No.	No.	No.	No.	No.	No.	No.	Lbs.	No.	No.	No.	Doz.
24	25	26	27	28	29	30	31	32	33	34	35	36	37	38	39	40	41	42	43	44	45	46	47	48
1	2	4							60												15	100	10	400
2	4	6	2		1				40												10	100		300
3	3	3	3		1				100												30	60		100
4	2	8	3				1		125		8	3							8	26	100	60		120
5	5	4	3								3	1							3	8	12			
6																								
7																								
8																								
9																								
10																								

CEREALS.												PULSE.		FIBER.						SUGAR.					BROOM CORN. 1879.	
BARLEY. 1879.		BUCKWHEAT. 1879.		INDIAN CORN. 1879.		OATS. 1879.		RYE. 1879.		WHEAT. 1879.				FLAX—1879.			HEMP.			SORGHUM—1879.		MAPLE—1879.				
Area.	Crop.	Area.	Crop.	Area.	Crop.	Area.	Crop.	Area.	Crop.	Area.	Crop.	Canada Peas. (Dry.) in 1879.	Beans. (Dry.) in 1879.	Area in Crop.	Seed.	Straw.	Fiber.			Area in Crop.	Sugar.	Molasses.	Sugar.	Molasses.		
Acres.	Bush.	Acres.	Bush.	Acres.	Bush.	Acres.	Bush.	Acres.	Bush.	Acres.	Bush.	Bush.	Bush.	Acres.	Bush.	Tons.	Lbs.	Acs.	Tns.	Acres.	Lbs.	Galls.	Lbs.	Galls.	Acs.	Lbs.
49	50	51	52	53	54	55	56	57	58	59	60	61	62	63	64	65	66	67	68	69	70	71	72	73	74	75
1				100	4000	5	130			25	350															
2				50	2000	12	380			24	240															
3				80	1200					20	200															
4				27	900					16	160															
5				15	600					25	180															
6																										
7																										
8																										
9																										
10																										

HOPS. 1879.		POTATOES, (Irish.) 1879.		POTATOES, (Sweet.) 1879.		TOBACCO. 1879.		ORCHARDS—1879.						NURSERIES.		VINEYARDS.			MARKET GARDENS.	BEES—1879.		FOREST PRODUCTS.	
								APPLE.			PEACH.												
Area.	Crop.	Area.	Crop.	Area.	Crop.	Area.	Crop.	Acres.	Bearing trees.	Bushels. 1879.	Acres.	Bearing trees.	Bushels. 1879.	Total value of orchard products of all kinds sold or consumed.	Acres.	Value of produce sold in 1879.	Acres.	Grapes sold in 1879.	Wine made in 1879.	Value of produce sold in 1879.	Honey.	Wax.	Amount of wood cut in 1879.	Value of all forest products sold or consumed in 1879.
Acres.	Lbs.	Acres.	Bush.	Acres.	Bush.	Acres.	Lbs.	No.	No.	No.	No.	No.	No.	Dollars.	No.	Dollars.	No.	Lbs.	Galls.	Dollars.	Lbs.	Lbs.	Cords.	Dollars.
76	77	78	79	80	81	82	83	84	85	86	87	88	89	90	91	92	93	94	95	96	97	98	99	100
1																							15	15
2																							8	8
3																								
4																								
5																								
6																								
7																								
8																								
9																								
10																								

[7–306.]

Recd July 30, 1880

C.

Page No. Sivn
Supervisor's Dist: No. 7
Enumeration Dist: No. 140

NOTE A.—The light dotted perpendicular lines, which divide the spaces intended for numbers on this Schedule, are intended to separate the units, tens, &c., from each other, and the Enumerator should be careful that the figures are written within the small spaces so formed, thus: | 7 | 4 |, the units | 4 | 2 | 1 | in the right-hand small spaces. | 3 | 9 |

NOTE B.—Make an affirmative entry by a slanting line (thus /) in one of the three columns 2, 3, and 4, according as the fact is in the case of each farm—in column 2, if the occupier is the owner of the farm; in column 3, if he is the tenant at a fixed money rental; in column 4, if he conducts it for a share of the product.

NOTE C.—Enumerators will observe that there are 100 questions relating to each farm, which are arranged in four successive divisions of each schedule page.

SCHEDULE 2.—Productions of Agriculture in Crooked River Township in the County of Ray, State of Missouri

enumerated by me on the 4th day of June, 1880. John F. Morton, *Enumerator.*

OF THE PERSON WHO CONDUCTS THIS FARM.				ACRES OF LAND.				FARM VALUES.			FENCES.		LABOR.			GRASS LANDS.						
	TENURE.			IMPROVED.		UNIMPROVED.										ACREAGE 1879.		PRODUCTS HARVESTED IN 1879.				
THE NAME.	Owner.	Rents for fixed money rental.	Rents for shares of products.	Tilled, including fallow and grass in rotation, (whether pasture or meadow.)	Permanent meadows, permanent pastures, orchards, vineyards.	Woodland and forest.	Other unimproved, including "old fields" not growing wood.	Of farm, including land, fences, and buildings.	Of farming implements and machinery.	Of Live Stock.	Cost of building and repairing in 1879.	Cost of fertilizers purchased in 1879.	Amount paid for wages for farm labor during 1879, including value of board.	Weeks hired labor in 1879 upon farm (and dairy) excluding house-work.	Estimated value of all farm productions (sold, consumed, or on hand) for 1879.	Mown.	Not Mown.	Hay.	Clover Seed.	Grass Seed.	Horses of all ages on hand June 1, 1880.	Mules and Asses, all ages, on hand June 1, 1880.
				No.	No.	No.	No.	Dollars.	Dollars.	Dollars.	Dollars.	Dollars.	Dollars.	No.	Dollars.	Acres.	Acres.	Tons.	Bushels.	Bushels.	No.	No.
1	2	3	4	5	6	7	8	9	10	11	12	13	14	15	16	17	18	19	20	21	22	23
1 Tone Julius			/	50				500	25	150	30				100						2	1
2 Edwards William	/			40				300	10	125					125							2
3 Barker David			/	30				200	30	150					125						2	
4 Grandstaff Abraham	/			200	40	34		5000	150	800			200	52	1500						6	1
5 Campbell Martha	/			100		40		1200	100	400			370	65	1200	15		8			4	3
6 Gibson Robert			/	20		40		250	15	100					225						3	
7 Summers Mordica		/		240		14		1500	125	240			100		1000						8	
8 Summers Andrew		/		80				800	50	250					100						6	
9 Hall Reilly	/			40		40		500	50	200			30	6	150						1	1
10 McIntosh Thomas	/			40				650	30	200					275						3	

NEAT CATTLE AND THEIR PRODUCTS.											SHEEP.										SWINE.	POULTRY ON HAND JUNE 1st, 1880, EXCLUSIVE OF SPRING HATCHING.		
ON HAND JUNE 1, 1880.			MOVEMENT, 1879.								ON HAND JUNE 1, 1880.	MOVEMENT, 1879.							CLIP, SPRING 1880, SHORN AND TO BE SHORN.		ON HAND JUNE 1, 1880.			DOZ. PRODUCED IN 1879.
			Cattle of all ages									Sheep and lambs												
Working oxen.	Milch cows.	Other.	Calves dropped.	Purchased.	Sold living.	Slaughtered.	Died, strayed, and stolen, and not recovered.	Milk sold, or sent to butter and cheese factories in 1879.	Butter made on the farm in 1879.	Cheese made on the farm in 1879.		Lambs dropped.	Purchased.	Sold living.	Slaughtered.	Killed by dogs.	Died of disease.	Died of stress of weather.	Fleeces.	Weight.		Barn-yard.	Other.	
No.	No.	No.	No.	No.	No.	No.	No.	Gallons.	Lbs.	Lbs.	No.	No.	No.	No.	No.	No.	No.	No.	No.	Lbs.	No.	No.	No.	Doz.
24	25	26	27	28	29	30	31	32	33	34	35	36	37	38	39	40	41	42	43	44	45	46	47	48
1	2	2	2	2	2				50												4	60		100
2		1	1		1				40												12	15		150
3	1	1							30												3	35		50
4	3	4	2		23	1			100		35	8					3		30	183	30	80		200
5	3	10	7		7				200												40	50		100
6	1	1	1						30												8	15		150
7	3	1	3						130		25	10					12		25	160	15	24		250
8	5	5	2	1	3				100		3								3	8	20	36		60
9	1		1		2				50												19	40		90
10	1	4	2		3		1		40												13	60		200

CEREALS.												PULSE.		FIBER.						SUGAR.						BROOM CORN. 1879.	
BARLEY. 1879.		BUCKWHEAT. 1879.		INDIAN CORN. 1879.		OATS. 1879.		RYE. 1879.		WHEAT. 1879.		Canada Peas. (Dry.) in 1879.	Beans. (Dry.) in 1879.	FLAX—1879.				HEMP.		SORGHUM—1879.			MAPLE—1879.				
Area.	Crop.	Area.	Crop.	Area.	Crop.	Area.	Crop.	Area.	Crop.	Area.	Crop.			Area in Crop.	Seed.	Straw.	Fiber.			Area in Crop.	Sugar.	Molasses.	Sugar.	Molasses.			
Acres.	Bush.	Acres.	Bush.	Acres.	Bush.	Acres.	Bush.	Acres.	Bush.	Acres.	Bush.	Bush.	Bush.	Acres.	Bush.	Tons.	Lbs.	Acs.	Tns.	Acres.	Lbs.	Galls.	Lbs.	Galls.	Acs.	Lbs.
49	50	51	52	53	54	55	56	57	58	59	60	61	62	63	64	65	66	67	68	69	70	71	72	73	74	75
1				50	1800	10	500																			
2				30	750																					
3				20	840																					
4				70	2800	4	300			20	316															
5				60	2400	20	500	10	200																	
6				25	800																					
7				100	4000					100	1400															
8				60	2400	4				23	138															
9				22	820	5	150																			
10				90	3600	10	400																			

HOPS. 1879.		POTATOES, (Irish.) 1879.		POTATOES, (Sweet.) 1879.		TOBACCO. 1879.		ORCHARDS—1879.						NURSERIES.		VINEYARDS.			MARKET GARDENS.	BEES—1879.		FOREST PRODUCTS.	
								APPLE.			PEACH.			Total value of orchard products of all kinds sold or consumed.									
Area.	Crop.	Area.	Crop.	Area.	Crop.	Area.	Crop.	Acres.	Bearing trees.	Bushels. 1879.	Acres.	Bearing trees.	Bushels. 1879.		Acres.	Value of produce sold in 1879.	Acres.	Grapes sold in 1879.	Wine made in 1879.	Value of produce sold in 1879.	Honey.	Wax.	Amount of wood cut in 1879.	Value of all forest products sold or consumed in 1879.
Acres.	Lbs.	Acres.	Bush.	Acres.	Bush.	Acres.	Lbs.	No.	No.	No.	No.	No.	No.	Dollars.	No.	Dollars.	No.	Lbs.	Galls.	Dollars.	Lbs.	Lbs.	Cords.	Dollars.
76	77	78	79	80	81	82	83	84	85	86	87	88	89	90	91	92	93	94	95	96	97	98	99	100
																							10	8
								2	80					100										
																					30	5	30	30
																					10		15	20

D.

[7—306.]

Page No. Eight
Supervisor's Dist: No. 7
Enumeration Dist: No. 140

NOTE A.—The light dotted perpendicular lines, which divide the spaces intended for numbers on this Schedule, are intended to separate the units, tens, &c., from each other, and the Enumerator should be careful that the figures are written within the small spaces so formed, thus: 7 4 | 4 2 1 | 3 9, the units in the right-hand small spaces.

NOTE B.—Make an affirmative entry by a slanting line (thus /) in one of the three columns 2, 3, and 4, according as the fact is in the case of each farm—in column 2, if the occupier is the owner of the farm; in column 3, if he is the tenant at a fixed money rental; in column 4, if he conducts it for a share of the product.

NOTE C.—Enumerators will observe that there are 100 questions relating to each farm, which are arranged in four successive divisions of each schedule page.

SCHEDULE 2.—Productions of Agriculture in Crooked River Township in the County of Ray, State of Missouri

enumerated by me on the 4th day of June, 1880. John F. Morton, *Enumerator.*

OF THE PERSON WHO CONDUCTS THIS FARM.				ACRES OF LAND.				FARM VALUES.			FENCES.		LABOR.			GRASS LANDS.						
	TENURE.			IMPROVED.		UNIMPROVED.										ACREAGE 1879.		PRODUCTS HARVESTED IN 1879.				
THE NAME.	Owner.	Rents for fixed money rental.	Rents for shares of products.	Tilled, including fallow and grass in rotation, (whether) pasture or meadow.)	Permanent meadows, permanent pastures, orchards, vineyards.	Woodland and forest.	Other unimproved, including "old fields" not growing wood.	Of farm, including land, fences, and buildings.	Of farming implements and machinery.	Of Live Stock.	Cost of building and repairing in 1879.	Cost of fertilizers purchased in 1879.	Amount paid for wages for farm labor during 1879, including value of board.	Weeks hired labor in 1879 upon farm (and dairy) excluding house-work.	Estimated value of all farm productions (sold, consumed, or on hand) for 1879.	Mown.	Not Mown.	Hay.	Clover Seed.	Grass Seed.	Horses of all ages on hand June 1, 1880.	Mules and Asses, all ages, on hand June 1, 1880.
				No.	No.	No.	No.	Dollars.	Dollars.	Dollars.	Dollars.	Dollars.	Dollars.	No.	Dollars.	Acres.	Acres.	Tons.	Bushels.	Bushels.	No.	No.
1	2	3	4	5	6	7	8	9	10	11	12	13	14	15	16	17	18	19	20	21	22	23
1 Edgar Mial	/			80	20	15		1000	100	350	50				400	20		20			3	
2 Martin Margaret	/			30		12		500	25	175					150						3	
3 Martin William F.	/			17				170	10	75					525						1	
4 Espy Patrick	/			240	30	140		4200	500	1250	50		400	70	1800	20		10			1	6
5 Espy Niles	/			320	80	100		5500	600	1500					2000	40		30			10	6
6 Keene Marion F.	/			14				200	20	150					100						1	2
7																						
8																						
9																						
10																						

NEAT CATTLE AND THEIR PRODUCTS.											SHEEP.										SWINE.	POULTRY ON HAND JUNE 1ST, 1880, EXCLUSIVE OF SPRING HATCHING.		EGGS PRODUCED IN 1879.
ON HAND JUNE 1, 1880.			MOVEMENT, 1879.								ON hand June 1, 1880.	MOVEMENT, 1879.							CLIP, SPRING 1880, SHORN AND TO BE SHORN.					
			Cattle of all ages					Milk sold, or sent to butter and cheese factories in 1879.	Butter made on the farm in 1879.	Cheese made on the farm in 1879.		Lambs dropped.	Sheep and lambs								On hand June 1, 1880.	Barn-yard.	Other.	
Working oxen.	Milch cows.	Other.	Calves dropped.	Purchased.	Sold living.	Slaughtered.	Died, strayed, and of Jan. 1880 not recovered.						Purchased.	Sold living.	Slaughtered.	Killed by dogs.	Died of disease.	Died of stress of weather.	Fleeces.	Weight.				
No.	No.	No.	No.	No.	No.	No.	No.	Gallons.	Lbs.	Lbs.	No.	No.	No.	No.	No.	No.	No.	No.	No.	Lbs.	No.	No.	No.	Doz.
24	25	26	27	28	29	30	31	32	33	34	35	36	37	38	39	40	41	42	43	44	45	46	47	48
1	6	14	2		2				100												50	30		80
2	1		3		2				75												30	40		90
3	1	1							40												2	25		50
4	4	20	5		25		1		200												75	40		90
5	5	21	7		19	2	1		300												70	70		150
6	2	1	1		1				150												5	24		100
7																								
8																								
9																								
10																								

CEREALS.												PULSE.		FIBER.						SUGAR.					BROOM CORN. 1879.	
BARLEY. 1879.		BUCKWHEAT. 1879.		INDIAN CORN. 1879.		OATS. 1879.		RYE. 1879.		WHEAT. 1879.				FLAX—1879.			HEMP.			SORGHUM—1879.		MAPLE—1879.				
Area.	Crop.	Area.	Crop.	Area.	Crop.	Area.	Crop.	Area.	Crop.	Area.	Crop.	Canada Peas, (Dry.) in 1879.	Beans, (Dry.) in 1879.	Area in Crop.	Seed.	Straw.	Fiber.			Area in Crop.	Sugar.	Molasses.	Sugar.	Molasses.		
Acres.	Bush.	Acres.	Bush.	Acres.	Bush.	Acres.	Bush.	Acres.	Bush.	Acres.	Bush.	Bush.	Bush.	Acres.	Bush.	Tons.	Lbs.	Acs.	Tns.	Acres.	Lbs.	Galls.	Lbs.	Galls.	Acs.	Lbs.
49	50	51	52	53	54	55	56	57	58	59	60	61	62	63	64	65	66	67	68	69	70	71	72	73	74	75
1				15	400	10	250			18	200															
2				30	600	5	225																			
3				45	1600					14	190															
4				120	5000					50	750															
5				100	4000	15	500			80	1700															
6				20	300																					
7																										
8																										
9																										
10																										

HOPS. 1879.		POTATOES, (Irish.) 1879.		POTATOES, (Sweet.) 1879.		TOBACCO. 1879.		ORCHARDS—1879.						NURSERIES.		VINEYARDS.			MARKET GARDENS.	BEES—1879.		FOREST PRODUCTS.	
								APPLE.			PEACH.												
Area.	Crop.	Area.	Crop.	Area.	Crop.	Area.	Crop.	Acres.	Bearing trees.	Bushels. 1879.	Acres.	Bearing trees.	Bushels. 1879.	Total value of orchard products of all kinds sold or consumed.	Acres.	Value of produce sold in 1879.	Acres.	Grapes sold in 1879.	Wine made in 1879.	Value of produce sold in 1879.	Honey.	Wax.	Amount of wood cut in 1879.	Value of all forest products sold or consumed in 1879.
Acres.	Lbs.	Acres.	Bush.	Acres.	Bush.	Acres.	Lbs.	No.	No.	No.	No.	No.	No.	Dollars.	No.	Dollars.	No.	Lbs.	Galls.	Dollars.	Lbs.	Lbs.	Cords.	Dollars.
76	77	78	79	80	81	82	83	84	85	86	87	88	89	90	91	92	93	94	95	96	97	98	99	100
1								3	80		1	60									30			
2								1	20	20				15							80	15		
3																							10	10
4								2	50	10				5							20			
5																								
6																					10			
7																								
8																								
9																								
10																								

[7—306.]

Form July 30, 1880

A.

Page No. Nine
Supervisor's Dist: No. 7
Enumeration Dist: No. 140

NOTE A.—The light dotted perpendicular lines, which divide the spaces intended for numbers on this Schedule, are intended to separate the units, tens, &c., from each other, and the Enumerator should be careful that the figures are written within the small spaces so formed, thus: | | 7 | 4 |, the units | 4 | 2 | 1 |. in the right-hand small spaces. | | 3 | 9 |

NOTE B.—Make an affirmative entry by a slanting line (thus /) in one of the three columns 2, 3, and 4, according as the fact is in the case of each farm—in column 2, if the occupier is the owner of the farm; in column 3, if he is the tenant at a fixed money rental; in column 4, if he conducts it for a share of the product.

NOTE C.—Enumerators will observe that there are 100 questions relating to each farm, which are arranged in four successive divisions of each schedule page.

SCHEDULE 2.—Productions of Agriculture in Crooked River Township in the County of Ray, State of Missouri

enumerated by me on the 5th day of June, 1880. John F. Morton, *Enumerator.*

OF THE PERSON WHO CONDUCTS THIS FARM.				ACRES OF LAND.				FARM VALUES.			FENCES.		LABOR.			GRASS LANDS.						
	TENURE.			IMPROVED.		UNIMPROVED.										ACREAGE 1879.		PRODUCTS HARVESTED IN 1879.				
THE NAME.	Owner.	Rents for fixed money rental.	Rents for shares of products.	Tilled, including fallow and grass in rotation, (whether pasture or meadow.)	Permanent meadows, permanent pastures, orchards, vineyards.	Woodland and forest.	Other unimproved, including "old fields" not growing wood.	Of farm, including land, fences, and buildings.	Of farming implements and machinery.	Of Live Stock.	Cost of building and repairing in 1879.	Cost of fertilizers purchased in 1879.	Amount paid for wages for farm labor during 1879, including value of board.	Weeks hired labor in 1879 upon farm (and dairy) exclusive house-work.	Estimated value of all farm productions (sold, consumed, or on hand) for 1879.	Mown.	Not Mown.	Hay.	Clover Seed.	Grass Seed.	Horses of all ages on hand June 1, 1880.	Mules and Asses, all ages, on hand June 1, 1880.
				No.	No.	No.	No.	Dollars.	Dollars.	Dollars.	Dollars.	Dollars.	Dollars.	No.	Dollars.	Acres.	Acres.	Tons.	Bushels.	Bushels.	No.	No.
1	2	3	4	5	6	7	8	9	10	11	12	13	14	15	16	17	18	19	20	21	22	23
1 Martin Emiline	/			90		5		1000	25	225					225						3	
2 Cunningham Oliver	/			23				250	10	200					100						2	
3 McCorkendale Robert		/		29		10		300	20	100					120						2	
4 Fillenberger George	/			80	10	20		1000	100	400	300		400	60	400	10		2			10	
5 Gusing Henry		/		28				180	10	80					250						7	
6 Starr Alexander	/			45	6	20		800	20	150					600						2	
7 Cambell Margaret	/			36	20	80		450	15	210					665						2	
8 Kurton Joseph		/		50	25			700	40	200					300						4	
9																						
10																						

NEAT CATTLE AND THEIR PRODUCTS.											SHEEP.										SWINE.	POULTRY ON HAND JUNE 1ST, 1880, EXCLUSIVE OF SPRING HATCHING.		EGGS PRODUCED IN 1879.
ON HAND JUNE 1, 1880.			MOVEMENT, 1879.								MOVEMENT, 1879.								CLIP, SPRING 1880, SHORN AND TO BE SHORN.					
			Cattle of all ages.								Sheep and lambs.													
Working oxen.	Milch cows.	Other.	Calves dropped.	Purchased.	Sold living.	Slaughtered.	Died, strayed, and stolen, and not recovered.	Milk sold, or sent to butter and cheese factories in 1879.	Butter made on the farm in 1879.	Cheese made on the farm in 1879.	On hand June 1, 1880.	Lambs dropped.	Purchased.	Sold living.	Slaughtered.	Killed by dogs.	Died of disease.	Died of stress of weather.	Fleeces.	Weight.	On hand June 1, 1880.	Barn-yard.	Other.	
No.	No.	No.	No.	No.	No.	No.	No.	Gallons.	Lbs.	Lbs.	No.	No.	No.	No.	No.	No.	No.	No.	No.	Lbs.	No.	No.	No.	Doz.
24	25	26	27	28	29	30	31	32	33	34	35	36	37	38	39	40	41	42	43	44	45	46	47	48
	2	2	2		2	/			140												30	40		400
	2	4	2		2				80												20	50		300
	1																				7	24		240
	3	25	5	9	9		4		150		10	5	5				1		5	20	50	30		360
	2		2	1	1				80												10	24		240
	5	2	5		3				375												35	20	23	300
	3	1	2		2		/		180												11	36	3	365
	3	1	2	3	3				125												10	48	16	500

CEREALS.												PULSE.		FIBER.						SUGAR.					BROOM CORN. 1879.	
BARLEY. 1879.		BUCKWHEAT. 1879.		INDIAN CORN. 1879.		OATS. 1879.		RYE. 1879.		WHEAT 1879.				FLAX—1879.				HEMP.		SORGHUM—1879.		MAPLE—1879.				
Area.	Crop.	Area.	Crop.	Area.	Crop.	Area.	Crop.	Area.	Crop.	Area.	Crop.	Canada Peas. (Dry.) in 1879.	Beans. (Dry.) in 1879.	Area in Crop.	Seed.	Straw.	Fiber.			Area in Crop.	Sugar.	Molasses.	Sugar.	Molasses.		
Acres.	Bush.	Acres.	Bush.	Acres.	Bush.	Acres.	Bush.	Acres.	Bush.	Acres.	Bush.	Bush.	Bush.	Acres.	Bush.	Tons.	Lbs.	Acs.	Tns.	Acres.	Lbs.	Galls.	Lbs.	Galls.	Acs.	Lbs.
49	50	51	52	53	54	55	56	57	58	59	60	61	62	63	64	65	66	67	68	69	70	71	72	73	74	75
				50	2000	/	40																			
				20	500					10	100															
				12	400																					
				60	2400	10	400			20	200															
				20	800					8	117															
				25	1000	2	40			15	135															
				10	400					60	550															
				40	1600					15	150															

HOPS. 1879.		POTATOES. (Irish.) 1879.		POTATOES. (Sweet.) 1879.		TOBACCO. 1879.		ORCHARDS—1879.						NURSERIES.		VINEYARDS.			MARKET GARDENS.	BEES—1879.		FOREST PRODUCTS.	
								APPLE.			PEACH.												
Area.	Crop.	Area.	Crop.	Area.	Crop.	Area.	Crop.	Acres.	Bearing trees.	Bushels. 1879.	Acres.	Bearing trees.	Bushels. 1879.	Total value of orchard products of all kinds sold or consumed.	Acres.	Value of produce sold in 1879.	Acres.	Grapes sold in 1879.	Wine made in 1879.	Value of produce sold in 1879.	Honey.	Wax.	Amount of wood cut in 1879.	Value of all forest products sold or consumed in 1879.
Acres.	Lbs.	Acres.	Bush.	Acres.	Bush.	Acres.	Lbs.	No.	No.	No.	No.	No.	No.	Dollars.	No.	Dollars.	No.	Lbs.	Galls.	Dollars.	Lbs.	Lbs.	Cords.	Dollars.
76	77	78	79	80	81	82	83	84	85	86	87	88	89	90	91	92	93	94	95	96	97	98	99	100
		1	50																		20	5		
		3/4	35																				25	30
																							12	14
		1/2	25																					
																					40			
		1/2	10																		10		10	10
		1/4	12																		80	15		
		1/2	20																					

B.

[7–306.]

Page No. Ten
Supervisor's Dist: No. 9
Enumeration Dist: No. 140

NOTE A.—The light dotted perpendicular lines, which divide the spaces intended for numbers on this Schedule, are intended to separate the units, tens, &c., from each other, and the Enumerator should be careful that the figures are written within the small spaces so formed, thus: | | 7 4 |, the units | 4 2 1 | in the right-hand small spaces. | | 3 9 |

NOTE B.—Make an affirmative entry by a slanting line (thus /) in one of the three columns 2, 3, and 4, according as the fact is in the case of each farm—in column 2, if the occupier is the owner of the farm; in column 3, if he is the tenant at a fixed money rental; in column 4, if he conducts it for a share of the product.

NOTE C.—Enumerators will observe that there are 100 questions relating to each farm, which are arranged in four successive divisions of each schedule page.

SCHEDULE 2.—Productions of Agriculture in Crooked River Township in the County of Ray, State of Missouri

enumerated by me on the 7th day of June, 1880. John F. Morton, *Enumerator.*

OF THE PERSON WHO CONDUCTS THIS FARM.				ACRES OF LAND.				FARM VALUES.			FENCES.		LABOR.			GRASS LANDS.						
	TENURE.			IMPROVED.		UNIMPROVED.										ACREAGE 1879.		PRODUCTS HARVESTED IN 1879.				
THE NAME.	Owner.	Rents for fixed money rental.	Rents for shares of products.	Tilled, including fallow and grass in rotation, (whether pasture or meadow.)	Permanent meadow, permanent pastures, orchards, vineyards.	Woodland and forest.	Other unimproved, including "old fields" not growing wood.	Of farm, including land, fences, and buildings.	Of farming implements and machinery.	Of Live Stock.	Cost of building and repairing in 1879.	Cost of fertilizers purchased in 1879.	Amount paid for wages for farm labor during 1879, including value of board.	Weeks hired labor in 1879 upon farm (and dairy) excluding house-work.	Estimated value of all farm productions (sold, consumed, or on hand) for 1879.	Mown.	Not Mown.	Hay.	Clover Seed.	Grass Seed.	Horses of all ages on hand June 1, 1880.	Mules and Asses, all ages, on hand June 1, 1880.
				No.	No.	No.	No.	Dollars.	Dollars.	Dollars.	Dollars.	Dollars.	Dollars.	No.	Dollars.	Acres.	Acres.	Tons.	Bushels.	Bushels.	No.	No.
1	2	3	4	5	6	7	8	9	10	11	12	13	14	15	16	17	18	19	20	21	22	23
1 Bourne Henry			/	60				700	20	175					600						1	2
2 Martin Joseph	/			70				900	30	300					550						1	
3 Huddleston Charles		.	/	160	100			1000	30	225					350						3	
4 Quick Jesse			/	46				650	25	180					600						4	
5 Lentz Andrew	/			53				600	15	190					200							2
6 Dawkston George		.	/	35				400	10	150					450							2
7 Hill Josiah			/	35				400	20	125					300							2
8 Eng Finis			/	40				400	15	100					175							2
9 Zimmerman Robert	/			140	16	200		4800	200	1000	25		225	60	1800	12		6				6
10 Dawson Sarah	/			40	6	20		500	20	410												2

NEAT CATTLE AND THEIR PRODUCTS.											SHEEP.										SWINE.	POULTRY ON HAND JUNE 1ST, 1880, EXCLUSIVE OF SPRING HATCHING.		
ON HAND JUNE 1, 1880.			MOVEMENT, 1879.								ON HAND JUNE 1, 1880.	MOVEMENT, 1879.							CLIP, SPRING 1880, SHORN AND TO BE SHORN.		ON HAND JUNE 1, 1880.			EGGS PRODUCED IN 1879.
			Cattle of all ages									Lambs dropped.	Sheep and lambs											
Working oxen.	Milch cows.	Other.	Calves dropped.	Purchased.	Sold living.	Slaughtered.	Died, strayed, and stolen, and not recovered.	Milk sold, or sent to butter and cheese factories in 1879.	Butter made on the farm in 1879.	Cheese made on the farm in 1879.			Purchased.	Sold living.	Slaughtered.	Killed by dogs.	Died of disease.	Died of stress of weather.	Fleeces.	Weight.		Barn-yard.	Other.	
No.	No.	No.	No.	No.	No.	No.	No.	Gallons.	Lbs.	Lbs.	No.	No.	No.	No.	No.	No.	No.	No.	No.	Lbs.	No.	No.	No.	Doz.
24	25	26	27	28	29	30	31	32	33	34	35	36	37	38	39	40	41	42	43	44	45	46	47	48
1	3	2		3					125															
2	6	12	7		1		1		325												40	80	21	801
3	1	2	1						40													13		130
4	1	2	1						20												7	36		360
5	1	4	2	2	2		1		50												10	20		240
6	1																					15		150
7	2	1		2					90												5	24		240
8	10	21																			20	15	3	150
9	10	24	11		7	2	1		800		13	7	1			11	3		13	35	60	36	20	370
10	7	8	2						200												15	20	3	200

CEREALS.												PULSE.		FIBER.						SUGAR.						BROOM CORN. 1879.	
BARLEY. 1879.		BUCKWHEAT. 1879.		INDIAN CORN. 1879.		OATS. 1879.		RYE. 1879.		WHEAT. 1879.				FLAX—1879.				HEMP.		SORGHUM—1879.			MAPLE—1879.				
Area.	Crop.	Area.	Crop.	Area.	Crop.	Area.	Crop.	Area.	Crop.	Area.	Crop.	Canada Peas, (Dry.) in 1879.	Beans, (Dry,) in 1879.	Area in Crop.	Seed.	Straw.	Fiber.			Area in Crop.	Sugar.	Molasses.	Sugar.	Molasses.			
Acres.	Bush.	Acres.	Bush.	Acres.	Bush.	Acres.	Bush.	Acres.	Bush.	Acres.	Bush.	Bush.	Bush.	Acres.	Bush.	Tons.	Lbs.	Acs.	Tns.	Acres.	Lbs.	Galls.	Lbs.	Galls.	Acs.	Lbs.
49	50	51	52	53	54	55	56	57	58	59	60	61	62	63	64	65	66	67	68	69	70	71	72	73	74	75
1				60	2400					7	125															
2				40	1600	4	100	1	16	8	80															
3				40	2000																					
4				55	2750																					
5				16	640	6	72			1	26															
6				15	500					20	400															
7				30	1200																					
8				30	1100																					
9				90	4500																					
10				16	800					8	160															

HOPS. 1879.		POTATOES, (Irish.) 1879.		POTATOES, (Sweet.) 1879.		TOBACCO. 1879.		ORCHARDS—1879.					NURSERIES.		VINEYARDS.			MARKET GARDENS.	BEES—1879.		FOREST PRODUCTS.	
								APPLE.			PEACH.											
Area.	Crop.	Area.	Crop.	Area.	Crop.	Area.	Crop.	Acres.	Bearing trees.	Bushels. 1879.	Acres.	Bearing trees.	Bushels. 1879.	Total value of orchard products of all kinds sold or consumed.	Acres.	Value of produce sold in 1879.	Acres.	Grapes sold in 1879.	Wine made in 1879.	Value of produce sold in 1879.	Honey.	Wax.	Amount of wood cut in 1879.	Value of all forest products sold or consumed in 1879.
Acres.	Lbs.	Acres.	Bush.	Acres.	Bush.	Acres.	Lbs.	No.	No.	No.	No.	No.	No.	Dollars.	No.	Dollars.	No.	Lbs.	Galls.	Dollars.	Lbs.	Lbs.	Cords.	Dollars.
76	77	78	79	80	81	82	83	84	85	86	87	88	89	90	91	92	93	94	95	96	97	98	99	100
1		1	50																				12	12
2		1/4	20																		60			
3		1/2	25																				15	10
4		1/8	8																		10			
5																								
6		3/4	30																					
7		1/4	18																					
8																								
9		1/3	22					4	100	100				50									10	15
10		1/2	30																					

Filed July 30, 1880

[7—306.]

C.

Page No. Eleven
Supervisor's Dist: No. 7
Enumeration Dist: No. 140

NOTE A.—The light dotted perpendicular lines, which divide the spaces intended for numbers on this Schedule, are intended to separate the units, tens, &c., from each other, and the Enumerator should be careful that the figures are written within the small spaces so formed, thus: 7|4, the units in the right-hand small spaces. 4|2|1 3|9

NOTE B.—Make an affirmative entry by a slanting line (thus /) in one of the three columns 2, 3, and 4, according as the fact is in the case of each farm—in column 2, if the occupier is the owner of the farm; in column 3, if he is the tenant at a fixed money rental; in column 4, if he conducts it for a share of the product.

NOTE C.—Enumerators will observe that there are 100 questions relating to each farm, which are arranged in four successive divisions of each schedule page.

SCHEDULE 2.—Productions of Agriculture in Crooked River Township in the County of Ray, State of Missouri

enumerated by me on the 7th day of June, 1880. John F. Morton, *Enumerator.*

OF THE PERSON WHO CONDUCTS THIS FARM.				ACRES OF LAND.				FARM VALUES.			FENCES.		LABOR.			GRASS LANDS.						
	TENURE.			IMPROVED.		UNIMPROVED.										ACREAGE 1879.		PRODUCTS HARVESTED IN 1879.				
THE NAME.	Owner.	Rents for fixed money rental.	Rents for shares of products.	Tilled, including fallow and grass in rotation; (whether pasture or meadow.)	Permanent meadows, permanent pastures, orchards, vineyards.	Woodland and forest.	Other unimproved, including "old fields" not growing wood.	Of farm, including land, fences, and buildings.	Of farming implements and machinery.	Of Live Stock.	Cost of building and repairing in 1879.	Cost of fertilizers purchased in 1879.	Amount paid for wages for farm labor during 1879, including value of board.	Weeks hired labor in 1879 upon farm (and dairy) excluding house-work.	Estimated value of all farm productions (sold, consumed, or on hand) for 1879.	Mown.	Not Mown.	Hay.	Clover Seed.	Grass Seed.	Horses of all ages on hand June 1, 1880.	Mules and Asses, all ages, on hand June 1, 1880.
	No.	No.	No.	No.	No.	No.	No.	Dollars.	Dollars.	Dollars.	Dollars.	Dollars.	Dollars.	No.	Dollars.	Acres.	Acres.	Tons.	Bushels.	Bushels.	No.	No.
1	2	3	4	5	6	7	8	9	10	11	12	13	14	15	16	17	18	19	20	21	22	23
1 Kambright Amos	/			80	20			1600	25	100					300						1	1
2 Travel William	/			80	40	80		3000	150	300					500	20		15			3	
3 Frank Jacot			/	40	15			800	125	400					500						3	
4 Katzel Christian			/	160	90	20		3000	50	260					820		90				2	2
5 Spurlock Marshall	/			160	60	40		4500	50	1500	50		200	45	700	40	20	25	27		10	3
6 Laverlock Dorcas	/			340	160	30		8000	100	2500			115	4	1200	90	125	125			2	4
7 Laverlock Samuel	/			170	80			4500	25	350					600						2	2
8																						
9																						
10																						

NEAT CATTLE AND THEIR PRODUCTS.											SHEEP.										SWINE.	POULTRY ON HAND JUNE 1ST, 1880, EXCLUSIVE OF SPRING HATCHING.		
ON HAND JUNE 1, 1880.			MOVEMENT, 1879.								MOVEMENT, 1879.								CLIP, SPRING 1880, SHORN AND TO BE SHORN.						
				Cattle of all ages									Sheep and lambs												
Working oxen.	Milch cows.	Other.	Calves dropped.	Purchased.	Sold living.	Slaughtered.	Died, strayed, and stolen, and not recovered.	Milk sold, or sent to butter and cheese factories in 1879.	Butter made on the farm in 1879.	Cheese made on the farm in 1879.	On hand June 1, 1880.	Lambs dropped.	Purchased.	Sold living.	Slaughtered.	Killed by dogs.	Died of disease.	Died of stress of weather.	Fleeces.	Weight.	On hand June 1, 1880.	Barn-yard.	Other.	Eggs produced in 1879.
No.	No.	No.	No.	No.	No.	No.	No.	Gallons.	Lbs.	Lbs.	No.	No.	No.	No.	No.	No.	No.	No.	No.	Lbs.	No.	No.	No.	Doz.
24	25	26	27	28	29	30	31	32	33	34	35	36	37	38	39	40	41	42	43	44	45	46	47	48
1	1	3	1						100												25	25		250
2	3	2			2				40												29	25		500
3	2	2		4							4	1							3	14	9	40		500
4	1	2		1					150		6						2	1	4	25	18	30		25
5	3	32	2	43	30				468		10	5					1		10	80	40	50		100
6	4	60	4	700	700				500		27	15		10					27	162	100	60	54	171
7	5	4	4			1			600												50	35		40
8																								
9																								
10																								

CEREALS.												PULSE.		FIBER.						SUGAR.						BROOM CORN. 1879.	
BARLEY. 1879.		BUCKWHEAT. 1879.		INDIAN CORN. 1879.		OATS. 1879.		RYE. 1879.		WHEAT. 1879.				ELAX—1879.				HEMP.		SORGHUM—1879.			MAPLE—1879.				
Area.	Crop.	Area.	Crop.	Area.	Crop.	Area.	Crop.	Area.	Crop.	Area.	Crop.	Canada Peas, (Dry,) in 1879.	Beans, (Dry,) in 1879.	Area in Crop.	Seed.	Straw.	Fiber.			Area in Crop.	Sugar.	Molasses.	Sugar.	Molasses.			
Acres.	Bush.	Acres.	Bush.	Acres.	Bush.	Acres.	Bush.	Acres.	Bush.	Acres.	Bush.	Bush.	Bush.	Acres.	Bush.	Tons.	Lbs.	Acs.	Tns.	Acres.	Lbs.	Galls.	Lbs.	Galls.	Acs.	Lbs.	
49	50	51	52	53	54	55	56	57	58	59	60	61	62	63	64	65	66	67	68	69	70	71	72	73	74	75	
1				30	1200																						1
2				17	1125					17	300																2
3				35	2000																						3
4				65	2975					4	65																4
5				60	2400	15	400																				5
6				75	3375	30	650																				6
7				35	2450	15	325																				7
8																											8
9																											9
10																											10

HOPS. 1879.		POTATOES, (Irish.) 1879.		POTATOES, (Sweet.) 1879.		TOBACCO. 1879.		ORCHARDS—1879.						NURSERIES.		VINEYARDS.			MARKET GARDENS.	BEES—1879.		FOREST PRODUCTS.	
								APPLE.			PEACH.			Total value of orchard products of all kinds sold or consumed.									
Area.	Crop.	Area.	Crop.	Area.	Crop.	Area.	Crop.	Acres.	Bearing trees.	Bushels. 1879.	Acres.	Bearing trees.	Bushels. 1879.		Acres.	Value of produce sold in 1879.	Acres.	Grapes sold in 1879.	Wine made in 1879.	Value of produce sold in 1879.	Honey.	Wax.	Amount of wood cut in 1879.	Value of all forest products sold or consumed in 1879.
Acres.	Lbs.	Acres.	Bush.	Acres.	Bush.	Acres.	Lbs.	No.	No.	No.	No.	No.	No.	Dollars.	No.	Dollars.	No.	Lbs.	Galls.	Dollars.	Lbs.	Lbs.	Cords.	Dollars.
76	77	78	79	80	81	82	83	84	85	86	87	88	89	90	91	92	93	94	95	96	97	98	99	100
		1/3	25																				50	50
		1/4	18					2	80	20				10										
		1/8	10					2	100	75				50									10	10
		1/4	30	1/10	20																125			
		1/8	15	1/20	8			4	100	100				70									50	50

D.

[7–306.]

Page No. 12
Supervisor's Dist: No. 7
Enumeration Dist: No. 141

NOTE A.—The light dotted perpendicular lines, which divide the spaces intended for numbers on this Schedule, are intended to separate the units, tens, &c., from each other, and the Enumerator should be careful that the figures are written within the small spaces so formed, thus: 7|4, the units in the right-hand small spaces. 4|2|1 3|9

NOTE B.—Make an affirmative entry by a slanting line (thus /) in one of the three columns 2, 3, and 4, according as the fact is in the case of each farm—in column 2, if the occupier is the owner of the farm; in column 3, if he is the tenant at a fixed money rental; in column 4, if he conducts it for a share of the product.

NOTE C.—Enumerators will observe that there are 100 questions relating to each farm, which are arranged in four successive divisions of each schedule page.

SCHEDULE 2.—Productions of Agriculture in Crooked River Township in the County of Ray, State of Missouri

enumerated by me on the 8th day of June, 1880. John F. Morton
Enumerator.

OF THE PERSON WHO CONDUCTS THIS FARM.				ACRES OF LAND.				FARM VALUES.			FENCES.		LABOR.			GRASS LANDS.						
	TENURE.			IMPROVED.		UNIMPROVED.										ACREAGE 1879.		PRODUCTS HARVESTED IN 1879.				
THE NAME.	Owner.	Rents for fixed money rental.	Rents for shares of products.	Tilled, including fallow and grass in rotation, (whether pasture or meadow.)	Permanent meadows, permanent pastures, orchards, vineyards.	Woodland and forest.	Other unimproved, including "old fields" not growing wood.	Of farm, including land, fences, and buildings.	Of farming implements and machinery.	Of Live Stock.	Cost of building and repairing in 1879.	Cost of fertilizers purchased in 1879.	Amount paid for wages for farm labor during 1879, including value of board.	Weeks hired labor in 1879 upon farm (and dairy) excluding house-work	Estimated value of all farm productions (sold, consumed, or on hand) for 1879.	Mown.	Not Mown.	Hay.	Clover Seed.	Grass Seed.	Horses of all ages on hand June 1, 1880.	Mules and Asses, all ages, on hand June 1, 1880.
				No.	No.	No.	No.	Dollars.	Dollars.	Dollars.	Dollars.	Dollars.	Dollars.	No.	Dollars.	Acres.	Acres.	Tons.	Bushels.	Bushels.	No.	No.
1	2	3	4	5	6	7	8	9	10	11	12	13	14	15	16	17	18	19	20	21	22	23
1 Grant & George	/			25	5	5		500	100	250	25				250	12	10	12				2
2 Davis Thomas	/			80	14	8		1700	125	500	50		200	50	700						3	
3 Shrewsbury & Charles	/			60	12	4		1800	50	600	25		125	20	350	9	2	10			4	
4 Edgar Thomas	/			45	5			1000	50	350					600	3	3	13			2	
5 Leipman & George	/			260	120	40		5000	300	600	100		350	52	700	16	40	16			4	
6 Edgar James	/			30		5		650	50	300					375						2	
7 Retford James			/	70		80		1700	40	250					700						3	
8 Davis Frank	/			80	50			2000	75	300	75		300	70	500	8	10	10			2	
9 Walterman Michael		/		50	2	30		1200	50	200					560						3	
10 Shrewsbury Charles	/					20		200	25	150					75						2	

NEAT CATTLE AND THEIR PRODUCTS.											SHEEP.									SWINE.	POULTRY ON HAND JUNE 1ST, 1880, EXCLUSIVE OF SPRING HATCHING.		EGGS PRODUCED IN 1879.
ON HAND JUNE 1, 1880.			MOVEMENT, 1879.								MOVEMENT, 1879.								CLIP, SPRING 1880, SHORN AND TO BE SHORN.				
			Cattle of all ages					Milk sold, or sent to butter and cheese factories in 1879.	Butter made on the farm in 1879.	Cheese made on the farm in 1879.			Sheep and lambs										
Working oxen.	Milch cows.	Other.	Calves dropped.	Purchased.	Sold living.	Slaughtered.	Died, strayed, and st'n, and not recovered.				On hand June 1, 1880.	Lambs dropped.	Purchased.	Sold living.	Slaughtered.	Killed by dogs.	Died of disease.	Died of stress of weather.	Fleeces.	Weight.	On hand June 1, 1880.	Barnyard.	Other.	
No.	No.	No.	No.	No.	No.	No.	No.	Gallons.	Lbs.	Lbs.	No.	No.	No.	No.	No.	No.	No.	No.	No.	Lbs.	No.	No.	No.	Doz.
24	25	26	27	28	29	30	31	32	33	34	35	36	37	38	39	40	41	42	43	44	45	46	47	48
	3	3	2		2				400		5	2					1	1	5	40	25	30		60
	8	7	2	17	19		1		900												30	36		72
	9	10	5		4		1		700												35	24		65
	2	2	1		3				250		8	2					2		6	45	30	40		90
	2	33	1	8	4	1			400												20	48		120
	4	2	3		2				750												30	36		100
	1	3	1				1		100												10	30		100
	5	5	1	5	10	1			600		22	10					2		12	100	25	150		350
	1	3							140												20	20		350
	2	1			1				200												7	24		56

CEREALS.												PULSE.		FIBER.						SUGAR.						BROOM CORN. 1879.	
BARLEY. 1879.		BUCKWHEAT. 1879.		INDIAN CORN. 1879.		OATS. 1879.		RYE. 1879.		WHEAT. 1879.		Canada Peas, (Dry.) in 1879.	Beans, (Dry.) in 1879.	FLAX—1879.				HEMP.		SORGHUM—1879.			MAPLE—1879.				
Area.	Crop.	Area.	Crop.	Area.	Crop.	Area.	Crop.	Area.	Crop.	Area.	Crop.			Area in Crop.	Seed.	Straw.	Fiber.			Area in Crop.	Sugar.	Molasses.	Sugar.	Molasses.			
Acres.	Bush.	Acres.	Bush.	Acres.	Bush.	Acres.	Bush.	Acres.	Bush.	Acres.	Bush.	Bush.	Bush.	Acres.	Bush.	Tons.	Lbs.	Acs.	Tns.	Acres.	Lbs.	Galls.	Lbs.	Galls.	Acs.	Lbs.
49	50	51	52	53	54	55	56	57	58	59	60	61	62	63	64	65	66	67	68	69	70	71	72	73	74	75
				18	900					5	125															
				60	3000	10	350																			
				22	1120					9	100															
				40	2000																					
				55	2850	25	1150			20	340															
				15	750	5	175			10	150															
				40	2000	20	1000																			
				10	550	10	450																			
				40	2000	15	550			15	210									1/8		23				

HOPS. 1879.		POTATOES, (Irish.) 1879.		POTATOES, (Sweet.) 1879.		TOBACCO. 1879.		ORCHARDS—1879.							NURSERIES.		VINEYARDS.			MARKET GARDENS.	BEES—1879.		FOREST PRODUCTS.	
								APPLE.			PEACH.			Total value of orchard products of all kinds sold or consumed.						Value of produce sold in 1879.			Amount of wood cut in 1879.	Value of all forest products sold or consumed in 1879.
Area.	Crop.	Area.	Crop.	Area.	Crop.	Area.	Crop.	Acres.	Bearing trees.	Bushels. 1879.	Acres.	Bearing trees.	Bushels. 1879.		Acres.	Value of produce sold in 1879.	Acres.	Grapes sold in 1879.	Wine made in 1879.		Honey.	Wax.		
Acres.	Lbs.	Acres.	Bush.	Acres.	Bush.	Acres.	Lbs.	No.	No.	No.	No.	No.	No.	Dollars.	No.	Dollars.	No.	Lbs.	Galls.	Dollars.	Lbs.	Lbs.	Cords.	Dollars.
76	77	78	79	80	81	82	83	84	85	86	87	88	89	90	91	92	93	94	95	96	97	98	99	100
		1/2	40	1/4	30						1/2	30	120	120							100	15		
		1/3	35					2																
		1/4	25	1/8	15			2	120	250				250									50	50
		1/4	30	1/8	15	1	200	1/2	50	75	1	100	125	165									60	60
		1/8	15			1/10	20	1/4	30	20	1/4	20	20	40							90	10		
		1/4	25	1/8	20	2	800	1/8	15	20	1/2	40	50	75							20	15		
		3/4	50																				75	75
		1/8	15	1/10	6												1/2				60	5	20	20
																					20			
		1/8	15	1/10	6																			

Dated July 30, 1880

[7–306.]

A.

Page No. 13
Supervisor's Dist: No. 7
Enumeration Dist: No. 140

NOTE A.—The light dotted perpendicular lines, which divide the spaces intended for numbers on this Schedule, are intended to separate the units, tens, &c., from each other, and the Enumerator should be careful that the figures are written within the small spaces so formed, thus: | | 7 | 4 |, the units in the right-hand small spaces. | | 4 | 2 | 1 | | | 3 | 9 |

NOTE B.—Make an affirmative entry by a slanting line (thus /) in one of the three columns 2, 3, and 4, according as the fact is in the case of each farm—in column 2, if the occupier is the owner of the farm; in column 3, if he is the tenant at a fixed money rental; in column 4, if he conducts it for a share of the product.

NOTE C.—Enumerators will observe that there are 100 questions relating to each farm, which are arranged in four successive divisions of each schedule page.

SCHEDULE 2.—Productions of Agriculture in Crooked River Township in the County of Ray, State of Missouri

enumerated by me on the 8th day of June, 1880. Jno F. Morton, *Enumerator.*

OF THE PERSON WHO CONDUCTS THIS FARM.				ACRES OF LAND.				FARM VALUES.			FENCES.		LABOR.			GRASS LANDS.						
	TENURE.			IMPROVED.		UNIMPROVED.										ACREAGE 1879.		PRODUCTS HARVESTED IN 1879.				
THE NAME.	Owner.	Rents for fixed money rental.	Rents for shares of products.	Tilled, including fallow and grass in rotation, (whether pasture or meadow.)	Permanent meadows, permanent pastures, orchards, vineyards.	Woodland and forest.	Other unimproved, including "old fields" not growing wood.	Of farm, including land, fences, and buildings.	Of farming implements and machinery.	Of Live Stock.	Cost of building and repairing in 1879.	Cost of fertilizers purchased in 1879.	Amount paid for wages for farm labor during 1879, including value of board.	Weeks hired labor in 1879 upon farm (and dairy) excluding house-work.	Estimated value of all farm productions (sold, consumed, or on hand) for 1879.	Mown.	Not Mown.	Hay.	Clover Seed.	Grass Seed.	Horses of all ages on hand June 1, 1880.	Mules and Asses, all ages, on hand June 1, 1880.
				No.	No.	No.	No.	Dollars.	Dollars.	Dollars.	Dollars.	Dollars.	Dollars.	No.	Dollars.	Acres.	Acres.	Tons.	Bushels.	Bushels.	No.	No.
1	2	3	4	5	6	7	8	9	10	11	12	13	14	15	16	17	18	19	20	21	22	23
1 Buchanan Lewis	/			170	100			5000	150	500			75	15	700						3	3
2 Davis Alfred			/	160	42			6000	200	700			50	8	800	15		20			4	
3 Bates Enoch	/			310	160	10		8000	250	3000	100		350	60	1000	50	100	40			1	4
4 Halterman Harvy			/	80	40			1900	100	450			200	25	1500	20		20			5	2
5																						
6																						
7																						
8																						
9																						
10																						

NEAT CATTLE AND THEIR PRODUCTS.											SHEEP.									SWINE.	POULTRY ON HAND JUNE 1ST, 1880, EXCLUSIVE OF SPRING HATCHING.		EGGS PRODUCED IN 1879.
ON HAND JUNE 1, 1880.			MOVEMENT, 1879.								ON HAND JUNE 1, 1880.	MOVEMENT, 1879.							CLIP, SPRING 1880, SHORN AND TO BE SHORN.		ON HAND JUNE 1, 1880.			
			Cattle of all ages									Sheep and lambs											
Working oxen.	Milch cows.	Other.	Calves dropped.	Purchased.	Sold living.	Slaughtered.	Died, strayed, and stolen, and not recovered.	Milk sold, or sent to butter and cheese factories in 1879.	Butter made on the farm in 1879.	Cheese made on the farm in 1879.		Lambs dropped.	Purchased.	Sold living.	Slaughtered.	Killed by dogs.	Died of disease.	Died of stress of weather.	Fleeces.	Weight.		Barn-yard.	Other.	
No.	No.	No.	No.	No.	No.	No.	No.	Gallons.	Lbs.	Lbs.	No.	No.	No.	No.	No.	No.	No.	No.	No.	Lbs.	No.	No.	No.	Doz.
24	25	26	27	28	29	30	31	32	33	34	35	36	37	38	39	40	41	42	43	44	45	46	47	48
1	3	12	3				1		400		47	8			4		1		17	135	140	20	36	72
2	3	20	4	16	15				700		8	3		2	3				8	65	40	40	3	80
3	10	77	14			1			900												75	100		200
4	2				9				200												9	12		30
5																								
6																								
7																								
8																								
9																								
10																								

CEREALS.												PULSE.		FIBER.						SUGAR.						BROOM CORN.	
BARLEY. 1879.		BUCKWHEAT. 1879.		INDIAN CORN. 1878.		OATS. 1879.		RYE. 1879.		WHEAT. 1879.				FLAX—1879.				HEMP.		SORGHUM—1879.			MAPLE—1879.				
Area.	Crop.	Area.	Crop.	Area.	Crop.	Area.	Crop.	Area.	Crop.	Area.	Crop.	Canada Peas, (Dry.) in 1879.	Beans, (Dry.) in 1879.	Area in Crop.	Seed.	Straw.	Fiber.			Area in Crop.	Sugar.	Molasses.	Sugar.	Molasses.			
Acres.	Bush.	Acres.	Bush.	Acres.	Bush.	Acres.	Bush.	Acres.	Bush.	Acres.	Bush.	Bush.	Bush.	Acres.	Bush.	Tons.	Lbs.	Acs.	Tns.	Acres.	Lbs.	Galls.	Lbs.	Galls.	Acs.	Lbs.	
49	50	51	52	53	54	55	56	57	58	59	60	61	62	63	64	65	66	67	68	69	70	71	72	73	74	75	
1				65	3300																						1
2				50	2500					20	130																2
3				75	3800																						3
4				100	4000	7	150			40	350									1/2	70	10					4
5																											5
6																											6
7																											7
8																											8
9																											9
10																				1/2							10

HOPS. 1879.		POTATOES, (Irish.) 1879.		POTATOES, (Sweet.) 1879.		TOBACCO. 1879.		ORCHARDS—1879.						NURSERIES.		VINEYARDS.			MARKET GARDENS.	BEES—1879.		FOREST PRODUCTS.	
								APPLE.			PEACH.												
Area.	Crop.	Area.	Crop.	Area.	Crop.	Area.	Crop.	Acres.	Bearing trees.	Bushels. 1879.	Acres.	Bearing trees.	Bushels. 1879.	Total value of orchard products of all kinds sold or consumed.	Acres.	Value of produce sold in 1879.	Acres.	Grapes sold in 1879.	Wine made in 1879.	Value of produce sold in 1879.	Honey.	Wax.	Amount of wood cut in 1879.	Value of all forest products sold or consumed in 1879.
Acres.	Lbs.	Acres.	Bush.	Acres.	Bush.	Acres.	Lbs.	No.	No.	No.	No.	No.	No.	Dollars.	No.	Dollars.	No.	Lbs.	Galls.	Dollars.	Lbs.	Lbs.	Cords.	Dollars.
76	77	78	79	80	81	82	83	84	85	86	87	88	89	90	91	92	93	94	95	96	97	98	99	100
1		10	8					2	40	50				25										
2		1/2	5					3															10	10
3								2																
4		1/4	20					5	175	250				150										
5		1/4	25					4	140	225				100										
6																								
7																								
8																								
9																								
10																								

B.

[7–306.]

Page No. 14
Supervisor's Dist: No. 4
Enumeration Dist: No. 141

NOTE A.—The light dotted perpendicular lines, which divide the spaces intended for numbers on this Schedule, are intended to separate the units, tens, &c., from each other, and the Enumerator should be careful that the figures are written within the small spaces so formed, thus: 7|4, the units in the right-hand small spaces. 4|2|1 3|9

NOTE B.—Make an affirmative entry by a slanting line (thus /) in one of the three columns 2, 3, and 4, according as the fact is in the case of each farm—in column 2, if the occupier is the owner of the farm; in column 3, if he is the tenant at a fixed money rental; in column 4, if he conducts it for a share of the product.

NOTE C.—Enumerators will observe that there are 100 questions relating to each farm, which are arranged in four successive divisions of each schedule page.

SCHEDULE 2.—Productions of Agriculture in Crooked River Township in the County of Ray, State of Missouri

enumerated by me on the 9th day of June, 1880. John F. Morton
Enumerator.

OF THE PERSON WHO CONDUCTS THIS FARM.				ACRES OF LAND.				FARM VALUES.			FENCES.		LABOR.			GRASS LANDS.						
	TENURE.			IMPROVED.		UNIMPROVED.										ACREAGE 1879.		PRODUCTS HARVESTED IN 1879.				
THE NAME.	Owner.	Rents for fixed money rental.	Rents for shares of products.	Tilled, including fallow and grass in rotation, (whether pasture or meadow.)	Permanent meadows, permanent pastures, orchards, vineyards.	Woodland and forest.	Other unimproved, including "old fields" not growing wood.	Of farm, including land, fences, and buildings.	Of farming implements and machinery.	Of Live Stock.	Cost of building and repairing in 1879.	Cost of fertilizers purchased in 1879.	Amount paid for wages for farm labor during 1879, including value of board.	Weeks hired labor in 1879 upon farm and dairy, excluding house-work	Estimated value of all farm productions (sold, consumed, or on hand) for 1879.	Mown.	Not Mown.	Hay.	Clover Seed.	Grass Seed.	Horses of all ages, on hand June 1, 1880.	Mules and Asses, all ages, on hand June 1, 1880.
				No.	No.	No.	No.	Dollars.	Dollars.	Dollars.	Dollars.	Dollars.	Dollars.	No.	Dollars.	Acres.	Acres.	Tons.	Bushels.	Bushels.	No.	No.
1	2	3	4	5	6	7	8	9	10	11	12	13	14	15	16	17	18	19	20	21	22	23
1 Leutz Nathan	/			100	8	10		2500	100	375			0		500						2	
2 Williams George		/		110	10	10		3000	125	350					600						3	
3 Shacklford Samuel	/			60	10	28		1400	200	500					300						3	1
4 Thompson Austin	/			150	84	50		5000	250	1000	37				800		80				5	1
5 Tobin John		/		48		40		1000	50	250					550						2	
6 Walker Haunthy	/			70	4	10		2250	50	600			200	50	1000		7				4	
7 Flournoy William	/			65	40	15		1900	25	400					450		7				3	2
8 Leutz Hezam	/			20	5	3	15	500	30	350					225						4	
9 Clark Benjamin	/			30		5		750	25	200					400						2	
10 Collier James	/			80	4			1700	30	600					650	4	3	3			3	1

NEAT CATTLE AND THEIR PRODUCTS.												SHEEP.												SWINE.	POULTRY ON HAND JUNE 1ST, 1880, EXCLUSIVE OF SPRING HATCHING.			EGGS PRODUCED IN 1879.
ON HAND JUNE 1, 1880.			MOVEMENT, 1879.									ON HAND JUNE 1, 1880.	MOVEMENT, 1879.								CLIP, SPRING 1880, SHORN AND TO BE SHORN.		ON HAND JUNE 1, 1880.				
			Cattle of all ages										Sheep and lambs															
Working oxen.	Milch cows.	Other.	Calves dropped.	Purchased.	Sold living.	Slaughtered.	Died, strayed, and stolen, and not recovered.	Milk sold, or sent to butter and cheese factories in 1879.	Butter made on the farm in 1879.	Cheese made on the farm in 1879.		Lambs dropped.	Purchased.	Sold living.	Slaughtered.	Killed by dogs.	Died of disease.	Died of stress of weather.		Fleeces.	Weight.			Farm-yard.	Other.		
No.	No.	No.	No.	No.	No.	No.	No.	Gallons.	Lbs.	Lbs.		No.	No.	No.	No.	No.	No.	No.	No.	No.	Lbs.			No.	No.	No.	Doz.
24	25	26	27	28	29	30	31	32	33	34		35	36	37	38	39	40	41	42	43	44			45	46	47	48
4	9	4			1				1500		1	4			36	4				4	25		1	20	25	18	60	1
2	2	2	2						250		2													1	25		50	2
2	12	2	12						200		3													20	30		60	3
3	15	1	34	16					400		4	4	2				10			4	40			60	60		150	4
2	1	1		1					250		5													40	30		60	5
2	4	2	48	48		1			275		6													225	30		65	6
4	3	4							600		7	8	8							8	33			30	36		72	7
2	1	3		2					250		8													11	36		70	8
											9													7				9
5	7	3		2		1			1000		10													40	25	3	58	10

CEREALS.												PULSE.		FIBER.						SUGAR.						BROOM CORN.	
BARLEY. 1879.		BUCKWHEAT. 1879.		INDIAN CORN. 1879.		OATS. 1879.		RYE. 1879.		WHEAT. 1879.		Canada Peas. (Dry.) in 1879.	Beans. (Dry) in 1879.	FLAX—1879.				HEMP.		SORGHUM—1879.			MAPLE—1879.			1879.	
Area.	Crop.	Area.	Crop.	Area.	Crop.	Area.	Crop.	Area.	Crop.	Area.	Crop.			Area in Crop.	Seed.	Straw.	Fiber.			Area in Crop.	Sugar.	Molasses.	Sugar.	Molasses.			
Acres.	Bush.	Acres.	Bush.	Acres.	Bush.	Acres.	Bush.	Acres.	Bush.	Acres.	Bush.	Bush.	Bush.	Acres.	Bush.	Tons.	Lbs.	Acs.	Tns.	Acres.	Lbs.	Galls.	Lbs.	Galls.	Acs.	Lbs.	
49	50	51	52	53	54	55	56	57	58	59	60	61	62	63	64	65	66	67	68	69	70	71	72	73	74	75	
				30	1600					5	100																1
				40	2000	6	200																				2
				30	1500					20	300																3
				67	2680	15	500																				4
				48	2400					11	135																5
				70	3500	30	1040	1	7	14	135									½	02	54					6
				30	1500																						7
				12	600	5	160			1	20																8
				30	1500	5	130																				9
				45	3500	3	90			9	89									1/16		13					10

HOPS. 1879.		POTATOES, (Irish.) 1879.		POTATOES, (Sweet.) 1879.		TOBACCO. 1879.		ORCHARDS—1879.						NURSERIES.		VINEYARDS.			MARKET GARDENS.	BEES—1879.		FOREST PRODUCTS.	
								APPLE.			PEACH.			Total value of orchard products of all kinds sold or consumed.									
Area.	Crop.	Area.	Crop.	Area.	Crop.	Area.	Crop.	Acres.	Bearing trees.	Bushels. 1879.	Acres.	Bearing trees.	Bushels. 1879.		Acres.	Value of produce sold in 1879.	Acres.	Grapes sold in 1879.	Wine made in 1879.	Value of produce sold in 1879.	Honey.	Wax.	Amount of wood cut in 1879.	Value of all forest products sold or consumed in 1879.
Acres.	Lbs.	Acres.	Bush.	Acres.	Bush.	Acres.	Lbs.	No.	No.	No.	No.	No.	No.	Dollars.	No.	Dollars.	No.	Lbs.	Galls.	Dollars.	Lbs.	Lbs.	Cords.	Dollars.
76	77	78	79	80	81	82	83	84	85	86	87	88	89	90	91	92	93	94	95	96	97	98	99	100			
		1/16	15																								1
								4	100	175				175									20	15			2
		1/16	15					1																			3
		1/8	10					4	125	30				15									18	8			4
																											5
								1															15	5			6
		1/8	10					2									1/4				20		4	4			7
		1/2	20																								8
		1/4	15																								9
																							10	10			10

[7—306.]

Aged July 30, 1880

C.

Page No. 15
Supervisor's Dist: No. 7
Enumeration Dist: No. 141

NOTE A.—The light dotted perpendicular lines, which divide the spaces intended for numbers on this Schedule, are intended to separate the units, tens, &c., from each other, and the Enumerator should be careful that the figures are written within the small spaces so formed, thus: | | 7 | 4 |, the units in the right-hand small spaces. | | 4 | 2 | 1 | | | 3 | 9 |

NOTE B.—Make an affirmative entry by a slanting line (thus /) in one of the three columns 2, 3, and 4, according as the fact is in the case of each farm—in column 2, if the occupier is the owner of the farm; in column 3, if he is the tenant at a fixed money rental; in column 4, if he conducts it for a share of the product.

NOTE C.—Enumerators will observe that there are 100 questions relating to each farm, which are arranged in four successive divisions of each schedule page.

SCHEDULE 2.—Productions of Agriculture in Crooked River Township in the County of Ray, State of Missouri

enumerated by me on the 9th day of June, 1880.

John H. Morton
Enumerator.

OF THE PERSON WHO CONDUCTS THIS FARM.				ACRES OF LAND.				FARM VALUES.			FENCES.		LABOR.			GRASS LANDS.						
	TENURE.			IMPROVED.		UNIMPROVED.										ACREAGE 1879.		PRODUCTS HARVESTED IN 1879.				
THE NAME.	Owner.	Rents for fixed money rental.	Rents for shares of products.	Tilled, including fallow and grass in rotation, (whether pasture or meadow.)	Permanent meadows, permanent pastures, orchards, vineyards.	Wood and and forest.	Other unimproved, including "old fields" not growing wood.	Of farm, including land, fences, and buildings.	Of farming implements and machinery.	Of Live Stock.	Cost of building and repairing in 1879.	Cost of fertilizers purchased in 1879.	Amount paid for wages for farm labor during 1879, including value of board.	Weeks hired labor in 1879 upon farm (and dairy) excluding house-work.	Estimated value of all farm productions sold, consumed, or on hand) for 1879.	Mown.	Not Mown.	Hay.	Clover Seed.	Grass Seed.	Horses of all ages on hand June 1, 1880.	Mules and Asses, all ages, on hand June 1, 1880.
				No.	No.	No.	No.	Dollars.	Dollars.	Dollars.	Dollars.	Dollars.	Dollars.	No.	Dollars.	Acres.	Acres.	Tons.	Bushels.	Bushels.	No.	No.
1	2	3	4	5	6	7	8	9	10	11	12	13	14	15	16	17	18	19	20	21	22	23
1 Kyes Thomas	/			120	6	8		2400		150	20				900						2	
2 Mall John			/	24		16		600	30	300	15				275						4	
3 Reed Samuel	/			20				400	15	150					300						2	2
4 Caulston John	/			40	2	10		1200	60	400					700	6	4				1	6
5 Shacy Thomas	/			15		5		350	12	200	10				400						2	1
6 Murphy James	/			15				300	10	130	25				375						2	1
7 Vogt Asbury	/			60	2	10		1400	40	200			80	12	500							2
8 Meads Elisha		/		40				900	15	150					490						1	2
9																						
10																						

NEAT CATTLE AND THEIR PRODUCTS.											SHEEP.									SWINE.	POULTRY ON HAND JUNE 1ST, 1880, EXCLUSIVE OF SPRING HATCHING.		EGGS PRODUCED IN 1879.
ON HAND JUNE 1, 1880.			MOVEMENT, 1879.								ON HAND JUNE 1, 1880.	MOVEMENT, 1879.							CLIP, SPRING 1880, SHORN AND TO BE SHORN.				
				Cattle of all ages									Sheep and lambs										
Working oxen.	Milch cows.	Other.	Calves dropped.	Purchased.	Sold living.	Slaughtered.	Died, strayed, and stolen, and not recovered.	Milk sold, or sent to butter and cheese factories in 1879.	Butter made on the farm in 1879.	Cheese made on the farm in 1879.		Lambs dropped.	Purchased.	Sold living.	Slaughtered.	Killed by dogs.	Died of disease.	Died of stress of weather.	Fleeces.	Weight.	On hand June 1, 1880.	Barn-yard.	Other.	
No.	No.	No.	No.	No.	No.	No.	No.	Gallons.	Lbs.	Lbs.	No.	No.	No.	No.	No.	No.	No.	No.	No.	Lbs.	No.	No.	No.	Doz.
24	25	26	27	28	29	30	31	32	33	34	35	36	37	38	39	40	41	42	43	44	45	46	47	48
1	1	2	2	2	1				150												6	18	3	36
2	2		2	3					275												20	10		20
3	1		2				3		125												7	36		75
4	4	3	3		6				275												21	36	9	75
5	1	1	1						150												19	30	9	63
6	1		2		4																10	20		40
7	2	8		6	2	1			250		12	4							8	80	7	40	4	90
8			1		1				125												8	12		25
9																								
10																								

CEREALS.												PULSE.		FIBER.						SUGAR.					BROOM CORN.	
BARLEY. 1879.		BUCKWHEAT. 1879.		INDIAN CORN. 1879.		OATS. 1879.		RYE. 1879.		WHEAT. 1879.				FLAX—1879.				HEMP.		SORGHUM—1879.			MAPLE—1879.			
Area.	Crop.	Area.	Crop.	Area.	Crop.	Area.	Crop.	Area.	Crop.	Area.	Crop.	Canada Peas, (Dry.) in 1879.	Beans, (Dry.) in 1879.	Area in Crop.	Seed.	Straw.	Fiber.			Area in Crop.	Sugar.	Molasses.	Sugar.	Molasses.	1879.	
Acres.	Bush.	Acres.	Bush.	Acres.	Bush.	Acres.	Bush.	Acres.	Bush.	Acres.	Bush.	Bush.	Bush.	Acres.	Bush.	Tons.	Lbs.	Acs.	Tns.	Acres.	Lbs.	Galls.	Lbs.	Galls.	Acs.	Lbs.
49	50	51	52	53	54	55	56	57	58	59	60	61	62	63	64	65	66	67	68	69	70	71	72	73	74	75
1				65	3050	10	300			30	600															
2				20	900															1/2		8				
3				26	980	3	60			3	35															
4				70	2900	6	180			6	100															
5				35	1400					15	100															
6				15	600					20	300															
7				30	1400					20	250									1/4		20				
8				30	1200	6	120	10	196	18	194															
9																										
10																										

HOPS. 1879.		POTATOES, (Irish.) 1879.		POTATOES, (Sweet.) 1879.		TOBACCO. 1879.		ORCHARDS—1879.					NURSERIES.		VINEYARDS.			MARKET GARDENS.	BEES—1879.		FOREST PRODUCTS.	
								APPLE.			PEACH.											
Area.	Crop.	Area.	Crop.	Area.	Crop.	Area.	Crop.	Acres.	Bearing trees.	Bushels. 1879.	Acres.	Bearing trees.	Bushels. 1879.	Total value of orchard products of all kinds sold or consumed.	Acres.	Value of produce sold in 1879.	Acres.	Grapes sold in 1879.	Wine made in 1879.	Value of produce sold in 1879.	Honey.	Wax.	Amount of wood cut in 1879.	Value of all forest products sold or consumed in 1879.
Acres.	Lbs.	Acres.	Bush.	Acres.	Bush.	Acres.	Lbs.	No.	No.	No.	No.	No.	No.	Dollars.	No.	Dollars.	No.	Lbs.	Galls.	Dollars.	Lbs.	Lbs.	Cords.	Dollars.
76	77	78	79	80	81	82	83	84	85	86	87	88	89	90	91	92	93	94	95	96	97	98	99	100
1			1/2	30				2																
2			1/10	10																			20	20
3			1/4	15																				
4			3/4	40	1/2	10		1	50	50	2	100	100	125							80			
5			1/2	25																			5	5
6			1/4	16																			20	20
7																					15	9	27	27
8																								
9																								
10																								

D.

[7–306.]

Page No. 16
Supervisor's Dist: No 7
Enumeration Dist: No. 140

NOTE A.—The light dotted perpendicular lines, which divide the spaces intended for numbers on this Schedule, are intended to separate the units, tens, &c., from each other, and the Enumerator should be careful that the figures are written within the small spaces so formed, thus: 7 4, the units in the right-hand small spaces. 4 2 1 3 9

NOTE B.—Make an affirmative entry by a slanting line (thus /) in one of the three columns 2, 3, and 4, according as the fact is in the case of each farm—in column 2, if the occupier is the owner of the farm; in column 3, if he is the tenant at a fixed money rental; in column 4, if he conducts it for a share of the product.

NOTE C.—Enumerators will observe that there are 100 questions relating to each farm, which are arranged in four successive divisions of each schedule page.

SCHEDULE 2.—Productions of Agriculture in Crooked River Township in the County of Ray, State of Missouri

enumerated by me on the 10th day of June, 1880. John F. Morton, *Enumerator.*

OF THE PERSON WHO CONDUCTS THIS FARM.				ACRES OF LAND.				FARM VALUES.			FENCES.		LABOR.			GRASS LANDS.						
	TENURE.			IMPROVED.		UNIMPROVED.										ACREAGE 1879.		PRODUCTS HARVESTED IN 1879.				
THE NAME.	Owner.	Rents for fixed money rental.	Rents for shares of products.	Tilled, including fallow and grass in rotation, (whether pasture or meadow.)	Permanent meadows, permanent pastures, orchards, vineyards.	Woodland and forest.	Other unimproved, including "old fields" not growing wood.	Of farm, including land, fences, and buildings.	Of farming implements and machinery.	Of Live Stock.	Cost of building and repairing in 1879.	Cost of fertilizers purchased in 1879.	Amount paid for wages for farm labor during 1879, including value of board.	Weeks hired labor in 1879 upon farm (and dairy) excluding house-work.	Estimated value of all farm productions (sold, consumed, or on hand) for 1879.	Mown.	Not Mown.	Hay.	Clover Seed.	Grass Seed.	Horses of all ages on hand June 1, 1880.	Mules and Asses, all ages, on hand June 1, 1880.
				No.	No.	No.	No.	Dollars.	Dollars.	Dollars.	Dollars.	Dollars.	Dollars.	No.	Dollars.	Acres.	Acres.	Tons.	Bushels.	Bushels.	No.	No.
1	2	3	4	5	6	7	8	9	10	11	12	13	14	15	16	17	18	19	20	21	22	23
1 McCorkandale William	/			50	6	12		1800	50	275					450	6	3	3			2	
2 McCorkandale Williams Sr	/			40	16			500	10	100	60		50	10	500						2	
3 Clark Willis			/	80	8	20		1800	20	275					600	8		8			1	3
4 Duncan Henry	/			80	10			1800	50	400					700	10		10			1	3
5 Stroup David	/			145	105	15		3200	75	700	100		150	40	500	30	60	30			6	
6 Chrisman Frank	/			120	50	20		3000	50	300					400	12		8			2	2
7 Vogt Tims	/			40				900	15	200					350						2	2
8 Reder Albert	/			80		30		2000	125	450					600						4	
9 McCorkandale John	/			30		60		700	50	200	25				475						2	
10 Reede George	/			23		17		500	25	175	50				300						2	

NEAT CATTLE AND THEIR PRODUCTS.												SHEEP.										SWINE.	POULTRY ON HAND JUNE 1ST, 1880, EXCLUSIVE OF SPRING HATCHING.		EGGS PRODUCED IN 1879.
ON HAND JUNE 1, 1880.			MOVEMENT, 1879.									ON HAND JUNE 1, 1880.	MOVEMENT, 1879.							CLIP, SPRING 1880, SHORN AND TO BE SHORN.		ON HAND JUNE 1, 1880.			
				Cattle of all ages									Lambs dropped.	Sheep and lambs											
Working oxen.	Milch cows.	Other.	Calves dropped.	Purchased.	Sold living.	Slaughtered.	Died, strayed, and stolen, and not recovered.	Milk sold, or sent to butter and cheese factories in 1879.	Butter made on the farm in 1879.	Cheese made on the farm in 1879.				Purchased.	Sold living.	Slaughtered.	Killed by dogs.	Died of disease.	Died of stress of weather.	Fleeces.	Weight.		Barn-yard.	Other.	
No.	No.	No.	No.	No.	No.	No.	No.	Gallons.	Lbs.	Lbs.	No.	No.	No.	No.	No.	No.	No.	No.	No.	Lbs.	No.	No.	No.	Doz.
24	25	26	27	28	29	30	31	32	33	34	35	36	37	38	39	40	41	42	43	44	45	46	47	48
1 3	5	1			2				500		8	1					1		5	42	18	30		65
2 1		1					1		150												1	12		20
3 3									400												27	35		70
4 2		1			1				325												15	36		70
5 2	3	2	1		1				250		180	40					1	40	150	150	25	75		175
6 2	20	3	19	5	1				400												45	45		95
7 2	1	2		2					300												11	12		20
8 4	8	3							800		12	8						2	12	100	30	30	9	65
9 1		1	1		2				125												9	25		60
10 1	2	1							100												5	15		36

CEREALS.												PULSE.		FIBER.						SUGAR.						BROOM CORN.	
BARLEY. 1879.		BUCKWHEAT. 1879.		INDIAN CORN. 1879.		OATS. 1879.		RYE. 1879.		WHEAT. 1879.		Canada Peas, (Dry.) in 1879.	Beans, (Dry.) in 1879.	FLAX—1879.			HEMP.			SORGHUM—1879.			MAPLE—1879.			1879.	
Area.	Crop.	Area.	Crop.	Area.	Crop.	Area.	Crop.	Area.	Crop.	Area.	Crop.			Area in Crop.	Seed.	Straw.	Fiber.			Area in Crop.	Sugar.	Molasses.	Sugar.	Molasses.		
Acres.	Bush.	Acres.	Bush.	Acres.	Bush.	Acres.	Bush.	Acres.	Bush.	Acres.	Bush.	Bush.	Bush.	Acres.	Bush.	Tons.	Lbs.	Acs.	Tns.	Acres.	Lbs.	Galls.	Lbs.	Galls.	Acs.	Lbs.
49	50	51	52	53	54	55	56	57	58	59	60	61	62	63	64	65	66	67	68	69	70	71	72	73	74	75
				30	1200	10	300			4	50															
				40	1600					10	125															
				30	2000	10	300			5	90															
				40	1700					30	550															
				9	95	11	500																			
				50	2000																					
				15	750	6	180			10	130															
				30	1500	4	700			15	290															
				15	750					20	400															
				15	700	18	580																			

HOPS. 1879.		POTATOES, (Irish.) 1879.		POTATOES, (Sweet.) 1879.		TOBACCO. 1879.		ORCHARDS—1879.						NURSERIES.		VINEYARDS.			MARKET GARDENS.	BEES—1879.		FOREST PRODUCTS.	
								APPLE.			PEACH.			Total value of orchard products of all kinds sold or consumed.									
Area.	Crop.	Area.	Crop.	Area.	Crop.	Area.	Crop.	Acres.	Bearing trees.	Bushels. 1879.	Acres.	Bearing trees.	Bushels. 1879.		Acres.	Value of produce sold in 1879.	Acres.	Grapes sold in 1879.	Wine made in 1879.	Value of produce sold in 1879.	Honey.	Wax.	Amount of wood cut in 1879.	Value of all forest products sold or consumed in 1879.
Acres.	Lbs.	Acres.	Bush.	Acres.	Bush.	Acres.	Lbs.	No.	No.	No.	No.	No.	No.	Dollars.	No.	Dollars.	No.	Lbs.	Galls.	Dollars.	Lbs.	Lbs.	Cords.	Dollars.
76	77	78	79	80	81	82	83	84	85	86	87	88	89	90	91	92	93	94	95	96	97	98	99	100
		1/8	10					1	15					7							20	5		
		1/2	30																		30	4	30	30
		1/4	15					3	150	200				100							25	7	40	25
		1/8	30	1/4	15																			
		1/8	12					1	15	15				5									8	8
		1/	25																	3				
		1	40																	10	40	13	80	80
		1	70	1/2	35															40	80	20	50	50
		1/2	15																				10	10

Recd July 30, 1880

[7–306.]

A.

Page No. 17
Supervisor's Dist: No. 7
Enumeration Dist: No. 140

NOTE A.—The light dotted perpendicular lines, which divide the spaces intended for numbers on this Schedule, are intended to separate the units, tens, &c., from each other, and the Enumerator should be careful that the figures are written within the small spaces so formed, thus: | | 7 | 4 |, the units in the right-hand small spaces. | | 4 | 2 | 1 | | | 3 | 9 |

NOTE B.—Make an affirmative entry by a slanting line (thus /) in one of the three columns 2, 3, and 4, according as the fact is in the case of each farm—in column 2, if the occupier is the owner of the farm; in column 3, if he is the tenant at a fixed money rental; in column 4, if he conducts it for a share of the product.

NOTE C.—Enumerators will observe that there are 100 questions relating to each farm, which are arranged in four successive divisions of each schedule page.

SCHEDULE 2.—Productions of Agriculture in Crooked River Township in the County of Ray, State of Missouri

enumerated by me on the 10th day of June, 1880. John F Morton, *Enumerator.*

OF THE PERSON WHO CONDUCTS THIS FARM.				ACRES OF LAND.				FARM VALUES.			FENCES.		LABOR.			GRASS LANDS.						
	TENURE.			IMPROVED.		UNIMPROVED.										ACREAGE 1879.		PRODUCTS HARVESTED IN 1879.				
THE NAME.	Owner.	Rents for fixed money rental.	Rents for shares of products.	Tilled, including fallow and grass in rotation, (whether pasture or meadow.)	Permanent meadows, permanent pastures, orchards, vineyards.	Woodland and forest.	Other unimproved, including "old fields" not growing wood.	Of farm, including land, fences, and buildings.	Of farming implements and machinery.	Of Live Stock.	Cost of building and repairing in 1879.	Cost of fertilizers purchased in 1879.	Amount paid for wages for farm labor during 1879, including value of board.	Weeks hired labor in 1879 upon farm (and dairy, excluding house-work.	Estimated value of all farm productions (sold, consumed, or on hand) for 1879.	Mown.	Not Mown.	Hay.	Clover Seed.	Grass Seed.	Horses of all ages on hand June 1, 1880.	Mules and Asses, all ages, on hand June 1, 1880.
				No.	No.	No.	No.	Dollars.	Dollars.	Dollars.	Dollars.	Dollars.	Dollars.	No.	Dollars.	Acres.	Acres.	Tons.	Bushels.	Bushels.	No.	No.
1	2	3	4	5	6	7	8	9	10	11	12	13	14	15	16	17	18	19	20	21	22	23
1 Milliken William		/		140	40	40		4000	40	400					800	6		6			6	1
2 Bryan Jeramiah	/			80	20	20		2500	80	200					450	8		6			1	2
3 McAdoo Nilen	/			80	25	10		2500	50	300					500						3	
4 Elis Edward	/			40	8	4		1200	70	210					450	8		8				3
5 Keeny George	/			50	10	10		1600	35	165					475						2	2
6 Quinn Nicholas	/			60	10	16		1600	20	375	50		18	2	350	7		6			3	
7 Leasley John	/			65		20		1400	30	400					300	3		7			4	2
8																						
9																						
10																						

NEAT CATTLE AND THEIR PRODUCTS.												SHEEP.									SWINE.	POULTRY ON HAND JUNE 1ST, 1880, EXCLUSIVE OF SPRING HATCHING.		
ON HAND JUNE 1, 1880.			MOVEMENT, 1879.									MOVEMENT, 1879.							CLIP, SPRING 1880, SHORN AND TO BE SHORN.					
			Cattle of all ages									Sheep and lambs												
Working oxen.	Milch cows.	Other.	Calves dropped.	Purchased.	Sold living.	Slaughtered.	Died, strayed, and stolen and not recovered.	Milk sold, or sent to butter and cheese factories in 1879.	Butter made on the farm in 1879.	Cheese made on the farm in 1879.	On hand June 1, 1880.	Lambs dropped.	Purchased.	Sold living.	Slaughtered.	Killed by dogs.	Died of disease.	Died of stress of weather.	Fleeces.	Weight.	On hand June 1, 1880.	Barn-yard.	Other.	Eggs produced in 1879.
No.	No.	No.	No.	No.	No.	No.	No.	Gallons.	Lbs.	Lbs.	No.	No.	No.	No.	No.	No.	No.	No.	No.	Lbs.	No.	No.	No.	Doz.
24	25	26	27	28	29	30	31	32	33	34	35	36	37	38	39	40	41	42	43	44	45	46	47	48
1	3	3	3	2	3				500		16		8						8	56	13	43	28	100
2	2	1		18	20				400												60	50	12	112
3	3	2	2	2					750												28	24		50
4	1	1	1		1				120												13	48		100
5	1		1	3	4				130												15	18	13	60
6	5	3	5		2		2		550												26	36		72
7	4	6	3						675												12	40		90
8																								
9																								
10																								

CEREALS.												PULSE.		FIBER.						SUGAR.						BROOM CORN. 1879.	
BARLEY. 1879.		BUCKWHEAT. 1879.		INDIAN CORN. 1879.		OATS. 1879.		RYE. 1879.		WHEAT 1879.		Canada Peas, (Dry.) in 1879.	Beans, (Dry.) in 1879.	FLAX—1879.			HEMP.			SORGHUM—1879.			MAPLE—1879.				
Area.	Crop.	Area.	Crop.	Area.	Crop.	Area.	Crop.	Area.	Crop.	Area.	Crop.			Area in Crop.	Seed.	Straw.	Fiber.			Area in Crop.	Sugar.	Molasses.	Sugar.	Molasses.			
Acres.	Bush.	Acres.	Bush.	Acres.	Bush.	Acres.	Bush.	Acres.	Bush.	Acres.	Bush.	Bush.	Bush.	Acres.	Bush.	Tons.	Lbs.	Acs.	Tns.	Acres.	Lbs.	Galls.	Lbs.	Galls.	Acs.	Lbs.	
49	50	51	52	53	54	55	56	57	58	59	60	61	62	63	64	65	66	67	68	69	70	71	72	73	74	75	
1				80	3200	8	300			6	60																1
2				30	1500	6	200																				2
3				30	1500	5	160			9	132																3
4				42	1680	15	550	6	50	4	50																4
5				35	1750					15	190																5
6				30	1500	8	250			1	21																6
7																											7
8																											8
9																											9
10																											10

HOPS. 1879.		POTATOES, (Irish.) 1879.		POTATOES, (Sweet.) 1879.		TOBACCO. 1879.		ORCHARDS—1879.						NURSERIES.		VINEYARDS.			MARKET GARDENS.	BEES—1879.		FOREST PRODUCTS.	
								APPLE.			PEACH.												
Area.	Crop.	Area.	Crop.	Area.	Crop.	Area.	Crop.	Acres.	Bearing trees.	Bushels. 1879.	Acres.	Bearing trees.	Bushels. 1879.	Total value of orchard products of all kinds sold or consumed.	Acres.	Value of produce sold in 1879.	Acres.	Grapes sold in 1879.	Wine made in 1879.	Value of produce sold in 1879.	Honey.	Wax.	Amount of wood cut in 1879.	Value of all forest products sold or consumed in 1879.
Acres.	Lbs.	Acres.	Bush.	Acres.	Bush.	Acres.	Lbs.	No.	No.	No.	No.	No.	No.	Dollars.	No.	Dollars.	No.	Lbs.	Galls.	Dollars.	Lbs.	Lbs.	Cords.	Dollars.
76	77	78	79	80	81	82	83	84	85	86	87	88	89	90	91	92	93	94	95	96	97	98	99	100
1		1/6	10																		16			
2		1/4	20					1																
3		1/8	30																					
4		1/4	25					2															15	15
5		1/16	10																					
6		1/16	10					2																
7		1/2	0					10	600	275	3	500	500	600										
8																								
9																								
10																								

B.

[7–306.]

Page No. 22
Supervisor's Dist: No. 7
Enumeration Dist: No. 140

NOTE A.—The light dotted perpendicular lines, which divide the spaces intended for numbers on this Schedule, are intended to separate the units, tens, &c., from each other, and the Enumerator should be careful that the figures are written within the small spaces so formed, thus: 7|4, 4|2|1, 3|9, the units in the right-hand small spaces.

NOTE B.—Make an affirmative entry by a slanting line (thus /) in one of the three columns 2, 3, and 4, according as the fact is in the case of each farm—in column 2, if the occupier is the owner of the farm; in column 3, if he is the tenant at a fixed money rental; in column 4, if he conducts it for a share of the product.

NOTE C.—Enumerators will observe that there are 100 questions relating to each farm, which are arranged in four successive divisions of each schedule page.

SCHEDULE 2.—Productions of Agriculture in Crooked River Township in the County of Ray, State of Missouri enumerated by me on the 15th & day of June, 1880.

John F. Morton, *Enumerator.*

OF THE PERSON WHO CONDUCTS THIS FARM.				ACRES OF LAND.				FARM VALUES.			FENCES.		LABOR.			GRASS LANDS.						
	TENURE.			IMPROVED.		UNIMPROVED.										ACREAGE 1879.		PRODUCTS HARVESTED IN 1879.				
THE NAME.	Owner.	Rents for fixed money rental.	Rents for shares of products.	Tilled, including fallow and grass in rotation, (whether pasture or meadow.)	Permanent meadows, permanent pastures, orchards, vineyards.	Woodland and forest.	Other unimproved, including "old fields" not growing wood.	Of farm, including land, fences, and buildings.	Of farming implements and machinery.	Of Live Stock.	Cost of building and repairing in 1879.	Cost of Fertilizers purchased in 1879.	Amount paid for wages for farm labor during 1879, including value of board.	Weeks hired labor in 1879 upon farm (and dairy) excluding house-work	Estimated value of all farm productions (sold, consumed, or on hand) for 1879.	Mown.	Not Mown.	Hay.	Clover Seed.	Grass Seed.	Horses of all ages on hand June 1, 1880.	Mules and Asses, all ages, on hand June 1, 1880.
				No.	No.	No.	No.	Dollars.	Dollars.	Dollars.	Dollars.	Dollars.	Dollars.	No.	Dollars.	Acres.	Acres.	Tons.	Bushels.	Bushels.	No.	No.
1	2	3	4	5	6	7	8	9	10	11	12	13	14	15	16	17	18	19	20	21	22	23
1 Scheively Mathew		/		60	10			1400	100	400	50				450	4	3	9			3	2
2 Williams George			/	65				1000	25	300	60		120	30	600	8		8			3	1
3 Johnson James	/			100	40	30		3500	275	400	100		100	16	700	20		20			3	4
4 Van Buskirk John	/			100	45	5		4000	150	500					600	45		47			6	
5 McGuire Samuel	/			80	40			2000	100	400	30				500	4	36	4			6	1
6 Bowman John	/			80	35	10		2200	150	500					600	18		20			4	1
7 Kirtley Orcus	/			80	15	10		2000	40	600					800	5	10	5			2	2
8 Kauffman Lewis			/	75				1200	100	200			50	3	600						2	
9 Yates James	/			80	20			2000	100	500					700						2	1
10 Freeman John	/			66	45	14		1700	75	300					250						3	

NEAT CATTLE AND THEIR PRODUCTS.											SHEEP.										SWINE.	POULTRY ON HAND JUNE 1ST, 1880, EXCLUSIVE OF SPRING HATCHING.		
ON HAND JUNE 1, 1880.			MOVEMENT, 1879.									MOVEMENT, 1879.							CLIP, SPRING 1880, SHORN AND TO BE SHORN.					
				Cattle of all ages								Sheep and lambs												
Working oxen.	Milch cows.	Other.	Calves dropped.	Purchased.	Sold living.	Slaughtered.	Died, strayed, and stolen, and not recovered.	Milk sold, or sent to but ter and cheese factories in 1879.	Butter made on the farm in 1879.	Cheese made on the farm in 1879.	On hand June 1, 1880.	Lambs dropped.	Purchased.	Sold living.	Slaughtered.	Killed by dogs.	Died of disease.	Died of stress of weather.	Fleeces.	Weight.	On hand June 1, 1880.	Barn-yard.	Other.	Eggs produced in 1879.
No.	No.	No.	No.	No.	No.	No.	No.	Gallons.	Lbs.	Lbs.	No.	No.	No.	No.	No.	No.	No.	No.	No.	Lbs.	No.	No.	No.	Doz.
24	25	26	27	28	29	30	31	32	33	34	35	36	37	38	39	40	41	42	43	44	45	46	47	48
1	1	3	1	1					150		5	2							5	40	39	40		100
2	2	3		2	3				350		9								9	86	5	24		60
3	5	21	5	6		1	3		1400		24	10			1		1		29	260	15	30	1	70
4	3	1							700		6	4							6	50	50	45	4	100
5	4	9	4	10	12				800												20	40	3	100
6	4	3	4		1				950		4		2						4	35	21	45		110
7	5	4	3						450												27	30	12	90
8	2	1	2	2	2				250												32	35		80
9	3	3	1	22	22		2		500												30	20		350
10	2	5	2		1	1			300												12	23	8	60

CEREALS.												PULSE.		FIBER.						SUGAR.					BROOM CORN.	
BARLEY. 1879.		BUCKWHEAT. 1879.		INDIAN CORN. 1879.		OATS. 1879.		RYE. 1879.		WHEAT. 1879.				FLAX—1879.				HEMP.		SORGHUM—1879.			MAPLE—1879.		1879.	
Area.	Crop.	Area.	Crop.	Area.	Crop.	Area.	Crop.	Area.	Crop.	Area.	Crop.	Canada Peas, (Dry.) in 1879.	Beans, (Dry.) in 1879.	Area in Crop.	Seed.	Straw.	Fiber.			Area in Crop.	Sugar.	Molasses.	Sugar.	Molasses.		
Acres.	Bush.	Acres.	Bush.	Acres.	Bush.	Acres.	Bush.	Acres.	Bush.	Acres.	Bush.	Bush.	Bush.	Acres.	Bush.	Tons.	Lbs.	Acs.	Tns.	Acres.	Lbs.	Galls.	Lbs.	Galls.	Acs.	Lbs.
49	50	51	52	53	54	55	56	57	58	59	60	61	62	63	64	65	66	67	68	69	70	71	72	73	74	75
1				50	2000																					
2				40	2000	10	300			20	275															
3				80	4000																					
4				30	1500	7	210			27	350															
5				30	1500	10	300			2	30															
6				65	3000					12	150									1/4		35				
7				65	3200	12	360			14	180									1		80				
8				40	2000	20	600			14	115															
9				40	2000					15	125															
10				27	1050	5	150																			

HOPS. 1879.		POTATOES, (Irish.) 1879.		POTATOES, (Sweet.) 1879.		TOBACCO. 1879.		ORCHARDS—1879.						NURSERIES.		VINEYARDS.			MARKET GARDENS.	BEES—1879.		FOREST PRODUCTS.	
								APPLE.			PEACH.												
Area.	Crop.	Area.	Crop.	Area.	Crop.	Area.	Crop.	Acres.	Bearing trees.	Bushels. 1879.	Acres.	Bearing trees.	Bushels. 1879.	Total value of orchard products of all kinds sold or consumed.	Acres.	Value of produce sold in 1879.	Acres.	Grapes sold in 1879.	Wine made in 1879.	Value of produce sold in 1879.	Honey.	Wax.	Amount of wood cut in 1879.	Value of all forest products sold or consumed in 1879.
Acres.	Lbs.	Acres.	Bush.	Acres.	Bush.	Acres.	Lbs.	No.	No.	No.	No.	No.	No.	Dollars.	No.	Dollars.	No.	Lbs.	Galls.	Dollars.	Lbs.	Lbs.	Cords.	Dollars.
76	77	78	79	80	81	82	83	84	85	86	87	88	89	90	91	92	93	94	95	96	97	98	99	100
1		1/2	30					1	60	60	1	100	150	140							40	8	27	27
2		1/2	15																		20	4	20	
3								1	30	80				40							15	2		
4		1/2	30					2	100	200				100							80	10		
5		1/8	10																					
6		1/2	15					2	100	180				90										
7		1/2	80					1	50	100				50										
8		1/8	10																					
9		1/2	40					1																
10		1/10	10	1/6	10			1/4	33	10				5									10	10

Recd July 30, 1880

[7–306.]

C.

Page No. 23
Supervisor's Dist: No. 7
Enumeration Dist: No. 140

NOTE A.—The light dotted perpendicular lines, which divide the spaces intended for numbers on this Schedule, are intended to separate the units, tens, &c., from each other, and the Enumerator should be careful that the figures are written within the small spaces so formed, thus: 7|4, the units in the right-hand small spaces. 4|2|1 3|9

NOTE B.—Make an affirmative entry by a slanting line (thus /) in one of the three columns 2, 3, and 4, according as the fact is in the case of each farm—in column 2, if the occupier is the owner of the farm; in column 3, if he is the tenant at a fixed money rental; in column 4, if he conducts it for a share of the product.

NOTE C.—Enumerators will observe that there are 100 questions relating to each farm, which are arranged in four successive divisions of each schedule page.

SCHEDULE 2.—Productions of Agriculture in Crooked River Township in the County of Ray, State of Missouri

enumerated by me on the 15th day of June, 1880. John F. Morton, *Enumerator.*

OF THE PERSON WHO CONDUCTS THIS FARM.				ACRES OF LAND.				FARM VALUES.			FENCES.		LABOR.			GRASS LANDS.						
	TENURE.			IMPROVED.		UNIMPROVED.										ACREAGE 1879.		PRODUCTS HARVESTED IN 1879.				
THE NAME.	Owner.	Rents for fixed money rental.	Rents for shares of products.	Tilled, including fallow and grass in rotation, (whether pasture or meadow.)	Permanent meadows, permanent pastures, orchards, vineyards.	Woodland and forest.	Other unimproved, including "old fields" not growing wood.	Of farm, including land, fences, and buildings.	Of farming implements and machinery.	Of Live Stock.	Cost of building and repairing in 1879.	Cost of fertilizers purchased in 1879.	Amount paid for wages for farm labor during 1879, including value of board.	Weeks hired labor in 1879 upon farm (and dairy) excluding house-work.	Estimated value of all farm productions (sold, consumed, or on hand) for 1879.	Mown.	Not Mown.	Hay.	Clover Seed.	Grass Seed.	Horses of all ages on hand June 1, 1880.	Mules and Asses, all ages, on hand June 1, 1880.
	No.	No.	No.	No.	No.	No.	No.	Dollars.	Dollars.	Dollars.	Dollars.	Dollars.	Dollars.	No.	Dollars.	Acres.	Acres.	Tons.	Bushels.	Bushels.	No.	No.
1	2	3	4	5	6	7	8	9	10	11	12	13	14	15	16	17	18	19	20	21	22	23
1 Morris George	/			40	10	40		1000	50	200					350	6	4	6			2	1
2 Noyes Benjamin			/	40		10		800	25	300					350							3
3 Pfost George			/	80	20	30		2000	100	375					625	15	5	16			2	2
4																						
5																						
6																						
7																						
8																						
9																						
10																						

NEAT CATTLE AND THEIR PRODUCTS.											SHEEP.										SWINE.	POULTRY ON HAND JUNE 1ST, 1880, EXCLUSIVE OF SPRING HATCHING.		EGGS PRODUCED IN 1879.
ON HAND JUNE 1, 1880.			MOVEMENT, 1879.									MOVEMENT, 1879.							CLIP, SPRING 1880, SHORN AND TO BE SHORN.					
				Cattle of all ages									Sheep and lambs											
Working oxen.	Milch cows.	Other.	Calves dropped.	Purchased.	Sold living.	Slaughtered.	Died, starved, and stolen and not recovered.	Milk sold, or sent to butter and cheese factories in 1879.	Butter made on the farm in 1879.	Cheese made on the farm in 1879.	On hand June 1, 1880.	Lambs dropped.	Purchased.	Sold living.	Slaughtered.	Killed by dogs.	Died of disease.	Died of stress of weather.	Fleeces.	Weight.	On hand June 1, 1880.	Barn-yard.	Other.	
No.	No.	No.	No.	No.	No.	No.	No.	Gallons.	Lbs.	Lbs.	No.	No.	No.	No.	No.	No.	No.	No.	No.	Lbs.	No.	No.	No.	Doz.
24	25	26	27	28	29	30	31	32	33	34	35	36	37	38	39	40	41	42	43	44	45	46	47	48
1	1	4	1						100												20	20	5	60
2	1	3	1	6	7				125												40	23	10	75
3	2	10	3	7	11				210												45	36		80
4																								
5																								
6																								
7																								
8																								
9																								
10																								

CEREALS.												PULSE.		FIBER.						SUGAR.					BROOM CORN.	
BARLEY. 1879.		BUCKWHEAT. 1879.		INDIAN CORN. 1879.		OATS. 1879.		RYE. 1879.		WHEAT. 1879.				FLAX—1879.				HEMP.		SORGHUM—1879.			MAPLE—1879.			
Area.	Crop.	Area.	Crop.	Area.	Crop.	Area.	Crop.	Area.	Crop.	Area.	Crop.	Canada Peas, (Dry,) in 1879.	Beans, (Dry,) in 1879.	Area in Crop.	Seed.	Straw.	Fiber.			Area in Crop.	Sugar.	Molasses.	Sugar.	Molasses.		
Acres.	Bush.	Acres.	Bush.	Acres.	Bush.	Acres.	Bush.	Acres.	Bush.	Acres.	Bush.	Bush.	Bush.	Acres.	Bush.	Tons.	Lbs.	Acs.	Tns.	Acres.	Lbs.	Galls.	Lbs.	Galls.	Acs.	Lbs.
49	50	51	52	53	54	55	56	57	58	59	60	61	62	63	64	65	66	67	68	69	70	71	72	73	74	75
1				20	1000					10	125															
2				25	1200					10	120															
3				40	2100	5	150			15	190									½		75				
4																										
5																										
6																										
7																										
8																										
9																										
10																										

HOPS. 1879.		POTATOES, (Irish.) 1879.		POTATOES, (Sweet.) 1879.		TOBACCO. 1879.		ORCHARDS—1879.							NURSERIES.		VINEYARDS.			MARKET GARDENS.	BEES—1879.		FOREST PRODUCTS.	
								APPLE.			PEACH.													
Area.	Crop.	Area.	Crop.	Area.	Crop.	Area.	Crop.	Acres.	Bearing trees.	Bushels. 1879.	Acres.	Bearing trees.	Bushels. 1879.	Total value of orchard products of all kinds sold or consumed.	Acres.	Value of produce sold in 1879.	Acres.	Grapes sold in 1879.	Wine made in 1879.	Value of produce sold in 1879.	Honey.	Wax.	Amount of wood cut in 1879.	Value of all forest products sold or consumed in 1879.
Acres.	Lbs.	Acres.	Bush.	Acres.	Bush.	Acres.	Lbs.	No.	No.	No.	No.	No.	No.	Dollars.	No.	Dollars.	No.	Lbs.	Galls.	Dollars.	Lbs.	Lbs.	Cords.	Dollars.
76	77	78	79	80	81	82	83	84	85	86	87	88	89	90	91	92	93	94	95	96	97	98	99	100
1		⅛	15																		15	2		
2		⅛	20																				80	80
3		¼	25																		125	20		
4																								
5																								
6																								
7																								
8																								
9																								
10																								

10 C 4 42 4

D.

[7–306.]

Page No. .....
Supervisor's Dist: No .....
Enumeration Dist: No. .....

NOTE A.—The light dotted perpendicular lines, which divide the spaces intended for numbers on this Schedule, are intended to separate the units, tens, &c., from each other, and the Enumerator should be careful that the figures are written within the small spaces so formed, thus: | | 7 | 4 |, the units | 4 | 2 | 1 | in the right-hand small spaces. | | 3 | 9 |

NOTE B.—Make an affirmative entry by a slanting line (thus /) in one of the three columns 2, 3, and 4, according as the fact is in the case of each farm—in column 2, if the occupier is the owner of the farm; in column 3, if he is the tenant at a fixed money rental; in column 4, if he conducts it for a share of the product.

NOTE C.—Enumerators will observe that there are 100 questions relating to each farm, which are arranged in four successive divisions of each schedule page.

SCHEDULE 2.—Productions of Agriculture in ..... in the County of ....., State of .....

enumerated by me on the ..... day of June, 1880. .....,

Enumerator.

OF THE PERSON WHO CONDUCTS THIS FARM.				ACRES OF LAND.				FARM VALUES.			FENCES.		LABOR.			GRASS LANDS.						
	TENURE.			IMPROVED.		UNIMPROVED.										ACREAGE 1879.		PRODUCTS HARVESTED IN 1879.				
THE NAME.	Owner.	Rents for fixed money rental.	Rents for shares of products.	Tilled, including fallow and grass in rotation, (whether pasture or meadow.)	Permanent meadows, permanent pastures, orchards, vineyards.	Woodland and forest.	Other unimproved, including "old fields" not growing wood.	Of farm, including land, fences, and buildings.	Of farming implements and machinery.	Of Live Stock.	Cost of building and repairing in 1879.	Cost of fertilizers purchased in 1879.	Amount paid for wages for farm labor during 1879, including value of board.	Weeks hired labor in 1879 upon farm (and dairy) excluding house-work.	Estimated value of all farm productions (sold, consumed, or on hand) for 1879.	Mown.	Not Mown.	Hay.	Clover Seed.	Grass Seed.	Horses of all ages on hand June 1, 1880.	Mules and Asses, all ages, on hand June 1, 1880.
				No.	No.	No.	No.	Dollars.	Dollars.	Dollars.	Dollars.	Dollars.	Dollars.	No.	Dollars.	Acres.	Acres.	Tons.	Bushels.	Bushels.	No.	No.
1	2	3	4	5	6	7	8	9	10	11	12	13	14	15	16	17	18	19	20	21	22	23
1																						
2																						
3																						
4																						
5																						
6																						
7																						
8																						
9																						
10																						

NEAT CATTLE AND THEIR PRODUCTS.											SHEEP.										SWINE.	POULTRY ON HAND JUNE 1ST, 1880, EXCLUSIVE OF SPRING HATCHING.		EGGS PRODUCED IN 1879.
ON HAND JUNE 1, 1880.			MOVEMENT, 1879.									MOVEMENT, 1879.							CLIP, SPRING 1880, SHORN AND TO BE SHORN.					
				Cattle of all ages									Sheep and lambs											
Working oxen.	Milch cows.	Other.	Calves dropped.	Purchased.	Sold living.	Slaughtered.	Died, strayed, and stolen, and not recovered.	Milk sold, or sent to butter and cheese factories in 1879.	Butter made on the farm in 1879.	Cheese made on the farm in 1879.	On hand June 1, 1880.	Lambs dropped.	Purchased.	Sold living.	Slaughtered.	Killed by dogs.	Died of disease.	Died of stress of weather.	Fleeces.	Weight.	On hand June 1, 1880.	Barn-yard.	Other.	
No.	No.	No.	No.	No.	No.	No.	No.	Gallons.	Lbs.	Lbs.	No.	No.	No.	No.	No.	No.	No.	No.	No.	Lbs.	No.	No.	No.	Doz.
24	25	26	27	28	29	30	31	32	33	34	35	36	37	38	39	40	41	42	43	44	45	46	47	48
1																								
2																								
3																								
4																								
5																								
6																								
7																								
8																								
9																								
10																								

CEREALS.												PULSE.		FIBER.						SUGAR.						BROOM CORN.	
BARLEY. 1879.		BUCKWHEAT. 1879.		INDIAN CORN. 1879.		OATS. 1879.		RYE. 1879.		WHEAT. 1879.		Canada Peas, (Dry.) in 1879.	Beans, (Dry.) in 1879.	FLAX—1879.			HEMP.			SORGHUM—1879.			MAPLE—1879.			1879.	
Area.	Crop.	Area.	Crop.	Area.	Crop.	Area.	Crop.	Area.	Crop.	Area.	Crop.			Area in Crop.	Seed.	Straw.	Fiber.			Area in Crop.	Sugar.	Molasses.	Sugar.	Molasses.			
Acres.	Bush.	Acres.	Bush.	Acres.	Bush.	Acres.	Bush.	Acres.	Bush.	Acres.	Bush.	Bush.	Bush.	Acres.	Bush.	Tons.	Lbs.	Acs.	Tns.	Acres.	Lbs.	Galls.	Lbs.	Galls.	Acs.	Lbs.
49	50	51	52	53	54	55	56	57	58	59	60	61	62	63	64	65	66	67	68	69	70	71	72	73	74	75
1																										
2																										
3																										
4																										
5																										
6																										
7																										
8																										
9																										
10																										

HOPS. 1879.		POTATOES, (Irish.) 1879.		POTATOES, (Sweet.) 1879.		TOBACCO. 1879.		ORCHARDS—1879.						NURSERIES.		VINEYARDS.			MARKET GARDENS.	BEES—1879.		FOREST PRODUCTS.	
								APPLE.			PEACH.												
Area.	Crop.	Area.	Crop.	Area.	Crop.	Area.	Crop.	Acres.	Bearing trees.	Bushels. 1879.	Acres.	Bearing trees.	Bushels. 1879.	Total value of orchard products of all kinds sold or consumed.	Acres.	Value of produce sold in 1879.	Acres.	Grapes sold in 1879.	Wine made in 1879.	Value of produce sold in 1879.	Honey.	Wax.	Amount of wood cut in 1879.	Value of all forest products sold or consumed in 1879.
Acres.	Lbs.	Acres.	Bush.	Acres.	Bush.	Acres.	Lbs.	No.	No.	No.	No.	No.	No.	Dollars.	No.	Dollars.	No.	Lbs.	Galls.	Dollars.	Lbs.	Lbs.	Cords.	Dollars.
76	77	78	79	80	81	82	83	84	85	86	87	88	89	90	91	92	93	94	95	96	97	98	99	100
1																								
2																								
3																								
4																								
5																								
6																								
7																								
8																								
9																								
10																								

Received July 30, 1880.

[7–306.]

A.

Page No. 1
Supervisor's Dist: No. 7
Enumeration Dist: No. 141

NOTE A.—The light dotted perpendicular lines, which divide the spaces intended for numbers on this Schedule, are intended to separate the units, tens, &c., from each other, and the Enumerator should be careful that the figures are written within the small spaces so formed, thus: | 7 | 4 |, the units | 4 | 2 | 1 | in the right-hand small spaces. | | 3 | 9 |

NOTE B.—Make an affirmative entry by a slanting line (thus /) in one of the three columns 2, 3, and 4, according as the fact is in the case of each farm—in column 2, if the occupier is the owner of the farm; in column 3, if he is the tenant at a fixed money rental; in column 4, if he conducts it for a share of the product.

NOTE C.—Enumerators will observe that there are 100 questions relating to each farm, which are arranged in four successive divisions of each schedule page.

SCHEDULE 2.—Productions of Agriculture in Crooked River Tp in the County of Ray, State of Mo

enumerated by me on the 1st day of June, 1880. J. V. Monroe, *Enumerator.*

OF THE PERSON WHO CONDUCTS THIS FARM.				ACRES OF LAND.				FARM VALUES.			FENCES.		LABOR.			GRASS LANDS.						
	TENURE.			IMPROVED.		UNIMPROVED.										ACREAGE 1879.		PRODUCTS HARVESTED IN 1879.				
THE NAME.	Owner.	Rents for fixed money rental.	Rents for shares of products.	Tilled, including fallow and grass in rotation, (whether pasture or meadow.)	Permanent meadows, permanent pastures, orchards, vineyards.	Woodland and forest.	Other unimproved, including "old fields" not growing wood.	Of farm, including land, fences, and buildings.	Of farming implements and machinery.	Of live Stock.	Cost of building and repairing in 1879.	Cost of fertilizers purchased in 1879.	Amount paid for wages for farm labor during 1879, including value of board.	Weeks hired labor in 1879 upon farm (and dairy) excluding house-work.	Estimated value of all farm productions (sold, consumed, or on hand) for 1879.	Mown.	Not Mown.	Hay.	Clover Seed.	Grass Seed.	Horses of all ages on hand June 1, 1880.	Mules and Asses, all ages, on hand June 1, 1880.
	No.	No.	No.	No.	No.	No.	No.	Dollars.	Dollars.	Dollars.	Dollars.	Dollars.	Dollars.	No.	Dollars.	Acres.	Acres.	Tons.	Bushels.	Bushels.	No.	No.
1	2	3	4	5	6	7	8	9	10	11	12	13	14	15	16	17	18	19	20	21	22	23
1 Quinby Jacob	/			24		9		270	50	125					200						2	
2 Hill Richard			/	8		32		400		100					75						3	
3 Campbell Melinda	/			16		24		400	50	350					100						7	
4 Mallory Winston	/			12		8		200		125					100						3	
5 Hughes John			/	29		20		400	25	200					50						6	2
6 Sloms J. W	/			37				400		75	50				150							1
7 Clabor James	/			8		14		200		150					125						2	
8 Ethington Ezekiel		/		17		18		500		100	25				100						2	
9 Preston Orson J	/			10		5		200		50					100						1	
10 Duncan Isaac	/			25		8		500	50	500			50		500						2	4

NEAT CATTLE AND THEIR PRODUCTS.											SHEEP.										SWINE.	POULTRY ON HAND JUNE 1ST, 1880, EXCLUSIVE OF SPRING HATCHING.		EGGS PRODUCED IN 1879.
ON HAND JUNE 1, 1880.			MOVEMENT, 1879.									MOVEMENT, 1879.							CLIP, SPRING 1880, SHORN AND TO BE SHORN.					
			Cattle of all ages									Sheep and lambs												
Working oxen.	Milch cows.	Other.	Calves dropped.	Purchased.	Sold living.	Slaughtered.	Died, strayed, and lost and not recovered.	Milk sold or sent to butter and cheese factories in 1879.	Butter made on the farm in 1879.	Cheese made on the farm in 1879.	On hand June 1, 1879.	Lambs dropped.	Purchased.	Sold living.	Slaughtered.	Killed by dogs.	Died of disease.	Died of gross of weather.	Fleeces.	Weight.	On hand June 1, 1880.	Barn-yard.	Other.	
No.	No.	No.	No.	No.	No.	No.	No.	Gallons.	Lbs.	Lbs.	No.	No.	No.	No.	No.	No.	No.	No.	No.	Lbs.	No.	No.	No.	Doz.
24	25	26	27	28	29	30	31	32	33	34	35	36	37	38	39	40	41	42	43	44	45	46	47	48
1	1	1	1						50												8			
2	1	1	1						75												30	240		50
3	1	1							75															
4	1	1	1						50												10	18		50
5	2	2	1						100												18			
6	1	1																			9	12		15
7	2	2									4	4							4	15	12	24		60
8																					2	24		25
9	2	2	2						75		2	3							2	6	14	350		250
10	3	5				2			100												12	30		250

CEREALS.												PULSE.		FIBER.						SUGAR.						BROOM CORN. 1879.	
BARLEY. 1879.		BUCKWHEAT. 1879.		INDIAN CORN. 1879.		OATS. 1879.		RYE. 1879.		WHEAT. 1879.		Canada Peas, (Dry.) in 1879.	Beans, (Dry.) in 1879.	FLAX—1879.				HEMP.		SORGHUM—1879.			MAPLE—1879.				
Area.	Crop.	Area.	Crop.	Area.	Crop.	Area.	Crop.	Area.	Crop.	Area.	Crop.			Area in Crop.	Seed.	Straw.	Fiber.			Area in Crop.	Sugar.	Molasses.	Sugar.	Molasses.			
Acres.	Bush.	Acres.	Bush.	Acres.	Bush.	Acres.	Bush.	Acres.	Bush.	Acres.	Bush.	Bush.	Bush.	Acres.	Bush.	Tons.	Lbs.	Acs.	Tns.	Acres.	Lbs.	Galls.	Lbs.	Galls.	Acs.	Lbs.
49	50	51	52	53	54	55	56	57	58	59	60	61	62	63	64	65	66	67	68	69	70	71	72	73	74	75
				15	400																					
				8	300																					
				16	500																					
				11	400																					
				10	150																					
				8	300															1		40				
				3	100																					
				4	100																					
				8	400															1/4		30				
				15	700																					

HOPS. 1879.		POTATOES, (Irish.) 1879.		POTATOES, (Sweet.) 1879.		TOBACCO. 1879.		ORCHARDS—1879.						NURSERIES.		VINEYARDS.			MARKET GARDENS.	BEES—1879.		FOREST PRODUCTS.	
								APPLE.			PEACH.												
Area.	Crop.	Area.	Crop.	Area.	Crop.	Area.	Crop.	Acres.	Bearing trees.	Bushels. 1879.	Acres.	Bearing trees.	Bushels. 1879.	Total value of orchard products of all kinds sold or consumed.	Acres.	Value of produce sold in 1879.	Acres.	Grapes sold in 1879.	Wine made in 1879.	Value of produce sold in 1879.	Honey.	Wax.	Amount of wood cut in 1879.	Value of all forest products sold or consumed in 1879.
Acres.	Lbs.	Acres.	Bush.	Acres.	Bush.	Acres.	Lbs.	No.	No.	No.	No.	No.	No.	Dollars.	No.	Dollars.	No.	Lbs.	Galls.	Dollars.	Lbs.	Lbs.	Cords.	Dollars.
76	77	78	79	80	81	82	83	84	85	86	87	88	89	90	91	92	93	94	95	96	97	98	99	100
		1	15																					
																					25			
		1	20																					
		1	40																				50	75
		1	20																				100	150

B.

[7—306.]

Page No. 2
Supervisor's Dist: No. 7
Enumeration Dist: No. 141

NOTE A.—The light dotted perpendicular lines, which divide the spaces intended for numbers on this Schedule, are intended to separate the units, tens, &c., from each other, and the Enumerator should be careful that the figures are written within the small spaces so formed, thus: 7|4, the units 4|2|1 in the right-hand small spaces. 3|9

NOTE B.—Make an affirmative entry by a slanting line (thus /) in one of the three columns 2, 3, and 4, according as the fact is in the case of each farm—in column 2, if the occupier is the owner of the farm; in column 3, if he is the tenant at a fixed money rental; in column 4, if he conducts it for a share of the product.

NOTE C.—Enumerators will observe that there are 100 questions relating to each farm, which are arranged in four successive divisions of each schedule page.

SCHEDULE 2.—Productions of Agriculture in Rocky Fork T.P in the County of Ray, State of Mo

enumerated by me on the 12th day of June, 1880. J. V. Munroe, *Enumerator.*

OF THE PERSON WHO CONDUCTS THIS FARM.				ACRES OF LAND.				FARM VALUES.			FENCES.		LABOR.			GRASS LANDS.						
	TENURE.			IMPROVED.		UNIMPROVED.										ACREAGE 1879.		PRODUCTS HARVESTED IN 1879.				
THE NAME.	Owns.	Rents for fixed money rental.	Rents for shares of products.	Tilled, including fallow and grass in rotation, (whether pasture or meadow.)	Permanent meadows, permanent pastures, orchards, vineyards.	Woodland and forest.	Other unimproved, including "old fields" not growing wood.	Of farm, including land, fences, and buildings.	Of farming implements and machinery.	Of Live Stock.	Cost of building and repairing in 1878.	Cost of fertilizers purchased in 1879.	Amount paid for wages for farm labor during 1879, including value of board.	Weeks hired labor in 1879 upon farm (and dairy) excluding house-work.	Estimated value of all farm productions (sold, consumed, or on hand) for 1879.	Mown.	Not Mown.	Hay.	Clover Seed.	Grass Seed.	Horses of all ages on hand June 1, 1880.	Mules and Asses, all ages, on hand June 1, 1880.
	No.	No.	No.	No.	No.	No.	No.	Dollars.	Dollars.	Dollars.	Dollars.	Dollars.	Dollars.	No.	Dollars.	Acres.	Acres.	Tons.	Bushels.	Bushels.	No.	No.
1	2	3	4	5	6	7	8	9	10	11	12	13	14	15	16	17	18	19	20	21	22	23
1 Storms Jacob	/			50		40		900	150	700	40		150	40	1500	4		4			1	4
2 Porterfield Thos	/			55	1	10		650	50	350			100	16	300	5		5			2	3
3 Porterfield Sarah	/			25				200		150					160						2	
4 Palmer James			/	16				160		80					150						2	
5 Burris John		/		23		7		300	25						275							
6 Cook, J. L	/			40				400	400	200					500						6	
7																						
8																						
9																						
10																						

NEAT CATTLE AND THEIR PRODUCTS.											SHEEP.										SWINE.	POULTRY ON HAND JUNE 1ST, 1880, EXCLUSIVE OF SPRING HATCHING.		EGGS PRODUCED IN 1879.
ON HAND JUNE 1, 1880.			MOVEMENT, 1879.									MOVEMENT, 1879.							CLIP, SPRING 1880, SHORN AND TO BE SHORN.					
				Cattle of all ages								Lambs dropped.	Sheep and Lambs											
Working oxen.	Milch cows.	Other.	Calves dropped.	Purchased.	Sold living.	Slaughtered.	Died, strayed, and stolen, and not recovered.	Milk sold, or sent to but ter and cheese factories in 1879.	Butter made on the farm in 1879.	Cheese made on the farm in 1879.	On hand June 1, 1880.		Purchased.	Sold living.	Slaughtered.	Killed by dogs.	Died of disease.	Died of stress of weather.	Fleeces.	Weight.	On hand June 1, 1880.	Barn-yard.	Other.	
No.	No.	No.	No.	No.	No.	No.	No.	Gallons.	Lbs.	Lbs.	No.	No.	No.	No.	No.	No.	No.	No.	No.	Lbs.	No.	No.	No.	Doz.
24	25	26	27	28	29	30	31	32	33	34	35	36	37	38	39	40	41	42	43	44	45	46	47	48
1	2	3	3		2				100												65	35		100
2	2	12	2	2					150												30	35		100
3	3	2																			4	30		15
4	2	2																				13		
5																								
6	3	2			15				200													25		25
7																								
8																								
9																								
10																								

CEREALS.												PULSE.		TIBER.						SUGAR.						BROOM CORN. 1879.	
BARLEY. 1879.		BUCKWHEAT. 1879.		INDIAN CORN. 1879.		OATS. 1879.		RYE. 1879.		WHEAT. 1879.				FLAX—1879.				HEMP.		SORGHUM—1879.			MAPLE—1879.				
Area.	Crop.	Area.	Crop.	Area.	Crop.	Area.	Crop.	Area.	Crop.	Area.	Crop.	Canada Peas, (Dry.) in 1879.	Beans, (Dry.) in 1879.	Area in Crop.	Seed.	Straw.	Fiber.			Area in Crop.	Sugar.	Molasses.	Sugar.	Molasses.			
Acres.	Bush.	Acres.	Bush.	Acres.	Bush.	Acres.	Bush.	Acres.	Bush.	Acres.	Bush.	Bush.	Bush.	Acres.	Bush.	Tons.	Lbs.	Acs.	Tns.	Acres.	Lbs.	Galls.	Lbs.	Galls.	Acs.	Lbs.
49	50	51	52	53	54	55	56	57	58	59	60	61	62	63	64	65	66	67	68	69	70	71	72	73	74	75
1				60	4000					40	400									1		100				
2				20	650					20	280															
3				8	200	5	75																			
4				12	425																					
5				20	1400																					
6				38	2500																					
7																										
8																										
9																										
10																										

HOPS. 1879.		POTATOES, (Irish.) 1879.		POTATOES, (Sweet.) 1879.		TOBACCO. 1879.		ORCHARDS—1879.							NURSERIES.		VINEYARDS.			MARKET GARDENS.	BEES—1879.		FOREST PRODUCTS.	
								APPLE.			PEACH.			Total value of orchard products of all kinds sold or consumed.						Value of produce sold in 1879.			Amount of wood cut in 1879.	Value of all forest products sold or consumed in 1879.
Area.	Crop.	Area.	Crop.	Area.	Crop.	Area.	Crop.	Acres.	Bearing trees.	Bushels. 1879.	Acres.	Bearing trees.	Bushels. 1879.		Acres.	Value of produce sold in 1879.	Acres.	Grapes sold in 1879.	Wine made in 1879.		Honey.	Wax.		
Acres.	Lbs.	Acres.	Bush.	Acres.	Bush.	Acres.	Lbs.	No.	No.	No.	No.	No.	No.	Dollars.	No.	Dollars.	No.	Lbs.	Galls.	Dollars.	Lbs.	Lbs.	Cords.	Dollars.
76	77	78	79	80	81	82	83	84	85	86	87	88	89	90	91	92	93	94	95	96	97	98	99	100
1		1	50																				100	260
2		1	100																		150	10		30
3																								
4																								
5																								
6																								
7																								
8																								
9																								
10																								

C.

Page No. 3
Supervisor's Dist: No. 7
Enumeration Dist: No. 141

NOTE A.—The light dotted perpendicular lines, which divide the spaces intended for numbers on this Schedule, are intended to separate the units, tens, &c., from each other, and the Enumerator should be careful that the figures are written within the small spaces so formed, thus: | | 7 | 4 |, the units in the right-hand small spaces.

NOTE B.—Make an affirmative entry by a slanting line (thus /) in one of the three columns 2, 3, and 4, according as the fact is in the case of each farm—in column 2, if the occupier is the owner of the farm; in column 3, if he is the tenant at a fixed money rental; in column 4, if he conducts it for a share of the product.

NOTE C.—Enumerators will observe that there are 100 questions relating to each farm, which are arranged in four successive divisions of each schedule page.

SCHEDULE 2.—Productions of Agriculture in Crooked River P.O. in the County of Clay, State of Ohio

enumerated by me on the 2nd day of June, 1880.

J. W. Monroe, *Enumerator.*

OF THE PERSON WHO CONDUCTS THIS FARM.				ACRES OF LAND.				FARM VALUES.			FENCES.		LABOR.			GRASS LANDS.						
	TENURE.			IMPROVED.		UNIMPROVED.										ACREAGE 1879.		PRODUCTS HARVESTED IN 1879.				
THE NAME.	Owner.	Rents for fixed money rental.	Rents for shares of products.	Tilled, including fallow and grass in rotation, (whether pasture or meadow.)	Permanent meadows, permanent pastures, orchards, vineyards.	Woodland and forest.	Other unimproved, including "old fields" not growing wood.	Of farm, including land, fences, and buildings.	Of farming implements and machinery.	Of Live Stock.	Cost of building and repairing in 1879.	Cost of fertilizers purchased in 1879.	Amount paid for wages for farm labor during 1879, including value of board.	Weeks hired labor in 1879 upon farm (and dairy) excluding house-work.	Estimated value of all farm productions (sold, consumed, or on hand) for 1879.	Mown.	Not Mown.	Hay.	Clover Seed.	Grass Seed.	Horses of all ages on hand June 1, 1880.	Mules and Asses, all ages, on hand June 1, 1880.
				No.	No.	No.	No.	Dollars.	Dollars.	Dollars.	Dollars.	Dollars.	Dollars.	No.	Dollars.	Acres.	Acres.	Tons.	Bushels.	Bushels.	No.	No.
1	2	3	4	5	6	7	8	9	10	11	12	13	14	15	16	17	18	19	20	21	22	23
1 Welch John	/			30				900	20	600	30				400						2	2
2 Green John	/			20				300	5	50					150							
3 Harris John	/			20				200	5	250					200						5	
4 Gosney John	/			80				1000	100	2500	100		300	80	1000						3	4
5 Courtright Amazigh		/		16				200		50					200						1	
6 Dunlap John	/			50		1	17	700	100	650					625						6	
7 Holden Patrick	/			75			2	700	140	100			50	10	600						1	1
8 Thomas Henry	/			3				50	5	125					80						2	
9 Thomas Andrew		/		10			13	100		5					20							
10 Ragan Michael	/			17			3	150	50	125					150						1	1

NEAT CATTLE AND THEIR PRODUCTS.											SHEEP.										SWINE.	POULTRY ON HAND JUNE 1ST, 1880, EXCLUSIVE OF SPRING HATCHING.		EGGS PRODUCED IN 1879.
ON HAND JUNE 1, 1880.			MOVEMENT, 1879.								ON HAND JUNE 1, 1880.	MOVEMENT, 1879.							CLIP, SPRING 1880, SHORN AND TO BE SHORN.		ON HAND JUNE 1, 1880.			
				Cattle of all ages									Sheep and lambs											
Working oxen.	Milch cows.	Other.	Calves dropped.	Purchased.	Sold living.	Slaughtered.	Died, strayed, and stolen, and not recovered.	Milk sold, or sent to butter and cheese factories in 1879.	Butter made on the farm in 1879.	Cheese made on the farm in 1879.		Lambs dropped.	Purchased.	Sold living.	Slaughtered.	Killed by dogs.	Died of disease.	Died of stress of weather.	Fleeces.	Weight.		Farm-yard.	Other.	
No.	No.	No.	No.	No.	No.	No.	No.	Gallons.	Lbs.	Lbs.	No.	No.	No.	No.	No.	No.	No.	No.	No.	Lbs.	No.	No.	No.	Doz.
24	25	26	27	28	29	30	31	32	33	34	35	36	37	38	39	40	41	42	43	44	45	46	47	48
1	9	10	5	5	21				200												32	50		200
2	1	1	1						40												8	50		225
3	5	10	5						250												21	36		100
4	5	87	2		20				200												56	15		50
5																					1			
6	7	7	5		5				350		12	3				2			9	40	25	50		150
7	6	3	3		3				300												20	30		60
8	1								50												6	15		15
9																					3	1		
10		1																			6	50		50

CEREALS.												PULSE.		FIBER.						SUGAR.						BROOM CORN. 1879.	
BARLEY. 1879.		BUCKWHEAT. 1879.		INDIAN CORN. 1879.		OATS. 1879.		RYE. 1879.		WHEAT. 1879.		Canada Peas, (Dry.) in 1879.	Beans, (Dry.) in 1879.	FLAX—1879.				HEMP.		SORGHUM—1879.			MAPLE—1879.				
Area.	Crop.	Area.	Crop.	Area.	Crop.	Area.	Crop.	Area.	Crop.	Area.	Crop.			Area in Crop.	Seed.	Straw.	Fiber.			Area in Crop.	Sugar.	Molasses.	Sugar.	Molasses.		Acs.	Lbs.
Acres.	Bush.	Acres.	Bush.	Acres.	Bush.	Acres.	Bush.	Acres.	Bush.	Acres.	Bush.	Bush.	Bush.	Acres.	Bush.	Tons.	Lbs.	Acs.	Tns.	Acres.	Lbs.	Galls.	Lbs.	Galls.			
49	50	51	52	53	54	55	56	57	58	59	60	61	62	63	64	65	66	67	68	69	70	71	72	73		74	75
1				27	1350																						
2				13	500					2	40																
3				14	700					5	60																
4				60	4500					5	47									2		150					
5				16	900																						
6				27	1350	3	100			12	120																
7				25	1500					15	250																
8				3	200																						
9				3	25																						
10				22	1100					10	75																

HOPS. 1879.		POTATOES, (Irish.) 1879.		POTATOES, (Sweet.) 1879.		TOBACCO. 1879.		ORCHARDS—1879.						NURSERIES.		VINEYARDS.			MARKET GARDENS.	BEES—1879.		FOREST PRODUCTS.	
								APPLE.			PEACH.												
Area.	Crop.	Area.	Crop.	Area.	Crop.	Area.	Crop.	Acres.	Bearing trees.	Bushels. 1879.	Acres.	Bearing trees.	Bushels. 1879.	Total value of orchard products of all kinds sold or consumed.	Acres.	Value of produce sold in 1879.	Acres.	Grapes sold in 1879.	Wine made in 1879.	Value of produce sold in 1879.	Honey.	Wax.	Amount of wood cut in 1879.	Value of all forest products sold or consumed in 1879.
Acres.	Lbs.	Acres.	Bush.	Acres.	Bush.	Acres.	Lbs.	No.	No.	No.	No.	No.	No.	Dollars.	No.	Dollars.	No.	Lbs.	Galls.	Dollars.	Lbs.	Lbs.	Cords.	Dollars.
76	77	78	79	80	81	82	83	84	85	86	87	88	89	90	91	92	93	94	95	96	97	98	99	100
1		1	25					1													180			
2		2	150					2																
3																								
4																								100
5																								50
6								1	30															
7																								
8			15																					
9		1																						
10			25																					

18

D.

[7—306.]

Page No. 24
Supervisor's Dist: No. 7
Enumeration Dist: No. 141

NOTE A.—The light dotted perpendicular lines, which divide the spaces intended for numbers on this Schedule, are intended to separate the units, tens, &c., from each other, and the Enumerator should be careful that the figures are written within the small spaces so formed, thus: 7 4, the units in the right-hand small spaces. 4 2 1 3 9

NOTE B.—Make an affirmative entry by a slanting line (thus /) in one of the three columns 2, 3, and 4, according as the fact is in the case of each farm in column 2, if the occupier is the owner of the farm; in column 3, if he is the tenant at a fixed money rental; in column 4, if he conducts it for a share of the product.

NOTE C.—Enumerators will observe that there are 100 questions relating to each farm, which are arranged in four successive divisions of each schedule page.

SCHEDULE 2.—Productions of Agriculture in Crooked River T.P. in the County of Ray, State of Mo

enumerated by me on the 2nd day of June, 1880. J. V. Monroe, *Enumerator.*

OF THE PERSON WHO CONDUCTS THIS FARM.				ACRES OF LAND.				FARM VALUES.			FENCES.		LABOR.			GRASS LANDS.						
	TENURE.			IMPROVED.		UNIMPROVED.										ACREAGE 1879.		PRODUCTS HARVESTED IN 1879.				
THE NAME.	Owner.	Rents for fixed money rental.	Rents for shares of products.	Tilled, including fallow and grass in rotation, (whether pasture or meadow.)	Permanent meadows, permanent pastures, orchards, vineyards.	Woodland and forest.	Other unimproved, including "old fields" not growing wood.	Of farm, including land, fences, and buildings.	Of farming implements and machinery.	Of Live Stock.	Cost of building and repairing in 1879.	Cost of fertilizers purchased in 1879.	Amount paid for wages for farm labor during 1879, including value of board.	Weeks hired labor in 1879 upon farm and dairy, excluding house-work.	Estimated value of all farm productions (sold, consumed, or on hand) for 1879.	Mown.	Not Mown.	Hay.	Clover Seed.	Grass Seed.	Horses of all ages on hand June 1, 1880.	Mules and Asses, all ages, on hand June 1, 1880.
	No.	No.	No.	No.	No.	No.	No.	Dollars.	Dollars.	Dollars.	Dollars.	Dollars.	Dollars.	No.	Dollars.	Acres.	Acres.	Tons.	Bushels.	Bushels.	No.	No.
1	2	3	4	5	6	7	8	9	10	11	12	13	14	15	16	17	18	19	20	21	22	23
1 Gibson Francis M	/			40				2200	25	100			80	16	450						2	
2 Bell Ross			/	75		60		1800	75	175					100						1	/
3 Reves Johnual			/	10				100		40					100						2	
4 Foshay Allen	/			29				300	40	150					400						2	
5 Barkyell Samuel	/			19				200	50	110					250						2	
6 Smith George			/	40				300	100	175					350							3
7 June 3rd																						
8 Randall James B	/			45		57		800	150	500					500							8
9 Reynolds Daniels		/		30				200	20	200					200						3	
10 McBoom Boone	/			120	80			3000	50	450					800						2	

NEAT CATTLE AND THEIR PRODUCTS.											SHEEP.										SWINE.	POULTRY ON HAND JUNE 1ST, 1880, EXCLUSIVE OF SPRING HATCHING.		EGGS PRODUCED IN 1879.
ON HAND JUNE 1, 1880.			MOVEMENT, 1879.									MOVEMENT, 1879.							CLIP, SPRING 1880, SHORN AND TO BE SHORN.					
				Cattle of all ages									Sheep and lambs											
Working oxen.	Milch cows.	Other.	Calves dropped.	Purchased.	Sold living.	Slaughtered.	Died, strayed, and stolen, and not recovered.	Milk sold, or sent to but ter and cheese factories in 1879.	Butter made on the farm in 1879.	Cheese made on the farms in 1879.	On hand June 1, 1880.	Lambs dropped.	Purchased.	Sold living.	Slaughtered.	Killed by dogs.	Died of disease.	Died of stress of weather.	Fleeces.	Weight.	On hand June 1, 1880.	Barn-yard.	Other.	
No.	No.	No.	No.	No.	No.	No.	No.	Gallons.	Lbs.	Lbs.	No.	No.	No.	No.	No.	No.	No.	No.	No.	Lbs.	No.	No.	No.	Doz.
24	25	26	27	28	29	30	31	32	33	34	35	36	37	38	39	40	41	42	43	44	45	46	47	48
1	2	2	2						100												30	30		30
2	1								25												7	30		20
3																					8	12		15
4	1	1	1																		17	12		12
5	1	1							25												4	35		50
6	1																				9	10		10
7																								
8	4	18	3	5					150												15	13		15
9	2	1							50												10			
10	5	5	3		30				100												35	35		50

CEREALS.												PULSE.		FIBER.						SUGAR.						BROOM CORN.	
BARLEY. 1879.		BUCKWHEAT. 1879.		INDIAN CORN. 1879.		OATS. 1879.		RYE. 1879.		WHEAT. 1879.				FLAX—1879.				HEMP.		SORGHUM—1879.			MAPLE—1879.				
Area.	Crop.	Area.	Crop.	Area.	Crop.	Area.	Crop.	Area.	Crop.	Area.	Crop.	Canada Peas. (Dry.) in 1879.	Beans (Dry.) in 1879.	Area in Crop.	Seed.	Straw.	Fiber.			Area in Crop.	Sugar.	Molasses.	Sugar.	Molasses.		Area.	Crop.
Acres.	Bush.	Acres.	Bush.	Acres.	Bush.	Acres.	Bush.	Acres.	Bush.	Acres.	Bush.	Bush.	Bush.	Acres.	Bush.	Tons.	Lbs.	Acs.	Tns.	Acres.	Lbs.	Galls.	Lbs.	Galls.		Acs.	Lbs.
49	50	51	52	53	54	55	56	57	58	59	60	61	62	63	64	65	66	67	68	69	70	71	72	73		74	75
1				25	1250					17	170																
2				10	300					4	65																
3				20	1000																						
4				20	800																						
5				27	1400					10	100																
6				38	1300																						
7				27	1000																						
8				40	1500					20	300																
9																											
10																											

HOPS. 1879.		POTATOES, (Irish.) 1879.		POTATOES, (Sweet.) 1879.		TOBACCO. 1879.		ORCHARDS—1879.							NURSERIES.		VINEYARDS.			MARKET GARDENS.	BEES—1879.		FOREST PRODUCTS.	
								APPLE.			PEACH.			Total value of orchard products of all kinds sold or consumed.						Value of produce sold in 1879.					Amount of wood cut in 1879.	Value of all forest products sold or consumed in 1879.
Area.	Crop.	Area.	Crop.	Area.	Crop.	Area.	Crop.	Acres.	Bearing trees.	Bushels. 1879.	Acres.	Bearing trees.	Bushels. 1879.		Acres.	Value of produce sold in 1879.	Acres.	Grapes sold in 1879.	Wine made in 1879.		Honey.	Wax.		
Acres.	Lbs.	Acres.	Bush.	Acres.	Bush.	Acres.	Lbs.	No.	No.	No.	No.	No.	No.	Dollars.	No.	Dollars.	No.	Lbs.	Galls.	Dollars.	Lbs.	Lbs.	Cords.	Dollars.
76	77	78	79	80	81	82	83	84	85	86	87	88	89	90	91	92	93	94	95	96	97	98	99	100
																							10	18
		1	100																				10	15

A.

Page No. 5
Supervisor's Dist: No. 7
Enumeration Dist: No. 141

NOTE A.—The light dotted perpendicular lines, which divide the spaces intended for numbers on this Schedule, are intended to separate the units, tens, &c., from each other, and the Enumerator should be careful that the figures are written within the small spaces so formed, thus: 7|4, 4|2|1, 3|9, the units in the right-hand small spaces.

NOTE B.—Make an affirmative entry by a slanting line (thus /) in one of the three columns 2, 3, and 4, according as the fact is in the case of each farm—in column 2, if the occupier is the owner of the farm; in column 3, if he is the tenant at a fixed money rental; in column 4, if he conducts it for a share of the product.

NOTE C.—Enumerators will observe that there are 100 questions relating to each farm, which are arranged in four successive divisions of each schedule page.

SCHEDULE 2.—Productions of Agriculture in Crooked River Tp in the County of Ray, State of Mo

enumerated by me on the 3rd day of June, 1880. J. V. Monroe
Enumerator.

OF THE PERSON WHO CONDUCTS THIS FARM.				ACRES OF LAND.				FARM VALUES.			FENCES.		LABOR.			GRASS LANDS.						
	TENURE.			IMPROVED.		UNIMPROVED.										ACREAGE 1879.		PRODUCTS HARVESTED IN 1879.				
THE NAME.	Owner.	Rents for fixed money rental.	Rents for shares of Products.	Tilled, including fallow and grass in rotation. (whether pasture or meadow.)	Permanent meadows, permanent pastures, orchards, vineyards.	Woodland and forest.	Other unimproved, including "old fields" not growing wood.	Of farm, including land, fences, and buildings.	Of farming implements and machinery.	Of Live Stock.	Cost of building and repairing in 1879.	Cost of fertilizers purchased in 1879.	Amount paid for wages for farm labor during 1879, including value of board.	Weeks hired labor in 1879 upon farm (and dairy) excluding house-work	Estimated value of all farm productions (sold, consumed, or on hand) for 1879.	Mown.	Not Mown.	Hay.	Clover Seed.	Grass Seed.	Horses of all ages on hand June 1, 1880.	Mules and Asses, all ages, on hand June 1, 1880.
				No.	No.	No.	No.	Dollars.	Dollars.	Dollars.	Dollars.	Dollars.	Dollars.	No.	Dollars.	Acres.	Acres.	Tons.	Bushels.	Bushels.	No.	No.
1	2	3	4	5	6	7	8	9	10	11	12	13	14	15	16	17	18	19	20	21	22	23
1 Ridings Peter			/	28				280	20	150	25				150						2	
2 Trivillian Hiram				38		20		280	25	125					125						2	
3 Sullivan Peter	/			55		15		500	100	500	50		150	35	450							3
4 St Clair William H	/			50		20		1000	300	800	50		50	10	600						5	
5 Leishman Allen		/		15			20	250	50	100					200							2
6 Frazier George	/			152				1500	175	800	60				560						6	4
7 Brannan George		/		40		15		400	25	125					250						3	
8 Noblett Wilson		/		28		20		280	50	250					250						3	
9 Boggess Edw B	/			70		90		1300	20	300					300						4	
10 Adams Edward P	/			21		15		300	40	100											2	

NEAT CATTLE AND THEIR PRODUCTS.											SHEEP.										SWINE.	POULTRY ON HAND JUNE 1ST, 1880, EXCLUSIVE OF SPRING HATCHING.		EGGS PRODUCED IN 1879.
ON HAND JUNE 1, 1880.			MOVEMENT 1879.															CLIP, SPRING 1880, SHORN AND TO BE SHORN.						
				Cattle of all ages									Sheep and lambs											
Working oxen.	Milch cows.	Other.	Calves dropped.	Purchased.	Sold living.	Slaughtered.	Died, strayed, and stolen and not recovered.	Milk sold, or sent to ice or cheese factories in 1879.	Butter made on the farm in 1879.	Cheese made on the farm in 1879.	On hand June 1, 1880.	Lambs dropped.	Purchased.	Sold living.	Slaughtered.	Killed by dogs.	Died of disease.	Died of stress of weather.	Fleeces.	Weight.	On hand June 1, 1880.	Barn-yard.	Other.	
No.	No.	No.	No.	No.	No.	No.	No.	Gallons.	Lbs.	Lbs.	No.	No.	No.	No.	No.	No.	No.	No.	No.	Lbs.	No.	No.	No.	Doz.
24	25	26	27	28	29	30	31	32	33	34	35	36	37	38	39	40	41	42	43	44	45	46	47	48
1	1	1	1																		11			
2	3	4	2																		12	20		25
3	1	1	1	1	3				25												53	40		200
4	8	18	4		5		1		400												25	25		50
5	1								25												10	20		25
6	5	5	2		1		1		200		10	8				3			10	30	50	40		100
7	1	1	1																		10	12		15
8	2	6	2		1				100												20	40		50
9	4	4	2		2				150												50	15		28
10																					2	20		15

CEREALS.												PULSE.		FIBER.						SUGAR.						BROOM CORN. 1879.	
BARLEY. 1879.		BUCKWHEAT. 1879.		INDIAN CORN. 1879.		OATS. 1879.		RYE. 1879.		WHEAT 1879.				FLAX—1879.				HEMP.		SORGHUM—1879.			MAPLE—1879.				
Area.	Crop.	Area.	Crop.	Area.	Crop.	Area.	Crop.	Area.	Crop.	Area.	Crop.	Canada Peas, (Dry,) in 1879.	Beans, (Dry,) in 1879.	Area in Crop.	Seed.	Straw.	Fiber.			Area in Crop.	Sugar.	Molasses.	Sugar.	Molasses.			
Acres.	Bush.	Acres.	Bush.	Acres.	Bush.	Acres.	Bush.	Acres.	Bush.	Acres.	Bush.	Bush.	Bush.	Acres.	Bush.	Tons.	Lbs.	Acs.	Tns.	Acres	Lbs.	Galls.	Lbs.	Galls.	Acs.	Lbs.	
49	50	51	52	53	54	55	56	57	58	59	60	61	62	63	64	65	66	67	68	69	70	71	72	73	74	75	
1				27	500																						1
2				30	450																						2
3				27	1500					15	90																3
4				95	2000																						4
5				10	300																						5
6				30	1500	4	100			14	140																6
7				13	400	10	300			15	100																7
8				28	1100																						8
9				20	700					15	90																9
10																											10

HOPS. 1879.		POTATOES, (Irish.) 1879.		POTATOES, (Sweet.) 1879.		TOBACCO. 1879.		ORCHARDS—1879.						Total value of orchard products of all kinds sold or consumed.	NURSERIES.		VINEYARDS.			MARKET GARDENS.	BEES—1879.		FOREST PRODUCTS.	
								APPLE.			PEACH.													
Area.	Crop.	Area.	Crop.	Area.	Crop.	Area.	Crop.	Acres.	Bearing trees.	Bushels. 1879.	Acres.	Bearing trees.	Bushels. 1879.		Acres.	Value of produce sold in 1879.	Acres.	Grapes sold in 1879.	Wine made in 1879.	Value of produce sold in 1879.	Honey.	Wax.	Amount of wood cut in 1879.	Value of all forest products sold or consumed in 1879.
Acres.	Lbs.	Acres.	Bush.	Acres.	Bush.	Acres.	Lbs.	No.	No.	No.	No.	No.	No.	Dollars.	No.	Dollars.	No.	Lbs.	Galls.	Dollars.	Lbs.	Lbs.	Cords.	Dollars.
76	77	78	79	80	81	82	83	84	85	86	87	88	89	90	91	92	93	94	95	96	97	98	99	100
1																								
2																							30	90
3								1															54	110
4																								
5																								
6																								
7																								
8																								
9																								
10																								

B.

[7—306.]

Page No. 6
Supervisor's Dist: No. 7
Enumeration Dist: No. 141

NOTE A.—The light dotted perpendicular lines, which divide the spaces intended for numbers on this Schedule, are intended to separate the units, tens, &c., from each other, and the Enumerator should be careful that the figures are written within the small spaces so formed, thus: 7 4, the units in the right-hand small spaces. 4 2 1 3 9

NOTE B.—Make an affirmative entry by a slanting line (thus /) in one of the three columns 2, 3, and 4, according as the fact is in the case of each farm—in column 2, if the occupier is the owner of the farm; in column 3, if he is the tenant at a fixed money rental; in column 4, if he conducts it for a share of the product.

NOTE C.—Enumerators will observe that there are 100 questions relating to each farm, which are arranged in four successive divisions of each schedule page.

SCHEDULE 2.—Productions of Agriculture in Crooked River 2d in the County of Ray, State of Mo

enumerated by me on the 3rd day of June, 1880. J. V. Munroe, *Enumerator.*

OF THE PERSON WHO CONDUCTS THIS FARM.				ACRES OF LAND.				FARM VALUES.			FENCES.		LABOR.			GRASS LANDS.						
	TENURE.			IMPROVED.		UNIMPROVED.										ACREAGE 1879.		PRODUCTS HARVESTED IN 1879.				
THE NAME.	Owner.	Rents for fixed money rental.	Rents for shares of products.	Tilled, including fallow and grass in rotation, (whether pasture or meadow.)	Permanent meadows, permanent pastures, orchards, vineyards.	Woodland and forest.	Other unimproved, including "old fields" not growing wood.	Of farm, including land, fences, and buildings.	Of farming implements and machinery.	Of Live Stock.	Cost of building and repairing in 1879.	Cost of fertilizers purchased in 1879.	Amount paid for wages for farm labor during 1879, including value of board.	Weeks hired labor in 1879 upon farm (and dairy) excluding house-work.	Estimated value of all farm productions (sold, consumed, or on hand) for 1879.	Mown.	Not Mown.	Hay.	Clover Seed.	Grass Seed.	Horses of all ages on hand June 1, 1880.	Mules and Asses, all ages, on hand June 1, 1880.
				No.	No.	No.	No.	Dollars.	Dollars.	Dollars.	Dollars.	Dollars.	Dollars.	No.	Dollars.	Acres.	Acres.	Tons.	Bushels.	Bushels.	No.	No.
1	2	3	4	5	6	7	8	9	10	11	12	13	14	15	16	17	18	19	20	21	22	23
1 Bozman Isaac M		/		20		20		400	30	200					150						1	1
2 Boyce Henry le	/			40		20		600	30	500					300						3	/
3 Hendersen Hopes				50		40		1000	50	350					500						4	/
4 Burress Thompson			/	22		23		400		230	10				160						2	
5				June 4th																		
6 Kus alice		/		20		20		400		175					275						2	
7 Bushen Robert			/	20		20		800	20	40					50						1	
8 Phillips William		/		20				300	20	300					200						4	2
9 Messick David		/		30		10		350	50	50					200						2	
10 Mallony William		/		40		21		800	100	600					300						4	

NEAT CATTLE AND THEIR PRODUCTS.

ON HAND JUNE 1, 1880.			MOVEMENT, 1879.							
			Cattle of all ages							
Working oxen.	Milch cows.	Other.	Calves dropped.	Purchased.	Sold living.	Slaughtered.	Died, strayed, and stolen, and not recovered.	Milk sold, or sent to butter and cheese factories in 1879.	Butter made on the farm in 1879.	Cheese made on the farm in 1879.
No.	No.	No.	No.	No.	No.	No.	No.	Gallons.	Lbs.	Lbs.
24	25	26	27	28	29	30	31	32	33	34
1	2	2	2	/	2					
2	6	4	2		4				350	
3	4	4	2		6				150	
4	4	4	2		3				100	
5										
6		3								
7	1	1							50	
8	2	3	1							
9	3	2	2							
10	8	12	5						300	

SHEEP.

On hand June 1, 1880.	MOVEMENT, 1879.								CLIP, SPRING 1880, SHORN AND TO BE SHORN.		SWINE.	POULTRY ON HAND JUNE 1st, 1880, EXCLUSIVE OF SPRING HATCHING.		EGGS PRODUCED IN 1879.
	Lambs dropped.	Sheep and lambs												
		Purchased.	Sold living.	Slaughtered.	Killed by dogs.	Died of disease.	Died of stress of weather.		Fleeces.	Weight.	On hand June 1, 1880.	Barn-yard.	Other.	
No.	No.	No.	No.	No.	No.	No.	No.		No.	Lbs.	No.	No.	No.	Doz.
35	36	37	38	39	40	41	42		43	44	45	46	47	48
								1			17	35		50
								2			48	25		100
								3			30	35		100
								4			9	25		50
								5						
								6			27	15		15
								7			1	25		50
								8			40			
								9			20	30		60
26	17				1			10	26	65	32	35		50

CEREALS.

BARLEY. 1879.		BUCKWHEAT. 1879.		INDIAN CORN. 1879.		OATS. 1879.		RYE. 1879.		WHEAT. 1879.		PULSE.		FIBER.						SUGAR.					BROOM CORN. 1879.	
														FLAX—1879.				HEMP.		SORGHUM—1879.			MAPLE—1879.			
Area.	Crop.	Area.	Crop.	Area.	Crop.	Area.	Crop.	Area.	Crop.	Area.	Crop.	Canada Peas, (Dry,) in 1879.	Beans, (Dry,) in 1879.	Area in Crop.	Seed.	Straw.	Fiber.			Area in Crop.	Sugar.	Molasses.	Sugar.	Molasses.		
Acres.	Bush.	Acres.	Bush.	Acres.	Bush.	Acres.	Bush.	Acres.	Bush.	Acres.	Bush.	Bush.	Bush.	Acres.	Bush.	Tons.	Lbs.	Acs.	Tns.	Acres.	Lbs.	Galls.	Lbs.	Galls.	Acs.	Lbs.
49	50	51	52	53	54	55	56	57	58	59	60	61	62	63	64	65	66	67	68	69	70	71	72	73	74	75
1				20	900																					
2				17	900					20	70															
3				38	1900	3	70			25	100															
4				18	900																					
5																										
6				19	1000																					
7				5	250																					
8				20	800																					
9				20	800																					
10				18	725													1				100				

HOPS. 1879.		POTATOES. (Irish.) 1879.		POTATOES. (Sweet.) 1879.		TOBACCO. 1879.		ORCHARDS—1879.						NURSERIES.		VINEYARDS.			MARKET GARDENS.	BEES—1879.		FOREST PRODUCTS.	
								APPLE.			PEACH.												
Area.	Crop.	Area.	Crop.	Area.	Crop.	Area.	Crop.	Acres.	Bearing trees.	Bushels. 1879.	Acres.	Bearing trees.	Bushels. 1879.	Total value of orchard products of all kinds sold or consumed.	Acres.	Value of produce sold in 1879.	Acres.	Grapes sold in 1879.	Wine made in 1879.	Value of produce sold in 1879.	Honey.	Wax.	Amount of wood cut in 1879.	Value of all forest products sold or consumed in 1879.
Acres.	Lbs.	Acres.	Bush.	Acres.	Bush.	Acres.	Lbs.	No.	No.	No.	No.	No.	No.	Dollars.	No.	Dollars.	No.	Lbs.	Galls.	Dollars.	Lbs.	Lbs.	Cords.	Dollars.
76	77	78	79	80	81	82	83	84	85	86	87	88	89	90	91	92	93	94	95	96	97	98	99	100
1																								
2								1	20															
3								/																50
4																					40	10		
5																								
6																								25
7																								
8																								
9																								
10			2	30																			10	100

C.

Page No. 7
Supervisor's Dist: No. 7
Enumeration Dist: No. 141

NOTE A.—The light dotted perpendicular lines, which divide the spaces intended for numbers on this Schedule, are intended to separate the units, tens, &c., from each other, and the Enumerator should be careful that the figures are written within the small spaces so formed, thus: 74, the units in the right-hand small spaces. 421 39

NOTE B.—Make an affirmative entry by a slanting line (thus /) in one of the three columns 2, 3, and 4, according as the fact is in the case of each farm—in column 2, if the occupier is the owner of the farm; in column 3, if he is the tenant at a fixed money rental; in column 4, if he conducts it for a share of the product.

NOTE C.—Enumerators will observe that there are 100 questions relating to each farm, which are arranged in four successive divisions of each schedule page.

SCHEDULE 2.—Productions of Agriculture in Crooked River TP in the County of Ray, State of Mo

enumerated by me on the 4th day of June, 1880. J. V. Monroe, *Enumerator.*

OF THE PERSON WHO CONDUCTS THIS FARM.				ACRES OF LAND.				FARM VALUES.			FENCES.		LABOR.			GRASS LANDS.						
	TENURE.			IMPROVED.		UNIMPROVED.										ACREAGE 1879.		PRODUCTS HARVESTED IN 1879.				
THE NAME.	Owner.	Rents for fixed money rental.	Rents for shares of products.	Tilled, including fallow and grass in rotation, (whether pasture or meadow.)	Permanent meadows, permanent pastures, orchards, vineyards.	Woodland and forest.	Other unimproved, including "old fields" not growing wood.	Of farm, including land, fences, and buildings.	Of farming implements and machinery.	Of Live Stock.	Cost of building and repairing in 1879.	Cost of fertilizers purchased in 1879.	Amount paid for wages for farm labor during 1879, including value of board.	Weeks hired labor in 1879 upon farm (and dairy) excluding house-work.	Estimated value of all farm productions (sold, consumed, or on hand) for 1879.	Mown.	Not Mown	Hay.	Clover Seed.	Grass Seed.	Horses of all ages on hand June 1, 1880.	Mules and Asses, all ages, on hand June 1, 1880.
				No.	No.	No.	No.	Dollars.	Dollars.	Dollars.	Dollars.	Dollars.	Dollars.	No.	Dollars.	Acres.	Acres.	Tons.	Bushels.	Bushels.	No.	No.
1	2	3	4	5	6	7	8	9	10	11	12	13	14	15	16	17	18	19	20	21	22	23
1 Meadows William				100		60		1500	25	200					400						2	
2 Easterberry Jos &	/			40				600	25	600					400						3	/
3 Johnson Richard			/	90		30	20	1500	200	350					700						6	
4 Frushour James W			/	20				200		250	50				275						1	
5 Dana & O'Brien				20		220		1400	50	200	20				300						3	
6 McGraw William	/			40		40		1400	50	900					500						4	9
7 June 6th																						
8 Wenfield Carson	/			46		10		500	50	500					600						4	
9 Hale John W	/			50		40		700	40	300					350						4	
10 Wells Daniel	/			25		10		600	75	250	25				250						2	

NEAT CATTLE AND THEIR PRODUCTS.												SHEEP.										SWINE.	POULTRY ON HAND JUNE 1ST, 1880, EXCLUSIVE OF SPRING HATCHING.		EGGS PRODUCED IN 1879.
ON HAND JUNE 1, 1880.			MOVEMENT, 1879.									ON HAND JUNE 1, 1880.	MOVEMENT, 1879.							CLIP, SPRING 1880, SHORN AND TO BE SHORN.		ON HAND JUNE 1, 1880.			
			Cattle of all ages										Lambs dropped.	Sheep and lambs											
Working oxen.	Milch cows.	Other.	Calves dropped.	Purchased.	Sold living.	Slaughtered.	Died, strayed, and stolen, and not recovered.	Milk sold, or sent to butter and cheese factories in 1879.	Butter made on the farm in 1879.	Cheese made on the farm in 1879.				Purchased.	Sold living.	Slaughtered.	Killed by dogs.	Died of disease.	Died of stress of weather.	Fleeces.	Weight.		Barn-yard.	Other.	
No.	No.	No.	No.	No.	No.	No.	No.	Gallons.	Lbs.	Lbs.	No.	No.	No.	No.	No.	No.	No.	No.	No.	No.	Lbs.	No.	No.	No.	Doz.
24	25	26	27	28	29	30	31	32	33	34	35	36	37	38	39	40	41	42	43	44	45	46	47	48	
	2	4	2						150												30	40		75	1
	9	15	4		3		3		400												40	30		100	2
	3	2	2						100			7	7						7	20	40	30		60	3
	2	4	3	2					75												5	25		35	4
6	2	5	5	3					50												12	20		30	5
	5	5	5						600												25	40		160	6
																									7
	10	14	5						225												17	30		60	8
	6	15	5	5			2		250			30	20				10	6	30	100	25	30		50	9
	2	1			2				250												18	40		40	10

CEREALS.												PULSE.		FIBER.						SUGAR.					BROOM CORN.	
BARLEY. 1879.		BUCKWHEAT. 1879.		INDIAN CORN. 1879.		OATS. 1879.		RYE. 1879.		WHEAT. 1879.		Canada Peas, (1879) in 1879.	Beans, (Dry.) in 1879.	FLAX—1879.			HEMP.			SORGHUM—1879.			MAPLE—1879.		1879.	
Area.	Crop.	Area.	Crop.	Area.	Crop.	Area.	Crop.	Area.	Crop.	Area.	Crop.			Area in Crop.	Seed.	Straw.	Fiber.			Area in Crop.	Sugar.	Molasses.	Sugar.	Molasses.		
Acres.	Bush.	Acres.	Bush.	Acres.	Bush.	Acres.	Bush.	Acres.	Bush.	Acres.	Bush.	Bush.	Bush.	Acres.	Bush.	Tons.	Lbs.	Acs.	Tns.	Acres.	Lbs.	Galls.	Lbs.	Galls.	Acs.	Lbs.
49	50	51	52	53	54	55	56	57	58	59	60	61	62	63	64	65	66	67	68	69	70	71	72	73	74	75
				30	1000	3	100			13	100															
				27	1100					10	140															
				50	2500	6	100			10	90															
				30	1350																					
				50	2000															2		100				
				15	300																					
				40	2500					10	100															
				22	1200	3	100			2	30															

HOPS. 1879.		POTATOES. (Irish.) 1879.		POTATOES. (Sweet.) 1879.		TOBACCO. 1879.		ORCHARDS—1879.							NURSERIES.		VINEYARDS.			MARKET GARDENS.	BEES—1879.		FOREST PRODUCTS.	
								APPLE.			PEACH.			Total value of orchard products of all kinds sold or consumed.						Value of produce sold in 1879.			Amount of wood cut in 1879.	Value of all forest products sold or consumed in 1879.
Area.	Crop.	Area.	Crop.	Area.	Crop.	Area.	Crop.	Acres.	Bearing trees.	Bushels. 1879.	Acres.	Bearing trees.	Bushels. 1879.		Acres.	Value of produce sold in 1879.	Acres.	Grapes sold in 1879.	Wine made in 1879.		Honey.	Wax.		
Acres.	Lbs.	Acres.	Bush.	Acres.	Bush.	Acres.	Lbs.	No.	No.	No.	No.	No.	No.	Dollars.	No.	Dollars.	No.	Lbs.	Galls.	Dollars.	Lbs.	Lbs.	Cords.	Dollars.
76	77	78	79	80	81	82	83	84	85	86	87	88	89	90	91	92	93	94	95	96	97	98	99	100
		1	50																					
																							16	30
		1	40																				40	75

D.

[7–306.]

Page No. 8
Supervisor's Dist: No. 7
Enumeration Dist: No. 141

NOTE A.—The light dotted perpendicular lines, which divide the spaces intended for numbers on this Schedule, are intended to separate the units, tens, &c., from each other, and the Enumerator should be careful that the figures are written within the small spaces so formed, thus: 7|4, the units in the right-hand small spaces. 4|2|1 3|9

NOTE B.—Make an affirmative entry by a slanting line (thus /) in one of the three columns 2, 3, and 4, according as the fact is in the case of each farm—in column 2, if the occupier is the owner of the farm; in column 3, if he is the tenant at a fixed money rental; in column 4, if he conducts it for a share of the product.

NOTE C.—Enumerators will observe that there are 100 questions relating to each farm, which are arranged in four successive divisions of each schedule page.

SCHEDULE 2.—Productions of Agriculture in Crooked Run T.P. in the County of Ray, State of Mo

enumerated by me on the 5th day of June, 1880. J. V. Munroe

Enumerator.

OF THE PERSON WHO CONDUCTS THIS FARM.				ACRES OF LAND.				FARM VALUES.			FENCES.		LABOR.			GRASS LANDS.						
	TENURE.			IMPROVED.		UNIMPROVED.										ACREAGE 1879.		PRODUCTS HARVESTED IN 1879.				
THE NAME.	Owner.	Rents for fixed money rental.	Rents for shares of products.	Tilled, including fallow and grass in rotation, (whether pasture or meadow.)	Permanent meadows, permanent pastures, orchards, vineyards.	Woodland and forest.	Other unimproved, including "old fields" not growing wood.	Of farm, including land, fences, and buildings.	Of farming implements and machinery.	Of Live Stock.	Cost of building and repairing in 1879.	Cost of fertilizers purchased in 1879.	Amount paid for wages for farm labor during 1879, including value of board.	Weeks hired labor in 1879 upon farm and dairy (and dairy) excluding house-work.	Estimated value of all farm productions (sold, consumed, or on hand) for 1879.	Mown.	Not Mown.	Hay.	Clover Seed.	Grass Seed.	Horses of all ages on hand June 1, 1880.	Mules and Asses, all ages, on hand June 1, 1880.
				No.	No.	No.	No.	Dollars.	Dollars.	Dollars.	Dollars.	Dollars.	Dollars.	No.	Dollars.	Acres.	Acres.	Tons.	Bushels.	Bushels.	No.	No.
1	2	3	4	5	6	7	8	9	10	11	12	13	14	15	16	17	18	19	20	21	22	23
1 Ware Joseph			/	20				400							240							
2 Holloway John			/	40		73	100	2000	50	1300					700						5	
3 Lewis Samuel			/	50		20		700	25	260					400						2	2
4 Morris James			/	45				450	80	150					400						1	1
June 7th																						
6 Holeman Lucy &	/			160		246	240	6000	50	600			90	8	1200	8	8	8			11	4
7 Knight Lucian B	/			200		40		2400	100	1150			250	52	1000						6	3
8 Regick James M	/			120	40	120		2500	60	800			280	50	800	10		4			2	3
9 Kennett Robert	/			70	90			1200	60	780					600						2	1
10 Frazier John	/			75	25	26		1500	20	450					600	6		6			4	

NEAT CATTLE AND THEIR PRODUCTS.											SHEEP.										SWINE.	POULTRY ON HAND JUNE 1st, 1880, EXCLUSIVE OF SPRING HATCHING.		EGGS PRODUCED IN 1879.
ON HAND JUNE 1, 1880.			MOVEMENT, 1879.								ON HAND JUNE 1, 1880.	MOVEMENT, 1879.							CLIP, SPRING 1880, SHORN AND TO BE SHORN.		ON HAND JUNE 1, 1880.			
			Cattle of all ages					Milk sold, or sent to but ter and cheese factories in 1879.	Butter made on the farm in 1879.	Cheese made on the farm in 1879.		Sheep and lambs										Barn-yard.	Other.	
Working oxen.	Milch cows.	Other.	Calves dropped.	Purchased.	Sold living.	Slaughtered.	Died, strayed, and stolen, and not recovered.					Lambs dropped.	Purchased.	Sold living.	Slaughtered.	Killed by dogs.	Died of disease.	Died of stress of weather.	Fleeces.	Weight.				
No.	No.	No.	No.	No.	No.	No.	No.	Gallons.	Lbs.	Lbs.	No.	No.	No.	No.	No.	No.	No.	No.	No.	Lbs.	No.	No.	No.	Doz.
24	25	26	27	28	29	30	31	32	33	34	35	36	37	38	39	40	41	42	43	44	45	46	47	48
1																					1	12		20
2	3	52	3						50		10	7					8		10	30	30	26		25
3	2	2																			10	25		30
4	1	1					1		100												18	25		75
5	5	8	4		2		1																	
6									100		36	20					6		36	200	40	50		250
7	11	18	3	37	37				350												40	100		100
8	7	13	5	50	54		2		400												40	40		150
9	6	12	5	50	54				100												20	20		40
10	4	2							120												16	30		45

CEREALS.										PULSE.		FIBER.						SUGAR.					BROOM CORN.	
BARLEY. 1879.		BUCKWHEAT. 1879.		INDIAN CORN. 1879.		OATS. 1879.		RYE. 1879.		WHEAT. 1879.		Canada Peas, (Dry.) in 1879.	Beans, (Dry.) in 1879.	FLAX—1879.				HEMP.		SORGHUM—1879.			MAPLE—1879.			
Area.	Crop.	Area.	Crop.	Area.	Crop.	Area.	Crop.	Area.	Crop.	Area.	Crop.			Area in Crop.	Seed.	Straw.	Fiber.			Area in Crop.	Sugar.	Molasses.	Sugar.	Molasses.		
Acres.	Bush.	Acres.	Bush.	Acres.	Bush.	Acres.	Bush.	Acres.	Bush.	Acres.	Bush.	Bush.	Bush.	Acres.	Bush.	Tons.	Lbs.	Acs.	Tns.	Acres.	Lbs.	Galls.	Lbs.	Galls.	Acs.	Lbs.
49	50	51	52	53	54	55	56	57	58	59	60	61	62	63	64	65	66	67	68	69	70	71	72	73	74	75
1				20	800																					
2				40	2000																					
3				30	1200	15	200																			
4				35	1750	4	100																			
5																										
6				100	5000	10	250													1/2		40				
7				100	3500					45	250															
8				40	2000	20	400																			
9				40	2000					50	550															
10				22	1100					20	240															

HOPS. 1879.		POTATOES, (Irish.) 1879.		POTATOES, (Sweet.) 1879.		TOBACCO. 1879.		ORCHARDS—1879.							NURSERIES.		VINEYARDS.			MARKET GARDENS.	BEES—1879.		FOREST PRODUCTS.	
								APPLES.			PEACH.			Total value of orchard products of all kinds sold or consumed.						Value of produce sold in 1879.					
Area.	Crop.	Area.	Crop.	Area.	Crop.	Area.	Crop.	Acres.	Bearing trees.	Bushels. 1879.	Acres.	Bearing trees.	Bushels. 1879.		Acres.	Value of produce sold in 1879.	Acres.	Grapes sold in 1879.	Wine made in 1879.		Honey.	Wax.	Amount of wood cut in 1879.	Value of all forest products sold or consumed in 1879.
Acres.	Lbs.	Acres.	Bush.	Acres.	Bush.	Acres.	Lbs.	No.	No.	No.	No.	No.	No.	Dollars.	No.	Dollars.	No.	Lbs.	Galls.	Dollars.	Lbs.	Lbs.	Cords.	Dollars.
76	77	78	79	80	81	82	83	84	85	86	87	88	89	90	91	92	93	94	95	96	97	98	99	100
1																							34	80
2								1	100	30														
3																								
4																								
5																								
6		1/2	40					2	40	20														60
7								4																
8		1/2	40																					
9								2																
10																								

[7–306.]

Received July 30 1880. A.

Page No. 9
Supervisor's Dist: No. 7
Enumeration Dist: No. 141

NOTE A.—The light dotted perpendicular lines, which divide the spaces intended for numbers on this Schedule, are intended to separate the units, tens, &c., from each other, and the Enumerator should be careful that the figures are written within the small spaces so formed, thus: 7|4, the units in the right-hand small spaces. 4|2|1 3|9

NOTE B.—Make an affirmative entry by a slanting line (thus /) in one of the three columns 2, 3, and 4, according as the fact is in the case of each farm—in column 2, if the occupier is the owner of the farm; in column 3, if he is the tenant at a fixed money rental; in column 4, if he conducts it for a share of the product.

NOTE C.—Enumerators will observe that there are 100 questions relating to each farm, which are arranged in four successive divisions of each schedule page.

SCHEDULE 2.—Productions of Agriculture in Crooked River A.P. in the County of Ray, State of Mo

enumerated by me on the 7th day of June, 1880.

J. V. Munroe
Enumerator.

OF THE PERSON WHO CONDUCTS THIS FARM.				ACRES OF LAND.				FARM VALUES.			FENCES.		LABOR.			GRASS LANDS.						
	TENURE.			IMPROVED.		UNIMPROVED.										ACREAGE 1879.		PRODUCTS HARVESTED IN 1879.				
THE NAME.	Owner.	Rents for fixed money rental.	Rents for shares of products.	Tilled, including fallow and grass in rotation, (whether pasture or meadow.)	Permanent meadows, permanent pastures, orchards, vineyards.	Woodland and forest.	Other unimproved, including "old fields" not growing wood.	Of farm, including land, fences, and buildings.	Of farming implements and machinery.	Of Live Stock.	Cost of building and repairing in 1879.	Cost of fertilizers purchased in 1879.	Amount paid for farm labor during 1879, including value of board.	Weeks hired labor in 1879 upon farm, (and dairy) exclusive of house-work.	Estimated value of all farm productions (sold, consumed, or on hand) for 1879.	Mown.	Not Mown.	Hay.	Clover Seed.	Grass Seed.	Horses of all ages on hand June 1, 1880.	Mules and Asses, all ages, on hand June 1, 1880.
	No.	No.	No.	No.	No.	No.	No.	Dollars.	Dollars.	Dollars.	Dollars.	Dollars.	Dollars.	No.	Dollars.	Acres.	Acres.	Tons.	Bushels.	Bushels.	No.	No.
1	2	3	4	5	6	7	8	9	10	11	12	13	14	15	16	17	18	19	20	21	22	23
1 Frazier William J	1			80	30	60		2500	40	650					500	12	3	9			4	2
2 Bozarth Benjamin	1			200	70	60		1700	100	925	105		175	35	1200	15	10	10				4
3 Reese Thomas H	1			25		15		400	60	225					250						2	2
4 Bozarth John J			1	30	10			300	40	200					225						2	
5 Reese John	1			60	20	40		1200	60	550					350						4	3
6 White William B	1			100		20		1200	20	150					500						2	
7 Whitener John R		1		30		10		600	60	700			75	14	300						3	3
8 Boughton Henry W	1			83	25	40		1200	100	600	20		20	3	800	25		25			3	1
9 Morton John		1		50	20	1		1000	25	325					400						2	2
10 Hunt John W	1			35	15		10	700	30	325			40	8	400	14	2	12	6		3	

NEAT CATTLE AND THEIR PRODUCTS.											SHEEP.									SWINE.	POULTRY ON HAND JUNE 1ST, 1880, EXCLUSIVE OF SPRING HATCHING.		EGGS PRODUCED IN 1879.
ON HAND JUNE 1, 1880.			MOVEMENT, 1879.									MOVEMENT, 1879.							CLIP, SPRING 1880, SHORN AND TO BE SHORN.					
				Cattle of all ages									Sheep and lambs										
Working oxen.	Milch cows	Other.	Calves dropped.	Purchased.	Sold living.	Slaughtered	Died, strayed, and stolen, and not recovered.	Milk sold, or sent to butter and cheese factories in 1879.	Butter made on the farm in 1879.	Cheese made on the farm in 1879.	On hand June 1, 1880.	Lambs dropped.	Purchased.	Sold living.	Slaughtered.	Killed by dogs.	Died of disease.	Died of stress of weather.	Fleeces.	Weight.	On hand June 1, 1880.	Barn-yard.	Other.	
No.	No.	No.	No.	No.	No.	No.	No.	Gallons	Lbs.	Lbs.	No.	No.	No.	No.	No.	No.	No.	No.	No.	Lbs.	No.	No.	No.	Doz.
24	25	26	27	28	29	30	31	32	33	34	35	36	37	38	39	40	41	42	43	44	45	46	47	48
	6	10	5						100												45	25		75
	9	33	3		6	1			125		36	5		73	13		3		36	180	50	15		15
	3	4	4						50		11	3							11	25	11	30		45
	4	3	3																		7			
	2	2	2						100		15	13	15				1		15	75	25	35		140
	1	1	1																		18			
	4	16	3	4		5			175												10	35		60
	3	5		1	5				160												50	25		50
	3	2	2						70												3	30		40
	4	5	2						150												24	30		300

CEREALS.										PULSE.		FIBER.						SUGAR.						BROOM CORN.	
BARLEY. 1879.		BUCKWHEAT. 1879.		INDIAN CORN. 1879.		OATS. 1879.		RYE. 1879.		WHEAT 1879.			FLAX—1879.			HEMP.		SORGHUM—1879.			MAPLE—1879.			1879.	
Area.	Crop.	Area.	Crop.	Area.	Crop.	Area.	Crop.	Area.	Crop.	Area.	Crop.	Canada Peas (Dry.) in 1879.	Beans (Dry.) in 1879.	Area in Crop.	Seed.	Straw.	Fiber.	Area in Crop.	Sugar.	Molasses.	Sugar.	Molasses.	Area.	Crop.
Acres.	Bush.	Acres.	Bush.	Acres.	Bush.	Acres.	Bush.	Acres.	Bush.	Acres.	Bush.	Bush.	Bush.	Acres.	Bush.	Tons.	Lbs.	Acres.	Lbs.	Galls.	Lbs.	Galls.	Acs.	Lbs.
49	50	51	52	53	54	55	56	57	58	59	60	61	62	63	64	65	66	67	68	69	70	71	72	73	74	75
				60	2000													3/4		60						
				65	2500	15	645			45	525							1/4		45						
				20	650	6	120			3	35															
				10	350																					
				30	1250	6	200			4	45							1		100						
				80	3000																					
				30	1200																					
				50	1250					12	100							7		700						
				40	1600					10	110															
				20	1000	5	80			10	40							1/2		75						

HOPS. 1879.		POTATOES, (Irish.) 1879.		POTATOES, (Sweet.) 1879.		TOBACCO. 1879.		ORCHARDS—1879.						NURSERIES.		VINEYARDS.			MARKET GARDENS.	BEES—1879.		FOREST PRODUCTS.	
								APPLE.			PEACH.												
Area.	Crop.	Area.	Crop.	Area.	Crop.	Area.	Crop.	Acres.	Bearing trees.	Bushels. 1879.	Acres.	Bearing trees.	Bushels. 1879.	Total value of orchard products of all kinds sold or consumed.	Acres.	Value of produce sold in 1879.	Acres.	Grapes sold in 1879.	Wine made in 1879.	Value of produce sold in 1879.	Honey.	Wax.	Amount of wood cut in 1879.	Value of all forest products sold or consumed in 1879.
Acres.	Lbs.	Acres.	Bush.	Acres.	Bush.	Acres.	Lbs.	No.	No.	No.	No.	No.	No.	Dollars.	No.	Dollars.	No.	Lbs.	Galls.	Dollars.	Lbs.	Lbs.	Cords.	Dollars.
76	77	78	79	80	81	82	83	84	85	86	87	88	89	90	91	92	93	94	95	96	97	98	99	100
		1/2	35					2	100												50			15
		1/2	20					1	35												15			
								2	100															
																							15	25
								1	25															
		1/8	20					1													100			

B.

[7–306.]

Page No. 10
Supervisor's Dist: No. 7
Enumeration Dist: No. 141

NOTE A.—The light dotted perpendicular lines, which divide the spaces intended for numbers on this Schedule, are intended to separate the units, tens, &c., from each other, and the Enumerator should be careful that the figures are written within the small spaces so formed, thus: 7|4, the units in the right-hand small spaces. 4|2|1 3|9

NOTE B.—Make an affirmative entry by a slanting line (thus /) in one of the three columns 2, 3, and 4, according as the fact is in the case of each farm—in column 2, if the occupier is the owner of the farm; in column 3, if he is the tenant at a fixed money rental; in column 4, if he conducts it for a share of the product.

NOTE C.—Enumerators will observe that there are 100 questions relating to each farm, which are arranged in four successive divisions of each schedule page.

SCHEDULE 2.—Productions of Agriculture in Crooked River [illegible] the County of Rey, State of Ore

enumerated by me on the 1st day of June, 1880. J. V. Menzor, *Enumerator.*

OF THE PERSON WHO CONDUCTS THIS FARM.				ACRES OF LAND.				FARM VALUES.			FENCES.		LABOR.			GRASS LANDS.						
	TENURE.			IMPROVED.		UNIMPROVED.										ACREAGE 1879.		PRODUCTS HARVESTED IN 1879.				
THE NAME.	Owner.	Rents for fixed money rental.	Rents for shares of products.	Tilled, including fallow and grass in rotation, (whether pasture or meadow.)	Permanent meadows, permanent pastures, orchards, vineyards.	Woodland and forest.	Other unimproved, including "old fields" not growing wood.	Of farm, including land, fences, and buildings.	Of farming implements and machinery.	Of Live Stock.	Cost of building and repairing in 1879.	Cost of fertilizers purchased in 1879.	Amount paid for wages for farm labor during 1879, including value of board.	Weeks hired labor in 1879 upon farm (and dairy) excluding house-work.	Estimated value of all farm productions (sold, consumed, or on hand) for 1879.	Mown.	Not Mown.	Hay.	Clover Seed.	Grass Seed.	Horses of all ages on hand June 1, 1880.	Mules and Asses, all ages, on hand June 1, 1880.
				No.	No.	No.	No.	Dollars.	Dollars.	Dollars.	Dollars.	Dollars.	Dollars.	No.	Dollars.	Acres.	Acres.	Tons.	Bushels.	Bushels.	No.	No.
1	2	3	4	5	6	7	8	9	10	11	12	13	14	15	16	17	18	19	20	21	22	23
1 Rader Joseph	/			30	5			400	40	150					225						3	
2 Whitsitt Alfred	/			65	15	20		1000	20	150					300						3	
3 Whitsitt Isaac			/	20	20			600	75	300					175						2	
4 Brown W N	/			105	80	50		2350	200	700					500	20	10	20			5	1
5 Brown Thomas E	/			40				600	50	150					250						1	2
6 Boggess Thomas A		/		40				500	100	1180			45	8	350						2	16
7 Boggess Henry	/			160	40	10		2600	100	1100			50	10	800	20	20	15			2	13
8 Eyer Werner	/			80	40	100		2200	60	400	15		15	2	500		20				4	
9 Kays George W	/			120	240	35		5925	200	4380	50		200	52	1235	80	160	80			6	
10 Demmer Ephraim	/			25			15	350	10	75					230						2	1

NEAT CATTLE AND THEIR PRODUCTS.											SHEEP.										SWINE.	POULTRY ON HAND JUNE 1ST, 1880, EXCLUSIVE OF SPRING HATCHING.		
ON HAND JUNE 1, 1880.			MOVEMENT, 1879.									MOVEMENT, 1879.							CLIP, SPRING 1880, SHORN AND TO BE SHORN.					
				Cattle of all ages								Sheep and lambs												
Working oxen.	Milch cows.	Other.	Calves dropped.	Purchased.	Sold living.	Slaughtered.	Died, strayed, and stolen, and not recovered.	Milk sold, or sent to fac tor and cheese factories in 1879.	Butter made on the farm in 1879.	Cheese made on the farm in 1879.	On hand June 1, 1880.	Lambs dropped.	Purchased.	Sold living.	Slaughtered.	Killed by dogs.	Died of disease.	Died of stress of weather.	Fleeces.	Weight.	On hand June 1, 1880.	Barn-yard.	Other.	Eggs PRODUCED IN 1879.
No.	No.	No.	No.	No.	No.	No.	No.	Gallons.	Lbs.	Lbs.	No.	No.	No.	No.	No.	No.	No.	No.	No.	Lbs.	No.	No.	No.	Doz.
24	25	26	27	28	29	30	31	32	33	34	35	36	37	38	39	40	41	42	43	44	45	46	47	48
	1								50															
	1	1							75															
	2								225															
	8	15	6	2			1		350		25	14		7	2				28	125				
	4	4	4		1				250															
	3	2	1						125		16	9		5			2		16	80				
	6	11	4						100		20	10							20	100				
	2	1	1						300															
	3	90	2	1000	1000		3	1	375		39		600	540	9		8		39	195				
	1	2	2						50															

CEREALS.												PULSE.		FIBER.						SUGAR.						BROOM CORN. 1879.	
BARLEY. 1879.		BUCKWHEAT. 1879.		INDIAN CORN. 1879.		OATS. 1879.		RYE. 1879.		WHEAT. 1879.				FLAX—1879.				HEMP.		SORGHUM—1879.			MAPLE—1879.				
Area.	Crop.	Area.	Crop.	Area.	Crop.	Area.	Crop.	Area.	Crop.	Area.	Crop.	Canada Peas, (Dry.) in 1879.	Beans, (Dry.) in 1879.	Area in Crop.	Seed.	Straw.	Fiber.			Area in Crop.	Sugar.	Molasses.	Sugar.	Molasses.			
Acres.	Bush.	Acres.	Bush.	Acres.	Bush.	Acres.	Bush.	Acres.	Bush.	Acres.	Bush.	Bush.	Bush.	Acres.	Bush.	Tons.	Lbs.	Acs.	Tns.	Acres.	Lbs.	Galls.	Lbs.	Galls.	Acs.	Lbs.
49	50	51	52	53	54	55	56	57	58	59	60	61	62	63	64	65	66	67	68	69	70	71	72	73	74	75
				25	1000																					
				3	120	4	120			6	60									1		50				
				12	480			3	40																	
				35	1400	6	120			15	180									1/4		20				
				20	800																					
				35	1500																					
				60	2400	10	100			20	160															
				30	1200					15	225															
				70	3150					30	180															
				25	500																					

HOPS. 1879.		POTATOES, (Irish.) 1879.		POTATOES, (Sweet.) 1879.		TOBACCO. 1879.		ORCHARDS—1879.					NURSERIES.		VINEYARDS.			MARKET GARDENS.	BEES—1879.		FOREST PRODUCTS.	
								APPLE.			PEACH.											
Area.	Crop.	Area.	Crop.	Area.	Crop.	Area.	Crop.	Acres.	Bearing trees.	Bushels, 1879.	Acres.	Bearing trees.	Bushels, 1879.	Total value of orchard products of all kinds sold or consumed.	Acres.	Value of produce sold in 1879.	Acres.	Grapes sold in 1879.	Wine made in 1879.	Value of produce sold in 1879.	Honey.	Wax.	Amount of wood cut in 1879.	Value of all forest products sold or consumed in 1879.
Acres.	Lbs.	Acres.	Bush.	Acres.	Bush.	Acres.	Lbs.	No.	No.	No.	No.	No.	No.	Dollars.	No.	Dollars.	No.	Lbs.	Galls.	Dollars.	Lbs.	Lbs.	Cords.	Dollars.
76	77	78	79	80	81	82	83	84	85	86	87	88	89	90	91	92	93	94	95	96	97	98	99	100
		1/2	80																					
								2	50	20				10		10								
								2	100	30				15										
		1/2	50					1	75												20			
		1/8	15					1/2	40												15			
								5	75												75			80
								4	70	30				15										
								4	250	100				40										
		1/4	25					1/2	30												200			

Received July 30 1880

C.

Page No. 11
Supervisor's Dist: No. 7
Enumeration Dist: No. 141

NOTE A.—The light dotted perpendicular lines, which divide the spaces intended for numbers on this Schedule, are intended to separate the units, tens, &c., from each other, and the Enumerator should be careful that the figures are written within the small spaces so formed, thus: 7 4, the units in the right-hand small spaces. 4 2 1 3 9

NOTE B.—Make an affirmative entry by a slanting line (thus /) in one of the three columns 2, 3, and 4, according as the fact is in the case of each farm—in column 2, if the occupier is the owner of the farm; in column 3, if he is the tenant at a fixed money rental; in column 4, if he conducts it for a share of the product.

NOTE C.—Enumerators will observe that there are 100 questions relating to each farm, which are arranged in four successive divisions of each schedule page.

SCHEDULE 2.—Productions of Agriculture in Crooked River T.P. in the County of Ray, State of Mo

enumerated by me on the 8th day of June, 1880. J. V. Monroe, *Enumerator.*

OF THE PERSON WHO CONDUCTS THIS FARM.				ACRES OF LAND.				FARM VALUES.			FENCES.		LABOR.			GRASS LANDS.						
	TENURE.			IMPROVED.		UNIMPROVED.										ACREAGE 1879.		PRODUCTS HARVESTED IN 1879.				
THE NAME.	Owner.	Rents for fixed money rental.	Rents for shares of products.	Tilled, including fallow and grass in rotation, (whether pasture or meadow.)	Permanent meadows, permanent pastures, cranberry, vineyards.	Woodland and forest.	Other unimproved, including "old fields" not growing wood.	Of farm, including land, fences, and buildings.	Of farming implements and machinery.	Of Live Stock.	Cost of building and repairing in 1879.	Cost of fertilizers purchased in 1879.	Amount paid for wages for farm labor during 1879, including value of board.	Weeks hired labor in 1879 upon farm (and dairy; excluding house-work.	Estimated value of all farm productions (sold, consumed, or on hand) for 1879.	Mown.	Not Mown.	Hay.	Clover Seed.	Grass Seed.	Horses of all ages on Hand June 1, 1880.	Mules and Asses, all ages, on Hand June 1, 1880.
				No.	No.	No.	No.	Dollars.	Dollars.	Dollars.	Dollars.	Dollars.	Dollars.	No.	Dollars.	Acres.	Acres.	Tons.	Bushels.	Bushels.	No.	No.
1	2	3	4	5	6	7	8	9	10	11	12	13	14	15	16	17	18	19	20	21	22	23
1 Yates William J	/			20	152	30		3000	50	1885	150		100	20	600						10	2 2
2 Martin William S	/			160	20	25		2000	200	600	40				550						4	1
3 Price James E	/			130	100	100		5000	200	700	50		30	6	800	40		80			4	2
4																						
5																						
6																						
7																						
8																						
9																						
10																						

NEAT CATTLE AND THEIR PRODUCTS.											SHEEP.										SWINE.	POULTRY ON HAND JUNE 1ST, 1880, EXCLUSIVE OF SPRING HATCHING.		
ON HAND JUNE 1, 1880.			MOVEMENT, 1879.					Milk sold, or sent to butter and cheese factories in 1879.	Butter made on the farm in 1879.	Cheese made on the farm in 1879.	On hand June 1, 1880.	MOVEMENT, 1879.							CLIP, SPRING 1880, SHORN AND TO BE SHORN.		On hand June 1, 1880.			EGGS PRODUCED IN 1879.
			Cattle of all ages									Lambs dropped.	Sheep and lambs						Fleeces.	Weight.		Barn-yard.	Other.	
Working oxen.	Milch cows.	Other.	Calves dropped.	Purchased.	Sold living.	Slaughtered.	Died, strayed, and stolen, and not recovered.						Purchased.	Sold living.	Slaughtered.	Killed by dogs.	Died of disease.	Died of stress of weather.						
No.	No.	No.	No.	No.	No.	No.	No.	Gallons.	Lbs.	Lbs.	No.	No.	No.	No.	No.	No.	No.	No.	No.	Lbs.	No.	No.	No.	Doz.
24	25	26	27	28	29	30	31	32	33	34	35	36	37	38	39	40	41	42	43	44	45	46	47	48
1	5	8	8	27	33				150												21	25		60
2	4	8	2						75												20	30		60
3	6	9	6		27	1			150		23	12	100	106			2		11	66	44	20		35
4																								
5																								
6																								
7																								
8																								
9																								
10																								

CEREALS.												PULSE.		FIBER.						SUGAR.						BROOM CORN. 1879.	
BARLEY. 1879.		BUCKWHEAT. 1879.		INDIAN CORN. 1879.		OATS. 1879.		RYE. 1879.		WHEAT. 1879.		Canada Peas, (Dry.) in 1879.	Beans, (Dry.) in 1879.	FLAX—1879.				HEMP.		SORGHUM—1879.			MAPLE—1879.				
Area.	Crop.	Area.	Crop.	Area.	Crop.	Area.	Crop.	Area.	Crop.	Area.	Crop.			Area in Crop.	Seed.	Straw.	Fiber.			Area in Crop.	Sugar.	Molasses.	Sugar.	Molasses.			
Acres.	Bush.	Acres.	Bush.	Acres.	Bush.	Acres.	Bush.	Acres.	Bush.	Acres.	Bush.	Bush.	Bush.	Acres.	Bush.	Tons.	Lbs.	Acs.	Tns.	Acres.	Lbs.	Galls.	Lbs.	Galls.	Acs.	Lbs.
49	50	51	52	53	54	55	56	57	58	59	60	61	62	63	64	65	66	67	68	69	70	71	72	73	74	75
1				25	1300																					
2				30	1200					13	140															
3				45	2000					30	300															
4																										
5																										
6																										
7																										
8																										
9																										
10																										

HOPS. 1879.		POTATOES, (Irish.) 1879.		POTATOES, (Sweet.) 1879.		TOBACCO. 1879.		ORCHARDS—1879.						Total value of orchard products of all kinds sold or consumed.	NURSERIES.		VINEYARDS.			MARKET GARDENS.	BEES—1879.		FOREST PRODUCTS.	
								APPLE.			PEACH.													
Area.	Crop.	Area.	Crop.	Area.	Crop.	Area.	Crop.	Acres.	Bearing trees.	Bushels. 1879.	Acres.	Bearing trees.	Bushels. 1879.		Acres.	Value of produce sold in 1879.	Acres.	Grapes sold in 1879.	Wine made in 1879.	Value of produce sold in 1879.	Honey.	Wax.	Amount of wood cut in 1879.	Value of all forest products sold or consumed in 1879.
Acres.	Lbs.	Acres.	Bush.	Acres.	Bush.	Acres.	Lbs.	No.	No.	No.	No.	No.	No.	Dollars.	No.	Dollars.	No.	Lbs.	Galls.	Dollars.	Lbs.	Lbs.	Cords.	Dollars.
76	77	78	79	80	81	82	83	84	85	86	87	88	89	90	91	92	93	94	95	96	97	98	99	100
1			1/4	25				7	300	40				20										
2								2	100	150				75										
3																								
4																								
5																								
6																								
7																								
8																								
9																								
10																								