

Missouri State Library: FY23 PLS

Revenue and Expenses

Library	LSA Pop.	Exp. Per Reg. Borrower	Exp. Per LSA Pop.	Exp. Per Visit	Exp. per Circ.	Rev. Per Reg. Borrower	Rev. Per LSA Pop.	Rev. per Visit	Rev. Per Circ.
Adair County Public Library	25,314	\$73.26	\$21.58	\$7.07	\$4.30	\$103.43	\$30.46	\$9.99	\$6.07
Adrian Community Library	1,730	\$8.72	\$14.76	\$14.11	\$5.92	\$13.90	\$23.54	\$22.51	\$9.44
Advance Community Library	1,349	\$11.01	\$14.24	\$9.85	\$3.98	\$11.44	\$14.79	\$10.23	\$4.14
Albany Carnegie Public Library	1,670	\$48.99	\$81.79	\$33.26	\$8.60	\$49.19	\$82.12	\$33.39	\$8.63
Appleton City Library	1,032	\$46.16	\$26.21	\$11.55	\$10.85	\$47.81	\$27.15	\$11.97	\$11.23
Atchison County Library	5,305	\$85.01	\$63.75	\$32.19	\$15.41	\$147.62	\$110.70	\$55.91	\$26.75
Barry-Lawrence Regional Library	72,535	\$85.66	\$38.45	\$15.74	\$9.15	\$90.23	\$40.51	\$16.58	\$9.63
Barton County Library	11,637	\$32.71	\$27.59	\$14.13	\$8.56	\$49.60	\$41.84	\$21.43	\$12.98
Bernie Public Library	1,859	\$44.33	\$21.44	\$28.39	\$49.27	\$68.03	\$32.90	\$43.56	\$75.60
Bethany Public Library	2,915	\$16.04	\$22.47	\$15.95	\$5.99	\$17.79	\$24.92	\$17.69	\$6.65
Bloomfield Public Library	1,755	\$83.92	\$18.27	\$9.22	\$4.33	\$114.44	\$24.91	\$12.57	\$5.90
Bollinger County Library	10,567	\$30.68	\$16.71	\$17.60	\$8.10	\$35.98	\$19.59	\$20.64	\$9.50
Bonne Terre Memorial Library	6,903	\$43.26	\$21.76	\$15.50	\$9.62	\$43.26	\$21.76	\$15.50	\$9.62
Boonslick Regional Library	59,455	\$43.90	\$25.12	\$14.27	\$4.69	\$50.73	\$29.03	\$16.49	\$5.42
Bowling Green Public Library	4,195	\$20.27	\$23.40	\$8.91	\$5.11	\$27.25	\$31.47	\$11.98	\$6.87
Brentwood Public Library	8,233	\$124.54	\$87.30	\$30.79	\$6.09	\$153.70	\$107.74	\$37.99	\$7.52
Brookfield Public Library	4,111	\$86.55	\$40.44	\$10.92	\$8.04	\$101.30	\$47.33	\$12.78	\$9.41
Caldwell County Library	6,867	\$108.88	\$14.46	\$21.05	\$14.81	\$205.49	\$27.29	\$39.73	\$27.95
Camden County Library	42,745	\$56.21	\$42.61	\$13.22	\$10.41	\$58.37	\$44.24	\$13.73	\$10.81
Cameron Public Library	8,513	\$38.21	\$25.59	\$6.76	\$6.41	\$43.95	\$29.43	\$7.78	\$7.38
Canton Public Library	2,724	\$103.53	\$35.31	\$10.73	\$11.17	\$111.87	\$38.15	\$11.59	\$12.07
Cape Girardeau Public Library	36,170	\$115.92	\$36.86	\$12.30	\$7.18	\$115.70	\$36.79	\$12.28	\$7.16
Carnegie (Shelbina) Public Library	1,613	\$72.53	\$42.99	\$10.37	\$4.71	\$97.36	\$57.70	\$13.92	\$6.33
Carrollton Public Library	3,514	\$38.47	\$63.59	\$11.34	\$8.07	\$42.83	\$70.79	\$12.63	\$8.98
Carter County Library	5,202	\$33.82	\$26.72	\$7.84	\$4.73	\$64.24	\$50.76	\$14.90	\$8.99
Carthage Public Library	15,522	\$49.50	\$60.37	\$31.21	\$14.43	\$52.35	\$63.84	\$33.00	\$15.26
Caruthersville Public Library	5,562	\$43.05	\$47.92	\$8.90	\$6.93	\$58.21	\$64.79	\$12.04	\$9.37
Cass County Public Library	107,824	\$76.24	\$36.09	\$42.42	\$8.47	\$104.15	\$49.31	\$57.94	\$11.57
Cedar County Library District	14,188	\$56.71	\$20.72	Unavailable	\$7.81	\$107.55	\$39.30	Unavailable	\$14.81
Centralia Public Library	4,053	\$57.38	\$78.57	\$11.78	\$6.92	\$73.67	\$100.88	\$15.12	\$8.88
Chaffee Public Library	3,057	\$20.25	\$19.12	\$10.37	\$5.83	\$26.39	\$24.92	\$13.52	\$7.60
Christian County Library	88,842	\$133.04	\$31.10	\$19.16	\$7.71	\$155.60	\$36.37	\$22.40	\$9.02
Clarence Public Library	738	\$15.36	\$5.39	\$28.01	\$15.36	\$47.95	\$16.83	\$87.46	\$47.95
Conran Memorial Library	2,493	\$32.02	\$15.35	\$11.54	\$22.72	\$51.50	\$24.68	\$18.56	\$36.54
Crawford County Library	21,563	\$95.52	\$29.61	\$33.00	\$15.75	\$112.83	\$34.97	\$38.99	\$18.61
Crystal City Public Library	4,740	\$73.55	\$20.61	\$13.46	\$10.02	\$96.80	\$27.12	\$17.72	\$13.18
Dade County Library	6,763	\$28.62	\$15.96	\$16.12	\$8.91	\$37.33	\$20.82	\$21.02	\$11.63
Dallas County Library	17,071	\$41.81	\$10.02	\$7.23	\$3.21	\$55.09	\$13.20	\$9.52	\$4.23
Daniel Boone Regional Library	223,840	\$148.20	\$57.74	\$35.06	\$5.38	\$157.40	\$61.33	\$37.24	\$5.72

Missouri State Library: FY23 PLS

Revenue and Expenses

Library	LSA Pop.	Exp. Per	Exp. Per	Exp. Per	Exp. per	Rev. Per	Rev. Per	Rev. per	Rev. Per
		Reg. Borrower	LSA Pop.	Visit	Circ.	Reg. Borrower	LSA Pop.	Visit	Circ.
Daviess County Library	8,430	\$73.38	\$22.42	\$20.72	\$4.87	\$129.62	\$39.61	\$36.59	\$8.61
De Soto Public Library	6,449	\$82.23	\$49.18	\$7.45	\$7.46	\$165.35	\$98.89	\$14.99	\$15.00
Desloge Public Library	4,823	\$18.28	\$19.96	\$20.00	\$16.82	\$17.40	\$19.00	\$19.04	\$16.01
Doniphan-Ripley County Library District	10,679	\$28.66	\$20.09	\$18.93	\$5.95	\$32.83	\$23.02	\$21.69	\$6.82
Douglas County Public Library	11,578	\$22.96	\$13.20	\$8.88	\$6.67	\$27.38	\$15.74	\$10.59	\$7.95
Dulany Memorial Library	1,563	\$26.03	\$29.23	\$13.31	\$6.03	\$37.30	\$41.88	\$19.07	\$8.64
Dunklin County Library	28,283	\$46.36	\$27.54	\$8.62	\$4.00	\$62.90	\$37.36	\$11.69	\$5.43
Farmington Public Library	18,217	\$36.83	\$29.32	\$8.15	\$5.59	\$36.81	\$29.31	\$8.15	\$5.59
Ferguson Municipal Public Library	18,527	\$43.41	\$36.00	\$4.17	\$16.12	\$56.62	\$46.96	\$5.44	\$21.03
Festus Public Library	12,706	\$73.26	\$68.23	\$15.94	\$12.25	\$32.17	\$29.96	\$7.00	\$5.38
Gentry County Library	4,492	\$64.61	\$57.75	\$7.29	\$5.75	\$76.39	\$68.28	\$8.62	\$6.80
Grundy County-Jewett Norris Library	9,808	\$48.68	\$25.28	\$30.96	\$13.15	\$59.22	\$30.76	\$37.66	\$16.00
Hamilton Public Library	1,690	\$33.73	\$39.44	\$22.19	\$10.20	\$35.77	\$41.83	\$23.53	\$10.81
Hannibal Free Public Library	17,086	\$117.16	\$46.01	\$22.69	\$10.59	\$154.90	\$60.83	\$30.00	\$14.00
Heartland Regional Library System	33,154	\$137.53	\$29.78	\$26.70	\$11.48	\$135.60	\$29.36	\$26.33	\$11.32
Henry County Library	21,946	\$111.31	\$30.36	\$24.86	\$9.86	\$135.85	\$37.05	\$30.34	\$12.04
Hickory County Library	8,279	\$17.35	\$22.57	\$16.34	\$5.97	\$20.85	\$27.13	\$19.65	\$7.18
Howard County Public Library	9,094	\$37.16	\$15.28	\$17.56	\$11.68	\$41.14	\$16.91	\$19.45	\$12.93
James Memorial Library	3,935	\$50.29	\$30.71	\$15.77	\$4.87	\$56.90	\$34.75	\$17.84	\$5.51
Jefferson County Library	135,409	\$73.83	\$30.87	\$25.41	\$9.46	\$116.17	\$48.56	\$39.98	\$14.89
Joplin Public Library	48,784	\$90.69	\$52.48	\$12.71	\$6.25	\$94.21	\$54.51	\$13.20	\$6.49
Kansas City Public Library	232,498	\$136.64	\$126.29	\$48.44	\$14.41	\$150.41	\$139.01	\$53.32	\$15.86
Keller Public Library of Dexter	7,927	\$29.18	\$26.78	\$10.18	\$5.87	\$31.67	\$29.06	\$11.05	\$6.37
Kirkwood Public Library	29,461	\$116.34	\$91.83	\$16.42	\$4.74	\$113.93	\$89.92	\$16.08	\$4.64
LaPlata Public Library	1,257	\$37.75	\$17.12	\$13.79	\$6.48	\$44.02	\$19.96	\$16.08	\$7.56
Lebanon-Laclede County Library	36,039	\$22.55	\$22.29	\$9.54	\$6.39	\$22.36	\$22.10	\$9.46	\$6.34
Lewis Library of Glasgow	1,087	\$20.19	\$30.43	\$19.85	\$10.43	\$31.97	\$48.17	\$31.43	\$16.51
Lilbourn Memorial Library	822	\$70.18	\$27.75	\$185.43	\$18.30	\$43.70	\$17.28	\$115.47	\$11.40
Little Dixie Regional Libraries	31,406	\$72.08	\$50.67	\$7.77	\$10.13	\$74.63	\$52.46	\$8.05	\$10.49
Livingston County Library	14,557	\$41.36	\$66.34	\$22.22	\$8.14	\$64.97	\$104.20	\$34.91	\$12.79
Louisiana Public Library	3,199	\$5.90	\$11.80	\$5.00	\$16.05	\$8.92	\$17.82	\$7.55	\$24.25
Macon Public Library	5,457	\$46.34	\$41.65	\$4.29	\$5.60	\$48.25	\$43.36	\$4.47	\$5.83
Maplewood Public Library	8,269	\$96.06	\$65.80	\$12.02	\$5.96	\$111.98	\$76.70	\$14.01	\$6.94
Marceline Carnegie Library	2,123	\$40.75	\$38.39	\$14.68	\$5.47	\$42.41	\$39.96	\$15.28	\$5.70
Marion County Library District	6,734	\$82.07	\$33.02	\$16.34	\$4.61	\$103.93	\$41.81	\$20.69	\$5.84
Marshall Public Library	13,806	\$22.45	\$21.14	\$13.99	\$13.36	\$26.31	\$24.77	\$16.39	\$15.65
Maryville Public Library	10,633	\$170.85	\$55.32	\$22.61	\$9.41	\$169.33	\$54.83	\$22.41	\$9.33
McDonald County Library	23,303	\$23.01	\$14.27	\$17.08	\$10.88	\$26.11	\$16.18	\$19.37	\$12.34
Mercer County Library	3,538	\$107.58	\$35.97	\$30.34	\$15.71	\$161.39	\$53.96	\$45.51	\$23.57

Missouri State Library: FY23 PLS

Revenue and Expenses

Library	Exp. Per		Exp. Per		Exp. Per		Rev. Per		Rev. Per	
	LSA Pop.	Reg. Borrower	LSA Pop.	Visit	Circ.	Reg. Borrower	LSA Pop.	Visit	Circ.	
Mexico-Audrain County Library District	24,962	\$72.99	\$35.83	\$21.25	\$9.75	\$85.86	\$42.15	\$24.99	\$11.47	
Mid-Continent Public Library	840,292	\$140.04	\$72.61	\$26.46	\$6.33	\$150.36	\$77.96	\$28.40	\$6.80	
Mississippi County Library District	12,577	\$135.26	\$32.42	\$10.13	\$36.91	\$139.74	\$33.50	\$10.47	\$38.14	
Missouri River Regional Library	90,553	\$60.97	\$36.49	\$18.66	\$5.71	\$69.83	\$41.79	\$21.37	\$6.54	
Moniteau County Library	12,553	\$39.17	\$17.34	\$22.39	\$6.73	\$49.16	\$21.76	\$28.10	\$8.45	
Monroe City Public Library	2,522	\$45.32	\$19.62	\$16.71	\$6.37	\$60.19	\$26.06	\$22.20	\$8.46	
Montgomery City Public Library	2,811	\$107.40	\$82.15	\$12.33	\$9.69	\$115.10	\$88.04	\$13.21	\$10.39	
Morgan County Library	21,006	\$69.71	\$21.97	\$14.49	\$6.40	\$76.56	\$24.13	\$15.91	\$7.03	
Mound City Public Library	1,004	\$74.89	\$59.30	\$8.18	\$4.94	\$98.99	\$78.38	\$10.82	\$6.53	
Mountain View Public Library	2,533	\$24.45	\$43.93	\$3.32	\$2.31	\$36.70	\$65.95	\$4.98	\$3.47	
Neosho Newton County Library	54,445	\$92.45	\$17.70	\$9.59	\$4.62	\$100.36	\$19.22	\$10.41	\$5.02	
Nevada Public Library	8,212	\$58.88	\$38.80	\$5.92	\$6.52	\$63.05	\$41.54	\$6.33	\$6.98	
New Madrid County Library	14,829	\$94.29	\$31.80	\$28.43	\$19.45	\$133.25	\$44.94	\$40.17	\$27.49	
Norborne Public Library	634	\$244.70	\$18.14	\$14.03	\$9.32	\$323.87	\$24.01	\$18.56	\$12.34	
North Kansas City Public Library	4,467	\$44.47	\$176.81	\$12.52	\$5.47	\$66.35	\$263.81	\$18.68	\$8.16	
Northeast Missouri Library Service	17,686	\$152.52	\$18.23	\$18.79	\$8.48	\$217.57	\$26.01	\$26.81	\$12.09	
Oregon County Library District	8,635	\$81.76	\$27.99	\$11.28	\$8.01	\$95.31	\$32.63	\$13.15	\$9.34	
Oregon Public Library	837	\$25.56	\$41.99	\$23.21	\$18.97	\$19.92	\$32.72	\$18.09	\$14.78	
Ozark Regional Library	22,163	\$65.19	\$27.47	\$24.16	\$15.98	\$81.67	\$34.42	\$30.27	\$20.02	
Park Hills Public Library	8,587	\$12.54	\$25.58	\$15.54	\$10.85	\$12.54	\$25.58	\$15.54	\$10.85	
Piedmont Public Library	1,897	\$37.31	\$50.30	\$11.64	\$9.09	\$44.34	\$59.79	\$13.83	\$10.81	
Polk County Library	31,519	\$38.72	\$27.42	\$13.23	\$5.58	\$46.17	\$32.69	\$15.78	\$6.65	
Poplar Bluff Public Library	16,225	\$214.83	\$83.99	\$23.01	\$9.59	\$270.51	\$105.75	\$28.97	\$12.08	
Price James Memorial Library	2,920	\$52.70	\$25.50	\$17.37	\$5.48	\$56.26	\$27.23	\$18.55	\$5.85	
Pulaski County Library	52,759	\$53.16	\$15.46	\$18.35	\$12.34	\$55.76	\$16.22	\$19.24	\$12.94	
Putnam County Public Library	4,681	\$101.65	\$46.19	\$10.41	\$11.85	\$123.39	\$56.07	\$12.64	\$14.39	
Puxico Public Library	873	\$119.45	\$48.85	\$18.61	\$26.10	\$119.45	\$48.85	\$18.61	\$26.10	
Ralls County Library	10,065	\$228.96	\$22.04	\$40.30	\$12.45	\$246.59	\$23.74	\$43.41	\$13.41	
Ray County Public Library	23,158	\$71.79	\$26.02	\$29.72	\$18.32	\$101.10	\$36.64	\$41.85	\$25.80	
Reynolds County Library District	6,096	\$329.47	\$35.99	\$24.38	\$11.32	\$397.44	\$43.42	\$29.41	\$13.65	
Rich Hill Memorial Library	1,232	\$39.30	\$20.77	\$8.25	\$3.58	\$34.79	\$18.38	\$7.31	\$3.17	
Richmond Heights Memorial Library	9,286	\$123.95	\$91.62	\$6.79	\$7.47	\$127.72	\$94.41	\$7.00	\$7.69	
Riverside Regional Library	85,846	\$32.22	\$15.79	\$9.17	\$6.65	\$40.73	\$19.96	\$11.59	\$8.41	
Robertson Memorial Library	4,261	\$26.45	\$24.73	\$11.67	\$7.19	\$25.48	\$23.82	\$11.24	\$6.93	
Rock Hill Public Library	4,750	\$137.31	\$78.54	\$35.82	\$12.24	\$146.03	\$83.53	\$38.10	\$13.02	
Rolla Public Library	19,943	\$88.05	\$28.47	\$4.26	\$3.19	\$102.43	\$33.12	\$4.95	\$3.71	
Rolling Hills Consolidated	41,674	\$109.80	\$54.95	\$12.34	\$6.17	\$180.96	\$90.56	\$20.34	\$10.17	
Saint Charles City-County Library District	405,262	\$84.58	\$46.51	\$14.99	\$3.19	\$105.12	\$57.80	\$18.63	\$3.97	
Saint Clair County Library	8,252	\$32.30	\$29.09	\$5.48	\$4.49	\$36.16	\$32.56	\$6.13	\$5.03	

Missouri State Library: FY23 PLS

Revenue and Expenses

Library	Exp. Per		Exp. Per		Exp. per		Rev. Per		Rev. Per	
	LSA Pop.	Reg. Borrower	LSA Pop.	Visit	Circ.	Reg. Borrower	LSA Pop.	Visit	Circ.	
Saint Joseph Public Library	61,254	\$179.38	\$59.11	\$34.89	\$17.97	\$187.43	\$61.77	\$36.45	\$18.78	
Saint Louis County Library	863,407	\$71.31	\$65.85	\$17.47	\$5.30	\$81.63	\$75.38	\$20.00	\$6.07	
Saint Louis Public Library	301,578	\$212.76	\$114.14	\$28.87	\$16.13	\$222.89	\$119.57	\$30.24	\$16.90	
Salem Public Library	4,608	\$30.98	\$33.67	\$6.68	\$4.66	\$39.44	\$42.85	\$8.51	\$5.93	
Sarcoxie Public Library	1,406	\$346.05	\$24.61	\$38.45	\$76.90	\$399.69	\$28.43	\$44.41	\$88.82	
Scenic Regional Library	147,730	\$88.62	\$26.62	\$11.25	\$7.17	\$156.13	\$46.90	\$19.82	\$12.63	
Schuyler County Library	4,032	\$281.87	\$27.40	\$34.21	\$18.18	\$516.12	\$50.18	\$62.64	\$33.29	
Scotland County Memorial Library	4,716	\$77.35	\$40.20	\$22.32	\$6.53	\$83.57	\$43.43	\$24.12	\$7.06	
Sedalia Public Library	20,022	\$57.85	\$35.05	\$24.31	\$13.17	\$69.19	\$41.91	\$29.08	\$15.75	
Seymour Community Library	993	\$12.00	\$58.86	\$5.01	\$4.51	\$21.84	\$107.15	\$9.12	\$8.20	
Sikeston Public Library	14,435	\$32.90	\$26.67	\$17.67	\$11.71	\$37.36	\$30.28	\$20.06	\$13.30	
Slater Public Library	1,834	\$126.25	\$19.62	\$34.27	\$12.12	\$178.20	\$27.69	\$48.37	\$17.11	
Springfield-Greene County Library District	298,915	\$138.67	\$49.18	\$13.07	\$5.49	\$172.39	\$61.14	\$16.24	\$6.82	
Steele Public Library	1,853	\$19.39	\$12.56	\$15.87	\$25.40	\$22.99	\$14.89	\$18.82	\$30.12	
Stone County Library	31,076	\$75.16	\$24.45	\$17.85	\$10.90	\$89.66	\$29.17	\$21.30	\$13.00	
Sullivan County Public Library	5,999	\$17.53	\$11.14	\$20.71	\$16.06	\$33.80	\$21.48	\$39.92	\$30.96	
Sweet Springs Public Library	1,316	\$112.77	\$25.45	\$13.14	\$7.78	\$80.26	\$18.11	\$9.36	\$5.54	
Texas County Library	24,487	\$22.89	\$13.62	\$11.50	\$6.91	\$31.62	\$18.82	\$15.88	\$9.54	
Trails Regional Library	82,736	\$80.90	\$33.21	\$30.27	\$13.72	\$104.22	\$42.79	\$39.00	\$17.67	
University City Public Library	35,065	\$118.10	\$96.62	\$48.13	\$17.06	\$158.57	\$129.73	\$64.62	\$22.91	
Valley Park Community Library	3,140	\$65.39	\$28.03	\$20.49	\$16.36	\$76.12	\$32.63	\$23.85	\$19.05	
Washington County Library	23,514	\$21.63	\$19.02	\$11.74	\$12.11	\$31.35	\$27.57	\$17.02	\$17.55	
Washington Public Library	8,771	\$108.92	\$92.20	\$7.94	\$7.19	\$114.79	\$97.17	\$8.37	\$7.58	
Webb City Public Library	13,031	\$100.86	\$35.53	\$12.35	\$10.53	\$101.09	\$35.62	\$12.38	\$10.55	
Webster County Library	38,092	\$61.44	\$15.11	\$8.57	\$4.59	\$68.92	\$16.95	\$9.61	\$5.15	
Webster Groves Public Library	24,010	\$98.12	\$51.84	\$10.73	\$4.83	\$138.96	\$73.42	\$15.20	\$6.84	
Wellsville Public Library	998	\$19.84	\$22.34	\$16.97	\$13.51	\$21.84	\$24.60	\$18.69	\$14.87	
West Plains Public Library	12,184	\$59.67	\$48.73	\$7.53	\$4.86	\$59.75	\$48.79	\$7.54	\$4.87	
Willow Springs Public Library	2,164	\$264.66	\$33.88	\$13.73	\$5.84	\$230.58	\$29.52	\$11.96	\$5.09	
Worth County Library	1,973	\$52.86	\$8.63	\$19.50	\$2.86	\$123.70	\$20.19	\$45.63	\$6.68	
Wright County Library	18,188	\$23.83	\$16.45	\$15.88	\$8.10	\$30.61	\$21.13	\$20.40	\$10.40	

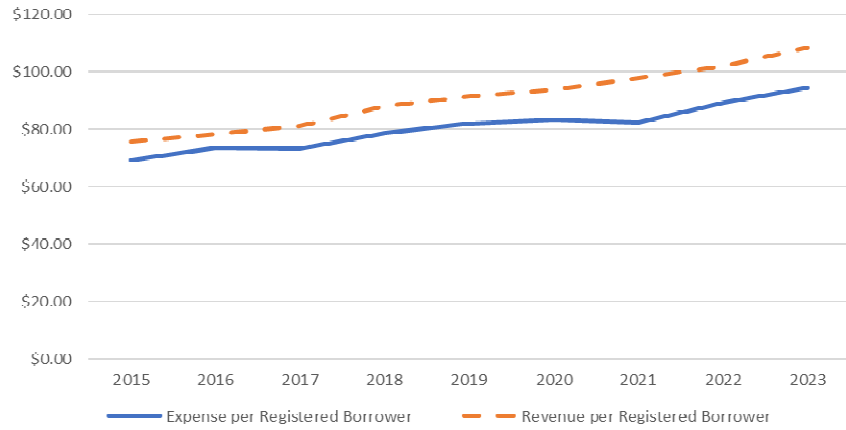
FY 2023		Usage, Income, and Revenue Comparisons								
Population Group	LSA Pop.	Exp. Per Reg. Borrower	Exp. Per LSA Pop.	Exp. Per Visit	Exp. per Circ.	Rev. Per Reg. Borrower	Rev. Per LSA Pop.	Rev. per Visit	Rev. Per Circ.	
Missouri (N=150)										
Average	38,019	\$75.97	\$37.59	\$18.33	\$10.13	\$92.88	\$45.65	\$22.31	\$12.68	
Median	8,611	\$61.20	\$29.47	\$15.50	\$8.05	\$71.75	\$36.51	\$18.56	\$9.52	
Statewide	5,626,751	\$94.45	\$55.62	\$19.72	\$6.75	\$108.57	\$63.94	\$22.67	\$7.76	
75,000+ (N=16)										
Average	278,909	\$105.57	\$53.03	\$24.33	\$8.22	\$127.64	\$62.70	\$29.73	\$10.20	
Median	185,785	\$86.60	\$41.50	\$22.28	\$6.91	\$133.26	\$53.55	\$25.40	\$8.72	
Group	3,904,732	\$107.48	\$64.10	\$22.20	\$6.53	\$122.60	\$73.11	\$25.32	\$7.45	
30,000-74,999 (N=16)										
Average	44,136	\$84.55	\$38.07	\$17.20	\$9.06	\$95.61	\$44.08	\$19.62	\$10.14	
Median	39,883	\$80.41	\$33.32	\$13.23	\$8.16	\$89.95	\$34.74	\$16.14	\$9.90	
Group	706,172	\$78.20	\$37.75	\$15.36	\$8.44	\$89.63	\$43.27	\$17.61	\$9.67	
15,000-29,999 (N=23)										
Average	21,376	\$74.52	\$33.69	\$16.97	\$9.40	\$93.40	\$41.09	\$21.04	\$11.81	
Median	21,563	\$69.71	\$28.47	\$16.42	\$9.59	\$81.67	\$34.97	\$19.37	\$12.04	
Group	491,657	\$64.29	\$33.78	\$13.06	\$6.96	\$78.12	\$41.05	\$15.87	\$8.46	
9,500-14,999 (N=17)										
Average	12,343	\$71.73	\$32.30	\$19.00	\$11.53	\$80.72	\$36.63	\$22.18	\$13.38	
Median	12,553	\$48.68	\$26.67	\$17.63	\$9.41	\$59.22	\$30.76	\$21.04	\$12.79	
Group	209,833	\$51.97	\$32.79	\$16.22	\$9.39	\$59.66	\$37.65	\$18.62	\$10.78	
6,000-9,499 (N=19)										
Average	7,911	\$79.41	\$39.02	\$14.11	\$7.79	\$101.86	\$47.60	\$18.13	\$9.90	
Median	8,252	\$73.38	\$27.99	\$15.50	\$7.19	\$95.31	\$32.63	\$15.50	\$7.69	
Group	150,300	\$57.45	\$39.94	\$10.06	\$6.78	\$69.07	\$48.02	\$12.09	\$8.15	
3,000-5,999 (N=24)										
Average	4,410	\$63.93	\$43.69	\$15.55	\$9.77	\$88.24	\$57.65	\$21.22	\$13.37	
Median	4,480	\$48.32	\$34.82	\$11.72	\$7.62	\$65.29	\$45.38	\$15.01	\$9.18	
Group	105,837	\$46.52	\$44.12	\$11.60	\$7.35	\$61.72	\$58.54	\$15.39	\$9.75	
1,500-2,999 (N=20)										
Average	2,132	\$62.05	\$32.78	\$16.42	\$10.68	\$75.38	\$39.60	\$21.46	\$14.21	
Median	1,935	\$44.83	\$27.37	\$14.40	\$6.20	\$53.88	\$31.21	\$18.56	\$8.64	
Group	42,642	\$41.74	\$33.03	\$11.51	\$6.41	\$50.09	\$39.64	\$13.82	\$7.70	

FY 2023

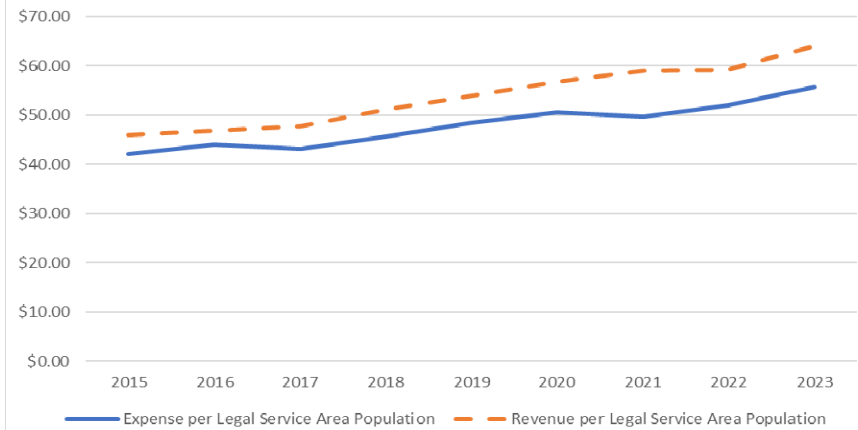
Usage, Income, and Revenue Comparisons

Population Group	LSA Pop.	Exp. Per Reg. Borrower	Exp. Per LSA Pop.	Exp. Per Visit	Exp. per Circ.	Rev. Per Reg. Borrower	Rev. Per LSA Pop.	Rev. per Visit	Rev. Per Circ.
Under 1,499 (N=15)									
Average	1,039	\$79.68	\$29.43	\$27.62	\$15.40	\$89.84	\$34.99	\$28.51	\$18.61
Median	1,004	\$39.30	\$25.45	\$14.03	\$10.43	\$44.02	\$24.60	\$18.09	\$11.40
Group	15,578	\$30.59	\$28.94	\$11.50	\$7.69	\$36.19	\$34.24	\$13.60	\$9.10

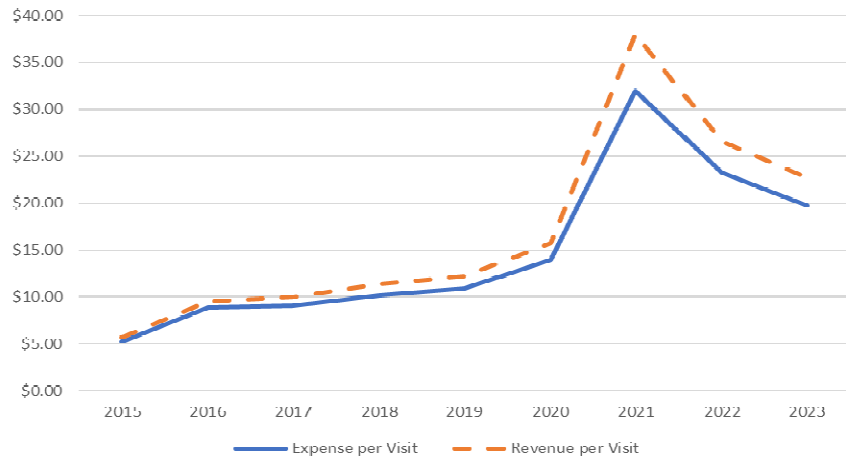
Statewide Revenue and Expense per Registered Borrower by Year



Statewide Revenue and Expense per LSA Population by Year



Statewide Revenue and Expense per Library Visit by Year



Statewide Revenue and Expense per Circulation by Year

