

Missouri State Library FY25: PLS Circulation and Services

Library	LSA Pop.	Hours Open (per year)	Annual Library Visits	Annual Reference Transactions	Physical Circulation	Electronic Circulation	Total Circulation	ILL Provided	ILL Received	Uses of Public Internet Computers	Wi-Fi Uses	Registered Borrowers
Adair County Public Library	25,314	2,756	56,640	10,915	61,568	24,345	85,913	4,100	1,506	2,776	3,368	6,333
Adrian Community Library	1,730	1,404	1,520	830	2,466	529	2,995	-	-	384	420	3,273
Advance Community Library	1,349	1,000	1,640	40	1,952	3,454	5,406	-	-	183	-	1,725
Albany Carnegie Public Library	1,670	2,496	4,525	721	11,540	1,980	13,520	2,097	2,250	95	52	853
Appleton City Library	1,032	1,248	2,005	152	2,670	-	2,670	-	-	152	-	307
Atchison County Library	5,305	5,124	11,662	1,012	25,864	1,554	27,418	565	71	598	234	4,075
Barry-Lawrence Regional Library	72,535	18,590	180,259	94,379	245,715	69,850	315,565	34,242	35,238	20,642	11,546	22,728
Barton County Library	11,637	4,076	28,418	2,340	38,064	9,952	48,016	5,863	5,829	1,919	15,430	10,408
Bernie Public Library	1,859	1,560	1,319	25	1,111	-	1,111	-	-	215	-	1,025
Bethany Public Library	2,915	1,716	4,614	100	7,684	3,667	11,351	-	-	327	1,000	4,206
Bloomfield Public Library	1,755	2,184	3,542	350	6,951	-	6,951	-	330	1,152	-	398
Botlinger County Library	10,567	1,683	10,320	1,428	19,205	-	19,205	3,932	2,032	1,532	4,080	2,885
Bonne Terre Memorial Library	6,903	2,080	7,989	262	11,282	5,595	16,877	183	197	969	1,251	1,512
Boonstick Regional Library	59,455	9,620	107,298	40,964	288,383	77,528	365,911	2,273	435	9,683	149,382	28,448
Bowling Green Public Library	4,195	2,236	12,900	2,600	26,078	4,364	30,442	3,270	4,949	2,750	450	4,929
Branson/Hollister Library Subdistrict	41,768	2,537	38,140	2,882	100,003	38,757	138,760	N/A	N/A	2,933	2,134	7,968
Brentwood Public Library	8,233	3,380	73,191	4,652	110,995	24,078	135,073	12,561	12,353	6,512	-	4,977
Brookfield Public Library	4,111	2,288	7,354	350	15,682	3,726	19,408	1,146	1,024	1,073	626	1,693
Caldwell County Library	6,867	2,600	5,416	32	6,985	2,511	9,496	5	82	1,740	2,163	998
Camden County Library	42,745	12,168	165,933	162,711	149,314	56,141	205,455	9,786	15,067	12,845	717,624	23,377
Cameron Public Library	8,513	2,430	27,818	3,067	23,771	5,687	29,458	2,954	2,658	3,189	4,054	4,319
Canton Public Library	2,724	2,080	8,604	451	8,295	3,312	11,607	352	461	1,649	2,478	815
Cape Girardeau Public Library	36,170	3,536	137,799	16,083	170,349	55,854	226,203	14,984	12,197	10,121	29,501	13,829
Carnegie (Shelbina) Public Library	1,613	1,976	6,578	562	8,892	6,093	14,985	196	182	1,099	1,241	1,254
Carrollton Public Library	3,514	2,756	21,236	10,250	26,097	11,225	37,322	3,452	2,166	3,682	3,150	4,473
Carter County Library	5,202	3,640	19,560	210	24,368	2,931	27,299	-	1,756	2,610	3,420	4,408
Carthage Public Library	15,522	2,550	36,166	130	45,593	16,805	62,398	5,623	7,430	7,078	4,096	8,571
Caruthersville Public Library	5,562	2,392	26,502	8,082	24,158	10,396	34,554	4,130	1,201	3,786	11,550	6,357
Cass County Public Library	107,824	17,653	212,591	14,144	418,641	109,073	527,714	11,342	30,321	14,964	10,787	30,260
Cedar County Library District	14,188	5,304	33,971	4,200	36,295	11,545	47,840	3,869	3,490	5,257	8,400	5,610
Centralia Public Library	4,053	3,120	27,196	4,176	37,669	9,320	46,989	581	444	2,221	39,412	5,584
Chaffee Public Library	3,057	2,236	5,674	1,436	10,537	-	10,537	87	34	2,641	2,136	2,962
Christian County Library	88,842	12,192	167,615	14,799	252,473	123,239	375,712	1,747	7,674	22,508	492,696	23,074
Clarence Public Library	738	2,080	658	-	739	-	739	-	-	30	-	330
Conran Memorial Library	2,493	1,750	2,489	26	1,331	-	1,331	-	-	357	675	472
Crawford County Library	21,563	7,488	19,408	2,548	33,416	8,820	42,236	12,307	4,573	2,286	671	7,259
Crystal City Public Library	4,740	2,392	9,666	52	7,477	1,413	8,890	202	36	863	380	1,300
Dade County Library	6,763	2,370	7,710	708	12,798	2,382	15,180	275	407	547	2,496	3,998
Dallas County Library	17,071	2,678	33,020	310	44,033	7,899	51,932	469	709	5,201	1,301	4,239
Daniel Boone Regional Library	223,840	12,215	489,392	153,579	1,673,260	1,201,370	2,874,630	2,905	4,390	55,134	57,882	94,325
Daviness County Library	8,430	3,224	11,788	609	23,457	11,254	34,711	423	214	688	416	2,550
De Soto Public Library	6,449	2,548	40,708	2,125	34,570	6,944	41,514	3,001	3,048	2,359	2,400	2,986
Desloge Public Library	4,823	2,080	4,923	162	3,619	2,152	5,771	-	-	311	692	5,538
Doniphan-Ripley County Library District	10,679	2,912	12,000	300	31,193	-	31,193	3,146	1,645	7,641	10,000	8,100
Douglas County Public Library	11,578	2,236	15,444	416	17,875	6,521	24,396	2,922	1,312	2,340	364	4,400
Dulany Memorial Library	1,563	1,299	4,257	676	9,234	2,586	11,820	1,461	617	644	1,545	854
Dunkin County Library	28,283	10,608	97,214	5,210	218,072	8,184	226,256	2	-	34,720	19,700	19,400
Farmington Public Library	18,217	2,840	67,582	1,519	86,795	29,771	116,566	524	944	5,215	1,494	11,469
Ferguson Municipal Public Library	18,527	3,120	68,499	650	36,478	8,181	44,659	8,776	4,670	12,225	26,000	8,737
Festus Public Library	12,706	2,756	60,711	4,533	54,250	23,398	77,648	3,340	7,856	2,486	3,342	5,967
Gentry County Library	4,492	2,132	24,024	225	33,531	18,234	51,765	154	72	8,000	925	2,431
Grundy County-Jewett Norris Library	9,808	2,496	8,200	450	22,309	11,598	33,907	5,516	1,518	2,010	7,920	2,354
Hamilton Public Library	1,690	2,444	3,825	324	5,748	1,746	7,494	11	70	475	432	2,094
Hannibal Free Public Library	17,086	2,340	35,748	34,528	55,220	18,654	73,874	768	833	1,937	4,552	5,945
Heartland Regional Library System	33,154	5,824	40,142	43,962	72,792	15,827	88,619	8,790	6,613	4,399	169,486	5,969
Henry County Library	21,946	4,693	58,335	1,440	47,937	16,785	64,722	3,698	3,803	3,998	13,814	5,655
Hickory County Library	8,279	2,327	10,142	1,500	15,356	9,548	24,904	-	497	1,343	450	11,050
Howard County Public Library	9,094	1,872	7,245	75	9,378	4,839	14,217	1,094	1,108	500	600	4,000

Missouri State Library FY25: PLS Circulation and Services

Library	LSA Pop.	Hours Open (per year)	Annual Library Visits	Annual Reference Transactions	Physical Circulation	Electronic Circulation	Total Circulation	ILL Provided	ILL Received	Uses of Public Internet Computers	Wi-Fi Uses	Registered Borrowers
James Memorial Library	3,935	1,560	10,852	2,532	11,935	4,823	16,758	1,956	1,852	703	145	2,654
Jefferson County Library	135,409	12,480	306,960	17,342	357,390	146,110	503,500	33,368	24,907	15,534	35,450	46,625
Joplin Public Library	48,784	3,172	215,634	11,762	316,703	101,948	418,651	1,314	2,387	18,066	147,090	35,805
Kansas City Public Library	232,498	31,244	1,334,112	64,743	876,292	1,648,683	2,524,975	7,207	790	223,168	160,330	312,569
Keller Public Library of Dexter	7,927	2,011	22,556	1,040	24,921	12,102	37,023	3,523	1,957	1,407	1,820	7,950
Kirkwood Public Library	29,461	3,536	178,972	32,081	412,234	112,012	524,246	37,247	44,751	8,185	13,336	22,295
LaPlata Public Library	1,257	832	1,693	250	3,536	-	3,536	-	110	63	60	634
Lebanon-Laclede County Library	36,039	3,276	86,207	405	121,372	30,761	152,133	15,008	13,650	16,103	3,569	36,940
Lewis Library of Glasgow	1,087	1,248	1,968	190	2,393	1,014	3,407	-	-	345	159	1,578
Libbourn Memorial Library	822	812	150	-	1,057	-	1,057	-	-	1	-	249
Little Dixie Regional Libraries	31,406	8,086	191,659	164	118,365	43,280	161,645	20,716	10,516	5,355	19,524	14,788
Livingston County Library	14,557	5,390	73,524	4,536	93,765	39,852	133,617	7,633	7,572	5,163	42,284	8,818
Lockwood Public Library	806	N/A	N/A	N/A	-	-	-	-	-	-	-	-
Louisiana Public Library	3,199	2,040	6,308	68	3,520	404	3,924	-	175	590	108	3,325
Macon Public Library	5,457	2,288	57,240	1,645	40,014	60,560	100,574	-	-	1,927	1,903	5,237
Maplewood Public Library	8,269	-	3,000	100	30,909	19,445	50,354	563	9,360	20	-	5,179
Marceline Carnegie Library	2,123	2,080	6,194	4,200	10,564	2,544	13,108	-	-	322	293	2,301
Marion County Library District	6,734	2,548	22,301	8,820	48,867	10,867	59,734	3,059	3,277	353	19,500	2,760
Marshall Public Library	13,806	2,608	23,078	650	19,887	8,297	28,184	1,860	2,974	890	5,200	3,696
Maryville Public Library	10,633	2,550	22,503	166	49,302	20,581	69,883	354	94	2,429	663	3,862
McDonald County Library	23,303	6,960	24,541	1,955	25,293	10,324	35,617	587	508	3,903	15,278	13,955
Mercer County Library	3,538	2,236	3,432	28	5,427	2,793	8,220	195	70	135	N/A	1,327
Mexico-Audrain County Library District	24,962	7,826	47,810	10,423	64,579	21,229	85,808	848	291	3,674	7,944	12,046
Mid-Continent Public Library	840,292	116,584	2,655,375	155,504	4,930,775	5,795,384	10,726,159	14,237	26,967	247,622	439,528	463,623
Mississippi County Library District	12,577	4,836	39,434	760	10,267	5,722	15,989	5,345	1,336	1,983	760	3,584
Missouri River Regional Library	90,553	6,318	177,379	21,381	450,755	106,660	557,415	2,126	1,149	16,310	8,042	48,788
Moniteau County Library	12,553	2,252	9,360	550	21,757	6,840	28,597	-	403	1,491	1,040	6,027
Monroe City Public Library	2,522	1,840	4,696	4	6,887	4,168	11,055	-	-	226	9	1,473
Montgomery City Public Library	2,811	2,626	22,979	1,040	18,196	5,491	23,687	3,098	1,410	1,338	17,408	1,548
Morgan County Library	21,006	2,418	32,774	9,000	56,782	21,272	78,054	11,544	330	1,745	4,229	2,966
Mound City Public Library	1,004	1,515	7,493	204	11,833	1,082	12,915	74	166	1,600	1,050	879
Mountain View Public Library	2,533	2,496	24,336	30	18,142	5,601	23,743	2,322	2,669	2,364	4,520	2,049
Neosho Newton County Library	54,445	4,056	93,357	2,566	230,963	29,532	260,495	4,950	10,841	5,371	52,830	11,428
Nevada Public Library	8,212	2,496	40,692	4,792	50,054	11,425	61,479	3,349	3,988	3,119	6,070	4,920
New Madrid County Library	14,829	8,164	14,196	630	18,816	3,984	22,800	-	-	672	3,708	5,142
Newburg Public Library	333	1,992	320	-	180	80	260	-	-	-	-	210
Norborne Public Library	634	2,080	798	13	1,208	-	1,208	-	-	9	64	46
North Kansas City Public Library	4,467	3,380	66,808	1,144	99,540	42,671	142,211	18,998	8,064	13,234	12,332	17,675
Northeast Missouri Library Service	17,686	8,218	17,001	978	30,355	7,325	37,680	-	-	1,400	1,135	2,281
Oregon County Library District	8,635	7,696	23,137	45	18,122	3,255	21,377	3,782	2,329	4,946	4,319	1,875
Oregon Public Library	837	1,300	1,810	672	1,946	-	1,946	-	1,128	45	42	1,390
Ozark Regional Library	22,163	7,072	31,460	6,968	23,812	12,657	36,469	66	404	6,142	9,740	10,543
Park Hills Public Library	8,587	2,040	18,742	1,376	18,832	6,733	25,565	2	-	920	628	18,056
Piedmont Public Library	1,897	2,080	9,522	185	11,060	-	11,060	-	-	726	1,310	3,587
Polk County Library	31,519	8,772	66,885	3,000	132,826	38,067	170,893	9,018	25,047	9,347	9,202	11,675
Poplar Bluff Public Library	16,225	4,730	78,602	24,067	103,611	70,228	173,839	7,696	6,047	20,919	30,266	35,986
Price James Memorial Library	2,920	1,716	6,223	97	13,545	4,133	17,678	-	862	241	586	1,271
Pulaski County Library	52,759	7,384	52,707	329	46,592	27,922	74,514	5,900	5,935	4,575	7,869	10,771
Putnam County Public Library	4,681	2,340	17,862	4,379	15,782	3,397	19,179	967	536	3,422	3,356	2,358
Puxico Public Library	873	1,207	2,166	-	2,208	-	2,208	-	130	212	350	502
Rails County Library	10,065	2,522	9,533	250	26,287	4,826	31,113	2,439	2,077	325	1,750	1,250
Ray County Public Library	23,158	2,604	25,435	9,472	29,957	4,832	34,789	8,453	8,120	6,790	2,564	8,171
Reynolds County Library District	6,096	7,098	8,896	403	15,280	3,715	18,995	4,647	2,203	1,212	7,000	768
Rich Hill Memorial Library	1,232	1,044	2,600	30	7,569	-	7,569	-	-	400	-	736
Richmond Heights Memorial Library	9,286	3,328	168,498	26,700	96,182	27,629	123,811	15,431	12,208	6,684	19,932	6,673
Riverside Regional Library	85,846	11,128	151,582	39,363	144,102	39,205	183,307	33,483	32,452	6,234	18,000	31,497
Robertson Memorial Library	4,261	1,664	8,595	156	12,851	908	13,759	-	547	510	5,490	4,120
Rock Hill Public Library	4,750	2,340	14,288	4,245	25,937	7,110	33,047	4,969	3,303	1,981	3,960	2,069

Missouri State Library FY25: PLS Circulation and Services

Library	LSA Pop.	Hours Open (per year)	Annual Library Visits	Annual Reference Transactions	Physical Circulation	Electronic Circulation	Total Circulation	ILL Provided	ILL Received	Uses of Public Internet Computers	Wi-Fi Uses	Registered Borrowers
Rolla Public Library	19,943	3,329	151,060	25,480	177,264	32,825	210,089	9,588	12,744	5,249	84,148	7,082
Rolling Hills Consolidated	41,674	8,726	164,629	2,206	285,362	83,135	368,497	2,332	2,163	14,440	9,004	21,267
Saint Charles City-County Library District	405,262	28,964	1,160,455	155,847	4,176,183	1,773,425	5,949,608	6,699	15,037	81,965	215,942	272,517
Saint Clair County Library	8,252	4,280	50,478	21,595	49,667	4,519	54,186	121	213	1,676	2,214	7,330
Saint Joseph Public Library	61,254	11,648	134,843	11,908	159,136	66,450	225,586	37,395	36,614	18,445	78,100	22,012
Saint Louis County Library	863,407	70,463	3,209,765	416,053	7,470,395	3,614,110	11,084,505	201,772	451,770	531,908	517,295	855,920
Saint Louis Public Library	301,578	36,536	1,327,989	34,243	1,537,318	1,000,150	2,537,468	441,981	246,826	197,985	8,547,917	148,887
Salem Public Library	4,608	2,080	24,939	14,352	27,850	7,622	35,472	3,422	3,634	1,518	1,680	5,328
Sarcoixie Public Library	1,406	2,756	1,200	-	523	379	902	665	556	412	50	181
Scenic Regional Library	147,730	27,109	346,881	21,996	419,673	209,601	629,274	40,051	51,997	23,237	55,521	47,564
Schuyler County Library	4,032	2,002	3,898	250	8,792	1,732	10,524	1,783	1,093	373	89	452
Scotland County Memorial Library	4,716	2,262	8,674	296	24,791	8,053	32,844	319	404	375	1,595	2,580
Sedalia Public Library	20,022	2,756	24,024	3,450	47,280	12,330	59,610	454	440	2,800	1,725	11,094
Seymour Community Library	993	2,444	11,320	106	24,157	3,574	27,731	1,758	1,894	3,558	1,044	1,568
Sikeston Public Library	14,435	2,700	24,700	200	19,515	10,057	29,572	3,699	1,160	680	7,500	7,300
Slater Public Library	1,834	780	1,200	360	2,648	114	2,762	-	-	162	10	286
Springfield-Greene County Library District	298,915	26,848	1,233,784	130,903	1,905,024	810,987	2,716,011	6,261	14,199	121,398	376,771	103,464
Steele Public Library	1,853	832	1,396	50	709	409	1,118	-	-	285	50	164
Stone County Library	31,076	6,864	35,715	6,954	35,104	16,836	51,940	8,404	6,872	2,500	250	5,833
Sullivan County Public Library	5,999	1,386	3,230	168	3,729	50	3,779	-	-	330	10	3,880
Sweet Springs Public Library	1,316	1,040	2,650	7	3,631	1,121	4,752	-	-	218	10	298
Texas County Library	24,487	8,372	37,700	852	53,969	18,817	72,786	7,221	7,923	8,468	23,480	7,189
Trails Regional Library	82,736	18,720	87,980	54,362	175,766	73,311	249,077	1,151	417	13,518	17,022	22,104
University City Public Library	35,065	3,582	77,639	13,625	214,980	74,169	289,149	34,841	18,045	15,909	55,735	26,169
Vatley Park Community Library	3,140	1,924	7,696	45	6,883	2,042	8,925	2,755	1,600	223	750	1,090
Washington County Library	23,514	2,776	38,598	5,000	36,557	5,851	42,408	102	152	5,100	4,944	21,098
Washington Public Library	8,771	3,520	116,578	3,485	119,566	-	119,566	17,172	16,937	5,324	42,281	7,970
Webb City Public Library	13,031	2,856	32,038	300	34,451	11,152	45,603	2,690	3,830	3,010	10,088	4,993
Webster County Library	38,092	4,836	73,072	2,496	117,839	36,157	153,996	13,147	16,058	5,156	1,005	11,725
Webster Groves Public Library	24,010	3,432	114,750	355	192,315	72,435	264,750	22,179	24,874	5,247	785	11,624
Wellsville Public Library	998	1,222	1,149	141	1,546	-	1,546	112	49	29	7	699
West Plains Public Library	12,184	2,548	58,304	7,800	121,006	9,918	130,924	13,496	6,853	6,322	25,550	5,397
Willow Springs Public Library	2,164	1,750	6,450	1,700	10,750	1,734	12,484	2,212	2,515	854	13,784	1,028
Worth County Library	1,973	1,040	790	6	5,966	1,196	7,162	-	29	76	7	330
Wright County Library	18,188	5,200	28,618	841	42,922	8,297	51,219	4,577	3,032	2,732	1,071	4,791

**Missouri State Library FY25 PLS: Circulation and Services**

Missouri (N=150)	LSA Pop.	Hours Open (per year)	Annual Library Visits	Annual Reference Transactions	Physical Circulation	Electronic Circulation	Total Circulation	ILL Provided	ILL Received	Uses of Public Internet Computers	Wi-Fi Uses	Registered Borrowers
Average	37,792	5,954	118,264	13,874	210,841	124,558	335,399	9,234	9,612	13,793	87,929	22,579
Median	8,611	2,575	23,108	1,026	26,088	7,976	35,131	1,956	1,312	2,313	2,496	4,925
Total	5,668,852	893,036	17,739,552	2,081,127	31,626,121	18,683,658	50,309,779	1,375,817	1,432,134	2,068,927	13,101,397	3,386,800

75,000+ (N=14)	LSA Pop.	Hours Open (per year)	Annual Library Visits	Annual Reference Transactions	Physical Circulation	Electronic Circulation	Total Circulation	ILL Provided	ILL Received	Uses of Public Internet Computers	Wi-Fi Uses	Registered Borrowers
Average	278,909	30,604	918,704	92,447	1,770,575	1,189,379	2,959,954	57,452	64,921	112,249	782,370	178,658
Median	185,785	22,784	418,137	46,863	663,524	510,294	1,577,125	9,275	19,972	39,186	109,106	71,557
Total	3,904,732	428,454	12,861,860	1,294,259	24,788,047	16,651,308	41,439,355	804,330	908,896	1,571,485	10,953,183	2,501,217

30,000 - 74,999 (N=17)	LSA Pop.	Hours Open (per year)	Annual Library Visits	Annual Reference Transactions	Physical Circulation	Electronic Circulation	Total Circulation	ILL Provided	ILL Received	Uses of Public Internet Computers	Wi-Fi Uses	Registered Borrowers
Average	43,996	7,216	109,525	24,494	165,047	50,718	215,765	13,944	13,605	10,346	86,109	18,278
Median	41,674	6,864	93,357	6,954	149,314	43,280	205,455	9,402	11,519	9,683	19,524	14,788
Total	747,940	122,677	1,861,918	416,396	2,805,798	862,214	3,668,012	223,100	217,678	175,890	1,463,851	310,732

15,000-29,999 (N=23)	LSA Pop.	Hours Open (per year)	Annual Library Visits	Annual Reference Transactions	Physical Circulation	Electronic Circulation	Total Circulation	ILL Provided	ILL Received	Uses of Public Internet Computers	Wi-Fi Uses	Registered Borrowers
Average	21,376	4,709	56,694	8,181	83,741	23,908	107,649	6,384	5,830	6,860	11,984	10,814
Median	21,563	3,432	37,700	3,450	47,937	16,785	64,722	4,100	1,506	5,201	4,552	8,571
Total	491,657	108,302	1,303,957	188,172	1,926,042	549,878	2,475,920	146,829	134,084	157,790	275,641	248,729

9,500-14,999 (N=17)	LSA Pop.	Hours Open (per year)	Annual Library Visits	Annual Reference Transactions	Physical Circulation	Electronic Circulation	Total Circulation	ILL Provided	ILL Received	Uses of Public Internet Computers	Wi-Fi Uses	Registered Borrowers
Average	12,017	3,121	37,061	3,269	41,859	12,229	54,088	4,796	3,658	3,068	9,665	5,372
Median	12,184	2,700	24,700	650	31,193	9,952	33,907	3,699	2,077	2,340	7,500	5,397
Total	204,290	53,053	630,036	55,579	711,610	207,888	919,498	81,535	62,189	52,162	164,303	91,324

6,000-9,499 (N=19)	LSA Pop.	Hours Open (per year)	Annual Library Visits	Annual Reference Transactions	Physical Circulation	Electronic Circulation	Total Circulation	ILL Provided	ILL Received	Uses of Public Internet Computers	Wi-Fi Uses	Registered Borrowers
Average	7,911	3,045	35,099	4,283	37,947	9,080	47,027	3,797	3,844	2,290	6,189	5,256
Median	8,252	2,548	22,301	1,376	23,771	6,733	34,711	2,954	2,203	1,407	2,214	4,319
Total	150,300	57,848	666,885	81,386	720,992	172,528	893,520	72,145	73,036	43,508	117,594	99,871

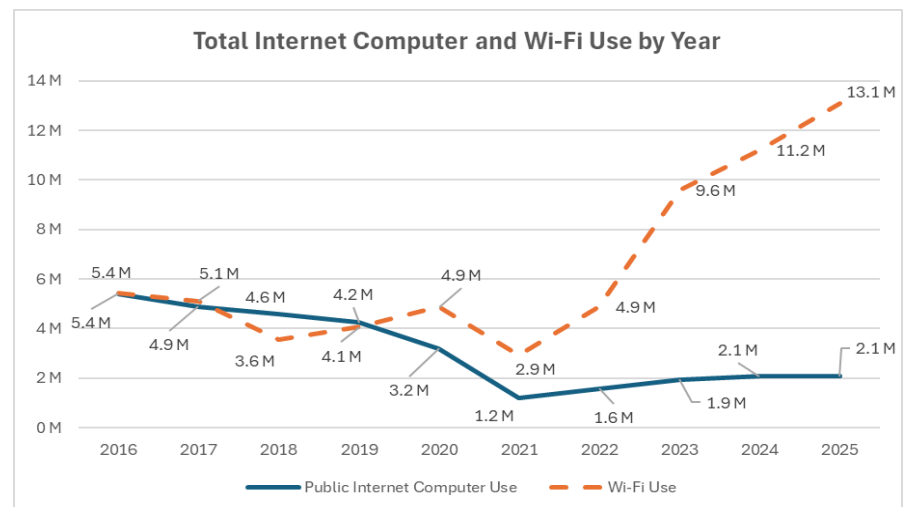
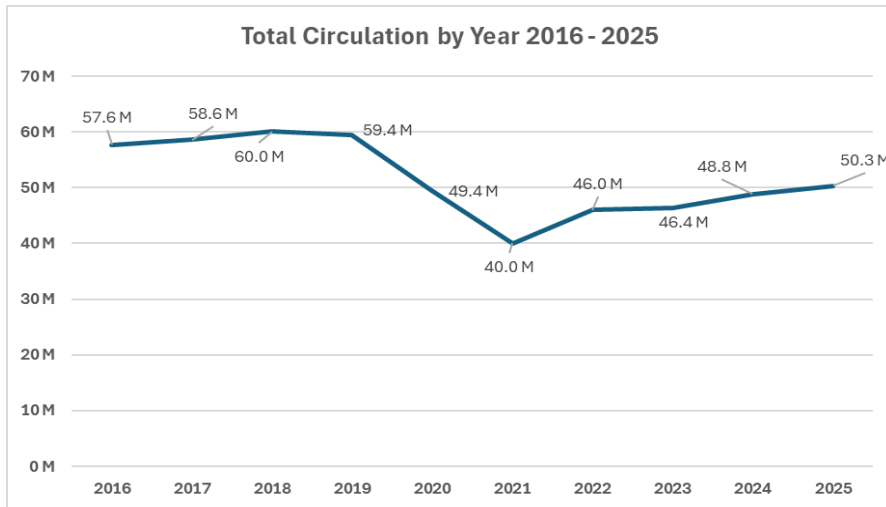
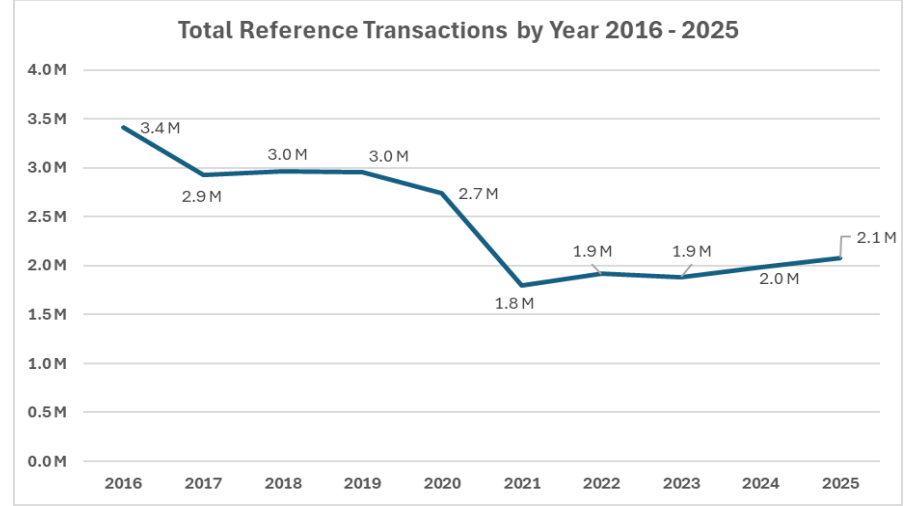
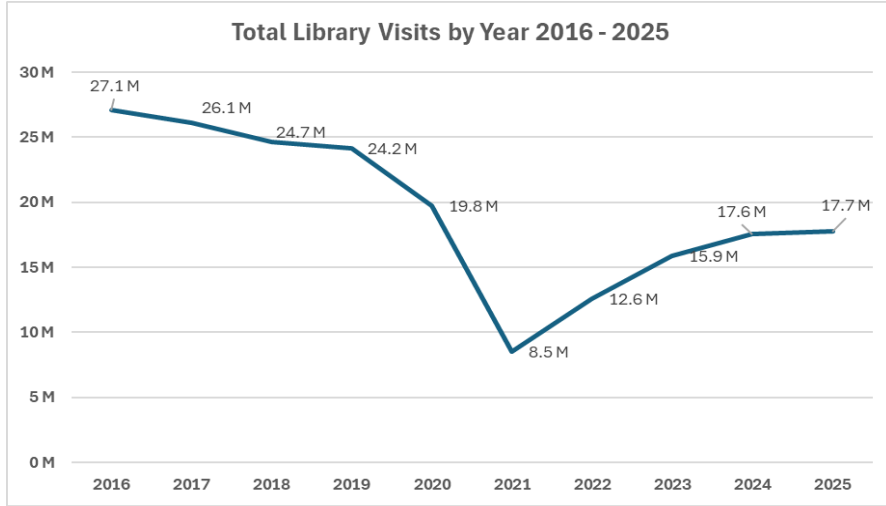
3,000-5,999 (N=24)	LSA Pop.	Hours Open (per year)	Annual Library Visits	Annual Reference Transactions	Physical Circulation	Electronic Circulation	Total Circulation	ILL Provided	ILL Received	Uses of Public Internet Computers	Wi-Fi Uses	Registered Borrowers
Average	4,410	2,412	16,855	2,411	21,755	8,645	30,400	2,040	1,376	2,244	4,104	3,994
Median	4,480	2,249	11,257	681	19,970	3,562	23,354	573	542	1,296	1,595	3,603
Total	105,837	57,898	404,519	57,863	522,131	207,480	729,611	48,951	33,031	53,856	94,393	95,845

Missouri State Library FY25 PLS: Circulation and Services

1,500-2,999 (N=20)	LSA Pop.	Hours Open (per year)	Annual Library Visits	Annual Reference Transactions	Physical Circulation	Electronic Circulation	Total Circulation	ILL Provided	ILL Received	Uses of Public Internet Computers	Wi-Fi Uses	Registered Borrowers
Average	2,132	1,807	6,253	587	8,086	2,265	10,351	587	570	650	2,291	1,464
Median	1,935	1,795	4,570	337	7,990	1,863	11,206	-	50	371	509	1,141
Total	42,642	36,149	125,059	11,737	161,719	45,303	207,022	11,749	11,395	12,991	45,820	29,281

Under 1,499 (N=15)	LSA Pop.	Hours Open (per year)	Annual Library Visits	Annual Reference Transactions	Physical Circulation	Electronic Circulation	Total Circulation	ILL Provided	ILL Received	Uses of Public Internet Computers	Wi-Fi Uses	Registered Borrowers
Average	994	1,489	2,476	113	4,197	669	4,866	163	252	454	177	708
Median	1,001	1,248	1,752	35	2,080	-	2,439	-	-	168	26	568
Total	15,911	23,820	39,620	1,805	67,148	10,704	77,852	2,609	4,033	7,257	2,836	11,332

**Missouri State Library FY25: PLS Circulation and Services**



Missouri State Library FY25: PLS Circulation and Services

