

Library	LSA Pop.	Assessed Valuation	Voted Tax Rate	Collected Tax Rate	Local Income Tax	Other Local Income	State Income	LSTA/ Federal	Total Income	Legal Basis Code
Adair County Public Library	25,607	\$302,828,964	\$0.15	\$0.15	\$378,223	\$49,175	\$18,599	\$13,292	\$459,289	LD
Adrian Community Library	1,677	\$13,972,536	\$0.20	\$0.20	\$19,211	\$6,935	\$6,908	\$0	\$33,054	LD
Advance Community Library	1,347	\$13,251,400	\$0.00	\$0.00	\$13,600	\$972	\$6,664	\$0	\$21,236	CI
Albany Carnegie Public Library	1,730	\$16,605,442	\$0.63	\$0.63	\$106,269	\$5,291	\$2,261	\$14,346	\$128,167	LD
Appleton City Library	1,127	\$8,395,850	\$0.20	\$0.20	\$14,511	\$2,551	\$6,618	\$0	\$23,680	LD
Atchison County Library	5,685	\$156,568,584	\$0.30	\$0.30	\$399,865	\$7,114	\$6,428	\$0	\$413,407	LD
Barry-Lawrence Regional Library	74,231	\$989,110,560	\$0.15	\$0.15	\$1,511,162	\$113,723	\$53,113	\$22,552	\$1,700,550	LD
Barton County Library	12,402	\$183,288,449	\$0.18	\$0.16	\$290,947	\$75,094	\$12,991	\$23,128	\$402,160	LD
Bernie Public Library	1,958	\$14,531,730	\$0.00	\$0.00	\$0	\$0	\$1,990	\$0	\$43,435	CI
Bethany Public Library	3,292	\$33,220,657	\$0.00	\$0.00	\$0	\$2,645	\$2,691	\$0	\$70,019	CI
Bloomfield Public Library	1,933	\$12,771,562	\$0.17	\$0.16	\$34,187	\$0	\$6,899	\$3,059	\$50,269	CI
Bollinger County Library	12,363	\$139,888,182	\$0.10	\$0.10	\$136,383	\$7,618	\$11,476	\$6,161	\$161,638	LD
Bonne Terre Memorial Library	6,864	\$37,719,046	\$0.00	\$0.00	\$0	\$4,381	\$4,173	\$15,213	\$185,642	CI
Boonslick Regional Library	58,748	\$894,638,505	\$0.15	\$0.14	\$1,300,388	\$77,434	\$36,882	\$0	\$1,414,704	LD
Bowling Green Public Library	5,334	\$42,843,740	\$0.20	\$0.20	\$88,459	\$7,312	\$3,627	\$0	\$99,398	LD
Brentwood Public Library	8,055	\$299,818,973	\$0.31	\$0.29	\$1,050,894	\$12,669	\$6,431	\$11,469	\$1,081,463	LD
Brookfield Public Library	4,542	\$39,515,420	\$0.38	\$0.37	\$155,754	\$7,449	\$3,626	\$2,612	\$169,441	LD
Caldwell County Library	7,232	\$136,373,360	\$0.12	\$0.12	\$152,929	\$1,045	\$5,197	\$0	\$159,171	LD
Camden County Library	44,002	\$1,683,478,983	\$0.20	\$0.10	\$1,438,417	\$35,836	\$23,981	\$34,378	\$1,532,612	LD
Cameron Public Library	9,933	\$70,832,415	\$0.25	\$0.18	\$165,578	\$9,897	\$5,593	\$11,029	\$192,097	LD
Canton Public Library	2,377	\$26,253,494	\$0.25	\$0.23	\$59,420	\$3,171	\$2,303	\$4,954	\$69,848	LD
Cape Girardeau Public Library	35,549	\$553,805,361	\$0.20	\$0.16	\$976,366	\$201,884	\$18,052	\$58,859	\$1,255,161	LD
Carnegie (Shelbina) Public Library	1,704	\$20,683,201	\$0.25	\$0.25	\$59,291	\$29,226	\$2,771	\$0	\$91,288	LD
Carrollton Public Library	3,784	\$34,233,003	\$0.35	\$0.34	\$132,240	\$52,414	\$4,122	\$23,039	\$211,815	LD
Carter County Library	6,265	\$68,867,244	\$0.20	\$0.18	\$122,033	\$1,687	\$9,597	\$52,006	\$185,323	LD
Carthage Public Library	14,378	\$121,055,840	\$0.03	\$0.18	\$660,939	\$213,632	\$8,046	\$44,789	\$927,406	LD
Caruthersville Public Library	6,168	\$43,532,986	\$0.10	\$0.10	\$293,822	\$19,195	\$4,481	\$12,276	\$329,774	LD
Cass County Public Library	99,478	\$1,638,589,481	\$0.20	\$0.15	\$2,488,211	\$79,026	\$48,095	\$7,392	\$2,622,724	LD
Cedar County Library District	13,982	\$177,902,070	\$0.10	\$0.82	\$403,336	\$19,209	\$13,386	\$7,461	\$443,392	LD
Centralia Public Library	3,784	\$50,198,980	\$0.56	\$0.55	\$306,017	\$16,174	\$3,445	\$2,720	\$328,356	LD
Chaffee Public Library	2,955	\$19,496,099	\$0.20	\$0.18	\$38,521	\$4,047	\$7,470	\$2,500	\$76,238	LD
Christian County Library	77,422	\$1,238,795,811	\$0.20	\$0.21	\$2,438,986	\$31,740	\$35,716	\$20,662	\$2,527,104	LD
Clarence Public Library	813	\$5,203,139	\$0.10	\$0.10	\$4,433	\$465	\$6,486	\$0	\$11,384	LD
Conran Memorial Library	2,939	\$21,041,985	\$0.25	\$0.21	\$39,914	\$2,977	\$2,391	\$7,615	\$52,897	LD

Missouri State Library: FY19 PLS

Library Income

Library	LSA Pop.	Assessed Valuation	Voted Tax Rate	Collected Tax Rate	Local Income Tax	Other Local Income	State Income	LSTA/ Federal	Total Income	Legal Basis Code
Crawford County Library	23,222	\$304,711,498	\$0.20	\$0.20	\$613,533	\$7,621	\$16,808	\$605	\$638,567	LD
Crystal City Public Library	4,855	\$79,916,082	\$0.20	\$0.13	\$102,400	\$6,286	\$3,564	\$0	\$118,536	LD
Dade County Library	6,960	\$113,781,549	\$0.10	\$0.09	\$102,484	\$36,626	\$8,175	\$12,420	\$159,705	LD
Dallas County Library	16,777	\$160,355,307	\$0.10	\$0.10	\$175,973	\$15,557	\$12,901	\$0	\$204,431	LD
Daniel Boone Regional Library	203,190	\$3,733,316,022	\$0.32	\$0.31	\$8,851,937	\$616,494	\$105,072	\$25,001	\$9,598,504	LD
Daviess County Library	8,433	\$137,886,393	\$0.20	\$0.18	\$241,071	\$58905	\$6,786	\$4,120	\$310,882	LD
De Soto Public Library	6,400	\$70,260,785	\$0.20	\$0.19	\$179,847	\$44,334	\$5,391	\$4,089	\$233,661	LD
Desloge Public Library	5,054	\$38,481,544	\$0.89	\$0.42	\$58,649	\$0	\$3,589	\$0	\$64,638	CI
Doniphan-Ripley County Library District	14,100	\$99,504,090	\$0.20	\$0.17	\$179,624	\$27,839	\$17,865	\$7,245	\$232,573	LD
Douglas County Public Library	13,684	\$157,079,664	\$0.10	\$0.08	\$130,171	\$981	\$13,140	\$2,132	\$146,424	LD
Dulany Memorial Library	1,618	\$16,193,075	\$0.00	\$0.00	\$24,933	\$7005	\$6,953	\$0	\$56,990	CI
Dunklin County Library	31,953	\$305,964,654	\$0.25	\$0.25	\$763,813	\$30,399	\$25,480	\$15,114	\$834,806	LD
Farmington Public Library	16,240	\$205,810,313	\$0.00	\$0.00	\$0	\$0	\$8,342	\$0	\$388,041	CI
Ferguson Municipal Public Library	21,203	\$179,438,607	\$0.40	\$0.41	\$710,376	\$60,503	\$10,466	\$17,176	\$798,521	LD
Festus Public Library	11,602	\$176,076,809	\$0.20	\$0.11	\$205,956	\$86,623	\$10,821	\$0	\$303,400	LD
Gentry County Library	5,008	\$81,180,808	\$0.30	\$0.30	\$238,150	\$15,552	\$4,698	\$15,347	\$273,747	LD
Grundy County-Jewett Norris Library	10,261	\$132,390,269	\$0.20	\$0.20	\$246,608	\$5,216	\$7,144	\$0	\$272,833	LD
Hamilton Public Library	1,809	\$16,477,251	\$0.36	\$0.30	\$46,229	\$2,541	\$2,027	\$0	\$50,797	LD
Hannibal Free Public Library	17,916	\$236,977,555	\$0.30	\$0.30	\$796,982	\$50,599	\$9,842	\$14,329	\$985,836	LD
Heartland Regional Library System	33,924	\$565,562,436	\$0.20	\$0.16	\$222,400	\$7,282	\$12,298	\$0	\$242,083	LD
Henry County Library	22,272	\$349,812,321	\$0.20	\$0.20	\$684,908	\$41,312	\$16,332	\$31,176	\$773,728	LD
Hickory County Library	9,627	\$127,010,662	\$0.20	\$0.13	\$170,029	\$4,566	\$11,082	\$1,565	\$187,242	LD
Howard County Public Library	9,077	\$117,480,012	\$0.10	\$0.10	\$113,105	\$5,000	\$8,068	\$6,501	\$132,674	LD
James Memorial Library	4,216	\$36,539,358	\$0.30	\$0.31	\$110,163	\$15,002	\$3,013	\$0	\$128,178.00	LD
Jefferson County Library	131,842	\$1,889,009,387	\$0.28	\$0.28	\$3,361,904	\$118,802	\$42,409	\$9,000	\$3,532,115	LD
Jessie E. McCully Memorial Library	1,549	\$14,220,171	\$0.15	\$0.15						CI
Joplin Public Library	48,109	\$531,627,815	\$0.25	\$0.25	\$1,671,812	\$374,041	\$31,286	\$64,564	\$2,366,703	LD
Kansas City Public Library	218,765	\$3,539,700,000	\$0.50	\$0.51	\$19,068,377	\$3,399,212	\$130,131	\$236,924	\$22,834,644	LD
Keller Public Library of Dexter	7,864	\$102,587,153	\$0.20	\$0.16	\$175,120	\$11,886	\$5,182	\$1,855	\$194,043	LD
Kirkwood Public Library	27,518	\$795,635,640	\$0.37	\$0.18	\$1,986,771	\$748,734	\$20,775	\$25,522	\$2,781,802	LD
LaPlata Public Library	1,366	\$9,791,704	\$0.20	\$0.19	\$17,323	\$8,680	\$6,774	\$0	\$32,777	LD
Lebanon-Laclede County Library	35,571	\$441,689,004	\$0.20	\$0.14	\$657,647	\$80005	\$22,644	\$8,088	\$768,384	LD
Lewis Library of Glasgow	1,103	\$12,449,562	\$0.25	\$0.25	\$88,239	\$17,075	\$2,090	\$0	\$107,404	LD
Lilbourn Memorial Library	1,010	\$7,971,503	\$0.20	\$0.18	\$11,416	\$0	\$6,571	\$0	\$17,987	LD

Library	LSA Pop.	Assessed Valuation	Voted Tax Rate	Collected Tax Rate	Local Income Tax	Other Local Income	State Income	LSTA/ Federal	Total Income	Legal Basis Code
Little Dixie Regional Libraries	32334	\$614,615,138	\$0.25	\$0.24	\$1,177,406	\$82,369	\$17,438	\$23,255	\$1,300,468	LD
Livingston County Library	15,195	\$185,078,175	\$0.27	\$0.27	\$488,403	\$248,000	\$11,736	\$1,831	\$749,970	LD
Lockwood Public Library	923	\$7,946,955	\$0.25	\$0.20	\$13,893	\$2,824	\$1,591	\$16,447	\$55,152	LD
Louisiana Public Library	3,364	\$36,035,821	\$0.10	\$0.10	\$61,660	\$0	\$7,568	\$0	\$69,228	LD
Macon Public Library	5,471	\$69,418,526	\$0.25	\$0.24	\$175,830	\$35,163	\$3,771	\$0	\$214,764	LD
Maplewood Public Library	8,046	\$183,422,671	\$0.27	\$0.25	\$519,814	\$15,080	\$5,834	\$0	\$540,728	LD
Marceline Carnegie Library	2,233	\$23,343,597	\$0.21	\$0.21	\$50,850	\$7,286	\$2,216	\$9,660	\$70,012	LD
Marion County Library District	6,732	\$169,740,028	\$0.15	\$0.15	\$258,854	\$8,798	\$5,521	\$0	\$273,173	LD
Marshall Public Library	13,065	\$137,132,373	\$0.20	\$0.17	\$257,946	\$17,261	\$12,001	\$6,171	\$293,379	LD
Maryville Public Library	11,972	\$131,470,094	\$0.28	\$0.29	\$407,864	\$36,708	\$6,629	\$5,553	\$456,754	LD
McDonald County Library	23,083	\$263,015,143	\$0.10	\$0.10	\$296,536	\$24,122	\$16,759	\$29,257	\$366,674	LD
Mercer County Library	3,785	\$81,925,346	\$0.20	\$0.18	\$138,948	\$2,392	\$3,803	\$0	\$145,143	LD
Mexico-Audrain County Library District	25,529	\$398,281,434	\$0.25	\$0.22	\$886,176	\$24,720	\$19,390	\$0	\$930,286	LD
Mid-Continent Public Library	762,446	\$13,801,700,536	\$0.40	\$0.40	\$57,964,082	\$4,614,315	\$336,729	\$453,374	\$63,368,500	LD
Mississippi County Library District	14,358	\$166,562,557	\$0.25	\$0.21	\$353,903	\$16,574	\$14,342	\$6,852	\$391,671	LD
Missouri River Regional Library	89,868	\$1,632,913,851	\$0.20	\$0.20	\$2,811,647	\$162,924	\$40,424	\$0	\$3,014,995	LD
Moniteau County Library	12,345	\$197,708,194	\$0.12	\$0.12	\$33,426	\$95,144	\$7,516	\$7,777	\$143,863	LD
Monroe City Public Library	2,456	\$26,051,951	\$0.20	\$0.20	\$57,730	\$3,798	\$7,216	\$0	\$68,898	LD
Montgomery City Public Library	2,834	\$41,176,101	\$0.40	\$0.40	\$167,095	\$12,276	\$2,870	\$5,654	\$187,895	LD
Morgan County Library	20,565	\$520,035,194	\$0.10	\$0.08	\$395,501	\$178,783	\$14,420	\$9,807	\$598,511	LD
Mound City Public Library	1,159	\$13,236,798	\$0.41	\$0.41	\$55,905	\$0	\$6,805	\$10,550	\$73,260	LD
Mountain View Public Library	2,719	\$25,280,716	\$0.00	\$0.00	\$162,328	\$5,100	\$2,530	\$2,500	\$172,458	CI
Neosho Newton County Library	53,960	\$769,228,765	\$0.10	\$0.10	\$777,973	\$28,520	\$24,516	\$24,664	\$855,673	LD
Nevada Public Library	8386	\$94,773,224	\$0.20	\$0.20	\$212,201	\$58,441	\$5,193	\$127	\$275,962	LD
New Madrid County Library	17,256	\$393,039,522	\$0.15	\$0.14	\$521,694	\$14,865	\$16,328	\$0	\$552,887	LD
Norborne Public Library	708	\$8,167,850	\$0.15	\$0.14	\$9,529	\$265	\$1,535	\$0	\$11,329	LD
North Kansas City Public Library	4,208	\$264,461,921	\$0.32	\$0.30	\$987,769	\$47,146	\$6,285	\$17,166	\$1,058,366	LD
Northeast Missouri Library Service	19104	\$319,444,324	\$0.24	\$0.24	\$44,437	\$8,078	\$5,853	\$220	\$58,588	LD
Oregon County Library District	10,881	\$105,449,332	\$0.20	\$0.19	\$208,217	\$22,440	\$15,776	\$11,751	\$258,184	LD
Oregon Public Library	857	\$7,593,636	\$0.40	\$0.39	\$30,222	\$0	\$1,608	\$0	\$31,830	LD
Ozark Regional Library	22,856	\$322,617,112	\$0.21	\$0.21	\$430,057	\$32,657	\$12,675	\$24,658	\$500,047	LD
Park Hills Public Library	8,759	\$56,349,230	\$0.91	\$0.00	\$0	\$2,915	\$5,907	\$138	\$173,462	CI
Piedmont Public Library	1,977	\$17,027,824	\$0.15	\$0.10	\$90,415	\$0	\$2,146	\$0	\$92,561	LD
Polk County Library	31,137	\$300,243,747	\$0.24	\$0.24	\$770,300	\$36,375	\$20,928	\$22,542	\$850,145	LD

Library	LSA Pop.	Assessed Valuation	Voted Tax Rate	Collected Tax Rate	Local Income Tax	Other Local Income	State Income	LSTA/ Federal	Total Income	Legal Basis Code
Poplar Bluff Public Library	17,023	\$253,431,328	\$0.20	\$0.15	\$1,247,372	\$71,991	\$9,755	\$2,147	\$1,331,265	LD
Price James Memorial Library	3262	\$25,757,390	\$0.24	\$0.24	\$10,346	\$10,312	\$2,995	\$0	\$23,653	LD
Pulaski County Library	50,781	\$473,238,268	\$0.20	\$0.14	\$677,548	\$27114	\$23,373	\$5,123	\$733,158	LD
Putnam County Public Library	4,979	\$93,100,516	\$0.20	\$0.20	\$163,546	\$7,301	\$5,930	\$100	\$176,877	LD
Puxico Public Library	881	\$7,394,684	\$0.28	\$0.00	\$20,945	\$2,800	\$1,544	\$0	\$25,289	CI
Ralls County Library	9,826	\$206,048,501	\$0.13	\$0.10	\$207,068	\$409	\$7,020	\$0	\$214,497	LD
Ray County Public Library	23,494	\$340,033,835	\$0.21	\$0.20	\$702,364	\$81,823	\$11,561	\$0	\$795,748	LD
Reynolds County Library District	6,696	\$175,635,192	\$0.20	\$0.12	\$154,040	\$8,628	\$8,407	\$7,088	\$178,163	LD
Rich Hill Memorial Library	1,396	\$7,024,630	\$0.24	\$0.24	\$13,953	\$2,477	\$1,820	\$0	\$18,250	LD
Richmond Heights Memorial Library	8,603	\$340,522,876	\$0.25	\$0.19	\$735,621	\$19,117	\$6,737	\$10,450	\$771,925	LD
Riverside Regional Library	81,379	\$1,356,757,921	\$0.10	\$0.07	\$600,680	\$29,971	\$23,343	\$25,918	\$679,912	LD
Robertson Memorial Library	4,494	\$33,292,031	\$0.19	\$0.19	\$71,662	\$2,325	\$3,062	\$0	\$77,049	LD
Rock Hill Public Library	4,635	\$112,138,397	\$0.36	\$0.27	\$339,905	\$3,490	\$3,656	\$1,343	\$348,394	LD
Rolla Public Library	19,559	\$212,111,754	\$0.31	\$0.19	\$406,698	\$60,788	\$22,213	\$0	\$489,699	LD
Rolling Hills Consolidated	41,428	\$851,820,173	\$0.31	\$0.31	\$2,810,770	\$324,535	\$23,747	\$12,934	\$3,171,986	LD
Saint Charles City-County Library District	360,485	\$8,620,213,993	\$0.26	\$0.21	\$18,901,129	\$1,068,458	\$183,984	\$43,561	\$20,197,132	LD
Saint Clair County Library	8,678	\$107,413,478	\$0.20	\$0.19	\$214,090	\$18,641	\$11,475	\$18,566	\$262,772	LD
Saint Joseph Public Library	65,064	\$699,569,215	\$0.42	\$0.41	\$3,273,468	\$57,927	\$33,777	\$42,354	\$3,407,526	LD
Saint Louis County Library	859,148	\$21,237,137,184	\$0.26	\$0.23	\$53,574,654	\$1,652,268	\$901,237	\$177,725	\$56,305,884	LD
Saint Louis Public Library	319,294	\$4,286,942,314	\$0.56	\$0.56	\$25,537,387	\$1,145,671	\$195,587	\$8,800	\$26,887,445	LD
Salem Public Library	4,950	\$48,069,732	\$0.30	\$0.30	\$143,914	\$50,793	\$3,588	\$1,101	\$199,396	LD
Sarcozie Public Library	1,330	\$10,098,518	\$0.00	\$0.00	\$0	\$2,051	\$1,785	\$2,401	\$65,536	CI
Scenic Regional Library	141,988	\$2,643,444,798	\$0.20	\$0.20	\$5,381,327	\$80,749	\$82,295	\$39,048	\$5,583,419	LD
Schuyler County Library	4,431	\$50,397,122	\$0.15	\$0.15	\$78,488	\$840	\$6,025	\$0	\$87,319	LD
Scotland County Memorial Library	4,843	\$78,337,543	\$0.19	\$0.19	\$133,283	\$17,603	\$4,963	\$0	\$155,849	LD
Sedalia Public Library	20,110	\$189,312,814	\$0.32	\$0.31	\$683,433	\$26,190	\$10,327	\$230	\$720,180	LD
Seymour Community Library	950	\$7,598,327	\$0.13	\$0.06	\$40,236	\$18,390	\$6,694	\$0	\$65,320	LD
Sikeston Public Library	14,643	\$121,492,750	\$0.20	\$0.20	\$292,276	\$73,073	\$7,330	\$7,536	\$380,215	LD
Slater Public Library	1,856	\$14,654,542	\$0.25	\$0.24	\$34,046	\$3,000	\$1,970	\$0	\$39,016	LD
Springfield-Greene County Library District	275,174	\$4,997,756,754	\$0.25	\$0.25	\$13,342,505	\$1,319,393	\$157,369	\$162,951	\$15,014,462	LD
Steele Public Library	2,172	\$12,370,329	\$0.20	\$0.18	\$21,615	\$1,000	\$7,016	\$0	\$29,631	LD
Stone County Library	32,202	\$629,655,770	\$0.10	\$0.10	\$639,155	\$6,863	\$16,727	\$270	\$663,015	LD
Sullivan County Public Library	6,714	\$88,415,635	\$0.10	\$0.10	\$90,286	\$9,018	\$5,550	\$0	\$104,854	LD
Sweet Springs Public Library	1,484	\$13,624,674	\$0.18	\$0.17	\$20,845	\$504	\$1,785	\$0	\$23,134	LD

Library	LSA Pop.	Assessed Valuation	Voted Tax Rate	Collected Tax Rate	Local Income Tax	Other Local Income	State Income	LSTA/ Federal	Total Income	Legal Basis Code
Texas County Library	26,008	\$231,255,155	\$0.10	\$0.10	\$266,539	\$31,857	\$24,709	\$26,234	\$349,339	LD
Trails Regional Library	81,482	\$1,090,379,636	\$0.30	\$0.26	\$2,907,672	\$41,720	\$46,039	\$0	\$2,995,431	LD
University City Public Library	35,371	\$657,081,544	\$0.25	\$0.25	\$1,591,368	\$189,442	\$21,750	\$55,443	\$1,877,884	LD
Valley Park Community Library	3,380	\$56,310,783	\$0.17	\$0.17	\$80,305	\$397	\$7,649	\$0	\$88,351	LD
Washington County Library	25,195	\$257,415,471	\$0.20	\$0.19	\$443,879	\$2,263	\$18,973	\$0	\$465,115	LD
Washington Public Library	8,713	\$133,341,428	\$0.10	\$0.10	\$163,675	\$141,506	\$5,716	\$0	\$635,897	LD
Webb City Public Library	10,996	\$105,747,312	\$0.29	\$0.26	\$297,862	\$24,385	\$7,888	\$0	\$330,135	LD
Webster County Library	35,252	\$413,168,641	\$0.20	\$0.11	\$495,651	\$33,345	\$21,648	\$0	\$550,644	LD
Webster Groves Public Library	22,995	\$581,382,234	\$0.18	\$0.14	\$1,519,949	\$57,669	\$12,530	\$0	\$1,590,148	LD
Wellsville Public Library	1,217	\$8,379,955	\$0.25	\$0.22	\$18,748	\$13,830	\$1,782	\$0	\$34,360	LD
West Plains Public Library	11,986	\$156,651,776	\$0.20	\$0.20	\$400,680	\$56,652	\$7,562	\$0	\$639,894	LD
Willow Springs Public Library	2,184	\$19,118,537	\$0.25	\$0.17	\$11,947	\$4,261	\$1,037	\$0	\$49,745	LD
Winona Public Library	1,335	\$7,981,492	\$0.00	\$0.00	\$0	\$211	\$847	\$0	\$16,735	CI
Worth County Library	2,171	\$32,814,999	\$0.10	\$0.10	\$32,162	\$1,450	\$2,659	\$0	\$36,271	LD
Wright County Library	18,815	\$187,185,393	0	0	\$299,629	\$16,984	\$18,428	\$10,208	\$345,249	LD

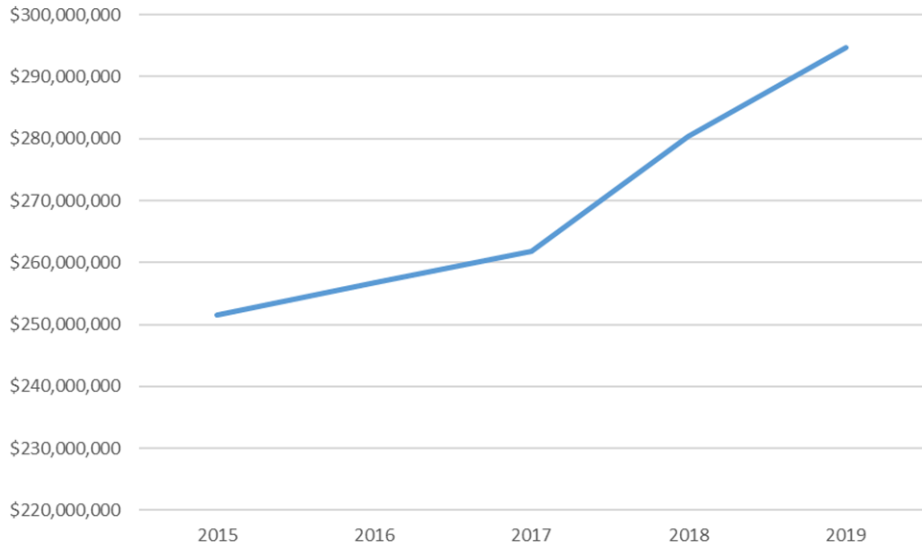
\*Jessie E. Mcully Memorial Library did not respond.

Regional libraries often have multiple tax rates. Only one rate is shown.

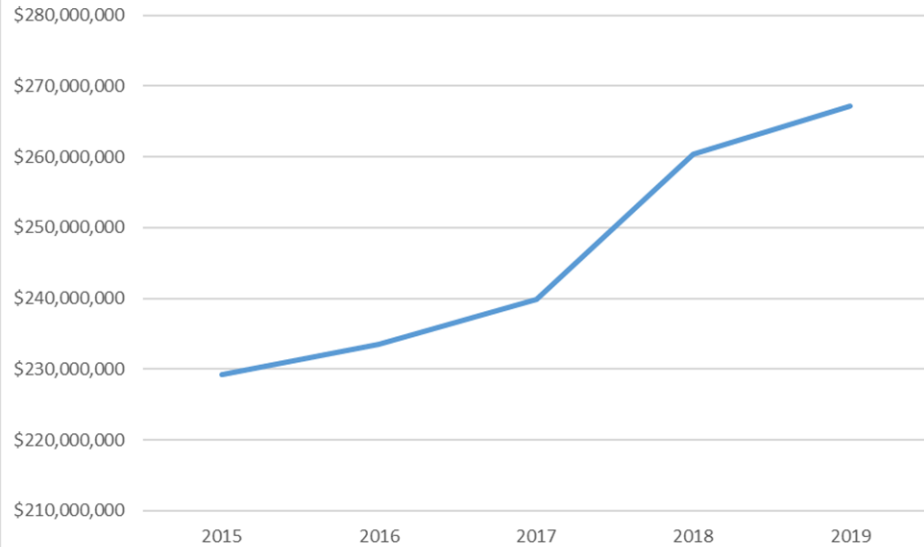
Population Group	LSA Pop.	Assessed Valuation	Voted Tax Rate	Collected Tax Rate	Local Income Tax	Other Local Income	State Income	LSTA/ Federal	Total Income	Legal Basis Code
<b>Missouri (N=151)</b>										
Average	36195	\$646,117,332	\$0.22	\$0.20	\$1,769,547	\$131,157	\$24,333	\$15,038	\$1,964,565	
Median	8713	\$131,470,094	\$0.20	\$0.19	\$207,068.00	\$16,374	\$7,400	\$2,140	\$267,803	
Total	5465381	\$97,563,717,085			\$267,201,588	\$19,673,490	\$3,649,951	\$2,255,770	\$294,684,782	
<b>75,000+ (N=14)</b>										
Average	264426	\$4,955,934,999	\$0.29	\$0.27	\$15,516,464	\$1,025,767	\$166,316	\$86,454	\$16,797,305	
Median	172589	\$2,743,470,585	\$0.26	\$0.24	\$7,116,632	\$389,709	\$93,684	\$25,460	\$7,590,962	
Total	3701961	\$69,383,089,985			\$217,230,498	\$14,360,743	\$2,328,430	\$1,210,356	\$235,162,271	
<b>30,000-74,999 (N=17)</b>										
Average	43507	\$637,156,946	\$0.22	\$0.19	\$1,220,920	\$100,417	\$25,155	\$22,949	\$1,383,853	
Median	35571	\$553,805,361	\$0.20	\$0.16	\$976,366	\$57,927	\$23,373	\$22,542	\$1,255,161	
Total	739616	\$10,831,668,084			\$20,755,644	\$1,707,094	\$427,640	\$390,140	\$23,525,502	
<b>15,000-29,999 (N=23)</b>										
Average	21197	\$294,388,814	\$0.21	\$0.18	\$607,801	\$80,621	\$14,771	\$8,987	\$733,649	
Median	21203	\$253,431,328	\$0.20	\$0.19	\$488,403	\$32,657	\$14,420	\$1,831	\$598,511	
Total	487542	\$6,770,942,733			\$13,979,433	\$1,854,291	\$339,722	\$206,692	\$16,873,921	
<b>9,500-14,999 (N=19)</b>										
Average	12232	\$142,804,807	\$0.18	\$0.20	\$265,727	\$41,754	\$10,400	\$7,850	\$335,671	
Median	12345	\$137,132,373	\$0.20	\$0.18	\$246,608	\$22,440	\$10,821	\$6,171	\$293,379	
Total	232404	\$2,713,291,339			\$5,048,813	\$793,321	\$197,608	\$149,150	\$6,377,757	
<b>6,000-9,499 (N=19)</b>										
Average	7613	\$130,416,909	\$0.21	\$0.18	\$251,573	\$25,151	\$6,517	\$8,227	\$325,751	
Median	7864	\$113,781,549	\$0.20	\$0.16	\$175,120	\$12,669	\$5,834	\$4,120	\$233,661	
Total	144645	\$2,477,921,263			\$4,779,886	\$477,872	\$123,821	\$156,318	\$6,189,274	

Population Group	LSA Pop.	Assessed Valuation	Voted Tax Rate	Collected Tax Rate	Local Income Tax	Other Local Income	State Income	LSTA/ Federal	Total Income	Legal Basis Code
<b>3,000-5,999 (N=22)</b>										
<b>Average</b>	4425	\$70,088,332	\$0.28	\$0.25	\$180,789	\$13,987	\$4,459	\$2,883	\$205,542	
<b>Median</b>	4518	\$50,298,051	\$0.25	\$0.24	\$132,762	\$7,307	\$3,714	\$0	\$150,496	
<b>Total</b>	97356	\$1,541,943,304			\$3,977,353	\$307,710	\$98,098	\$63,428	\$4,521,924	
<b>1,500-2,999 (N=20)</b>										
<b>Average</b>	2143	\$20,204,257	\$0.21	\$0.20	\$52,808	\$5,230	\$3,770	\$2,647	\$73,656	
<b>Median</b>	2074	\$18,073,181	\$0.20	\$0.19	\$39,218	\$3,798	\$2,530	\$0	\$56,990	
<b>Total</b>	42851	\$404,085,142			\$1,056,163	\$99,364	\$71,633	\$50,288	\$1,399,470	
<b>Under 1,499 (N=17)</b>										
<b>Average</b>	1118	\$9,182,981	\$0.19	\$0.16	\$21,988	\$4,300	\$3,706	\$1,729	\$37,333	
<b>Median</b>	1127	\$8,167,850	\$0.20	\$0.18	\$14,511	\$2,051	\$1,820	\$0	\$25,289	
<b>Total</b>	19006	\$156,110,677			\$373,798	\$73,095	\$62,999	\$29,398	\$634,663	

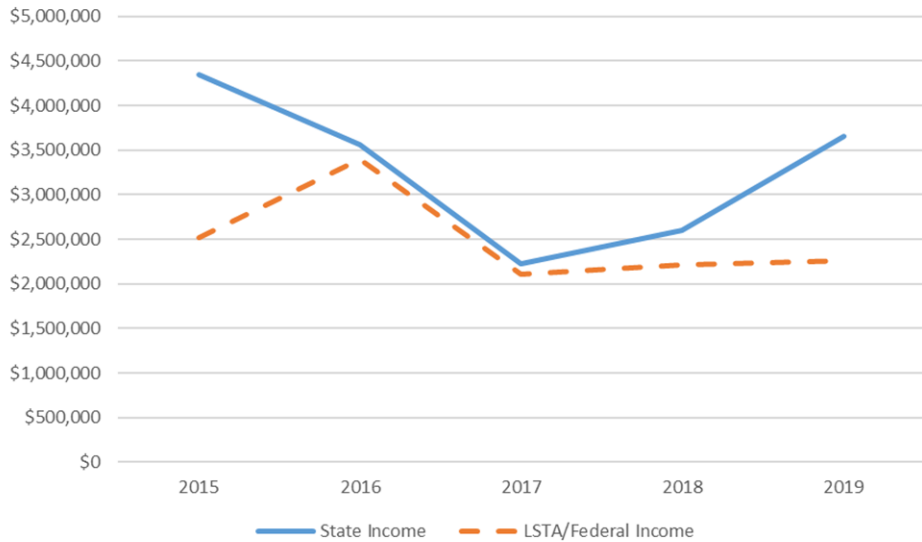
Total All Income by Year



Total Local Tax Income by Year



Total State and LSTA Income by Year



Total Other Local Income by Year

