

Library	LSA Pop.	Visits per LSA Pop.	Visits per Reg. Borrower	Circ. Per Reg. Borrower	Turnover Rate	Ref		LSA pop. Per FTE	
						Questions per Reg. Borrower	Visits per Hour Open		
Adair County Public Library	25,607	3.63	11.62	24.31	1.76	4.44	38.91	81.42	3,532.00
Adrian Community Library	1,677	2.98	1.75	1.83	0.09	0.60	3.01	3.13	N/A
Advance Community Library	1,347	1.07	0.93	1.02	0.04	0.01	1.45	1.60	2,694.00
Albany Carnegie Public Library	1,730	3.25	2.25	5.39	0.14	0.16	2.57	6.16	786.36
Appleton City Library	1,127	1.25	3.08	8.58	0.21	0.26	1.29	3.58	1,587.32
Atchison County Library	5,685	3.75	5.76	9.66	0.60	0.22	4.10	6.87	1,207.01
Barry-Lawrence Regional Library	74,231	2.96	8.45	15.75	1.32	4.28	10.74	20.03	2,365.55
Barton County Library	12,402	3.32	3.93	5.02	0.52	0.58	7.97	10.20	1,845.54
Bernie Public Library	1,958	1.66	3.97	2.04	0.09	0.12	1.56	0.80	1,958.00
Bethany Public Library	3,292	3.27	2.49	4.20	0.21	0.00	7.96	13.43	1,760.43
Bloomfield Public Library	1,933	2.87	3.47	10.10	0.31	0.33	2.67	7.78	1,840.95
Bollinger County Library	12,363	0.99	2.22	3.59	0.25	0.78	7.13	11.51	6,181.50
Bonne Terre Memorial Library	6,864	1.63	2.57	5.24	0.29	0.21	4.80	9.79	1,724.62
Boonslick Regional Library	58,748	7.83	14.82	12.33	1.28	1.39	47.84	39.80	2,962.58
Bowling Green Public Library	5,334	3.44	8.87	20.45	0.39	2.33	8.20	18.91	3,048.00
Brentwood Public Library	8,055	8.42	19.23	40.39	0.92	1.53	19.17	40.28	1,038.02
Brookfield Public Library	4,542	5.45	8.86	10.85	0.38	0.72	10.34	12.66	1,539.66
Caldwell County Library	7,232	0.77	7.71	15.03	0.11	0.03	2.52	4.91	5,165.71
Camden County Library	44,002	4.31	7.31	8.20	1.14	5.65	14.60	16.39	1,698.92
Cameron Public Library	9,933	3.66	7.20	8.91	0.39	0.10	14.91	18.46	2,540.41
Canton Public Library	2,377	4.06	4.88	3.73	0.10	0.23	4.64	3.54	1,697.86
Cape Girardeau Public Library	35,549	3.62	15.61	27.46	1.11	2.52	36.35	63.92	1,744.31
Carnegie (Shelbina) Public Library	1,704	6.31	3.78	4.22	0.10	0.27	5.44	6.07	668.24
Carrollton Public Library	3,784	11.07	8.37	13.80	0.56	2.16	15.20	25.06	938.96
Carter County Library	6,265	4.80	7.65	10.98	0.59	0.08	6.96	9.99	1,657.41
Carthage Public Library	14,378	7.33	6.22	5.96	0.68	0.34	36.20	34.69	1,054.88
Caruthersville Public Library	6,168	5.79	7.47	7.69	0.31	1.59	14.00	14.41	1,326.45
Cass County Public Library	99,478	1.87	3.70	9.91	1.56	0.22	11.45	30.71	2,984.64

Library	LSA Pop.	Ref							LSA pop. Per FTE
		Visits per LSA Pop.	Visits per Reg. Borrower	Circ. Per Reg. Borrower	Turnover Rate	Questions per Reg. Borrower	Visits per Hour Open	Circ. Per Hour Open	
Cedar County Library District	13,982	2.72	5.18	5.34	0.33	0.81	7.26	7.49	2,741.57
Centralia Public Library	3,784	11.41	8.44	8.73	0.55	1.07	14.56	15.06	1,136.34
Chaffee Public Library	2,955	2.45	2.95	4.53	0.76	1.20	3.66	5.61	2,308.59
Christian County Library	77,422	1.76	2.70	10.12	1.87	0.12	17.42	65.41	1,940.40
Clarence Public Library	813	0.40	1.26	3.08	0.14	0.00	0.16	0.40	4,516.67
Conran Memorial Library	2,939	1.77	4.85	2.29	0.04	0.39	3.40	1.61	2,998.98
Crawford County Library	23,222	0.47	2.01	5.34	0.22	0.57	1.53	4.08	3,668.56
Crystal City Public Library	4,855	2.21	6.04	7.44	0.17	0.03	4.48	5.52	3,419.01
Dade County Library	6,960	2.48	4.91	7.44	0.40	0.65	7.13	10.82	2,961.70
Dallas County Library	16,777	1.61	5.98	12.60	0.50	0.04	10.12	21.31	5,629.87
Daniel Boone Regional Library	203,190	3.52	6.37	22.11	3.39	1.93	66.62	231.07	1,573.90
Daviess County Library	8,433	1.98	2.89	7.21	0.47	0.67	6.06	15.13	1,703.64
De Soto Public Library	6,400	10.10	22.85	18.50	0.44	1.95	26.45	21.42	1,247.56
Desloge Public Library	5,054	1.05	1.08	1.77	0.14	0.04	2.93	4.80	5,054.00
Doniphan-Ripley County Library District	14,100	2.17	3.35	6.24	0.41	0.04	6.54	12.20	3,256.35
Douglas County Public Library	13,684	1.42	3.41	4.69	0.28	0.05	8.67	11.92	6,394.39
Dulany Memorial Library	1,618	3.20	2.83	7.06	0.12	0.32	3.32	8.28	1,838.64
Dunklin County Library	31,953	2.82	4.20	13.78	0.88	0.43	8.49	27.88	2,707.88
Farmington Public Library	16,240	7.86	8.58	7.75	0.85	0.19	43.17	38.99	1,804.44
Ferguson Municipal Public Library	21,203	8.16	8.27	3.59	0.47	1.39	55.45	24.04	2,471.21
Festus Public Library	11,602	5.34	5.18	7.03	0.64	0.41	22.47	30.49	2,031.87
Gentry County Library	5,008	8.96	14.75	21.19	0.58	1.36	21.05	30.24	1,503.90
Grundy County-Jewett Norris Library	10,261	2.30	4.71	7.35	0.28	0.24	9.46	14.77	1,687.66
Hamilton Public Library	1,809	2.27	2.95	4.25	0.09	0.67	2.26	3.25	2,055.68
Hannibal Free Public Library	17,916	2.91	5.81	17.76	0.83	0.17	19.25	58.85	1,751.32
Heartland Regional Library System	33,924	0.68	4.38	13.06	0.44	0.01	3.95	11.78	4,112.00
Henry County Library	22,272	7.48	13.23	8.36	0.68	0.14	26.91	17.00	2,420.87
Hickory County Library	9,627	1.38	1.34	3.50	0.28	0.41	5.00	13.10	2,750.57

Library	LSA Pop.	Visits per LSA Pop.	Visits per Reg. Borrower	Circ. Per Reg. Borrower	Turnover Rate	Ref		LSA pop. Per FTE	
						Questions per Reg. Borrower	Visits per Hour Open		
Howard County Public Library	9,077	1.65	4.18	7.01	0.22	0.25	8.22	13.77	3,689.84
James Memorial Library	4,216	3.38	7.22	19.82	0.49	0.33	6.85	18.81	1,533.09
Jefferson County Library	131,842	2.29	4.64	11.30	0.82	1.26	29.71	72.36	2,726.83
Jessie E. McCully Memorial Library	1,549								
Joplin Public Library	48,109	4.98	8.89	17.92	2.33	1.42	69.84	140.75	1,544.93
Kansas City Public Library	218,765	7.56	8.54	10.06	2.06	0.42	55.87	65.83	1,134.03
Keller Public Library of Dexter	7,864	3.77	4.33	5.63	0.39	0.06	14.24	18.50	2,553.25
Kirkwood Public Library	27,518	6.01	5.88	21.99	4.13	1.10	46.77	174.90	957.15
LaPlata Public Library	1,366	1.52	5.07	11.59	0.21	1.01	2.50	5.71	3,176.74
Lebanon-Laclede County Library	35,571	3.91	4.86	6.65	1.16	0.05	40.56	55.42	2,736.23
Lewis Library of Glasgow	1,103	6.36	5.13	7.35	0.07	0.96	5.18	7.42	1,297.65
Lilbourn Memorial Library	1,010	0.31	0.70	3.76	0.15	0.01	0.37	1.99	2,020.00
Little Dixie Regional Libraries	32,334	7.64	10.19	7.76	0.29	0.08	30.54	23.25	1,503.91
Livingston County Library	15,195	4.58	3.30	6.95	0.94	0.22	25.01	52.75	1,215.60
Lockwood Public Library	923	4.47	16.49	20.47	0.45	0.97	2.61	3.24	1,153.75
Louisiana Public Library	3,364	3.90	2.09	1.36	0.23	0.05	6.31	4.09	2,170.32
Macon Public Library	5,471	11.26	13.50	10.24	0.43	0.62	22.78	17.28	825.19
Maplewood Public Library	8,046	4.49	5.39	15.61	0.92	0.12	10.54	30.49	1,072.80
Marceline Carnegie Library	2,233	5.14	5.89	6.96	0.13	5.04	5.52	6.52	1,276.00
Marion County Library District	6,732	2.23	3.84	13.38	0.49	0.64	6.79	23.65	928.55
Marshall Public Library	13,065	2.73	2.70	2.51	0.28	0.03	11.64	10.82	2,541.83
Maryville Public Library	11,972	2.80	5.31	12.40	0.61	0.06	12.64	29.52	2,463.37
McDonald County Library	23,083	1.56	2.55	3.51	0.37	0.28	6.06	8.34	3,847.17
Mercer County Library	3,785	2.71	4.74	5.21	0.10	0.13	4.30	4.73	1,261.67
Mexico-Audrain County Library District	25,529	2.75	4.51	6.31	0.49	0.44	8.85	12.38	1,951.76
Mid-Continent Public Library	762,446	3.61	6.10	28.78	4.44	0.32	28.81	135.82	1,326.62
Mississippi County Library District	14,358	3.64	7.92	2.98	0.15	0.21	10.59	3.98	1,991.40
Missouri River Regional Library	89,868	2.86	4.79	10.75	1.66	0.61	35.71	80.19	2,059.78

Library	LSA Pop.	Visits per LSA Pop.	Visits per Reg. Borrower	Circ. Per Reg. Borrower	Turnover Rate	Ref		LSA pop. Per FTE	
						Questions per Reg. Borrower	Visits per Hour Open		Circ. Per Hour Open
Moniteau County Library	12,345	1.26	3.53	11.33	0.76	0.11	6.30	20.22	3,798.46
Monroe City Public Library	2,456	1.22	2.21	4.03	0.06	0.03	1.51	2.76	1,805.88
Montgomery City Public Library	2,834	6.90	10.19	17.01	0.30	0.54	6.84	11.41	1,133.60
Morgan County Library	20,565	1.70	4.35	10.64	0.71	0.39	14.47	35.39	3,970.08
Mound City Public Library	1,159	7.85	13.52	16.68	0.25	0.31	5.83	7.20	1,073.15
Mountain View Public Library	2,719	24.88	12.88	13.27	0.60	0.00	26.28	27.07	738.86
Neosho Newton County Library	53,960	2.69	25.99	43.40	1.44	0.36	31.73	52.99	4,189.44
Nevada Public Library	8,386	6.73	7.30	6.66	0.43	0.73	22.61	20.61	2,236.27
New Madrid County Library	17,256	1.37	4.19	8.90	0.25	0.45	2.92	6.21	1,972.11
Norborne Public Library	708	0.93	8.75	21.63	0.12	0.48	0.32	0.78	708.00
North Kansas City Public Library	4,208	30.91	8.43	10.36	0.98	0.51	36.25	44.53	348.34
Northeast Missouri Library Service	19,104	1.37	6.76	14.27	0.36	0.25	3.28	6.92	2,315.64
Oregon County Library District	10,881	2.14	11.00	12.89	0.48	0.26	3.02	3.54	2,790.00
Oregon Public Library	857	3.14	1.60	1.27	0.19	1.88	2.07	1.65	1,360.32
Ozark Regional Library	22,856	3.67	7.21	4.56	0.29	3.27	12.61	7.98	2,431.49
Park Hills Public Library	8,759	2.26	1.19	1.74	0.23	0.22	9.71	14.17	2,754.40
Piedmont Public Library	1,977	5.39	2.90	5.70	1.15	0.06	5.12	10.08	988.50
Polk County Library	31,137	3.13	5.70	10.51	1.09	0.39	10.47	19.28	2,556.40
Poplar Bluff Public Library	17,023	5.92	8.87	24.46	1.56	2.49	34.12	94.13	1,183.80
Price James Memorial Library	3,262	1.69	2.16	6.63	0.26	0.01	3.40	10.46	2,160.26
Pulaski County Library	50,781	1.37	5.84	5.63	0.46	0.37	10.19	9.83	4,231.75
Putnam County Public Library	4,979	4.52	11.12	13.94	0.23	1.86	10.00	12.54	1,590.73
Puxico Public Library	881	2.66	1.13	0.78	0.06	0.00	1.88	1.29	1,061.45
Ralls County Library	9,826	1.77	72.36	41.57	0.59	0.50	6.81	3.91	3,680.15
Ray County Public Library	23,494	1.83	4.96	4.67	0.29	4.02	13.74	12.95	3,272.14
Reynolds County Library District	6,696	2.21	5.12	10.51	0.23	0.16	2.08	4.27	1,488.00
Rich Hill Memorial Library	1,396	2.65	3.23	7.25	0.59	0.04	3.56	7.99	2,792.00
Richmond Heights Memorial Library	8,603	16.28	14.80	18.34	1.20	0.70	37.92	46.99	818.55

Library	LSA Pop.	Visits per LSA Pop.	Visits per Reg. Borrower	Circ. Per Reg. Borrower	Turnover Rate	Ref		LSA pop. Per FTE	
						Questions per Reg. Borrower	Visits per Hour Open		Circ. Per Hour Open
Riverside Regional Library	81,379	3.08	6.76	9.02	1.36	0.93	22.41	29.89	4,137.21
Robertson Memorial Library	4,494	3.00	3.70	4.20	0.80	0.14	7.63	8.68	3,456.92
Rock Hill Public Library	4,635	3.59	5.73	15.04	0.49	1.44	7.11	18.68	1,185.42
Rolla Public Library	19,559	4.67	11.74	15.12	0.82	1.17	26.00	33.49	3,065.67
Rolling Hills Consolidated	41,428	4.16	9.49	20.77	1.48	0.17	21.96	48.03	1,462.34
Saint Charles City-County Library District	360,485	4.84	11.42	39.90	6.53	1.73	45.95	160.57	1,867.51
Saint Clair County Library	8,678	7.86	9.90	9.61	0.52	4.06	12.75	12.37	1,708.27
Saint Joseph Public Library	65,064	2.82	4.78	8.36	0.77	0.64	15.48	27.10	1,571.59
Saint Louis County Library	859,148	5.94	7.44	21.33	7.75	1.05	72.92	209.15	1,685.93
Saint Louis Public Library	319,294	5.44	27.47	44.82	0.83	3.44	36.03	58.79	861.79
Salem Public Library	4,950	5.17	5.81	8.59	0.43	2.07	12.30	18.17	1,495.47
Sarcoxi Public Library	1,330	8.05	6.56	1.94	0.05	0.62	4.20	1.24	806.06
Scenic Regional Library	141,988	2.93	5.75	14.04	3.38	0.27	14.05	34.32	2,496.27
Schuyler County Library	4,431	1.41	10.85	24.89	0.13	0.40	3.25	7.45	2,395.14
Scotland County Memorial Library	4,843	3.08	5.37	13.82	0.49	0.17	5.80	14.93	1,572.40
Sedalia Public Library	20,110	4.11	7.06	6.41	0.45	2.38	27.38	24.87	2,598.19
Seymour Community Library	950	12.87	2.39	1.77	0.18	0.04	12.90	9.55	524.86
Sikeston Public Library	14,643	2.19	2.86	3.70	0.31	0.06	10.84	14.00	2,624.19
Slater Public Library	1,856	1.00	3.99	12.11	0.31	0.94	2.37	7.21	2,474.67
Springfield-Greene County Library District	275,174	6.79	10.82	23.74	3.51	0.80	51.79	113.60	1,394.98
Steele Public Library	2,172	1.29	2.20	1.55	0.11	0.12	3.37	2.36	5,430.00
Stone County Library	32,202	1.40	5.02	3.97	0.27	0.90	5.72	4.52	3,927.07
Sullivan County Public Library	6,714	3.60	6.40	7.81	1.08	0.20	14.09	17.18	4,249.37
Sweet Springs Public Library	1,484	3.01	14.33	16.02	0.33	0.02	4.30	4.81	1,978.67
Texas County Library	26,008	1.82	3.79	3.62	0.27	0.07	5.48	5.23	4,789.69
Trails Regional Library	81,482	2.09	5.00	11.12	1.51	1.50	10.35	22.99	1,893.61
University City Public Library	35,371	5.45	4.69	10.85	1.61	0.46	51.47	118.98	1,332.24
Valley Park Community Library	3,380	1.16	2.77	5.68	0.25	0.44	1.45	2.98	1,108.20

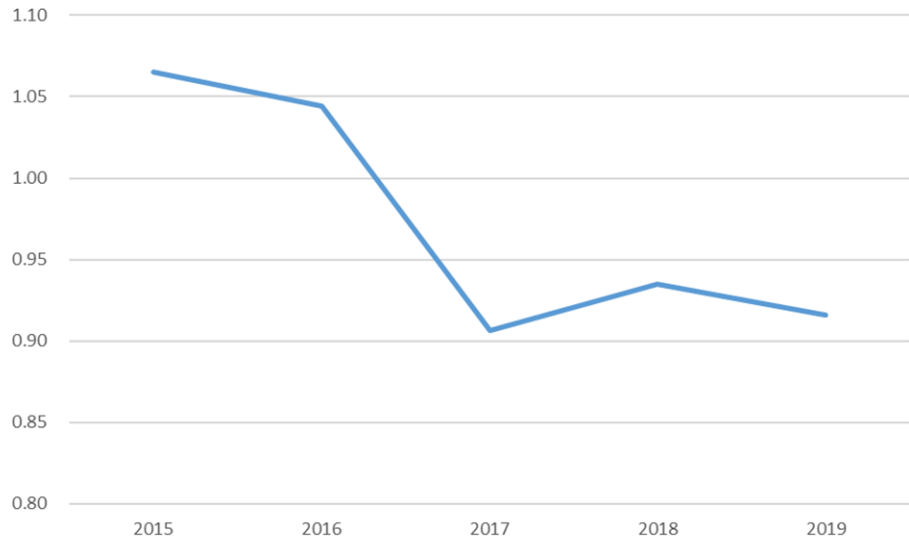
Library	LSA Pop.	Ref							
		Visits per LSA Pop.	Visits per Reg. Borrower	Circ. Per Reg. Borrower	Turnover Rate	Questions per Reg. Borrower	Visits per Hour Open	Circ. Per Hour Open	LSA pop. Per FTE
Washington County Library	25,195	1.79	2.06	2.21	0.29	0.28	18.41	19.75	3,918.35
Washington Public Library	8,713	14.28	19.04	21.43	1.54	1.07	34.19	38.47	963.83
Webb City Public Library	10,996	4.18	5.59	5.72	0.52	0.06	15.80	16.15	2,324.74
Webster County Library	35,252	2.61	8.93	13.80	0.96	0.57	19.00	29.36	4,147.29
Webster Groves Public Library	22,995	10.14	14.92	18.62	1.72	0.26	67.94	84.77	1,367.12
Wellsville Public Library	1,217	1.79	1.91	2.43	0.05	0.13	1.78	2.27	2,062.71
West Plains Public Library	11,986	4.77	4.70	10.40	0.76	0.00	20.75	45.92	1,160.31
Willow Springs Public Library	2,184	5.49	4.03	8.67	1.00	0.13	6.59	14.20	1,137.50
Winona Public Library	1,335	1.43	11.62	6.37	0.19	0.63	1.53	0.84	2,225.00
Worth County Library	2,171	0.42	4.61	10.78	0.03	0.13	0.49	1.13	4,342.00
Wright County Library	18,815	1.75	2.95	4.58	0.44	0.26	4.80	7.45	2,726.81

*Jessie E. McCully Memorial Library did not report

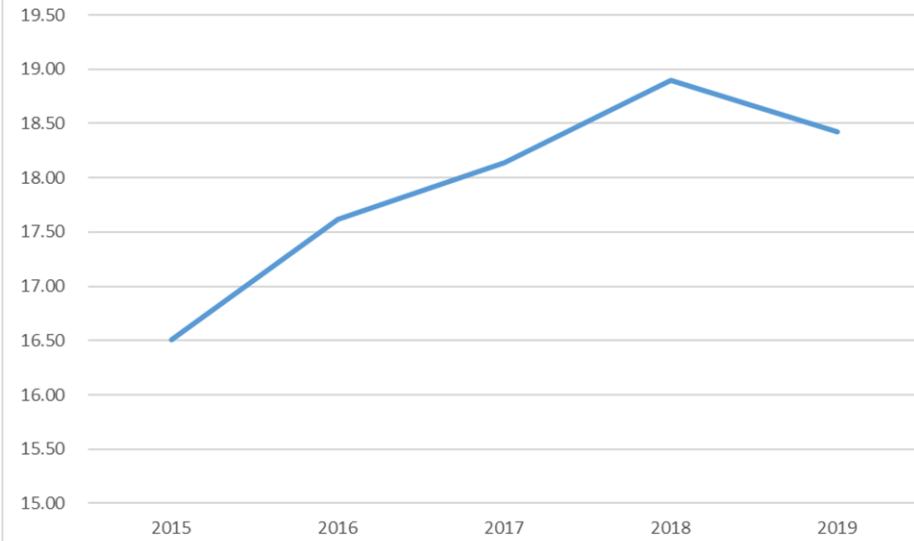
Population Group	LSA Pop.	Visits per LSA Pop.	Visits per Reg. Borrower	Circ. Per Reg. Borrower	Turnover Rate	Ref		Circ. Per Hour Open	LSA pop. Per FTE
						Questions per Reg. Borrower	Visits per Hour Open		
Missouri (N=151)									
Average	36,195	4.17	6.99	10.85	0.76	0.76	15.13	26.81	2,255.81
Median	8,696	3.05	5.18	8.58	0.44	0.38	8.76	13.60	1,954.88
Statewide	5,438,097	4.42	7.49	18.43	1.97	0.92	26.77	65.81	1,652.86
75,000+ (N=14)									
Average	264,426	3.90	7.96	19.07	2.90	1.04	35.65	93.62	2,005.96
Median	172,589	3.30	6.24	12.67	1.96	0.86	32.71	69.09	1,880.56
Group	3,701,961	4.67	7.88	22.39	3.35	0.92	40.51	115.10	1,509.82
30,000-74,999 (N=17)									
Average	43,507	3.67	8.77	14.13	1.06	1.16	25.23	41.72	2,634.97
Median	35,571	3.13	7.31	12.33	1.11	0.46	19.00	27.88	2,556.40
Group	739,616	3.70	7.83	12.22	1.01	1.28	6.08	31.64	2,219.60
15,000-29,999 (N=23)									
Average	21,197	3.79	6.55	10.28	0.81	1.06	22.31	36.23	2,733.09
Median	21,203	2.91	5.88	7.75	0.49	0.39	18.41	21.31	2,471.21
Group	487,542	3.77	6.47	10.00	0.80	0.98	17.25	26.67	2,249.43
9,500-14,999 (N=19)									
Average	12,232	2.95	8.35	8.48	0.45	0.27	11.79	16.47	2,834.69
Median	12,345	2.72	4.71	5.96	0.41	0.21	9.46	13.10	2,541.83
Group	232,404	2.99	4.59	6.14	0.44	0.25	10.81	14.47	2,305.82

Population Group	LSA Pop.	Visits per LSA Pop.	Visits per Reg. Borrower	Circ. Per Reg. Borrower	Turnover Rate	Ref	Visits per Hour Open	Circ. Per Hour Open	LSA pop. Per FTE
						Questions per Reg. Borrower			
6,000-9,499 (N=19)									
Average	7,613	5.33	8.25	12.12	0.57	0.79	13.70	19.33	2,067.80
Median	7,864	3.77	6.40	9.61	0.44	0.64	10.54	15.13	1,703.64
Group	144,645	5.48	7.59	10.69	0.56	0.79	13.63	19.20	1,573.43
3,000-5,999 (N=22)									
Average	4,425	5.74	6.73	10.81	0.40	0.73	9.83	14.36	1,850.48
Median	4,518	3.52	5.93	9.95	0.41	0.42	7.37	13.04	1,536.38
Group	97,356	5.74	6.70	9.52	0.42	0.71	10.48	14.90	1,360.86
1,500-2,999 (N=20)									
Average	2,143	4.34	4.35	6.61	0.29	0.59	4.77	6.79	1,971.13
Median	2,074	2.98	3.78	5.39	0.12	0.27	3.37	6.07	1,822.26
Group	42,851	4.47	4.99	6.93	0.21	0.55	5.34	7.42	1,582.39
Under 1,499 (N=17)									
Average	1,118	3.51	5.75	7.76	0.19	0.43	3.05	3.62	1,825.78
Median	1,127	2.65	3.23	6.37	0.18	0.26	2.07	2.27	1,587.32
Group	19,006	3.51	3.55	3.94	0.13	0.38	3.05	3.22	1,417.30

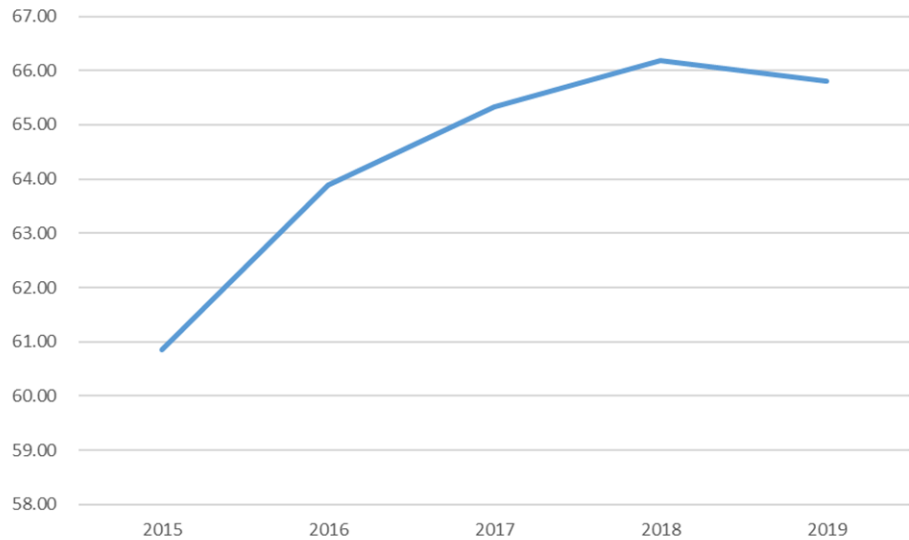
Reference Questions per Registered Borrower by Year



Circulation per Registered Borrower by Year



Circulation per Hour Open by Year



LSA Population per FTE by Year

