

Missouri State Library: FY20 PLS

Library Collections

	LSA Pop.	Print Materials including Serial Volumes	eBooks	Audio- Physical & Electronic	Video- Physical & Electronic	Databases & eSerials	# of Print Subscriptions	Total Collection
Adair County Public Library	25,607	46,838	42,083	43,798	4,304	72	62	137,095
Adrian Community Library	1,677	6,807	43,353	13,046	494	1	13	63,701
Advance Community Library	1,347	8,472	-	4	-	21	1	8,497
Albany Carnegie Public Library	1,730	9,141	43,353	13,547	1,384	21	20	67,446
Appleton City Library	1,127	15,126	-	162	1,065	21	7	16,374
Atchison County Library	5,685	52,128	-	1,168	4,575	1	76	57,872
Barry-Lawrence Regional Library	74,231	180,194	51,247	29,153	28,412	73	110	289,079
Barton County Library	12,402	46,051	40,497	13,644	5,217	53	60	105,462
Bernie Public Library	1,958	18,190	-	298	1,533	-	19	20,021
Bethany Public Library	3,292	37,352	39,829	12,927	1,869	50	22	92,027
Bloomfield Public Library	1,933	14,682	-	-	792	21	-	15,495
Bollinger County Library	12,363	47,965	-	755	3,257	21	12	51,998
Bonne Terre Memorial Library	6,864	22,457	49,837	14,715	1,507	50	20	88,566
Boonslick Regional Library	58,748	197,702	43,483	28,445	8,169	86	128	277,885
Bowling Green Public Library	5,334	15,704	49,837	14,812	3,169	76	-	83,598
Brentwood Public Library	8,055	38,771	71,783	11,604	5,155	24	92	127,337
Brookfield Public Library	4,542	27,958	43,353	7,696	772	75	33	79,854
Caldwell County Library	7,232	15,183	39,829	12,243	704	22	3	67,981
Camden County Library	44,002	87,796	41,333	16,385	7,342	75	191	152,931
Cameron Public Library	9,933	29,041	49,712	15,615	2,499	71	15	96,938
Canton Public Library	2,377	21,984	43,353	14,283	1,401	50	2	81,071
Cape Girardeau Public Library	35,549	93,980	43,465	20,253	9,189	92	66	166,979
Carnegie (Shelbina) Public Library	1,704	31,035	43,353	13,457	699	71	15	88,615
Carrollton Public Library	3,784	32,727	42,394	14,761	2,182	72	140	92,136
Carter County Library	6,265	24,673	39,833	12,911	2,073	21	-	79,511
Carthage Public Library	14,378	61,478	43,353	22,134	2,751	73	102	129,789
Caruthersville Public Library	6,168	31,565	58,953	13,698	1,288	83	42	105,587
Cass County Public Library	99,478	186,565	42,237	19,160	20,301	75	43	268,338
Cedar County Library District	13,982	40,964	39,829	13,377	3,233	72	100	97,475
Centralia Public Library	3,784	26,200	42,345	13,721	2,713	52	6	85,031
Chaffee Public Library	2,955	8,472	-	120	1,356	-	12	9,948
Christian County Library	77,422	183,519	91,558	35,427	13,682	41	185	324,227
Clarence Public Library	813	5,641	-	108	-	-	-	5,749
Conran Memorial Library	2,939	16,386	-	154	610	21	5	17,171
Crawford County Library	23,222	47,916	39,849	13,194	3,668	71	43	104,698
Crystal City Public Library	4,855	21,464	41,859	13,419	1,340	71	28	78,153
Dade County Library	6,960	27,514	-	627	1,988	21	43	30,150
Dallas County Library	16,777	25,398	39,829	13,263	3,228	21	13	81,739
Daniel Boone Regional Library	203,190	399,986	77,675	178,893	78,829	79	653	735,462
Daviess County Library	8,433	33,447	43,919	14,109	1,481	76	15	93,032

Missouri State Library: FY20 PLS

Library Collections

	LSA Pop.	Print Materials including Serial Volumes	eBooks	Audio- Physical & Electronic	Video- Physical & Electronic	Databases & eSerials	# of Print Subscriptions	Total Collection
De Soto Public Library	6,400	25,588	47,330	15,103	1,896	62	36	89,979
Desloge Public Library	5,054	7,625	43,353	13,684	353	1	34	65,016
Doniphan-Ripley County Library District	14,100	44,885	49,837	15,405	4,685	73	39	114,885
Douglas County Public Library	13,684	41,831	39,829	13,915	2,525	22	17	98,122
Dulany Memorial Library	1,618	17,379	43,353	13,261	1,553	71	2	75,617
Dunklin County Library	31,953	232,403	39,829	24,960	1,662	71	20	298,925
Farmington Public Library	16,240	43,672	46,529	16,535	2,184	72	75	108,992
Ferguson Municipal Public Library	21,203	51,783	14,282	9,632	5,821	26	37	81,544
Festus Public Library	11,602	37,205	46,529	15,990	2,037	71	32	101,832
Gentry County Library	5,008	24,782	39,829	12,968	2,497	71	35	80,147
Grundy County-Jewett Norris Library	10,261	39,123	39,829	13,575	3,765	74	32	96,366
Hamilton Public Library	1,809	17,948	46,941	13,582	1,104	23	1	79,598
Hannibal Free Public Library	17,916	90,939	50,391	15,795	3,852	73	95	161,050
Heartland Regional Library System	33,924	83,399	40,040	16,311	14,591	80	139	154,421
Henry County Library	22,272	62,720	39,829	15,085	2,354	73	53	120,061
Hickory County Library	9,627	31,824	40,344	14,534	3,094	104	57	89,900
Howard County Public Library	9,077	30,708	39,829	12,993	1,890	71	15	85,491
James Memorial Library	4,216	29,723	41,577	12,892	812	50	39	85,054
Jefferson County Library	131,842	166,571	437,977	383,068	38,905	85	235	1,026,606
Joplin Public Library	48,109	81,385	59,403	27,202	13,814	185	225	181,989
Kansas City Public Library	218,765	601,759	119,058	170,361	154,414	7,532	1,056	1,053,124
Keller Public Library of Dexter	7,864	46,424	43,646	14,650	1,517	23	22	106,260
Kirkwood Public Library	27,518	88,977	20,610	28,418	21,151	118	276	159,274
LaPlata Public Library	1,366	21,349	-	108	853	23	-	22,333
Lebanon-Laclede County Library	35,571	71,535	39,829	24,392	6,383	78	40	142,217
Lewis Library of Glasgow	1,103	22,941	85,360	13,375	354	21	7	122,051
Lilbourn Memorial Library	1,010	10,528	-	46	285	-	2	10,859
Little Dixie Regional Libraries	32,334	161,915	326,186	83,907	45,200	93	170	617,301
Livingston County Library	15,195	42,984	45,940	28,765	8,520	106	28	126,315
Lockwood Public Library	923	11,206	-	176	450	-	-	11,832
Louisiana Public Library	3,364	35,818	-	750	722	22	25	37,312
Macon Public Library	5,471	54,235	39,829	13,798	3,510	21	35	111,393
Maplewood Public Library	8,046	38,992	73,794	10,244	4,664	23	30	127,717
Marceline Carnegie Library	2,233	21,469	42,329	14,847	506	71	5	79,222
Marion County Library District	6,732	21,597	41,928	13,441	2,236	72	4	79,274
Marshall Public Library	13,065	28,378	46,529	14,881	1,791	73	26	91,652
Maryville Public Library	11,972	37,022	48,671	16,633	2,147	30	11	104,503
McDonald County Library	23,083	41,443	39,829	13,895	2,595	76	30	97,838
Mercer County Library	3,785	20,797	42,289	13,686	1,032	72	12	77,876
Mexico-Audrain County Library District	25,529	113,075	39,829	13,195	5,701	75	70	171,875

Missouri State Library: FY20 PLS

Library Collections

	LSA Pop.	Print Materials including Serial Volumes	eBooks	Audio- Physical & Electronic	Video- Physical & Electronic	Databases & eSerials	# of Print Subscriptions	Total Collection
Mid-Continent Public Library	762,446	2,120,478	347,483	289,565	272,998	843	4,599	3,031,367
Mississippi County Library District	14,358	40,156	40,070	13,394	3,075	73	36	96,768
Missouri River Regional Library	89,868	183,665	43,958	38,380	32,441	84	273	298,528
Moniteau County Library	12,345	17,772	43,750	12,827	1,611	52	23	76,012
Monroe City Public Library	2,456	8,780	49,837	14,097	363	21	10	73,098
Montgomery City Public Library	2,834	20,954	43,353	13,902	1,493	72	28	79,774
Morgan County Library	20,565	27,634	40,000	15,917	5,456	56	50	89,063
Mound City Public Library	1,159	9,591	-	176	495	23	9	10,285
Mountain View Public Library	2,719	28,959	43,353	13,602	1,714	79	7	87,707
Neosho Newton County Library	53,960	72,581	39,829	15,638	7,072	72	50	135,192
Nevada Public Library	8,386	32,846	43,353	13,741	2,085	73	32	92,098
New Madrid County Library	17,256	106,741	39,829	12,792	7,919	72	62	167,353
Norborne Public Library	708	13,412	-	418	670	-	20	14,500
North Kansas City Public Library	4,208	58,552	50,432	26,358	5,894	148	55	141,384
Northeast Missouri Library Service	19,104	93,330	43,353	14,262	7,106	1	32	158,052
Oregon County Library District	10,881	52,931	-	561	2,241	21	44	55,754
Oregon Public Library	857	8,389	-	-	15	2	16	8,406
Ozark Regional Library	22,856	54,580	39,829	18,901	2,925	73	68	116,308
Park Hills Public Library	8,759	33,378	46,560	15,096	1,729	74	10	96,837
Piedmont Public Library	1,977	16,676	-	536	996	-	11	18,208
Polk County Library	31,137	63,199	40,629	14,648	8,280	77	54	126,833
Poplar Bluff Public Library	17,023	51,919	54,886	21,526	11,986	80	41	140,397
Price James Memorial Library	3,262	13,346	39,829	12,708	538	1	-	66,422
Pulaski County Library	50,781	53,464	101,946	19,438	29,634	77	8	204,559
Putnam County Public Library	4,979	32,786	42,829	14,082	2,341	72	79	92,110
Puxico Public Library	881	29,800	-	70	1,000	-	-	30,870
Ralls County Library	9,826	16,652	-	862	236	-	7	17,750
Ray County Public Library	23,494	53,208	39,829	13,049	3,786	72	151	109,944
Reynolds County Library District	6,696	42,886	39,829	13,245	2,334	71	21	98,365
Rich Hill Memorial Library	1,396	13,678	-	113	332	-	21	14,123
Richmond Heights Memorial Library	8,603	64,427	74,640	14,885	47,981	3,755	89	205,688
Riverside Regional Library	81,379	171,569	10,792	8,991	19,939	29	218	211,320
Robertson Memorial Library	4,494	18,752	-	271	253	-	24	19,276
Rock Hill Public Library	4,635	17,340	73,127	7,431	3,886	23	15	101,807
Rolla Public Library	19,559	55,045	43,353	15,883	5,133	71	86	119,485
Rolling Hills Consolidated	41,428	129,591	49,929	67,816	50,541	166	142	298,043
Saint Charles City-County Library District	360,485	530,369	113,447	168,927	132,486	243	1,318	945,472
Saint Clair County Library	8,678	36,357	39,829	13,964	3,360	22	30	93,532
Saint Joseph Public Library	65,064	256,540	46,355	32,752	36,411	36	152	372,094
Saint Louis County Library	859,148	1,298,000	170,610	256,531	281,454	452	4,032	2,007,047

Missouri State Library: FY20 PLS

Library Collections

	LSA Pop.	Print Materials including Serial Volumes	eBooks	Audio- Physical & Electronic	Video- Physical & Electronic	Databases & eSerials	# of Print Subscriptions	Total Collection
Saint Louis Public Library	319,294	2,643,721	566,262	199,143	64,572	3,964	1,819	3,477,662
Salem Public Library	4,950	32,364	43,353	15,635	2,239	71	49	93,662
Sarcoixie Public Library	1,330	21,831	-	187	138	21	2	22,177
Scenic Regional Library	141,988	216,464	15,106	27,035	19,836	64	471	278,505
Schuyler County Library	4,431	22,325	39,829	12,408	404	22	1	74,988
Scotland County Memorial Library	4,843	25,451	40,243	13,528	1,949	52	29	81,223
Sedalia Public Library	20,110	73,412	82,852	13,641	3,932	24	44	173,861
Seymour Community Library	950	12,808	-	642	1,079	21	-	14,550
Sikeston Public Library	14,643	45,665	43,353	14,098	897	21	56	104,034
Slater Public Library	1,856	17,678	-	421	97	-	10	18,196
Springfield-Greene County Library District	275,174	350,753	460,608	449,003	74,614	176	702	1,335,154
Steele Public Library	2,172	18,136	-	-	434	-	3	18,570
Stone County Library	32,202	39,926	40,198	13,281	2,905	74	42	96,384
Sullivan County Public Library	6,714	27,091	-	243	711	21	10	28,066
Sweet Springs Public Library	1,484	13,690	-	94	535	-	5	14,319
Texas County Library	26,008	112,281	39,829	14,534	15,620	74	-	182,338
Trails Regional Library	81,482	130,180	62,683	26,270	15,617	74	172	234,824
University City Public Library	35,371	170,209	77,128	26,851	17,780	73	161	292,041
Valley Park Community Library	3,380	13,748	13,847	6,774	1,782	45	45	36,196
Washington County Library	25,195	77,584	52,176	13,354	2,194	73	93	145,381
Washington Public Library	8,713	46,579	-	3,052	5,848	21	109	55,500
Webb City Public Library	10,996	33,473	47,950	15,532	3,003	38	5	99,996
Webster County Library	35,252	55,910	39,829	15,387	4,551	75	45	115,752
Webster Groves Public Library	22,995	78,126	20,961	20,206	9,042	72	128	128,407
Wellsville Public Library	1,217	15,384	-	36	492	21	1	15,933
West Plains Public Library	11,986	72,732	41,577	15,542	3,483	72	63	133,406
Willow Springs Public Library	2,184	30,402	-	133	1,206	-	3	31,741
Worth County Library	2,171	21,985	41,255	12,580	878	72	-	76,770
Wright County Library	18,815	79,253	39,829	13,957	4,115	21	44	137,175

FY 2020

Library Collections

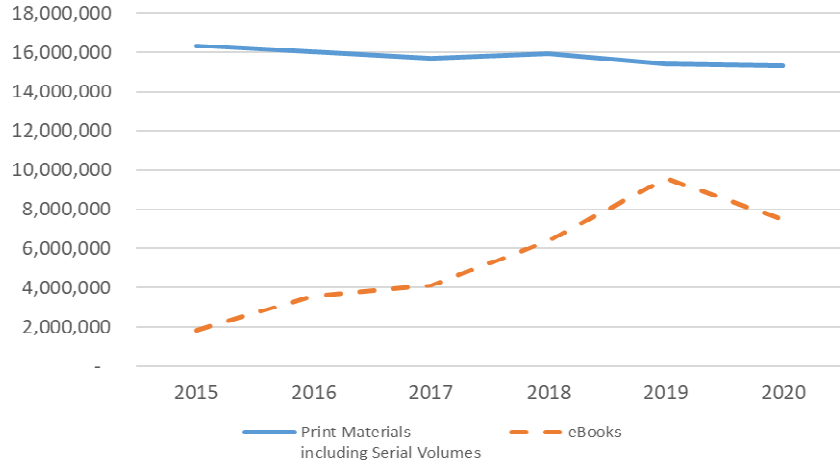
Population Group	2010 LSA Population	Print Materials incl. Serial Volumes	eBooks	Audio- Physical & Electronic	Video- Physical & Electronic	Databases & eSerials	# of Print Subscriptions	Total Collection
Missouri (N=151)								
Average	36,661	102,966	50,413	26,940	12,536	162	144	193,017
Median	8,759	37,022	41,333	13,698	2,354	71	32	96,366
Total	5,462,497	15,341,903	7,511,565	4,014,066	1,867,818	24,131	21,499	28,759,483
75,000+ (N=14)								
Average	264,426	655,971	182,818	160,768	87,149	982	1,127	1,087,688
Median	172,589	283,609	102,503	169,644	51,739	85	562	840,467
Total	3,701,961	9,183,599	2,559,454	2,250,754	1,220,088	13,741	15,776	15,227,636
30,000-74,999 (N=17)								
Average	43,507	119,513	65,921	28,048	17,173	87	103	230,743
Median	35,571	87,796	43,465	24,392	9,189	77	110	181,989
Total	739,616	2,031,729	1,120,658	476,819	291,936	1,483	1,743	3,922,625
15,000-29,999 (N=23)								
Average	21,197	66,037	41,553	17,374	6,200	64	69	131,228
Median	21,203	55,045	39,829	14,534	4,304	72	53	128,407
Total	487,542	1,518,858	955,726	399,597	142,592	1,472	1,581	3,018,245
9,500-14,999 (N=19)								
Average	12,232	40,271	36,929	12,804	2,713	53	39	92,771
Median	12,345	40,156	41,577	14,098	2,751	71	32	97,475
Total	232,404	765,148	701,659	243,274	51,547	1,014	737	1,762,642
6,000-9,499 (N=19)								
Average	7,613	33,710	41,836	11,609	4,760	241	33	92,156
Median	7,864	32,846	43,353	13,441	1,988	50	22	92,098
Total	144,645	640,483	794,892	220,564	90,447	4,585	623	1,750,971
3,000-5,999 (N=22)								
Average	4,425	28,235	36,817	11,613	2,038	49	36	78,752
Median	4,518	25,826	41,718	13,194	1,909	51	31	80,685
Total	97,356	621,177	809,983	255,477	44,832	1,068	782	1,732,537

FY 2020

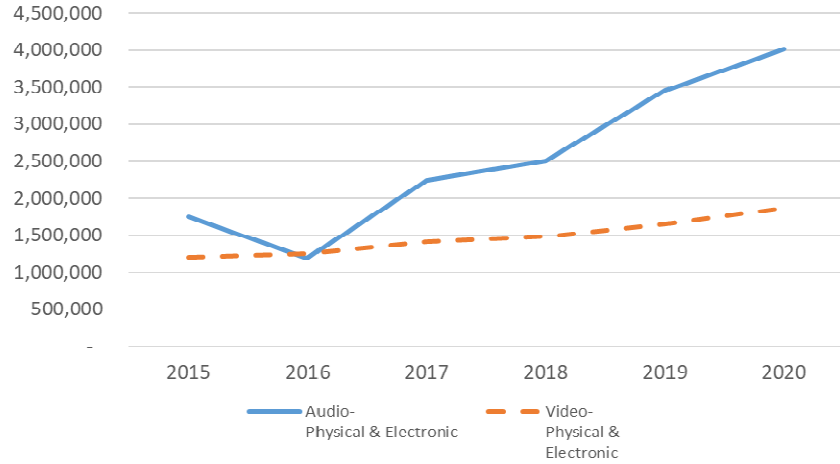
Library Collections

Population Group	2010 LSA Population	Print Materials incl. Serial Volumes	eBooks	Audio- Physical & Electronic	Video- Physical & Electronic	Databases & eSerials	# of Print Subscriptions	Total Collection
1,500-2,999 (N=19)								
Average	2,174	18,266	25,465	7,993	980	31	9	52,735
Median	2,171	17,948	42,329	13,046	996	21	7	67,446
Total	41,302	347,063	483,833	151,866	18,613	594	166	1,001,969
Under 1,499 (N=16)								
Average	1,104	14,615	5,335	982	485	11	6	21,429
Median	1,115	13,545	-	111	471	12	2	14,410
Total	17,671	233,846	85,360	15,715	7,763	174	91	342,858

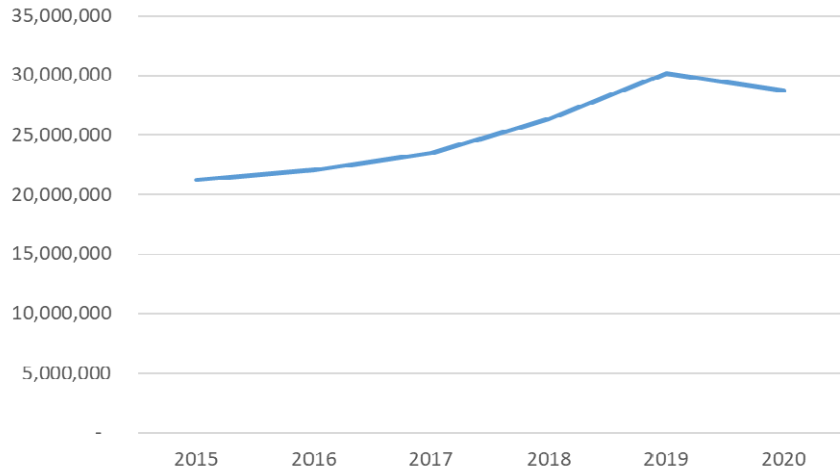
Total Print Materials and eBook Collections by Year



Total Audio and Video Collections by Year



Total All Collections by Year



Total Databases and eSerials by Year

