

## Missouri State Library; FY20 PLS

## Usage, Income and Expense Comparisons

| Library                                 | LSA Pop. | Exp. Per      |          |         |         | Rev. Per      |          |         |         |
|---|----------|---------------|----------|---------|---------|---------------|----------|---------|---------|
|   |          | Reg. Borrower | LSA Pop. | Visit   | Circ.   | Reg. Borrower | LSA Pop. | Visit   | Circ.   |
| Adair County Public Library             | 25,607   | \$69.56       | \$19.63  | \$3.02  | \$3.02  | \$78.35       | \$22.11  | \$5.55  | \$3.40  |
| Adrian Community Library                | 1,677    | \$15.63       | \$25.80  | \$11.02 | \$11.02 | \$13.50       | \$22.28  | \$9.57  | \$9.52  |
| Advance Community Library               | 1,347    | \$9.32        | \$11.31  | \$22.63 | \$22.63 | \$10.10       | \$12.25  | \$24.09 | \$24.52 |
| Albany Carnegie Public Library          | 1,730    | \$50.97       | \$75.90  | \$9.96  | \$9.96  | \$53.60       | \$79.82  | \$27.40 | \$10.48 |
| Appleton City Library                   | 1,127    | \$54.27       | \$23.16  | \$7.99  | \$7.99  | \$41.74       | \$17.81  | \$19.59 | \$6.15  |
| Atchison County Library                 | 5,685    | \$105.81      | \$69.55  | \$10.91 | \$10.91 | \$146.69      | \$96.42  | \$25.62 | \$15.12 |
| Barry-Lawrence Regional Library         | 74,231   | \$71.38       | \$26.33  | \$6.09  | \$6.09  | \$65.67       | \$24.23  | \$10.15 | \$5.60  |
| Barton County Library                   | 12,402   | \$32.69       | \$28.35  | \$7.57  | \$7.57  | \$34.73       | \$30.12  | \$7.17  | \$8.04  |
| Bernie Public Library                   | 1,958    | \$44.18       | \$18.84  | \$44.40 | \$44.40 | \$60.11       | \$25.63  | \$23.25 | \$60.40 |
| Bethany Public Library                  | 3,292    | \$14.55       | \$17.26  | \$3.12  | \$3.12  | \$20.23       | \$24.00  | \$6.52  | \$4.33  |
| Bloomfield Public Library               | 1,933    | \$37.57       | \$17.39  | \$2.71  | \$2.71  | \$50.51       | \$23.38  | \$11.65 | \$3.65  |
| Bollinger County Library                | 12,363   | \$30.41       | \$13.71  | \$9.24  | \$9.24  | \$32.34       | \$14.57  | \$16.68 | \$9.82  |
| Bonne Terre Memorial Library            | 6,864    | \$39.50       | \$22.75  | \$10.94 | \$10.94 | \$37.97       | \$21.87  | \$16.52 | \$10.52 |
| Boonslick Regional Library              | 58,748   | \$38.99       | \$21.30  | \$5.60  | \$5.60  | \$45.66       | \$24.95  | \$4.49  | \$6.56  |
| Bowling Green Public Library            | 5,334    | \$53.40       | \$17.65  | \$2.35  | \$2.35  | \$56.24       | \$18.59  | \$6.75  | \$2.48  |
| Brentwood Public Library                | 8,055    | \$98.29       | \$71.52  | \$3.96  | \$3.96  | \$168.04      | \$122.27 | \$12.44 | \$6.77  |
| Brookfield Public Library               | 4,542    | \$76.48       | \$41.84  | \$10.64 | \$10.64 | \$68.93       | \$37.71  | \$8.31  | \$9.59  |
| Caldwell County Library                 | 7,232    | \$102.46      | \$10.82  | \$7.80  | \$7.80  | \$215.23      | \$22.74  | \$32.24 | \$16.39 |
| Camden County Library                   | 44,002   | \$54.15       | \$34.76  | \$8.30  | \$8.30  | \$62.57       | \$40.16  | \$8.17  | \$9.59  |
| Cameron Public Library                  | 9,933    | \$40.25       | \$19.95  | \$6.52  | \$6.52  | \$41.22       | \$20.43  | \$9.28  | \$6.68  |
| Canton Public Library                   | 2,377    | \$28.17       | \$22.53  | \$7.90  | \$7.90  | \$31.87       | \$25.49  | \$11.09 | \$8.94  |
| Cape Girardeau Public Library           | 35,549   | \$93.26       | \$34.44  | \$6.95  | \$6.95  | \$87.56       | \$32.33  | \$13.08 | \$6.52  |
| Carnegie (Shelbina) Public Library      | 1,704    | \$25.99       | \$49.87  | \$8.88  | \$8.88  | \$25.86       | \$49.62  | \$17.53 | \$8.83  |
| Carrollton Public Library               | 3,784    | \$36.86       | \$51.37  | \$2.87  | \$2.87  | \$39.95       | \$55.67  | \$4.84  | \$3.11  |
| Carter County Library                   | 6,265    | \$41.95       | \$25.26  | \$3.93  | \$3.93  | \$47.88       | \$28.83  | \$6.16  | \$4.49  |
| Carthage Public Library                 | 14,378   | \$50.28       | \$47.21  | \$9.91  | \$9.91  | \$88.33       | \$82.94  | \$24.84 | \$17.42 |
| Caruthersville Public Library           | 6,168    | \$46.85       | \$38.36  | \$6.68  | \$6.68  | \$57.00       | \$46.67  | \$9.36  | \$8.13  |
| Cass County Public Library              | 99,478   | \$46.04       | \$25.20  | \$5.60  | \$5.60  | \$46.59       | \$25.50  | \$13.14 | \$5.67  |
| Cedar County Library District           | 13,982   | \$37.76       | \$18.77  | \$7.76  | \$7.76  | \$68.57       | \$34.09  | \$12.08 | \$14.10 |
| Centralia Public Library                | 3,784    | \$59.87       | \$73.30  | \$5.24  | \$5.24  | \$77.76       | \$95.21  | \$9.90  | \$6.81  |
| Chaffee Public Library                  | 2,955    | \$25.44       | \$22.15  | \$5.63  | \$5.63  | \$27.81       | \$24.21  | \$10.98 | \$6.16  |
| Christian County Library                | 77,422   | \$39.34       | \$29.67  | \$4.73  | \$4.73  | \$47.56       | \$35.88  | \$16.67 | \$5.71  |
| Clarence Public Library                 | 813      | \$21.12       | \$6.78   | \$11.51 | \$11.51 | \$24.54       | \$7.88   | \$30.80 | \$13.37 |
| Conran Memorial Library                 | 2,939    | \$31.11       | \$11.60  | \$15.90 | \$15.90 | \$44.91       | \$16.75  | \$12.33 | \$22.95 |
| Crawford County Library                 | 23,222   | \$73.52       | \$18.73  | \$11.09 | \$11.09 | \$110.60      | \$28.18  | \$40.92 | \$16.69 |
| Crystal City Public Library             | 4,855    | \$58.86       | \$20.85  | \$9.41  | \$9.41  | \$69.53       | \$24.63  | \$11.93 | \$11.12 |
| Dade County Library                     | 6,960    | \$30.75       | \$15.83  | \$5.23  | \$5.23  | \$35.62       | \$18.34  | \$8.57  | \$6.06  |
| Dallas County Library                   | 16,777   | \$33.94       | \$9.29   | \$2.50  | \$2.50  | \$44.97       | \$12.30  | \$6.08  | \$3.31  |
| Daniel Boone Regional Library           | 203,190  | \$116.32      | \$64.34  | \$5.25  | \$5.25  | \$107.48      | \$59.45  | \$16.99 | \$4.85  |
| Daviess County Library                  | 8,433    | \$32.26       | \$21.63  | \$4.99  | \$4.99  | \$55.43       | \$37.17  | \$18.43 | \$8.57  |
| De Soto Public Library                  | 6,400    | \$56.81       | \$49.29  | \$9.81  | \$9.81  | \$62.92       | \$54.60  | \$9.55  | \$10.86 |
| Desloge Public Library                  | 5,054    | \$13.74       | \$13.62  | \$9.49  | \$9.49  | \$12.27       | \$12.16  | \$16.14 | \$8.48  |
| Doniphan-Ripley County Library District | 14,100   | \$30.33       | \$17.03  | \$6.52  | \$6.52  | \$33.94       | \$19.06  | \$14.81 | \$7.30  |

## Missouri State Library; FY20 PLS

## Usage, Income and Expense Comparisons

| Library                                | LSA Pop. | Exp. Per      |          |         |         | Rev. Per      |          |          |         |
|--|----------|---------------|----------|---------|---------|---------------|----------|----------|---------|
|  |          | Reg. Borrower | LSA Pop. | Visit   | Circ.   | Reg. Borrower | LSA Pop. | Visit    | Circ.   |
| Douglas County Public Library          | 13,684   | \$24.33       | \$10.66  | \$5.14  | \$5.14  | \$30.65       | \$13.42  | \$9.50   | \$6.48  |
| Dulany Memorial Library                | 1,618    | \$20.23       | \$23.43  | \$4.77  | \$4.77  | \$32.34       | \$37.46  | \$15.59  | \$7.63  |
| Dunklin County Library                 | 31,953   | \$30.27       | \$22.32  | \$2.51  | \$2.51  | \$35.95       | \$26.51  | \$9.10   | \$2.98  |
| Farmington Public Library              | 16,240   | \$28.42       | \$25.50  | \$4.43  | \$4.43  | \$28.41       | \$25.49  | \$6.44   | \$4.42  |
| Ferguson Municipal Public Library      | 21,203   | \$30.26       | \$28.39  | \$11.04 | \$11.04 | \$43.10       | \$40.43  | \$4.76   | \$15.73 |
| Festus Public Library                  | 11,602   | \$24.94       | \$25.91  | \$6.70  | \$6.70  | \$21.36       | \$22.19  | \$8.31   | \$5.74  |
| Gentry County Library                  | 5,008    | \$73.91       | \$46.52  | \$3.85  | \$3.85  | \$87.52       | \$55.08  | \$5.54   | \$4.56  |
| Grundy County-Jewett Norris Library    | 10,261   | \$50.47       | \$24.95  | \$7.93  | \$7.93  | \$55.44       | \$27.41  | \$11.66  | \$8.71  |
| Hamilton Public Library                | 1,809    | \$30.07       | \$23.61  | \$10.22 | \$10.22 | \$43.55       | \$34.19  | \$18.16  | \$14.79 |
| Hannibal Free Public Library           | 17,916   | \$93.28       | \$43.13  | \$10.37 | \$10.37 | \$113.64      | \$52.54  | \$29.25  | \$12.63 |
| Heartland Regional Library System      | 33,924   | \$113.54      | \$20.68  | \$10.06 | \$10.06 | \$139.01      | \$25.32  | \$37.35  | \$12.32 |
| Henry County Library                   | 22,272   | \$58.16       | \$30.08  | \$6.52  | \$6.52  | \$63.74       | \$32.97  | \$4.09   | \$7.14  |
| Hickory County Library                 | 9,627    | \$16.97       | \$18.02  | \$4.51  | \$4.51  | \$18.29       | \$19.42  | \$18.01  | \$4.86  |
| Howard County Public Library           | 9,077    | \$39.59       | \$16.28  | \$6.89  | \$6.89  | \$33.84       | \$13.92  | \$9.51   | \$5.89  |
| James Memorial Library                 | 4,216    | \$57.82       | \$27.95  | \$2.75  | \$2.75  | \$64.15       | \$31.01  | \$9.41   | \$3.05  |
| Jefferson County Library               | 131,842  | \$58.56       | \$25.75  | \$6.13  | \$6.13  | \$95.65       | \$42.06  | \$20.00  | \$10.01 |
| Joplin Public Library                  | 48,109   | \$64.35       | \$38.88  | \$6.24  | \$6.24  | \$76.40       | \$46.16  | \$18.24  | \$7.40  |
| Kansas City Public Library             | 218,765  | \$112.50      | \$101.47 | \$12.56 | \$12.56 | \$139.56      | \$125.88 | \$24.79  | \$15.58 |
| Keller Public Library of Dexter        | 7,864    | \$28.71       | \$25.40  | \$6.49  | \$6.49  | \$28.59       | \$25.29  | \$9.75   | \$6.47  |
| Kirkwood Public Library                | 27,518   | \$86.51       | \$78.73  | \$4.65  | \$4.65  | \$108.43      | \$98.67  | \$22.37  | \$5.83  |
| LaPlata Public Library                 | 1,366    | \$48.45       | \$15.46  | \$4.92  | \$4.92  | \$55.30       | \$17.65  | \$12.20  | \$5.61  |
| Lebanon-Laclede County Library         | 35,571   | \$23.94       | \$21.83  | \$4.29  | \$4.29  | \$25.08       | \$22.87  | \$5.83   | \$4.49  |
| Lewis Library of Glasgow               | 1,103    | \$22.82       | \$29.55  | \$3.69  | \$3.69  | \$29.58       | \$38.29  | \$7.34   | \$4.78  |
| Lilbourn Memorial Library              | 1,010    | \$28.49       | \$10.91  | \$7.36  | \$7.36  | \$46.96       | \$18.00  | \$113.59 | \$12.14 |
| Little Dixie Regional Libraries        | 32,334   | \$48.61       | \$38.04  | \$8.91  | \$8.91  | \$59.97       | \$46.93  | \$6.37   | \$10.99 |
| Livingston County Library              | 15,195   | \$32.03       | \$46.90  | \$5.27  | \$5.27  | \$37.05       | \$54.24  | \$12.84  | \$6.10  |
| Lockwood Public Library                | 923      | \$70.34       | \$24.01  | \$3.57  | \$3.57  | \$103.57      | \$35.35  | \$7.65   | \$5.26  |
| Louisiana Public Library               | 3,364    | \$9.22        | \$17.30  | \$6.89  | \$6.89  | \$9.68        | \$18.17  | \$6.24   | \$7.24  |
| Macon Public Library                   | 5,471    | \$34.56       | \$29.52  | \$3.28  | \$3.28  | \$34.73       | \$29.66  | \$2.41   | \$3.30  |
| Maplewood Public Library               | 8,046    | \$70.00       | \$57.68  | \$5.26  | \$5.26  | \$93.16       | \$76.77  | \$20.59  | \$7.01  |
| Marceline Carnegie Library             | 2,233    | \$38.79       | \$35.17  | \$6.16  | \$6.16  | \$40.76       | \$36.96  | \$8.19   | \$6.48  |
| Marion County Library District         | 6,732    | \$43.96       | \$25.73  | \$3.20  | \$3.20  | \$67.67       | \$39.62  | \$11.75  | \$4.92  |
| Marshall Public Library                | 13,065   | \$20.74       | \$21.81  | \$15.83 | \$15.83 | \$20.33       | \$21.38  | \$8.12   | \$15.52 |
| Maryville Public Library               | 11,972   | \$147.47      | \$33.12  | \$7.99  | \$7.99  | \$178.51      | \$40.10  | \$27.25  | \$9.67  |
| McDonald County Library                | 23,083   | \$22.44       | \$13.30  | \$6.48  | \$6.48  | \$25.36       | \$15.03  | \$10.47  | \$7.32  |
| Mercer County Library                  | 3,785    | \$48.14       | \$32.11  | \$11.25 | \$11.25 | \$60.34       | \$40.26  | \$18.09  | \$14.11 |
| Mexico-Audrain County Library District | 25,529   | \$63.98       | \$31.32  | \$9.55  | \$9.55  | \$78.54       | \$38.44  | \$15.54  | \$11.73 |
| Mid-Continent Public Library           | 762,446  | \$118.67      | \$75.45  | \$7.33  | \$7.33  | \$124.64      | \$79.25  | \$31.75  | \$7.70  |
| Mississippi County Library District    | 14,358   | \$63.52       | \$30.92  | \$27.35 | \$27.35 | \$55.94       | \$27.23  | \$7.80   | \$24.09 |
| Missouri River Regional Library        | 89,868   | \$54.06       | \$33.17  | \$5.20  | \$5.20  | \$63.23       | \$38.80  | \$14.95  | \$6.08  |
| Moniteau County Library                | 12,345   | \$39.55       | \$16.07  | \$4.79  | \$4.79  | \$47.13       | \$19.14  | \$19.12  | \$5.71  |
| Monroe City Public Library             | 2,456    | \$27.05       | \$16.82  | \$7.97  | \$7.97  | \$44.08       | \$27.41  | \$41.91  | \$12.99 |
| Montgomery City Public Library         | 2,834    | \$98.65       | \$69.93  | \$7.89  | \$7.89  | \$96.05       | \$68.09  | \$13.95  | \$7.68  |

## Missouri State Library; FY20 PLS

## Usage, Income and Expense Comparisons

| Library                                    | LSA Pop. | Exp. Per      |          |         |         | Rev. Per      |          |         |         |
|--|----------|---------------|----------|---------|---------|---------------|----------|---------|---------|
|  |          | Reg. Borrower | LSA Pop. | Visit   | Circ.   | Reg. Borrower | LSA Pop. | Visit   | Circ.   |
| Morgan County Library                      | 20,565   | \$56.90       | \$20.90  | \$5.04  | \$5.04  | \$57.55       | \$21.14  | \$17.39 | \$5.10  |
| Mound City Public Library                  | 1,159    | \$84.31       | \$50.77  | \$6.38  | \$6.38  | \$101.62      | \$61.20  | \$9.22  | \$7.69  |
| Mountain View Public Library               | 2,719    | \$28.45       | \$55.83  | \$2.48  | \$2.48  | \$30.12       | \$59.12  | \$2.44  | \$2.63  |
| Neosho Newton County Library               | 53,960   | \$125.96      | \$15.76  | \$4.67  | \$4.67  | \$129.86      | \$16.25  | \$4.76  | \$4.81  |
| Nevada Public Library                      | 8,386    | \$31.65       | \$30.48  | \$5.72  | \$5.72  | \$34.35       | \$33.08  | \$6.08  | \$6.20  |
| New Madrid County Library                  | 17,256   | \$97.76       | \$26.42  | \$11.13 | \$11.13 | \$136.80      | \$36.97  | \$30.93 | \$15.57 |
| Norborne Public Library                    | 708      | \$216.56      | \$22.94  | \$12.47 | \$12.47 | \$211.00      | \$22.35  | \$25.36 | \$12.15 |
| North Kansas City Public Library           | 4,208    | \$66.58       | \$225.00 | \$9.56  | \$9.56  | \$78.17       | \$264.16 | \$20.20 | \$11.22 |
| Northeast Missouri Library Service         | 19,104   | \$76.74       | \$15.14  | \$7.91  | \$7.91  | \$103.03      | \$20.33  | \$21.67 | \$10.62 |
| Oregon County Library District             | 10,881   | \$100.53      | \$20.36  | \$9.47  | \$9.47  | \$107.12      | \$21.70  | \$10.20 | \$10.09 |
| Oregon Public Library                      | 857      | \$13.91       | \$27.35  | \$17.52 | \$17.52 | \$20.89       | \$41.08  | \$14.30 | \$26.31 |
| Ozark Regional Library                     | 22,856   | \$69.62       | \$24.31  | \$13.78 | \$13.78 | \$95.26       | \$33.26  | \$9.67  | \$18.86 |
| Park Hills Public Library                  | 8,759    | \$10.65       | \$20.42  | \$8.56  | \$8.56  | \$10.65       | \$20.42  | \$12.51 | \$8.56  |
| Piedmont Public Library                    | 1,977    | \$32.29       | \$44.96  | \$5.37  | \$5.37  | \$32.29       | \$44.96  | \$10.47 | \$5.37  |
| Polk County Library                        | 31,137   | \$39.98       | \$23.62  | \$4.22  | \$4.22  | \$47.19       | \$27.88  | \$8.97  | \$4.98  |
| Poplar Bluff Public Library                | 17,023   | \$113.91      | \$63.09  | \$5.37  | \$5.37  | \$145.55      | \$80.62  | \$14.20 | \$6.87  |
| Price James Memorial Library               | 3,262    | \$32.67       | \$22.16  | \$4.32  | \$4.32  | \$35.95       | \$24.39  | \$13.53 | \$4.75  |
| Pulaski County Library                     | 50,781   | \$51.48       | \$13.35  | \$10.24 | \$10.24 | \$56.94       | \$14.76  | \$10.98 | \$11.33 |
| Putnam County Public Library               | 4,979    | \$97.57       | \$37.15  | \$6.20  | \$6.20  | \$108.88      | \$41.46  | \$10.85 | \$6.92  |
| Puxico Public Library                      | 881      | \$14.87       | \$35.45  | \$19.10 | \$19.10 | \$18.51       | \$44.12  | \$17.28 | \$23.78 |
| Ralls County Library                       | 9,826    | \$379.08      | \$21.33  | \$26.85 | \$26.85 | \$390.72      | \$21.99  | \$21.93 | \$27.67 |
| Ray County Public Library                  | 23,494   | \$57.52       | \$18.31  | \$9.75  | \$9.75  | \$96.18       | \$30.62  | \$18.50 | \$16.31 |
| Reynolds County Library District           | 6,696    | \$60.59       | \$26.66  | \$6.02  | \$6.02  | \$83.90       | \$36.91  | \$16.84 | \$8.34  |
| Rich Hill Memorial Library                 | 1,396    | \$16.36       | \$14.02  | \$2.48  | \$2.48  | \$23.45       | \$20.11  | \$7.50  | \$3.55  |
| Richmond Heights Memorial Library          | 8,603    | \$74.85       | \$79.89  | \$5.62  | \$5.62  | \$87.10       | \$92.97  | \$11.22 | \$6.54  |
| Riverside Regional Library                 | 81,379   | \$33.31       | \$15.82  | \$3.94  | \$3.94  | \$38.74       | \$18.39  | \$6.66  | \$4.58  |
| Robertson Memorial Library                 | 4,494    | \$23.85       | \$19.58  | \$9.01  | \$9.01  | \$22.66       | \$18.60  | \$23.10 | \$8.56  |
| Rock Hill Public Library                   | 4,635    | \$109.25      | \$68.26  | \$7.62  | \$7.62  | \$120.14      | \$75.06  | \$21.05 | \$8.38  |
| Rolla Public Library                       | 19,559   | \$55.95       | \$23.81  | \$4.49  | \$4.49  | \$59.48       | \$25.31  | \$6.92  | \$4.78  |
| Rolling Hills Consolidated                 | 41,428   | \$115.49      | \$52.02  | \$6.13  | \$6.13  | \$173.17      | \$78.00  | \$22.14 | \$9.19  |
| Saint Charles City-County Library District | 360,485  | \$118.36      | \$54.01  | \$3.84  | \$3.84  | \$124.72      | \$56.91  | \$16.60 | \$4.05  |
| Saint Clair County Library                 | 8,678    | \$37.86       | \$30.41  | \$4.46  | \$4.46  | \$37.86       | \$30.40  | \$3.43  | \$4.45  |
| Saint Joseph Public Library                | 65,064   | \$74.94       | \$43.90  | \$12.75 | \$12.75 | \$90.46       | \$53.00  | \$24.56 | \$15.39 |
| Saint Louis County Library                 | 859,148  | \$73.34       | \$60.95  | \$3.25  | \$3.25  | \$82.07       | \$68.21  | \$11.36 | \$3.64  |
| Saint Louis Public Library                 | 319,294  | \$264.74      | \$82.87  | \$12.43 | \$12.43 | \$278.37      | \$87.13  | \$28.60 | \$13.07 |
| Salem Public Library                       | 4,950    | \$51.02       | \$46.78  | \$7.30  | \$7.30  | \$39.41       | \$36.14  | \$9.63  | \$5.64  |
| Sarcoxi Public Library                     | 1,330    | \$33.93       | \$43.22  | \$18.63 | \$18.63 | \$49.42       | \$62.94  | \$7.81  | \$27.13 |
| Scenic Regional Library                    | 141,988  | \$41.69       | \$23.27  | \$5.12  | \$5.12  | \$72.09       | \$40.24  | \$18.12 | \$8.86  |
| Schuyler County Library                    | 4,431    | \$137.98      | \$19.12  | \$5.29  | \$5.29  | \$154.31      | \$21.38  | \$15.13 | \$5.92  |
| Scotland County Memorial Library           | 4,843    | \$49.82       | \$28.86  | \$3.67  | \$3.67  | \$58.57       | \$33.93  | \$11.67 | \$4.32  |
| Sedalia Public Library                     | 20,110   | \$60.80       | \$35.06  | \$9.17  | \$9.17  | \$65.45       | \$37.74  | \$9.71  | \$9.88  |
| Seymour Community Library                  | 950      | \$10.69       | \$46.91  | \$3.37  | \$3.37  | \$14.96       | \$65.65  | \$5.03  | \$4.72  |
| Sikeston Public Library                    | 14,643   | \$30.02       | \$22.73  | \$9.90  | \$9.90  | \$36.53       | \$27.66  | \$15.37 | \$12.05 |

## Missouri State Library; FY20 PLS

## Usage, Income and Expense Comparisons

| Library                                    | LSA Pop. | Exp. Per      | Exp. Per | Exp. Per | Exp. per | Rev. Per      |          |         |         |
|--|----------|---------------|----------|----------|----------|---------------|----------|---------|---------|
|  |          | Reg. Borrower | LSA Pop. | Visit    | Circ.    | Reg. Borrower | LSA Pop. | Visit   | Circ.   |
| Slater Public Library                      | 1,856    | \$105.65      | \$23.39  | \$8.38   | \$8.38   | \$130.50      | \$28.90  | \$32.02 | \$10.35 |
| Springfield-Greene County Library District | 275,174  | \$115.08      | \$50.91  | \$5.83   | \$5.83   | \$125.32      | \$55.44  | \$11.26 | \$6.35  |
| Steele Public Library                      | 2,172    | \$15.06       | \$8.77   | \$22.36  | \$22.36  | \$19.25       | \$11.21  | \$17.96 | \$28.58 |
| Stone County Library                       | 32,202   | \$65.73       | \$18.54  | \$15.82  | \$15.82  | \$74.10       | \$20.90  | \$12.85 | \$17.84 |
| Sullivan County Public Library             | 6,714    | \$21.25       | \$10.38  | \$2.73   | \$2.73   | \$31.68       | \$15.48  | \$5.21  | \$4.07  |
| Sweet Springs Public Library               | 1,484    | \$68.02       | \$18.93  | \$5.74   | \$5.74   | \$59.89       | \$16.67  | \$6.51  | \$5.05  |
| Texas County Library                       | 26,008   | \$16.03       | \$10.19  | \$4.14   | \$4.14   | \$20.76       | \$13.20  | \$6.51  | \$5.36  |
| Trails Regional Library                    | 81,482   | \$69.98       | \$30.06  | \$10.88  | \$10.88  | \$88.62       | \$38.07  | \$31.02 | \$13.77 |
| University City Public Library             | 35,371   | \$55.70       | \$59.44  | \$6.89   | \$6.89   | \$75.79       | \$80.87  | \$19.89 | \$9.37  |
| Valley Park Community Library              | 3,380    | \$57.19       | \$22.54  | \$12.04  | \$12.04  | \$67.48       | \$26.59  | \$35.77 | \$14.21 |
| Washington County Library                  | 25,195   | \$20.43       | \$17.75  | \$8.66   | \$8.66   | \$22.34       | \$19.41  | \$12.32 | \$9.46  |
| Washington Public Library                  | 8,713    | \$107.17      | \$77.63  | \$6.60   | \$6.60   | \$120.88      | \$87.56  | \$10.05 | \$7.45  |
| Webb City Public Library                   | 10,996   | \$35.62       | \$27.90  | \$9.65   | \$9.65   | \$40.02       | \$31.35  | \$12.09 | \$10.84 |
| Webster County Library                     | 35,252   | \$50.98       | \$14.17  | \$3.71   | \$3.71   | \$54.80       | \$15.23  | \$6.04  | \$3.98  |
| Webster Groves Public Library              | 22,995   | \$80.25       | \$48.87  | \$4.94   | \$4.94   | \$119.63      | \$72.86  | \$9.08  | \$7.37  |
| Wellsville Public Library                  | 1,217    | \$23.23       | \$21.69  | \$9.06   | \$9.06   | \$31.73       | \$29.62  | \$18.14 | \$12.37 |
| West Plains Public Library                 | 11,986   | \$39.20       | \$50.37  | \$5.11   | \$5.11   | \$41.25       | \$53.00  | \$11.39 | \$5.38  |
| Willow Springs Public Library              | 2,184    | \$21.72       | \$22.48  | \$2.19   | \$2.19   | \$30.11       | \$31.15  | \$6.80  | \$3.03  |
| Worth County Library                       | 2,171    | \$56.96       | \$7.14   | \$8.78   | \$8.78   | \$161.13      | \$20.19  | \$46.82 | \$24.83 |
| Wright County Library                      | 18,815   | \$25.35       | \$15.61  | \$3.89   | \$3.89   | \$28.76       | \$17.70  | \$10.84 | \$4.42  |

FY 2020

Usage, Income, and Revenue Comparisons

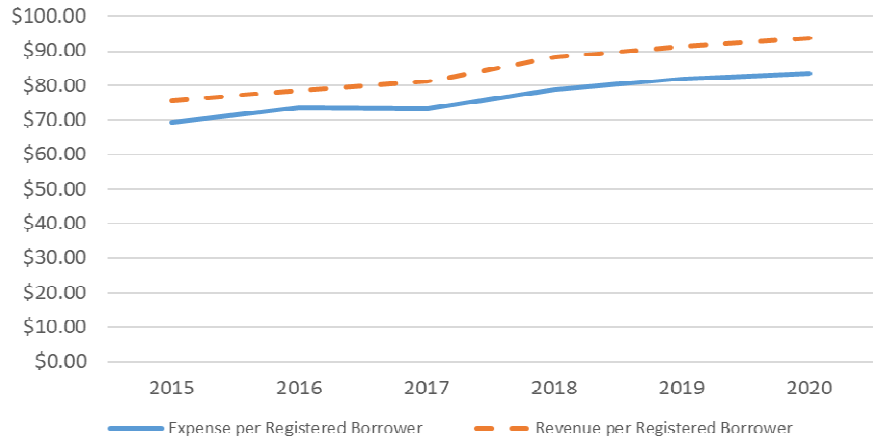
| Population Group            | LSA Pop.  | Exp. Per      | Exp. Per | Exp. Per | Exp. per | Rev. Per      |          | Rev. Per | Rev. per | Rev. Per |
|-----------------------------|-----------|---------------|----------|----------|----------|---------------|----------|----------|----------|----------|
|                             |           | Reg. Borrower | LSA Pop. | Visit    | Circ.    | Reg. Borrower | LSA Pop. | Visit    | Circ.    |          |
| <b>Missouri (N=151)</b>     |           |               |          |          |          |               |          |          |          |          |
| Average                     | 36,661    | \$57.81       | \$32.81  | \$7.91   | \$7.91   | \$69.23       | \$39.11  | \$15.19  | \$9.58   |          |
| Median                      | 8,759     | \$48.45       | \$25.26  | \$6.52   | \$6.52   | \$55.94       | \$30.40  | \$12.08  | \$7.45   |          |
| Statewide                   | 5,462,497 | \$83.41       | \$50.51  | \$13.96  | \$5.58   | \$93.79       | \$56.80  | \$15.70  | \$6.27   |          |
| <b>75,000+ (N=14)</b>       |           |               |          |          |          |               |          |          |          |          |
| Average                     | 264,426   | \$90.14       | \$48.07  | \$6.58   | \$6.58   | \$102.48      | \$55.09  | \$18.71  | \$7.85   |          |
| Median                      | 172,589   | \$71.66       | \$42.04  | \$5.42   | \$5.42   | \$92.14       | \$48.75  | \$16.83  | \$6.22   |          |
| Group                       | 3,701,961 | \$98.23       | \$60.33  | \$16.00  | \$5.44   | \$108.60      | \$66.69  | \$17.69  | \$6.01   |          |
| <b>30,000-74,999 (N=18)</b> |           |               |          |          |          |               |          |          |          |          |
| Average                     | 43,507    | \$65.81       | \$29.38  | \$7.26   | \$7.26   | \$76.48       | \$35.08  | \$13.12  | \$8.43   |          |
| Median                      | 35,571    | \$55.70       | \$23.62  | \$6.24   | \$6.24   | \$65.67       | \$26.51  | \$10.15  | \$7.40   |          |
| Group                       | 739,616   | \$58.86       | \$29.37  | \$9.27   | \$6.48   | \$69.58       | \$34.72  | \$10.96  | \$7.66   |          |
| <b>15,000-29,999 (N=21)</b> |           |               |          |          |          |               |          |          |          |          |
| Average                     | 21,197    | \$57.54       | \$28.89  | \$7.10   | \$7.10   | \$73.17       | \$36.07  | \$14.18  | \$9.08   |          |
| Median                      | 21,203    | \$58.16       | \$24.31  | \$6.48   | \$6.48   | \$65.45       | \$30.62  | \$10.84  | \$7.32   |          |
| Group                       | 487,542   | \$83.73       | \$50.58  | \$13.98  | \$5.58   | \$94.13       | \$56.87  | \$15.72  | \$6.27   |          |
| <b>9,500-14,999 (N=20)</b>  |           |               |          |          |          |               |          |          |          |          |
| Average                     | 12,232    | \$62.85       | \$24.69  | \$9.93   | \$9.93   | \$70.65       | \$28.80  | \$13.98  | \$11.06  |          |
| Median                      | 12,345    | \$37.76       | \$21.81  | \$7.93   | \$7.93   | \$41.22       | \$22.19  | \$12.08  | \$9.67   |          |
| Group                       | 232,404   | \$38.69       | \$24.85  | \$10.83  | \$8.04   | \$45.75       | \$29.38  | \$12.80  | \$9.50   |          |
| <b>6,000-9,499 (N=19)</b>   |           |               |          |          |          |               |          |          |          |          |
| Average                     | 7,613     | \$51.32       | \$34.55  | \$6.05   | \$6.05   | \$68.94       | \$43.42  | \$12.12  | \$7.46   |          |
| Median                      | 7,864     | \$41.95       | \$25.73  | \$5.72   | \$5.72   | \$55.43       | \$33.08  | \$10.05  | \$6.77   |          |
| Group                       | 144,645   | \$46.86       | \$35.32  | \$8.15   | \$5.47   | \$58.72       | \$44.26  | \$10.21  | \$6.85   |          |
| <b>3,000-5,999 (N=22)</b>   |           |               |          |          |          |               |          |          |          |          |
| Average                     | 4,425     | \$57.69       | \$43.11  | \$6.68   | \$6.68   | \$65.16       | \$49.11  | \$13.30  | \$7.42   |          |
| Median                      | 4,518     | \$55.29       | \$29.19  | \$6.55   | \$6.55   | \$62.25       | \$32.47  | \$11.26  | \$6.87   |          |
| Group                       | 97,356    | \$51.71       | \$43.25  | \$9.29   | \$5.91   | \$58.81       | \$49.19  | \$10.57  | \$6.73   |          |
| <b>1,500-2,999 (N=20)</b>   |           |               |          |          |          |               |          |          |          |          |
| Average                     | 2,174     | \$38.63       | \$30.30  | \$10.16  | \$10.16  | \$50.97       | \$35.10  | \$17.80  | \$13.44  |          |
| Median                      | 2,171     | \$30.07       | \$23.39  | \$7.97   | \$7.97   | \$40.76       | \$28.90  | \$13.95  | \$8.94   |          |
| Group                       | 41,302    | \$33.71       | \$30.25  | \$7.96   | \$5.59   | \$38.89       | \$34.90  | \$9.18   | \$6.45   |          |

FY 2020

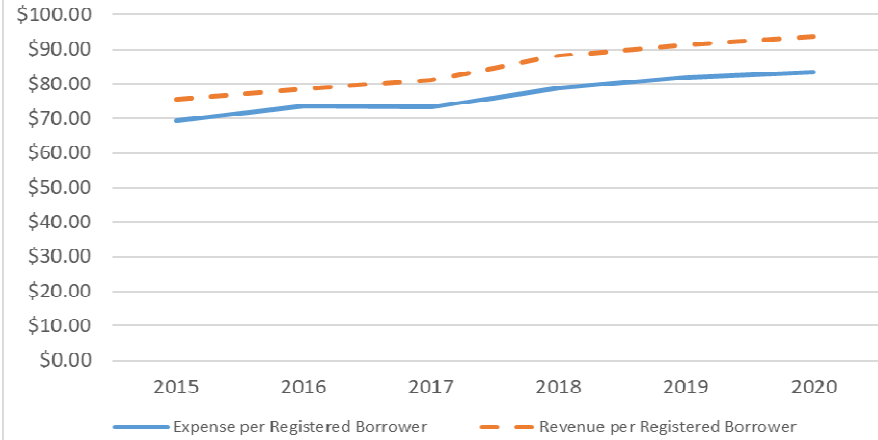
Usage, Income, and Revenue Comparisons

| Population Group          | LSA Pop. | Exp. Per      | Exp. Per | Exp. Per | Exp. per | Rev. Per      |                   |                |                |  |
|---------------------------|----------|---------------|----------|----------|----------|---------------|-------------------|----------------|----------------|--|
|                           |          | Reg. Borrower | LSA Pop. | Visit    | Circ.    | Reg. Borrower | Rev. Per LSA Pop. | Rev. per Visit | Rev. Per Circ. |  |
| <b>Under 1,499 (N=17)</b> |          |               |          |          |          |               |                   |                |                |  |
| <b>Average</b>            | 1,104    | \$575.24      | \$391.88 | \$296.35 | \$239.04 | \$207.98      | \$182.83          | \$162.53       | \$145.82       |  |
| <b>Median</b>             | 1,127    | \$448.65      | \$43.22  | \$23.20  | \$19.10  | \$22.16       | \$22.63           | \$19.85        | \$18.93        |  |
| <b>Group</b>              | 16,150   | \$24.28       | \$24.88  | \$7.36   | \$6.21   | \$30.70       | \$31.46           | \$9.31         | \$7.86         |  |

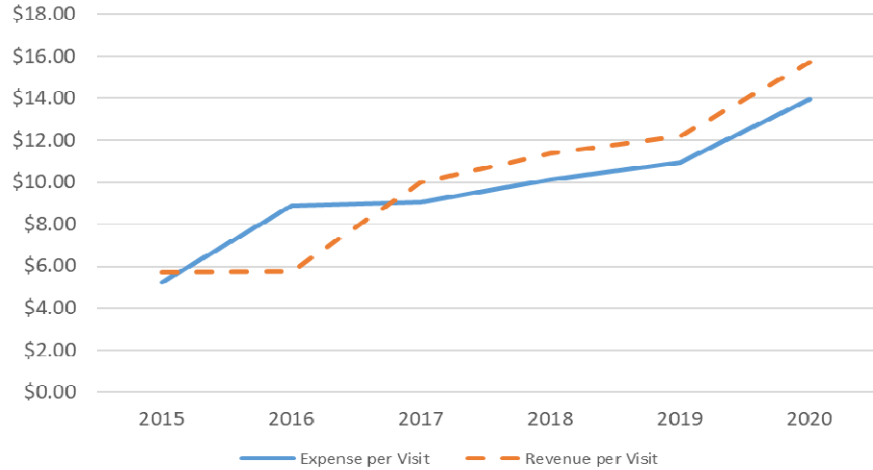
**Statewide Revenue and Expense per Registered Borrower by Year**



**Statewide Revenue and Expense per Registered Borrower by Year**



**Statewide Revenue and Expense per Library Visit by Year**



**Statewide Revenue and Expense per Circulation by Year**

