

Missouri State Library: 2023 PLS

Library	Staff			Expenditures and Personnel					
	Pop. Served	Total FTE Paid Staff	Personnel Expenditures	Print Material & Serial Subscript.	Electronic Materials	AV & Other Materials	Collection Expend.	Other Expend.	Total Expend.
Adair County Public Library	25,314	7.3	\$294,432	\$78,628	\$45,582	\$12,315	\$136,525	\$115,249	\$546,206
Adrian Community Library	1,730	0.0	\$0	\$4,026	\$3,588	\$0	\$7,614	\$17,919	\$25,533
Advance Community Library	1,349	0.5	\$12,824	\$1,075	\$2,095	\$0	\$3,170	\$3,216	\$19,210
Albany Carnegie Public Library	1,670	2.1	\$85,668	\$5,575	\$2,500	\$1,429	\$9,504	\$41,424	\$136,596
Appleton City Library	1,032	0.9	\$18,326	\$344	\$0	\$0	\$344	\$8,378	\$27,048
Atchison County Library	5,305	5.6	\$232,218	\$28,714	\$2,204	\$8,975	\$39,893	\$66,060	\$338,171
Barry-Lawrence Regional Library	72,535	36.2	\$1,513,341	\$143,397	\$76,971	\$15,557	\$235,925	\$1,039,904	\$2,789,170
Barton County Library	11,637	4.3	\$165,832	\$12,832	\$4,997	\$5,047	\$22,876	\$132,395	\$321,103
Bernie Public Library	1,859	0.8	\$19,973	\$2,834	\$0	\$0	\$2,834	\$17,050	\$39,857
Bethany Public Library	2,915	2.0	\$40,082	\$10,499	\$2,100	\$70	\$12,669	\$12,757	\$65,508
Bloomfield Public Library	1,755	1.1	\$27,695	\$2,001	\$0	\$0	\$2,001	\$2,362	\$32,058
Bollinger County Library	10,567	2.4	\$105,898	\$4,323	\$0	\$145	\$4,468	\$66,165	\$176,531
Bonne Terre Memorial Library	6,903	2.3	\$89,406	\$13,373	\$2,596	\$0	\$15,969	\$44,807	\$150,182
Boonslick Regional Library	59,455	19.7	\$885,951	\$154,366	\$60,147	\$43,540	\$258,053	\$349,398	\$1,493,402
Bowling Green Public Library	4,195	1.8	\$52,493	\$11,766	\$2,400	\$1,319	\$15,485	\$30,194	\$98,172
Brentwood Public Library	8,233	6.3	\$377,596	\$59,548	\$29,069	\$24,070	\$112,687	\$228,464	\$718,747
Brookfield Public Library	4,111	2.9	\$98,043	\$17,152	\$6,446	\$2,892	\$26,490	\$41,736	\$166,269
Caldwell County Library	6,867	1.8	\$71,614	\$5,119	\$2,100	\$0	\$7,219	\$20,462	\$99,295
Camden County Library	42,745	24.2	\$1,400,949	\$81,711	\$38,216	\$1,113	\$121,040	\$299,321	\$1,821,310
Cameron Public Library	8,513	4.3	\$131,295	\$15,601	\$2,695	\$135	\$18,431	\$68,124	\$217,850
Canton Public Library	2,724	1.6	\$57,901	\$3,277	\$2,100	\$3,866	\$9,243	\$29,031	\$96,175
Cape Girardeau Public Library	36,170	18.6	\$872,554	\$109,987	\$36,708	\$18,850	\$165,545	\$295,031	\$1,333,130
Carnegie (Shelbina) Public Library	1,613	1.5	\$55,071	\$7,304	\$2,100	\$0	\$9,404	\$4,863	\$69,338
Carrollton Public Library	3,514	3.9	\$133,428	\$19,418	\$2,600	\$8,096	\$30,114	\$59,897	\$223,439
Carter County Library	5,202	4.3	\$92,015	\$31,810	\$2,180	\$9,725	\$43,715	\$3,250	\$138,980
Carthage Public Library	15,522	17.1	\$616,000	\$46,020	\$5,823	\$3,190	\$55,033	\$266,000	\$937,033
Caruthersville Public Library	5,562	5.1	\$130,326	\$30,820	\$23,805	\$18,819	\$73,444	\$62,739	\$266,509
Cass County Public Library	107,824	42.5	\$2,213,965	\$189,334	\$184,300	\$10,319	\$383,953	\$1,293,976	\$3,891,894
Cedar County Library District	14,188	8.0	\$204,679	\$15,841	\$3,800	\$846	\$20,487	\$68,804	\$293,970
Centralia Public Library	4,053	3.6	\$207,004	\$26,679	\$10,036	\$11,184	\$47,899	\$63,537	\$318,440
Chaffee Public Library	3,057	1.3	\$35,573	\$9,726	\$0	\$1,447	\$11,173	\$11,697	\$58,443
Christian County Library	88,842	43.3	\$2,002,631	\$80,320	\$131,325	\$25,994	\$237,639	\$522,393	\$2,762,663
Clarence Public Library	738	0.3	\$2,584	\$1,394	\$0	\$0	\$1,394	\$0	\$3,978
Conran Memorial Library	2,493	0.9	\$28,246	\$9,110	\$0	\$400	\$9,510	\$511	\$38,267
Crawford County Library	21,563	6.7	\$232,976	\$48,770	\$3,800	\$22,707	\$75,277	\$330,178	\$638,431
Crystal City Public Library	4,740	2.2	\$64,792	\$5,860	\$2,760	\$100	\$8,720	\$24,165	\$97,677
Dade County Library	6,763	2.1	\$71,284	\$18,550	\$3,000	\$1,500	\$23,050	\$13,600	\$107,934

Missouri State Library: 2023 PLS

Staff

Expenditures and Personnel

Library	Pop. Served	Total FTE		Print Material & Serial Subscript.	Electronic Materials	AV & Other Materials	Collection Expend.	Other Expend.	Total Expend.
		Paid Staff	Personnel Expenditures						
Dallas County Library	17,071	3.2	\$108,818	\$12,008	\$3,800	\$1,830	\$17,638	\$44,541	\$170,997
Daniel Boone Regional Library	223,840	127.7	\$7,465,450	\$525,893	\$1,244,754	\$167,670	\$1,938,317	\$3,521,666	\$12,925,433
Daviess County Library	8,430	3.4	\$116,391	\$11,987	\$4,208	\$3,300	\$19,495	\$53,140	\$189,026
De Soto Public Library	6,449	5.5	\$189,806	\$21,001	\$14,452	\$2,300	\$37,753	\$89,608	\$317,167
Desloge Public Library	4,823	1.5	\$47,159	\$13,375	\$3,370	\$710	\$17,455	\$31,654	\$96,268
Doniphan-Ripley County Library District	10,679	5.1	\$160,939	\$16,204	\$3,800	\$500	\$20,504	\$33,150	\$214,593
Douglas County Public Library	11,578	2.1	\$95,231	\$20,580	\$4,300	\$2,699	\$27,579	\$30,063	\$152,873
Dulany Memorial Library	1,563	0.8	\$28,506	\$2,927	\$2,100	\$802	\$5,829	\$11,349	\$45,684
Dunklin County Library	28,283	11.7	\$456,713	\$78,534	\$8,000	\$2,822	\$89,356	\$232,855	\$778,924
Farmington Public Library	18,217	9.5	\$354,521	\$46,448	\$5,730	\$6,006	\$58,184	\$121,501	\$534,206
Ferguson Municipal Public Library	18,527	8.9	\$487,795	\$34,188	\$24,076	\$5,636	\$63,900	\$115,192	\$666,887
Festus Public Library	12,706	5.7	\$250,506	\$25,238	\$3,718	\$2,182	\$31,138	\$585,246	\$866,890
Gentry County Library	4,492	2.8	\$181,423	\$15,990	\$5,045	\$456	\$21,491	\$56,513	\$259,427
Grundy County-Jewett Norris Library	9,808	6.7	\$150,664	\$16,139	\$8,070	\$732	\$24,941	\$72,377	\$247,982
Hamilton Public Library	1,690	1.2	\$38,534	\$8,001	\$2,100	\$3,689	\$13,790	\$14,332	\$66,656
Hannibal Free Public Library	17,086	10.1	\$561,004	\$55,968	\$14,096	\$9,860	\$79,924	\$145,195	\$786,123
Heartland Regional Library System	33,154	11.6	\$496,876	\$145,865	\$37,848	\$77,479	\$261,192	\$229,141	\$987,209
Henry County Library	21,946	10.8	\$376,866	\$20,673	\$8,725	\$4,355	\$33,753	\$255,555	\$666,174
Hickory County Library	8,279	3.4	\$112,751	\$20,023	\$7,433	\$8,528	\$35,984	\$38,144	\$186,879
Howard County Public Library	9,094	2.3	\$92,041	\$9,882	\$3,000	\$1,537	\$14,419	\$32,475	\$138,935
James Memorial Library	3,935	2.5	\$100,879	\$8,686	\$2,100	\$0	\$10,786	\$9,191	\$120,856
Jefferson County Library	135,409	51.6	\$2,765,574	\$300,864	\$165,445	\$96,430	\$562,739	\$851,195	\$4,179,508
Joplin Public Library	48,784	30.0	\$1,471,550	\$120,308	\$85,098	\$235,470	\$440,876	\$647,783	\$2,560,209
Kansas City Public Library	232,498	213.6	\$16,301,848	\$1,050,011	\$1,834,265	\$166,675	\$3,050,951	\$10,009,984	\$29,362,783
Keller Public Library of Dexter	7,927	2.7	\$119,951	\$18,810	\$9,804	\$2,147	\$30,761	\$61,605	\$212,317
Kirkwood Public Library	29,461	29.0	\$1,412,045	\$238,158	\$99,625	\$37,791	\$375,574	\$917,713	\$2,705,332
LaPlata Public Library	1,257	0.4	\$9,333	\$3,363	\$0	\$0	\$3,363	\$8,824	\$21,520
Lebanon-Laclede County Library	36,039	15.5	\$430,726	\$55,000	\$10,000	\$16,000	\$81,000	\$291,523	\$803,249
Lewis Library of Glasgow	1,087	0.8	\$22,861	\$4,856	\$725	\$347	\$5,928	\$4,286	\$33,075
Lilbourn Memorial Library	822	0.4	\$10,501	\$903	\$0	\$0	\$903	\$11,404	\$22,808
Little Dixie Regional Libraries	31,406	17.7	\$755,053	\$164,552	\$38,956	\$83,859	\$287,367	\$548,840	\$1,591,260
Livingston County Library	14,557	16.9	\$559,683	\$39,241	\$39,453	\$16,137	\$94,831	\$311,202	\$965,716
Louisiana Public Library	3,199	1.2	\$31,557	\$2,600	\$1,350	\$400	\$4,350	\$1,834	\$37,741
Macon Public Library	5,457	5.5	\$110,378	\$19,733	\$2,100	\$1,500	\$23,333	\$93,553	\$227,264
Maplewood Public Library	8,269	7.1	\$361,719	\$41,202	\$20,640	\$5,235	\$67,077	\$115,287	\$544,083
Marceline Carnegie Library	2,123	1.8	\$53,838	\$5,759	\$2,579	\$3,686	\$12,024	\$15,639	\$81,501
Marion County Library District	6,734	4.2	\$111,324	\$21,745	\$2,100	\$2,339	\$26,184	\$84,818	\$222,326

Missouri State Library: 2023 PLS

Staff

Expenditures and Personnel

Library	Pop. Served	Total FTE		Print	Electronic Materials	AV & Other Materials	Collection Expend.	Other Expend.	Total Expend.
		Paid Staff	Personnel Expenditures	Material & Serial Subscript.					
Marshall Public Library	13,806	5.9	\$202,772	\$15,667	\$5,860	\$600	\$22,127	\$66,992	\$291,891
Maryville Public Library	10,633	4.9	\$271,499	\$30,771	\$32,063	\$3,280	\$66,114	\$250,630	\$588,243
McDonald County Library	23,303	6.4	\$211,338	\$13,500	\$8,700	\$5,100	\$27,300	\$93,782	\$332,420
Mercer County Library	3,538	2.8	\$79,716	\$6,858	\$3,317	\$1,518	\$11,693	\$35,859	\$127,268
Mexico-Audrain County Library District	24,962	13.8	\$587,381	\$74,358	\$22,015	\$1,455	\$97,828	\$209,232	\$894,441
Mid-Continent Public Library	840,292	518.2	\$33,612,385	\$4,445,887	\$4,154,701	\$1,960,730	\$10,561,318	\$16,837,763	\$61,011,466
Mississippi County Library District	12,577	4.7	\$236,511	\$21,539	\$19,041	\$8,484	\$49,064	\$122,222	\$407,797
Missouri River Regional Library	90,553	48.1	\$2,171,943	\$168,101	\$156,835	\$78,614	\$403,550	\$728,761	\$3,304,254
Moniteau County Library	12,553	3.8	\$135,555	\$23,261	\$2,100	\$3,701	\$29,062	\$53,038	\$217,655
Monroe City Public Library	2,522	1.6	\$38,848	\$7,447	\$1,900	\$0	\$9,347	\$1,290	\$49,485
Montgomery City Public Library	2,811	2.5	\$106,729	\$13,179	\$4,161	\$12,344	\$29,684	\$94,497	\$230,910
Morgan County Library	21,006	5.0	\$224,379	\$23,488	\$19,044	\$9,132	\$51,664	\$185,502	\$461,545
Mound City Public Library	1,004	1.1	\$37,270	\$12,441	\$0	\$300	\$12,741	\$9,526	\$59,537
Mountain View Public Library	2,533	1.9	\$88,202	\$3,600	\$2,100	\$260	\$5,960	\$17,116	\$111,278
Neosho Newton County Library	54,445	11.6	\$469,297	\$59,251	\$15,000	\$4,732	\$78,983	\$415,536	\$963,816
Nevada Public Library	8,212	4.3	\$217,107	\$15,871	\$2,600	\$10,997	\$29,468	\$72,045	\$318,620
New Madrid County Library	14,829	8.7	\$313,648	\$40,504	\$3,800	\$2,421	\$46,725	\$111,179	\$471,552
Norborne Public Library	634	1.0	\$5,822	\$3,226	\$0	\$0	\$3,226	\$2,453	\$11,501
North Kansas City Public Library	4,467	9.9	\$442,076	\$67,382	\$21,719	\$8,795	\$97,896	\$249,859	\$789,831
Northeast Missouri Library Service	17,686	7.8	\$208,988	\$29,237	\$3,920	\$1,990	\$35,147	\$78,288	\$322,423
Oregon County Library District	8,635	3.9	\$144,938	\$32,369	\$3,802	\$6,092	\$42,263	\$54,473	\$241,674
Oregon Public Library	837	0.6	\$26,568	\$3,867	\$0	\$0	\$3,867	\$4,712	\$35,147
Ozark Regional Library	22,163	8.4	\$380,499	\$35,739	\$10,193	\$2,131	\$48,063	\$180,283	\$608,845
Park Hills Public Library	8,587	3.3	\$152,710	\$11,726	\$9,037	\$8,873	\$29,636	\$37,349	\$219,695
Piedmont Public Library	1,897	2.0	\$78,162	\$4,126	\$0	\$168	\$4,294	\$12,972	\$95,428
Polk County Library	31,519	13.4	\$569,250	\$53,771	\$49,624	\$4,595	\$107,990	\$186,888	\$864,128
Poplar Bluff Public Library	16,225	16.5	\$795,206	\$36,083	\$43,836	\$8,700	\$88,619	\$478,858	\$1,362,683
Price James Memorial Library	2,920	1.8	\$36,687	\$7,946	\$4,244	\$213	\$12,403	\$25,375	\$74,465
Pulaski County Library	52,759	11.3	\$486,819	\$52,641	\$34,148	\$2,701	\$89,490	\$239,549	\$815,858
Putnam County Public Library	4,681	3.0	\$81,746	\$17,625	\$4,137	\$3,089	\$24,851	\$109,611	\$216,208
Puxico Public Library	873	0.8	\$20,454	\$1,000	\$0	\$0	\$1,000	\$21,189	\$42,643
Ralls County Library	10,065	2.6	\$100,990	\$19,273	\$2,100	\$0	\$21,373	\$99,504	\$221,867
Ray County Public Library	23,158	6.3	\$254,610	\$49,956	\$13,155	\$1,265	\$64,376	\$283,586	\$602,572
Reynolds County Library District	6,096	4.5	\$129,135	\$10,420	\$0	\$218	\$10,638	\$79,652	\$219,425
Rich Hill Memorial Library	1,232	0.5	\$12,774	\$5,035	\$0	\$26	\$5,061	\$7,748	\$25,583
Richmond Heights Memorial Library	9,286	10.7	\$604,111	\$57,442	\$28,756	\$8,192	\$94,390	\$152,295	\$850,796
Riverside Regional Library	85,846	19.6	\$857,854	\$80,455	\$17,304	\$18,000	\$115,759	\$381,847	\$1,355,460

Missouri State Library: 2023 PLS

Staff

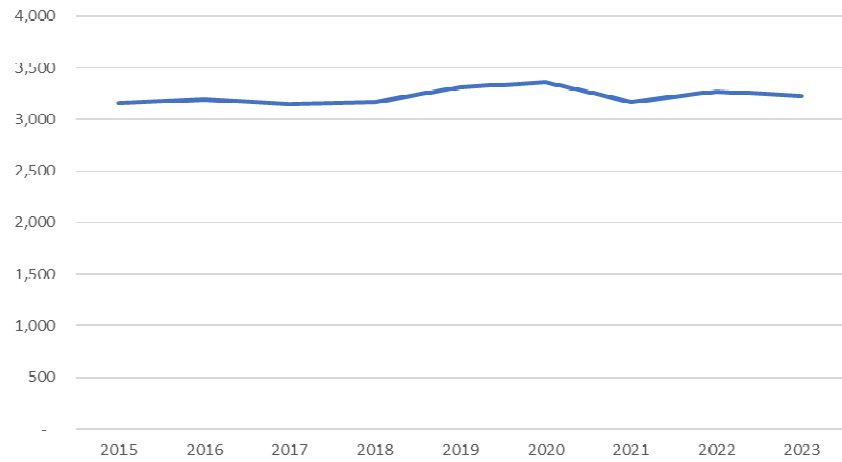
Expenditures and Personnel

Library	Pop. Served	Total FTE		Print	Electronic	AV & Other	Collection	Other	Total
		Paid Staff	Personnel Expenditures	Material & Serial Subscript.					
Robertson Memorial Library	4,261	1.2	\$63,163	\$9,668	\$2,100	\$0	\$11,768	\$30,444	\$105,375
Rock Hill Public Library	4,750	4.0	\$189,326	\$14,902	\$12,660	\$1,827	\$29,389	\$154,348	\$373,063
Rolla Public Library	19,943	10.0	\$385,099	\$40,595	\$4,409	\$5,025	\$50,029	\$132,720	\$567,848
Rolling Hills Consolidated	41,674	27.0	\$1,301,275	\$126,127	\$120,818	\$42,452	\$289,397	\$699,323	\$2,289,995
Saint Charles City-County Library District	405,262	164.7	\$11,756,090	\$983,696	\$2,104,358	\$257,286	\$3,345,340	\$3,746,231	\$18,847,661
Saint Clair County Library	8,252	4.9	\$153,120	\$17,341	\$2,871	\$3,068	\$23,280	\$63,610	\$240,010
Saint Joseph Public Library	61,254	44.1	\$2,290,849	\$146,306	\$120,302	\$30,826	\$297,434	\$1,032,654	\$3,620,937
Saint Louis County Library	863,407	524.4	\$33,319,737	\$2,728,591	\$3,875,413	\$888,810	\$7,492,814	\$16,039,547	\$56,852,098
Saint Louis Public Library	301,578	331.0	\$19,332,782	\$918,046	\$1,381,865	\$273,068	\$2,572,979	\$12,515,111	\$34,420,872
Salem Public Library	4,608	2.8	\$92,815	\$8,774	\$2,600	\$2,665	\$14,039	\$48,281	\$155,135
Sarcozie Public Library	1,406	0.7	\$26,759	\$0	\$0	\$0	\$0	\$7,846	\$34,605
Scenic Regional Library	147,730	56.1	\$3,116,938	\$334,631	\$326,771	\$75,383	\$736,785	\$79,147	\$3,932,870
Schuyler County Library	4,032	2.2	\$70,277	\$7,721	\$2,100	\$0	\$9,821	\$30,395	\$110,493
Scotland County Memorial Library	4,716	3.0	\$94,351	\$15,744	\$3,425	\$3,894	\$23,063	\$72,165	\$189,579
Sedalia Public Library	20,022	5.9	\$394,214	\$38,916	\$5,892	\$1,615	\$46,423	\$261,065	\$701,702
Seymour Community Library	993	1.2	\$39,948	\$3,756	\$2,095	\$0	\$5,851	\$12,647	\$58,446
Sikeston Public Library	14,435	5.2	\$229,799	\$27,819	\$5,267	\$475	\$33,561	\$121,565	\$384,925
Slater Public Library	1,834	0.8	\$21,300	\$3,282	\$0	\$0	\$3,282	\$11,400	\$35,982
Springfield-Greene County Library District	298,915	195.1	\$8,783,765	\$963,492	\$1,017,413	\$123,867	\$2,104,772	\$3,812,371	\$14,700,908
Steele Public Library	1,853	0.5	\$13,255	\$5,723	\$0	\$0	\$5,723	\$4,289	\$23,267
Stone County Library	31,076	11.3	\$370,572	\$71,617	\$21,135	\$25,728	\$118,480	\$270,791	\$759,843
Sullivan County Public Library	5,999	1.4	\$42,059	\$5,955	\$0	\$1,205	\$7,160	\$17,602	\$66,821
Sweet Springs Public Library	1,316	0.8	\$22,784	\$2,161	\$1,900	\$0	\$4,061	\$6,648	\$33,493
Texas County Library	24,487	6.1	\$182,646	\$21,503	\$4,249	\$2,127	\$27,879	\$122,967	\$333,492
Trails Regional Library	82,736	42.9	\$1,992,858	\$109,865	\$78,642	\$49,050	\$237,557	\$517,591	\$2,748,006
University City Public Library	35,065	24.2	\$1,564,528	\$116,636	\$99,113	\$52,951	\$268,700	\$1,554,718	\$3,387,946
Valley Park Community Library	3,140	2.5	\$56,106	\$7,101	\$1,909	\$150	\$9,160	\$22,750	\$88,016
Washington County Library	23,514	5.3	\$301,345	\$22,967	\$4,300	\$2,343	\$29,610	\$116,205	\$447,160
Washington Public Library	8,771	9.0	\$440,753	\$64,920	\$0	\$18,534	\$83,454	\$284,510	\$808,717
Webb City Public Library	13,031	4.9	\$213,700	\$25,460	\$10,292	\$3,019	\$38,771	\$210,564	\$463,035
Webster County Library	38,092	9.5	\$368,177	\$60,605	\$5,890	\$6,852	\$73,347	\$134,014	\$575,538
Webster Groves Public Library	24,010	15.4	\$796,457	\$67,570	\$77,716	\$9,296	\$154,582	\$293,628	\$1,244,667
Wellsville Public Library	998	0.6	\$13,776	\$2,139	\$0	\$0	\$2,139	\$6,385	\$22,300
West Plains Public Library	12,184	7.0	\$450,917	\$36,000	\$4,400	\$7,500	\$47,900	\$94,858	\$593,675
Willow Springs Public Library	2,164	1.6	\$42,237	\$4,120	\$2,300	\$2,998	\$9,418	\$21,657	\$73,312
Worth County Library	1,973	0.5	\$10,786	\$3,690	\$2,100	\$16	\$5,806	\$430	\$17,022
Wright County Library	18,188	4.8	\$180,629	\$8,183	\$2,600	\$5,908	\$16,691	\$101,882	\$299,202

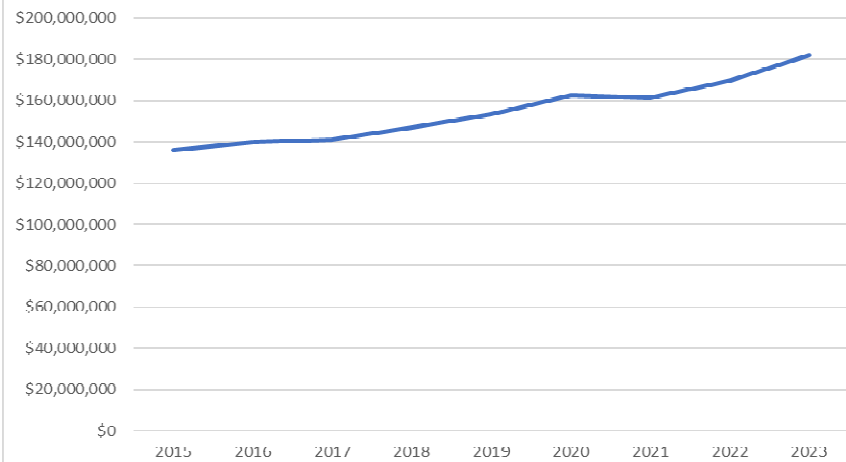
FY 2023		Staff			Expenditures					
Population Group	Pop. Served	Total FTE Paid Staff	Personnel Expenditures	Print	Electronic Materials	AV & Other Materials	Collection Expend.	Other Expend.	Total Expend.	
				Material & Serial Subscript.						
Missouri (N=149)										
Average	38,019	22	1,230,842	115,436	124,507	35,820	275,763	608,090	2,114,695	
Median	8,611	5	163,386	19,576	4,185	2,762	29,429	75,333	262,968	
Total	5,626,751	3,229	182,164,650	17,084,483	18,427,025	5,301,413	40,812,921	89,997,255	312,974,826	
75,000+ (N=14)										
Average	278,909	170	10,406,701	919,942	1,190,957	299,421	2,410,320	5,061,256	17,878,277	
Median	185,785	92	5,291,194	430,262	672,092	110,149	1,337,551	2,407,821	8,552,471	
Total	3,904,732	2,379	145,693,820	12,879,186	16,673,391	4,191,896	33,744,473	70,857,583	250,295,876	
30,000-74,999 (N=17)										
Average	44,136	20	952,985	103,884	53,123	41,419	198,426	514,651	1,666,063	
Median	39,883	18	813,804	113,312	38,586	22,289	200,735	324,360	1,413,266	
Total	706,172	326	15,247,767	1,662,140	849,974	662,705	3,174,819	8,234,414	26,657,000	
15,000-29,999 (N=23)										
Average	21,376	10	426,259	48,760	19,099	7,070	74,929	220,956	722,144	
Median	21,563	8	376,866	38,916	8,700	5,025	55,033	180,283	608,845	
Total	491,657	226	9,803,961	1,121,490	439,286	162,599	1,723,375	5,081,977	16,609,313	
9,500-14,999 (N=19)										
Average	12,343	6	226,401	22,982	9,004	3,398	35,384	142,938	404,723	
Median	12,553	5	204,679	21,539	4,400	2,421	29,062	99,504	321,103	
Total	209,833	99	3,848,823	390,692	153,061	57,768	601,521	2,429,954	6,880,298	
6,000-9,499 (N=19)										
Average	7,911	5	194,055	24,575	7,798	5,635	38,008	83,919	315,983	
Median	8,252	4	131,295	18,550	3,000	3,068	29,468	63,610	219,695	
Total	150,300	86	3,687,052	466,930	148,163	107,065	722,158	1,594,468	6,003,678	
3,000-5,999 (N=22)										
Average	4,410	3	113,705	16,836	5,015	3,699	25,550	55,306	194,560	
Median	4,480	3	92,415	14,139	2,600	1,509	19,473	38,798	147,058	
Total	105,837	77	2,728,923	404,059	120,363	88,766	613,188	1,327,334	4,669,445	

FY 2023		Staff			Expenditures					
Population Group	Pop. Served	Total FTE Paid Staff	Personnel Expenditures	Print	Electronic Materials	AV & Other Materials	Collection Expend.	Other Expend.	Total Expend.	
				Material & Serial Subscript.						
1,500-2,999 (N=19)										
	Average	2,132	1	43,586	5,721	1,799	1,497	9,017	17,813	70,416
	Median	1,935	2	38,691	4,851	2,100	191	9,295	13,652	66,082
	Total	42,642	27	871,720	114,426	35,972	29,941	180,339	356,263	1,408,322
Under 1,499 (N=15)										
	Average	1,039	1	18,839	3,037	454	45	3,537	7,684	30,060
	Median	1,004	1	18,326	2,161	-	-	3,226	7,748	27,048
	Total	15,578	11	282,584	45,560	6,815	673	53,048	115,262	450,894

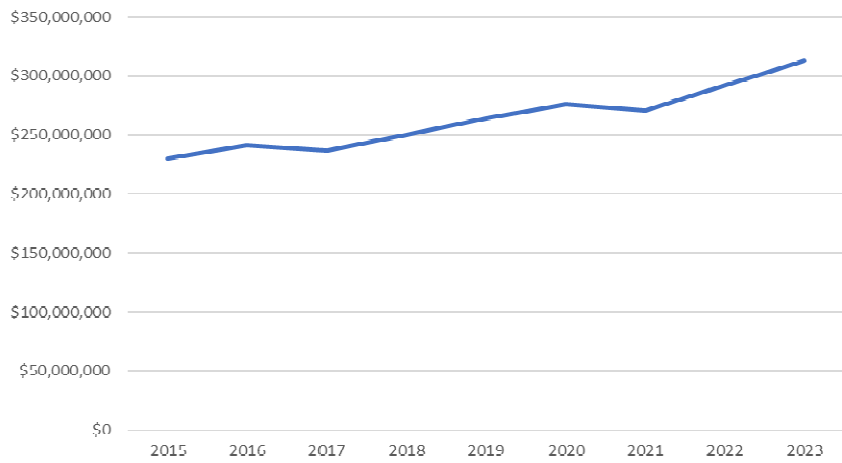
Total Paid Staff (FTEs)



Total Personnel Expenditures



Total All Expenditures



Expenditures by Type

