



Missouri State Library: FY25 PLS Library Programs

Library	LSA Pop.	Early Literacy Programs	Early Literacy Attendance	Children's Programs	Children's Program Attendance	Young Adult Programs	Young Adult Attendance	Adult Programs	Adult Program Attendance	General Interest Programs	General Interest Program Attendance	Total Programs	Total Program Attendance
Louisiana Public Library	3,199	2	8	7	48	-	-	-	-	3	24	12	80
Macon Public Library	5,457	57	1,452	24	675	-	-	-	-	-	-	81	2127
Maplewood Public Library	8,269	16	317	21	69	25	156	30	167	4	271	96	980
Marceline Carnegie Library	2,123	23	601	3	110	-	-	24	382	-	-	50	1093
Marion County Library District	6,734	44	1,137	107	2,170	3	65	41	662	15	1,267	210	5301
Marshall Public Library	13,806	78	1,220	78	240	8	36	17	105	10	45	191	1646
Manville Public Library	10,633	126	1,944	22	439	1	7	24	557	1	254	174	3201
McDonald County Library	23,303	59	1,413	63	1,560	23	100	61	518	20	505	226	4096
Mercer County Library	3,538	37	343	49	1,164	1	152	22	190	-	-	109	1849
Mexico-Audrain County Library District	24,962	119	1,404	197	3,126	22	197	32	200	-	-	370	4927
Mid-Continent Public Library	840,292	1,752	56,767	4,957	154,381	556	6,239	2,748	38,525	157	15,451	10,170	271363
Mississippi County Library District	12,577	-	-	9	157	-	-	-	-	-	-	9	157
Missouri River Regional Library	90,553	203	2,581	466	13,617	180	2,071	757	10,728	21	4,499	1,627	33496
Monteau County Library	12,553	97	990	45	924	10	72	31	345	3	232	186	2563
Monroe City Public Library	2,522	15	434	25	932	13	129	44	308	1	120	98	1923
Montgomery City Public Library	2,811	39	700	41	1,705	32	290	124	1,033	23	576	259	4304
Morgan County Library	21,006	109	2,486	36	666	13	194	39	509	1	27	198	3882
Mound City Public Library	1,004	50	467	60	1,170	6	13	-	-	2	156	118	1806
Mountain View Public Library	2,533	48	720	16	97	2	9	16	116	8	109	90	1051
Neosho Newton County Library	54,445	129	2,600	67	3,241	17	133	25	489	2	55	240	6518
Nevada Public Library	8,212	22	530	59	1,761	39	429	9	27	5	78	134	2825
New Madrid County Library	14,829	-	-	22	551	-	-	-	-	-	-	22	551
Newburg Public Library	333	-	-	-	-	-	-	-	-	-	-	-	0
Norborne Public Library	634	8	115	8	32	-	-	-	-	-	-	16	147
North Kansas City Public Library	4,467	122	4,439	30	768	-	-	229	1,437	6	137	387	6781
Northeast Missouri Library Service	17,686	-	-	35	974	4	18	4	57	-	-	43	1049
Oregon County Library District	8,635	16	240	-	-	-	-	2	14	-	-	18	254
Oregon Public Library	837	-	-	-	-	-	-	-	-	-	-	-	0
Ozark Regional Library	22,163	71	1,181	42	1,686	2	82	23	417	25	1,286	163	4652
Park Hills Public Library	8,587	17	149	39	331	22	91	42	392	4	53	124	1016
Piedmont Public Library	1,897	-	-	15	205	-	-	-	-	-	-	15	205
Polk County Library	31,519	165	2,981	100	1,995	77	588	107	939	95	3,883	544	10386
Poplar Bluff Public Library	16,225	61	2,114	57	2,273	24	182	54	1,178	48	605	244	6352
Price James Memorial Library	2,920	92	1,190	230	3,050	65	727	36	233	5	163	428	5363
Pulaski County Library	52,759	145	2,022	364	5,607	24	536	89	448	-	-	622	8613
Putnam County Public Library	4,681	45	620	30	982	-	-	12	237	-	-	87	1839
Puxico Public Library	873	-	-	103	9,222	-	-	-	-	-	-	103	9222
Ralls County Library	10,065	8	474	16	1,445	21	104	38	513	-	-	83	2536
Ray County Public Library	23,158	48	288	23	988	-	-	48	412	3	477	122	2165
Reynolds County Library District	6,096	50	551	40	483	3	5	10	80	-	-	103	1119
Rich Hill Memorial Library	1,232	4	250	3	61	-	-	11	99	-	-	18	410
Richmond Heights Memorial Library	9,286	56	944	128	6,748	23	335	138	1,442	-	-	345	9469
Riverside Regional Library	85,846	245	2,839	464	8,556	170	1,106	340	3,535	227	9,252	1,446	25288
Robertson Memorial Library	4,261	48	504	20	370	5	30	12	84	3	375	88	1363
Rock Hill Public Library	4,750	44	410	40	1,111	6	17	94	751	19	447	203	2736
Rotla Public Library	19,943	89	1,679	205	2,447	22	265	181	2,044	61	1,222	558	7657
Rolling Hills Consolidated	41,674	200	4,638	81	1,938	19	190	164	1,468	103	6,415	567	14649
Saint Charles City-County Library District	405,262	1,685	45,467	636	14,835	276	2,085	1,641	20,448	326	10,676	4,564	93511
Saint Clair County Library	8,252	61	989	59	1,064	40	502	106	2,296	11	254	277	5105
Saint Joseph Public Library	61,254	233	5,516	228	7,682	67	1,020	352	5,117	-	-	880	19335
Saint Louis County Library	863,407	3,455	114,898	2,808	104,999	1,806	30,072	5,318	124,759	-	-	13,387	374728
Saint Louis Public Library	301,578	2,056	38,905	2,169	36,282	1,431	15,278	2,834	28,716	258	20,541	8,748	139722
Salem Public Library	4,608	30	340	-	297	-	-	25	193	9	117	91	947
Sarcozie Public Library	1,406	-	-	-	-	-	-	-	-	-	-	-	0
Scenic Regional Library	147,730	852	21,902	311	12,103	158	937	783	11,028	90	8,872	2,194	54842
Schuyler County Library	4,032	-	-	35	445	12	61	100	807	169	1,203	316	2516
Scotland County Memorial Library	4,716	11	146	7	301	-	-	-	-	-	-	18	447
Sedalia Public Library	20,022	45	649	32	1,314	2	15	57	382	2	53	138	2413
Seymour Community Library	993	47	782	-	-	-	-	12	96	-	-	59	878
Sikeston Public Library	14,435	115	4,005	74	2,201	5	35	11	84	-	-	205	6325
Slater Public Library	1,834	-	-	-	-	-	-	-	-	-	-	-	0
Springfield-Greene County Library District	298,915	1,578	33,820	1,299	30,796	281	6,090	919	15,136	5	1,442	4,082	87284
Steele Public Library	1,853	-	-	1	30	-	-	6	-	-	-	2	36
Stone County Library	31,076	173	3,020	172	4,929	71	315	315	2,758	322	4,026	1,053	15048
Sullivan County Public Library	5,999	-	-	-	-	-	-	-	-	-	-	-	0
Sweet Springs Public Library	1,316	-	-	2	57	-	-	4	28	-	-	6	85
Texas County Library	24,487	174	865	218	1,408	-	-	-	-	45	2,040	437	4313
Trails Regional Library	82,736	461	6,858	178	1,447	132	327	338	1,531	221	4,310	1,330	14473
University City Public Library	35,065	154	1,033	35	1,984	27	439	224	3,153	39	3,920	479	10529
Valley Park Community Library	3,140	58	1,105	34	580	-	-	42	182	2	34	136	1901
Washington County Library	23,514	56	705	16	487	-	-	13	160	3	535	88	1887

Missouri State Library: FY25 PLS Library Programs

Library	LSA Pop.	Early Literacy Programs	Early Literacy Attendance	Children's Programs	Children's Program Attendance	Young Adult Programs	Young Adult Attendance	Adult Programs	Adult Program Attendance	General Interest Programs	General Interest Program Attendance	Total Programs	Total Program Attendance
Washington Public Library	8,771	143	4,017	66	2,267	30	363	123	2,675	7	2,675	369	11997
Webb City Public Library	13,031	33	956	5	209	1	12	30	140	10	232	79	1549
Webster County Library	38,092	139	2,483	96	1,700	13	129	39	253	4	317	291	4882
Webster Groves Public Library	24,010	102	1,089	72	2,356	27	331	75	985	11	495	287	5256
Wellsville Public Library	998	1	15	8	101	-	-	9	63	-	-	18	179
West Plains Public Library	12,184	-	-	128	4,423	3	25	23	371	-	-	154	4819
Willow Springs Public Library	2,164	24	357	14	186	1	8	1	2	14	158	54	711
Worth County Library	1,973	2	24	7	425	2	15	2	18	-	-	13	482
Wright County Library	18,188	38	397	6	554	5	281	5	30	-	-	54	1262

Missouri State Library: FY25 PLS Library Programs

Library	LSA Pop.	Onsite In-Person Programs	OnSite In-Person Program Attendance	Offsite In-Person Programs	Offsite In-Person Program Attendance	Live Virtual Programs	Live Virtual Program Attendance
Adair County Public Library	25,314	308	8,137	81	981	-	-
Adrian Community Library	1,730	120	1,189	2	51	-	-
Advance Community Library	1,349	33	273	-	-	-	-
Albany Carnegie Public Library	1,670	25	425	18	1,254	-	-
Appleton City Library	1,032	40	452	-	-	-	-
Atchison County Library	5,305	28	367	-	-	-	-
Barry-Lawrence Regional Library	72,535	2,483	53,849	294	19,638	4	126
Barton County Library	11,637	129	3,330	50	1,916	-	-
Bernie Public Library	1,859	4	32	-	-	-	-
Bethany Public Library	2,915	54	132	4	474	-	-
Bloomfield Public Library	1,755	55	519	-	-	-	-
Bollinger County Library	10,567	84	1,142	-	-	-	-
Bonne Terre Memorial Library	6,903	65	1,280	1	20	-	-
Boonsick Regional Library	59,455	495	12,962	26	380	-	-
Bowling Green Public Library	4,195	32	328	-	-	-	-
Branson/Hollister Library Subdistrict	41,768	120	3,784	-	-	-	-
Brentwood Public Library	8,233	181	3,632	50	2,069	-	-
Brookfield Public Library	4,111	42	650	-	-	-	-
Caldwell County Library	6,867	27	138	-	-	1	40
Camden County Library	42,745	1,067	10,945	117	1,203	-	-
Cameron Public Library	8,513	245	4,188	73	2,767	-	-
Canton Public Library	2,724	134	1,624	1	100	-	-
Cape Girardeau Public Library	36,170	757	14,121	39	2,612	-	-
Carnegie (Shelbina) Public Library	1,613	46	574	-	-	-	-
Carrollton Public Library	3,514	328	3,887	167	2,257	1	237
Carter County Library	5,202	35	121	99	2,061	-	-
Carthage Public Library	15,522	170	4,849	-	-	-	-
Caruthersville Public Library	5,562	313	1,531	-	-	-	-
Cass County Public Library	107,824	2,137	32,855	163	2,762	-	-
Cedar County Library District	14,188	146	2,058	-	-	-	-
Centralia Public Library	4,053	243	3,401	37	1,444	-	-
Chaffee Public Library	3,057	52	1,243	11	186	-	-
Christian County Library	88,842	955	15,160	145	6,215	-	-
Clarence Public Library	738	-	-	-	-	-	-
Conran Memorial Library	2,493	18	455	5	307	-	-
Crawford County Library	21,563	188	2,117	13	197	-	-
Crystal City Public Library	4,740	17	606	-	-	-	-
Dade County Library	6,763	22	305	1	31	-	-
Dallas County Library	17,071	34	1,001	29	1,044	-	-
Daniel Boone Regional Library	223,840	1,074	30,500	108	7,641	51	1,191
Daviess County Library	8,430	234	3,334	6	516	-	-
De Soto Public Library	6,449	246	4,765	9	1,025	-	-
Desloge Public Library	4,823	53	1,325	-	-	-	-
Doniphan-Ripley County Library District	10,679	129	2,285	-	-	-	-
Douglas County Public Library	11,578	25	605	-	-	-	-

Missouri State Library: FY25 PLS Library Programs

Library	LSA Pop.	Onsite In-Person Programs	OnSite In-Person Program Attendance	Offsite In-Person Programs	Offsite In-Person Program Attendance	Live Virtual Programs	Live Virtual Program Attendance
Dulany Memorial Library	1,563	8	67	1	183	-	-
Dunklin County Library	28,283	136	3,280	18	762	30	400
Farmington Public Library	18,217	188	4,340	23	361	-	-
Ferguson Municipal Public Library	18,527	202	3,116	30	356	1	8
Festus Public Library	12,706	159	3,150	3	222	-	-
Gentry County Library	4,492	256	5,975	72	2,121	-	-
Grundy County-Jewett Norris Library	9,808	70	1,933	6	181	-	-
Hamilton Public Library	1,690	58	1,004	1	45	-	-
Hannibal Free Public Library	17,086	277	6,898	24	4,541	-	-
Heartland Regional Library System	33,154	404	6,131	220	3,736	-	-
Henry County Library	21,946	110	2,013	16	53	1	6
Hickory County Library	8,279	52	1,130	13	315	-	-
Howard County Public Library	9,094	101	491	-	-	-	-
James Memorial Library	3,935	97	2,037	3	67	-	-
Jefferson County Library	135,409	1,247	16,117	43	487	32	215
Joplin Public Library	48,784	523	12,979	45	2,439	-	-
Kansas City Public Library	232,498	3,852	70,185	402	22,656	-	4,040
Keller Public Library of Dexter	7,927	39	2,053	-	-	-	-
Kirkwood Public Library	29,461	495	16,150	207	6,795	11	33
LaPlata Public Library	1,257	-	-	46	1,050	-	-
Lebanon-Laclede County Library	36,039	197	2,854	42	675	-	-
Lewis Library of Glasgow	1,087	4	25	-	-	-	-
Lilbourn Memorial Library	822	-	-	-	-	-	-
Little Dixie Regional Libraries	31,406	429	6,302	93	5,321	1	78
Livingston County Library	14,557	759	19,770	495	9,895	13	5,886
Lockwood Public Library	806	-	-	-	-	-	-
Louisiana Public Library	3,199	10	60	2	20	-	-
Macon Public Library	5,457	80	2,069	1	58	-	-
Maplewood Public Library	8,269	-	-	96	980	-	-
Marceline Carnegie Library	2,123	50	1,093	-	-	-	-
Marion County Library District	6,734	197	4,124	9	1,013	4	164
Marshall Public Library	13,806	185	1,600	6	46	-	-
Maryville Public Library	10,633	109	2,147	65	1,054	-	-
McDonald County Library	23,303	210	3,596	16	500	-	-
Mercer County Library	3,538	72	585	37	1,264	-	-
Mexico-Audrain County Library District	24,962	370	4,927	-	-	-	-
Mid-Continent Public Library	840,292	8,647	205,043	1,123	57,732	400	8,588
Mississippi County Library District	12,577	9	157	-	-	-	-
Missouri River Regional Library	90,553	1,385	20,040	182	13,183	60	273
Moniteau County Library	12,553	107	1,501	79	1,062	-	-
Monroe City Public Library	2,522	72	1,157	26	766	-	-
Montgomery City Public Library	2,811	241	3,328	18	976	-	-
Morgan County Library	21,006	162	3,317	36	565	-	-
Mound City Public Library	1,004	118	1,806	-	-	-	-
Mountain View Public Library	2,533	90	1,051	-	-	-	-

Missouri State Library: FY25 PLS Library Programs

Library	LSA Pop.	Onsite In-Person Programs	OnSite In-Person Program Attendance	Offsite In-Person Programs	Offsite In-Person Program Attendance	Live Virtual Programs	Live Virtual Program Attendance
Neosho Newton County Library	54,445	239	6,509	1	9	-	-
Nevada Public Library	8,212	128	2,465	6	360	-	-
New Madrid County Library	14,829	22	551	-	-	-	-
Newburg Public Library	333	-	-	-	-	-	-
Norborne Public Library	634	16	147	-	-	-	-
North Kansas City Public Library	4,467	152	3,994	145	2,234	90	553
Northeast Missouri Library Service	17,686	43	1,049	-	-	-	-
Oregon County Library District	8,635	18	494	-	-	-	-
Oregon Public Library	837	-	-	-	-	-	-
Ozark Regional Library	22,163	126	2,704	37	1,948	-	-
Park Hills Public Library	8,587	122	956	2	60	-	-
Piedmont Public Library	1,897	15	205	-	-	-	-
Polk County Library	31,519	518	7,942	26	2,444	-	-
Poplar Bluff Public Library	16,225	203	5,280	40	1,069	1	3
Price James Memorial Library	2,920	420	5,227	8	136	-	-
Pulaski County Library	52,759	552	5,331	70	3,282	-	-
Putnam County Public Library	4,681	86	1,617	1	222	-	-
Puxico Public Library	873	56	663	-	-	47	8,559
Ralls County Library	10,065	57	616	26	1,920	-	-
Ray County Public Library	23,158	119	1,688	3	477	-	-
Reynolds County Library District	6,096	103	1,119	-	-	-	-
Rich Hill Memorial Library	1,232	18	410	-	-	-	-
Richmond Heights Memorial Library	9,286	273	9,322	48	122	24	25
Riverside Regional Library	85,846	1,323	19,256	111	5,995	12	37
Robertson Memorial Library	4,261	87	1,053	1	310	-	-
Rock Hill Public Library	4,750	189	2,179	14	557	-	-
Rolla Public Library	19,943	544	6,485	14	1,172	-	-
Rolling Hills Consolidated	41,674	523	12,400	44	2,249	-	-
Saint Charles City-County Library District	405,262	3,936	74,933	607	17,515	21	1,063
Saint Clair County Library	8,252	273	4,510	4	595	-	-
Saint Joseph Public Library	61,254	783	14,457	84	4,778	13	100
Saint Louis County Library	863,407	11,435	257,739	1,559	99,319	393	17,670
Saint Louis Public Library	301,578	5,567	66,771	2,952	71,229	229	1,722
Salem Public Library	4,608	89	882	2	65	-	-
Sarcoxie Public Library	1,406	-	-	-	-	-	-
Scenic Regional Library	147,730	1,629	36,023	565	18,819	-	-
Schuyler County Library	4,032	316	2,516	-	-	-	-
Scotland County Memorial Library	4,716	18	447	-	-	-	-
Sedalia Public Library	20,022	138	2,413	-	-	-	-
Seymour Community Library	993	59	878	-	-	-	-
Sikeston Public Library	14,435	117	2,992	88	3,333	-	-
Slater Public Library	1,834	-	-	-	-	-	-
Springfield-Greene County Library District	298,915	1,975	42,955	2,106	44,302	1	27
Steele Public Library	1,853	2	36	-	-	-	-
Stone County Library	31,076	878	10,175	175	4,873	-	-

Missouri State Library: FY25 PLS Library Programs

Library	LSA Pop.	Onsite In-Person Programs	OnSite In-Person Program Attendance	Offsite In-Person Programs	Offsite In-Person Program Attendance	Live Virtual Programs	Live Virtual Program Attendance
Sullivan County Public Library	5,999	-	-	-	-	-	-
Sweet Springs Public Library	1,316	6	85	-	-	-	-
Texas County Library	24,487	427	2,996	10	1,317	-	-
Trails Regional Library	82,736	1,304	12,337	26	2,136	-	-
University City Public Library	35,065	374	5,000	105	5,529	-	-
Valley Park Community Library	3,140	135	1,801	1	100	-	-
Washington County Library	23,514	88	1,887	-	-	-	-
Washington Public Library	8,771	368	10,997	1	1,000	-	-
Webb City Public Library	13,031	79	1,549	-	-	-	-
Webster County Library	38,092	286	4,595	5	287	-	-
Webster Groves Public Library	24,010	275	5,148	12	108	-	-
Wellsville Public Library	998	18	179	-	-	-	-
West Plains Public Library	12,184	154	4,819	-	-	-	-
Willow Springs Public Library	2,164	52	633	2	78	-	-
Worth County Library	1,973	12	385	1	97	-	-
Wright County Library	18,188	36	320	18	942	-	-

Missouri State Library: FY25 PLS Library Programs

Missouri (N=150)	LSA Pop.	Early Literacy Programs	Early Literacy Attendance	Children's Programs	Children's Program Attendance	Young Adult Programs	Young Adult Attendance	Adult Programs	Adult Program Attendance	General Interest Programs	General Interest Program Attendance	Total Programs	Total Program Attendance
Average	37,792	165	3,737	154	4,337	57	700	178	2,783	25	1,141	580	12897.46667
Median	8,611	49	763	33	729	5	38	26	304	4	119	135	2233.5
Total	5,668,852	24,742	560,526	23,070	650,535	8,615	104,967	26,724	417,508	3,809	171,084	86,960	1904620

75,000+ (N=14)	LSA Pop.	Early Literacy Programs	Early Literacy Attendance	Children's Programs	Children's Program Attendance	Young Adult Programs	Young Adult Attendance	Adult Programs	Adult Program Attendance	General Interest Programs	General Interest Program Attendance	Total Programs	Total Program Attendance
Average	278,909	1,112	28,616	1,122	31,023	476	5,666	1,311	21,671	105	6,219	4,126	93195.07143
Median	185,785	867	19,419	465	12,860	228	2,078	770	10,878	60	4,405	2,247	47087
Total	3,904,732	15,561	400,626	15,706	434,316	6,665	79,326	18,357	303,397	1,468	87,066	57,757	1304731

30,000-74,999 (N=17)	LSA Pop.	Early Literacy Programs	Early Literacy Attendance	Children's Programs	Children's Program Attendance	Young Adult Programs	Young Adult Attendance	Adult Programs	Adult Program Attendance	General Interest Programs	General Interest Program Attendance	Total Programs	Total Program Attendance
Average	43,996	198	3,363	159	5,061	49	656	237	3,491	65	2,141	708	14711.47059
Median	41,674	165	2,600	100	3,241	42	468	148	1,468	39	1,419	567	11701
Total	747,940	3,365	57,172	2,704	86,030	830	11,157	4,032	59,346	1,101	36,390	12,032	250095

15,000-29,999 (N=23)	LSA Pop.	Early Literacy Programs	Early Literacy Attendance	Children's Programs	Children's Program Attendance	Young Adult Programs	Young Adult Attendance	Adult Programs	Adult Program Attendance	General Interest Programs	General Interest Program Attendance	Total Programs	Total Program Attendance
Average	21,009	72	1,164	60	1,455	17	269	48	621	22	781	219	4289.590909
Median	21,285	63	1,004	37	1,361	6	91	46	447	12	500	200	4204.5
Total	462,196	1,574	25,597	1,327	32,017	368	5,922	1,055	13,657	483	17,178	4,807	94371

9,500-14,999 (N=17)	LSA Pop.	Early Literacy Programs	Early Literacy Attendance	Children's Programs	Children's Program Attendance	Young Adult Programs	Young Adult Attendance	Adult Programs	Adult Program Attendance	General Interest Programs	General Interest Program Attendance	Total Programs	Total Program Attendance
Average	12,343	101	1,777	48	1,500	9	86	22	672	6	419	187	4454.117647
Median	12,553	58	990	22	553	5	35	17	145	3	74	146	2285
Total	209,833	1,716	30,207	813	25,497	161	1,462	371	11,432	110	7,122	3,171	75720

6,000-9,499 (N=19)	LSA Pop.	Early Literacy Programs	Early Literacy Attendance	Children's Programs	Children's Program Attendance	Young Adult Programs	Young Adult Attendance	Adult Programs	Adult Program Attendance	General Interest Programs	General Interest Program Attendance	Total Programs	Total Program Attendance
Average	7,911	46	936	45	1,202	17	227	45	611	7	506	160	3482.368421
Median	8,252	44	530	39	620	9	70	30	228	4	75	124	2053
Total	150,300	877	17,781	859	22,840	316	4,316	857	11,612	133	9,616	3,042	66165

3,000-5,999 (N=24)	LSA Pop.	Early Literacy Programs	Early Literacy Attendance	Children's Programs	Children's Program Attendance	Young Adult Programs	Young Adult Attendance	Adult Programs	Adult Program Attendance	General Interest Programs	General Interest Program Attendance	Total Programs	Total Program Attendance
Average	4,410	42	827	27	559	4	42	53	339	17	417	142	2184.583333
Median	4,480	40	457	26	499	-	-	14	186	4	84	90	1685
Total	105,837	1,017	19,856	643	13,423	88	1,006	1,266	8,142	400	10,003	3,414	52430

1,500-2,999 (N=20)	LSA Pop.	Early Literacy Programs	Early Literacy Attendance	Children's Programs	Children's Program Attendance	Young Adult Programs	Young Adult Attendance	Adult Programs	Adult Program Attendance	General Interest Programs	General Interest Program Attendance	Total Programs	Total Program Attendance
Average	2,132	21	319	24	516	7	70	21	161	5	114	78	1180.15
Median	1,935	15	307	13	208	1	6	5	45	1	34	52	736.5
Total	42,642	428	6,387	485	10,325	130	1,407	419	3,214	101	2,270	1,563	23603

Under 1,499 (N=16)	LSA Pop.	Early Literacy Programs	Early Literacy Attendance	Children's Programs	Children's Program Attendance	Young Adult Programs	Young Adult Attendance	Adult Programs	Adult Program Attendance	General Interest Programs	General Interest Program Attendance	Total Programs	Total Program Attendance
Average	994	12	169	12	674	0	2	4	44	0	19	29	907.9375
Median	1,001	1	8	2	29	-	-	-	-	-	-	17	163
Total	15,911	184	2,700	197	10,790	7	33	70	698	3	306	461	14527

Missouri State Library: FY25 PLS Library Programs

Missouri (N=150)	LSA Pop.	Onsite In-Person Programs	OnSite In-Person Program Attendance	Offsite In-Person Programs	Offsite In-Person Program Attendance	Live Virtual Programs	Live Virtual Program Attendance
Average	37,792	477	9,015	93	3,344	10	343
Median	8,611	121	2,045	6	222	-	-
Total	5,668,852	71,551	1,352,197	13,968	501,619	1,441	51,044

75,000+ (N=14)	LSA Pop.	Onsite In-Person Programs	OnSite In-Person Program Attendance	Offsite In-Person Programs	Offsite In-Person Program Attendance	Live Virtual Programs	Live Virtual Program Attendance
Average	278,909	3,319	64,280	721	26,428	86	2,488
Median	185,785	1,802	34,439	292	15,349	17	244
Total	3,904,732	46,466	899,914	10,092	369,991	1,199	34,826

30,000-74,999 (N=17)	LSA Pop.	Onsite In-Person Programs	OnSite In-Person Program Attendance	Offsite In-Person Programs	Offsite In-Person Program Attendance	Live Virtual Programs	Live Virtual Program Attendance
Average	43,996	625	11,196	82	3,497	1	18
Median	41,674	518	7,942	45	2,444	-	-
Total	747,940	10,628	190,336	1,386	59,455	18	304

15,000-29,999 (N=23)	LSA Pop.	Onsite In-Person Programs	OnSite In-Person Program Attendance	Offsite In-Person Programs	Offsite In-Person Program Attendance	Live Virtual Programs	Live Virtual Program Attendance
Average	21,009	198	3,526	19	745	2	19
Median	21,285	179	3,198	16	489	-	-
Total	462,196	4,354	77,561	420	16,393	33	417

9,500-14,999 (N=17)	LSA Pop.	Onsite In-Person Programs	OnSite In-Person Program Attendance	Offsite In-Person Programs	Offsite In-Person Program Attendance	Live Virtual Programs	Live Virtual Program Attendance
Average	12,343	138	2,953	48	1,155	1	346
Median	12,553	109	1,933	3	46	-	-
Total	209,833	2,340	50,205	818	19,629	13	5,886

6,000-9,499 (N=19)	LSA Pop.	Onsite In-Person Programs	OnSite In-Person Program Attendance	Offsite In-Person Programs	Offsite In-Person Program Attendance	Live Virtual Programs	Live Virtual Program Attendance
Average	7,911	142	2,911	17	572	2	12
Median	8,252	122	2,053	4	315	-	-
Total	150,300	2,694	55,303	319	10,873	29	229

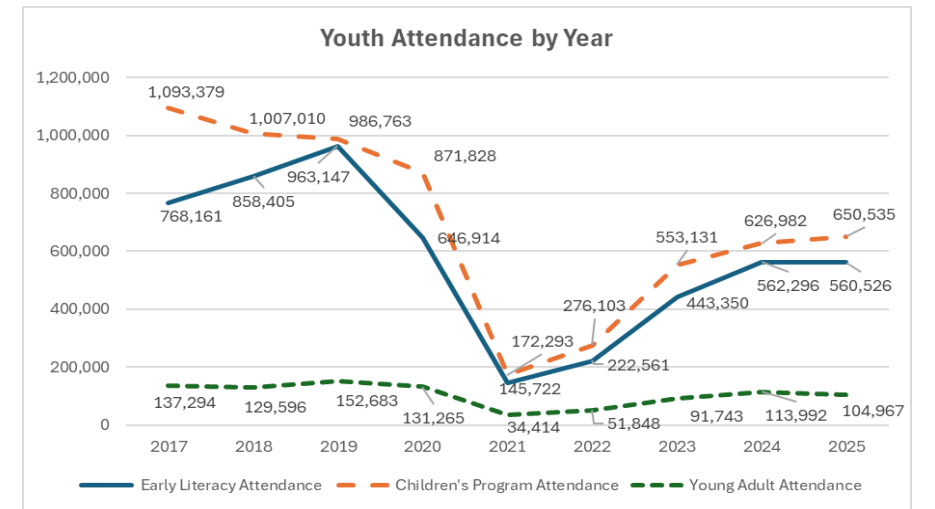
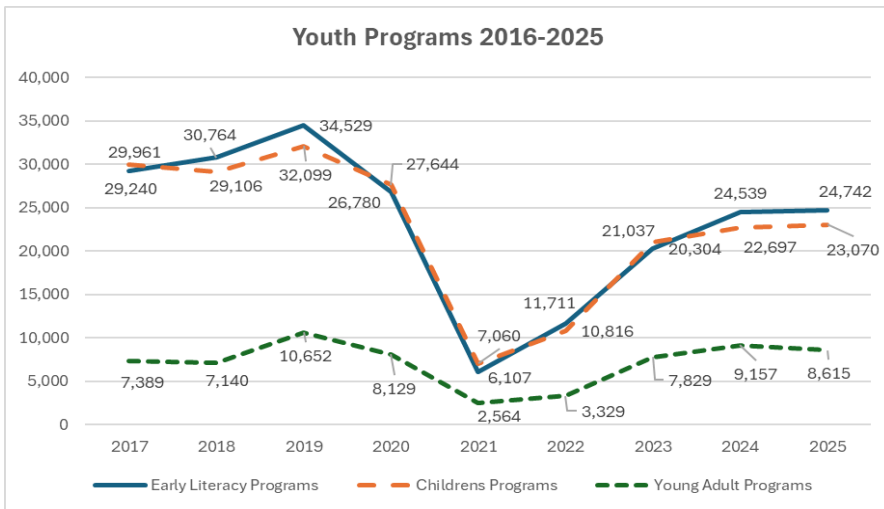
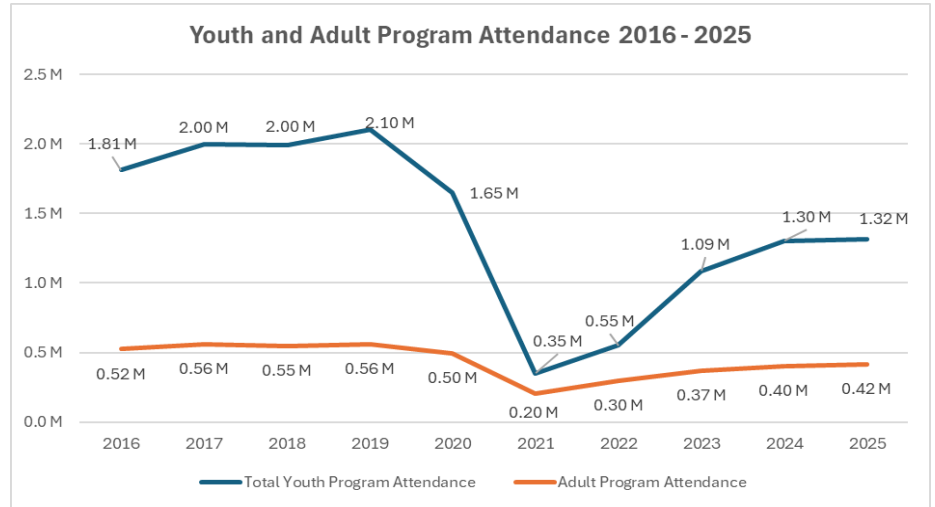
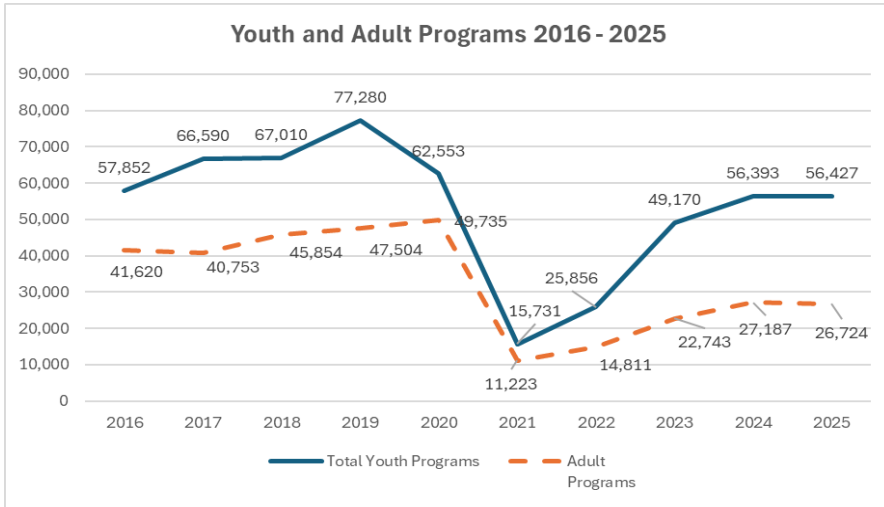
3,000-5,999 (N=24)	LSA Pop.	Onsite In-Person Programs	OnSite In-Person Program Attendance	Offsite In-Person Programs	Offsite In-Person Program Attendance	Live Virtual Programs	Live Virtual Program Attendance
Average	4,410	114	1,611	25	540	4	33
Median	4,480	83	1,284	1	66	-	-
Total	105,837	2,730	38,674	593	12,966	91	790

Missouri State Library: FY25 PLS Library Programs

1,500-2,999 (N=20)	LSA Pop.	Onsite In-Person Programs	OnSite In-Person Program Attendance	Offsite In-Person Programs	Offsite In-Person Program Attendance	Live Virtual Programs	Live Virtual Program Attendance
Average	2,132	74	957	4	223	-	-
Median	1,935	51	547	1	65	-	-
Total	42,642	1,476	19,136	87	4,467	-	-

Under 1,499 (N=16)	LSA Pop.	Onsite In-Person Programs	OnSite In-Person Program Attendance	Offsite In-Person Programs	Offsite In-Person Program Attendance	Live Virtual Programs	Live Virtual Program Attendance
Average	994	23	307	3	66	3	571
Median	1,001	11	116	-	-	-	-
Total	15,911	368	4,918	46	1,050	47	8,559

Missouri State Library: FY25 PLS Library Programs



Missouri State Library: FY25 PLS Library Programs

