

Missouri State Library: FY25 PLS Revenue and Expenses

| Library | LSA Pop. | Exp. Per Reg. Borrower | Exp. Per LSA Pop. | Exp. Per Visit | Exp. per Circ. | Rev. Per Reg. Borrower | Rev. Per LSA Pop. | Rev. per Visit | Rev. Per Circ. |
|---------------------------------------|----------|------------------------|-------------------|----------------|----------------|------------------------|-------------------|----------------|----------------|
| Adair County Public Library | 25,314 | \$89.31 | \$22.34 | \$9.99 | \$6.58 | \$107.51 | \$26.90 | \$12.02 | \$7.93 |
| Adrian Community Library | 1,730 | \$10.03 | \$18.97 | \$21.59 | \$10.96 | \$15.67 | \$29.65 | \$33.74 | \$17.13 |
| Advance Community Library | 1,349 | \$13.43 | \$17.17 | \$14.13 | \$4.29 | \$13.32 | \$17.03 | \$14.01 | \$4.25 |
| Albany Carnegie Public Library | 1,670 | \$168.99 | \$86.31 | \$31.86 | \$10.66 | \$171.06 | \$87.37 | \$32.25 | \$10.79 |
| Appleton City Library | 1,032 | \$107.72 | \$32.05 | \$16.49 | \$12.39 | \$88.18 | \$26.23 | \$13.50 | \$10.14 |
| Atchison County Library | 5,305 | \$104.39 | \$80.19 | \$36.48 | \$15.52 | \$193.04 | \$148.28 | \$67.45 | \$28.69 |
| Barry-Lawrence Regional Library | 72,535 | \$127.97 | \$40.10 | \$16.14 | \$9.22 | \$140.53 | \$44.03 | \$17.72 | \$10.12 |
| Barton County Library | 11,637 | \$37.99 | \$33.98 | \$13.91 | \$8.23 | \$60.59 | \$54.19 | \$22.19 | \$13.13 |
| Bernie Public Library | 1,859 | \$43.36 | \$23.91 | \$33.70 | \$40.01 | \$60.12 | \$33.15 | \$46.72 | \$55.47 |
| Bethany Public Library | 2,915 | \$16.88 | \$24.35 | \$15.39 | \$6.25 | \$23.37 | \$33.72 | \$21.30 | \$8.66 |
| Bloomfield Public Library | 1,755 | \$111.22 | \$25.22 | \$12.50 | \$6.37 | \$147.45 | \$33.44 | \$16.57 | \$8.44 |
| Bollinger County Library | 10,567 | \$72.20 | \$19.71 | \$20.18 | \$10.85 | \$74.41 | \$20.31 | \$20.80 | \$11.18 |
| Bonne Terre Memorial Library | 6,903 | \$100.46 | \$22.00 | \$19.01 | \$9.00 | \$106.99 | \$23.44 | \$20.25 | \$9.59 |
| Boonslick Regional Library | 59,455 | \$56.93 | \$27.24 | \$15.10 | \$4.43 | \$68.17 | \$32.62 | \$18.08 | \$5.30 |
| Bowling Green Public Library | 4,195 | \$24.28 | \$28.53 | \$9.28 | \$3.93 | \$34.93 | \$41.04 | \$13.35 | \$5.66 |
| Branson/Hollister Library Subdistrict | 41,768 | \$133.56 | \$25.48 | \$27.90 | \$7.67 | \$271.71 | \$51.83 | \$56.76 | \$15.60 |
| Brentwood Public Library | 8,233 | \$151.44 | \$91.55 | \$10.30 | \$5.58 | \$300.79 | \$181.83 | \$20.45 | \$11.08 |
| Brookfield Public Library | 4,111 | \$104.68 | \$43.11 | \$24.10 | \$9.13 | \$131.43 | \$54.12 | \$30.26 | \$11.46 |
| Caldwell County Library | 6,867 | \$114.85 | \$16.69 | \$21.16 | \$12.07 | \$201.10 | \$29.23 | \$37.06 | \$21.13 |
| Camden County Library | 42,745 | \$82.53 | \$45.13 | \$11.63 | \$9.39 | \$96.60 | \$52.83 | \$13.61 | \$10.99 |
| Cameron Public Library | 8,513 | \$54.82 | \$27.81 | \$8.51 | \$8.04 | \$61.82 | \$31.36 | \$9.60 | \$9.06 |
| Canton Public Library | 2,724 | \$107.74 | \$32.23 | \$10.21 | \$7.56 | \$197.06 | \$58.96 | \$18.67 | \$13.84 |
| Cape Girardeau Public Library | 36,170 | \$108.52 | \$41.49 | \$10.89 | \$6.63 | \$114.64 | \$43.83 | \$11.50 | \$7.01 |
| Carnegie (Shelbina) Public Library | 1,613 | \$60.89 | \$47.33 | \$11.61 | \$5.10 | \$70.75 | \$55.00 | \$13.49 | \$5.92 |
| Carrollton Public Library | 3,514 | \$54.28 | \$69.10 | \$11.43 | \$6.51 | \$60.18 | \$76.60 | \$12.67 | \$7.21 |
| Carter County Library | 5,202 | \$33.18 | \$28.11 | \$7.48 | \$5.36 | \$47.35 | \$40.12 | \$10.67 | \$7.65 |
| Carthage Public Library | 15,522 | \$127.68 | \$70.50 | \$30.26 | \$17.54 | \$126.57 | \$69.89 | \$30.00 | \$17.39 |
| Caruthersville Public Library | 5,562 | \$35.68 | \$40.78 | \$8.56 | \$6.56 | \$57.50 | \$65.72 | \$13.79 | \$10.58 |
| Cass County Public Library | 107,824 | \$139.21 | \$39.07 | \$19.82 | \$7.98 | \$189.39 | \$53.15 | \$26.96 | \$10.86 |
| Cedar County Library District | 14,188 | \$64.28 | \$25.42 | \$10.62 | \$7.54 | \$95.09 | \$37.60 | \$15.70 | \$11.15 |
| Centralia Public Library | 4,053 | \$69.05 | \$95.13 | \$14.18 | \$8.21 | \$84.13 | \$115.91 | \$17.27 | \$10.00 |
| Chaffee Public Library | 3,057 | \$26.00 | \$25.20 | \$13.58 | \$7.31 | \$28.36 | \$27.48 | \$14.81 | \$7.97 |

Missouri State Library: FY25 PLS Revenue and Expenses

| Library | LSA Pop. | Exp. Per Reg. Borrower | Exp. Per LSA Pop. | Exp. Per Visit | Exp. per Circ. | Rev. Per Reg. Borrower | Rev. Per LSA Pop. | Rev. per Visit | Rev. Per Circ. |
|---|----------|------------------------|-------------------|----------------|----------------|------------------------|-------------------|----------------|----------------|
| Christian County Library | 88,842 | \$121.28 | \$31.50 | \$16.69 | \$7.45 | \$161.88 | \$42.04 | \$22.28 | \$9.94 |
| Clarence Public Library | 738 | \$36.19 | \$16.18 | \$18.15 | \$16.16 | \$43.75 | \$19.57 | \$21.94 | \$19.54 |
| Conran Memorial Library | 2,493 | \$85.10 | \$16.11 | \$16.14 | \$30.18 | \$132.60 | \$25.10 | \$25.15 | \$47.02 |
| Crawford County Library | 21,563 | \$87.32 | \$29.40 | \$32.66 | \$15.01 | \$107.34 | \$36.14 | \$40.15 | \$18.45 |
| Crystal City Public Library | 4,740 | \$93.51 | \$25.64 | \$12.58 | \$13.67 | \$109.74 | \$30.10 | \$14.76 | \$16.05 |
| Dade County Library | 6,763 | \$33.52 | \$19.81 | \$17.38 | \$8.83 | \$40.69 | \$24.05 | \$21.10 | \$10.72 |
| Dallas County Library | 17,071 | \$40.04 | \$9.94 | \$5.14 | \$3.27 | \$63.80 | \$15.84 | \$8.19 | \$5.21 |
| Daniel Boone Regional Library | 223,840 | \$169.21 | \$71.30 | \$32.61 | \$5.55 | \$163.56 | \$68.92 | \$31.52 | \$5.37 |
| Daviess County Library | 8,430 | \$90.59 | \$27.40 | \$19.60 | \$6.66 | \$150.67 | \$45.58 | \$32.59 | \$11.07 |
| De Soto Public Library | 6,449 | \$104.41 | \$48.34 | \$7.66 | \$7.51 | \$158.12 | \$73.21 | \$11.60 | \$11.37 |
| Desloge Public Library | 4,823 | \$16.33 | \$18.75 | \$18.37 | \$15.67 | \$19.38 | \$22.25 | \$21.80 | \$18.60 |
| Doniphan-Ripley County Library District | 10,679 | \$33.14 | \$25.13 | \$22.37 | \$8.60 | \$30.11 | \$22.84 | \$20.32 | \$7.82 |
| Douglas County Public Library | 11,578 | \$26.08 | \$9.91 | \$7.43 | \$4.70 | \$45.59 | \$17.33 | \$12.99 | \$8.22 |
| Dulany Memorial Library | 1,563 | \$105.74 | \$57.77 | \$21.21 | \$7.64 | \$96.66 | \$52.82 | \$19.39 | \$6.98 |
| Dunklin County Library | 28,283 | \$42.29 | \$29.01 | \$8.44 | \$3.63 | \$49.62 | \$34.04 | \$9.90 | \$4.25 |
| Farmington Public Library | 18,217 | \$51.78 | \$32.60 | \$8.79 | \$5.10 | \$50.90 | \$32.05 | \$8.64 | \$5.01 |
| Ferguson Municipal Public Library | 18,527 | \$92.28 | \$43.52 | \$11.77 | \$18.05 | \$108.70 | \$51.26 | \$13.86 | \$21.27 |
| Festus Public Library | 12,706 | \$84.21 | \$39.55 | \$8.28 | \$6.47 | \$66.85 | \$31.39 | \$6.57 | \$5.14 |
| Gentry County Library | 4,492 | \$99.54 | \$53.87 | \$10.07 | \$4.67 | \$146.98 | \$79.54 | \$14.87 | \$6.90 |
| Grundy County-Jewett Norris Library | 9,808 | \$145.36 | \$34.89 | \$41.73 | \$10.09 | \$137.89 | \$33.10 | \$39.59 | \$9.57 |
| Hamilton Public Library | 1,690 | \$34.85 | \$43.18 | \$19.08 | \$9.74 | \$33.94 | \$42.05 | \$18.58 | \$9.48 |
| Hannibal Free Public Library | 17,086 | \$133.46 | \$46.44 | \$22.20 | \$10.74 | \$179.30 | \$62.39 | \$29.82 | \$14.43 |
| Heartland Regional Library System | 33,154 | \$160.21 | \$28.84 | \$23.82 | \$10.79 | \$162.72 | \$29.30 | \$24.20 | \$10.96 |
| Henry County Library | 21,946 | \$147.02 | \$37.88 | \$14.25 | \$12.85 | \$167.06 | \$43.05 | \$16.19 | \$14.60 |
| Hickory County Library | 8,279 | \$20.09 | \$26.81 | \$21.89 | \$8.91 | \$21.44 | \$28.61 | \$23.35 | \$9.51 |
| Howard County Public Library | 9,094 | \$35.81 | \$15.75 | \$19.77 | \$10.07 | \$39.59 | \$17.41 | \$21.86 | \$11.14 |
| James Memorial Library | 3,935 | \$60.91 | \$41.08 | \$14.90 | \$9.65 | \$59.90 | \$40.40 | \$14.65 | \$9.49 |
| Jefferson County Library | 135,409 | \$102.12 | \$35.16 | \$15.51 | \$9.46 | \$170.53 | \$58.72 | \$25.90 | \$15.79 |
| Joplin Public Library | 48,784 | \$73.94 | \$54.27 | \$12.28 | \$6.32 | \$76.87 | \$56.42 | \$12.76 | \$6.57 |
| Kansas City Public Library | 232,498 | \$102.44 | \$137.71 | \$24.00 | \$12.68 | \$119.90 | \$161.19 | \$28.09 | \$14.84 |
| Keller Public Library of Dexter | 7,927 | \$30.16 | \$30.25 | \$10.63 | \$6.48 | \$30.49 | \$30.58 | \$10.75 | \$6.55 |
| Kirkwood Public Library | 29,461 | \$137.94 | \$104.39 | \$17.18 | \$5.87 | \$159.20 | \$120.48 | \$19.83 | \$6.77 |

Missouri State Library: FY25 PLS Revenue and Expenses

| Library | LSA Pop. | Exp. Per Reg. Borrower | Exp. Per LSA Pop. | Exp. Per Visit | Exp. per Circ. | Rev. Per Reg. Borrower | Rev. Per LSA Pop. | Rev. per Visit | Rev. Per Circ. |
|--|----------|------------------------|-------------------|----------------|----------------|------------------------|-------------------|----------------|----------------|
| LaPlata Public Library | 1,257 | \$41.03 | \$20.69 | \$15.37 | \$7.36 | \$49.13 | \$24.78 | \$18.40 | \$8.81 |
| Lebanon-Laclede County Library | 36,039 | \$24.37 | \$24.98 | \$10.44 | \$5.92 | \$24.23 | \$24.84 | \$10.38 | \$5.88 |
| Lewis Library of Glasgow | 1,087 | \$24.83 | \$36.04 | \$19.91 | \$11.50 | \$56.40 | \$81.88 | \$45.22 | \$26.12 |
| Lilbourn Memorial Library | 822 | \$78.12 | \$23.67 | \$129.69 | \$18.40 | \$53.06 | \$16.07 | \$88.07 | \$12.50 |
| Little Dixie Regional Libraries | 31,406 | \$110.63 | \$52.09 | \$8.54 | \$10.12 | \$121.62 | \$57.27 | \$9.38 | \$11.13 |
| Livingston County Library | 14,557 | \$141.41 | \$85.66 | \$16.96 | \$9.33 | \$133.07 | \$80.61 | \$15.96 | \$8.78 |
| Louisiana Public Library | 3,199 | \$13.67 | \$14.21 | \$7.21 | \$11.58 | \$11.84 | \$12.31 | \$6.24 | \$10.03 |
| Macon Public Library | 5,457 | \$47.63 | \$45.71 | \$4.36 | \$2.48 | \$52.64 | \$50.52 | \$4.82 | \$2.74 |
| Maplewood Public Library | 8,269 | \$106.88 | \$66.94 | \$184.51 | \$10.99 | \$132.56 | \$83.02 | \$228.84 | \$13.63 |
| Marceline Carnegie Library | 2,123 | \$41.33 | \$44.80 | \$15.35 | \$7.26 | \$34.46 | \$37.35 | \$12.80 | \$6.05 |
| Marion County Library District | 6,734 | \$94.27 | \$38.64 | \$11.67 | \$4.36 | \$113.40 | \$46.48 | \$14.03 | \$5.24 |
| Marshall Public Library | 13,806 | \$91.32 | \$24.45 | \$14.63 | \$11.98 | \$147.19 | \$39.40 | \$23.57 | \$19.30 |
| Maryville Public Library | 10,633 | \$118.77 | \$43.14 | \$20.38 | \$6.56 | \$146.54 | \$53.22 | \$25.15 | \$8.10 |
| McDonald County Library | 23,303 | \$27.01 | \$16.18 | \$15.36 | \$10.58 | \$28.43 | \$17.03 | \$16.17 | \$11.14 |
| Mercer County Library | 3,538 | \$115.95 | \$43.49 | \$44.83 | \$18.72 | \$145.67 | \$54.64 | \$56.32 | \$23.52 |
| Mexico-Audrain County Library District | 24,962 | \$88.07 | \$42.50 | \$22.19 | \$12.36 | \$97.98 | \$47.28 | \$24.69 | \$13.76 |
| Mid-Continent Public Library | 840,292 | \$144.82 | \$79.90 | \$25.28 | \$6.26 | \$173.32 | \$95.63 | \$30.26 | \$7.49 |
| Mississippi County Library District | 12,577 | \$127.23 | \$36.26 | \$11.56 | \$28.52 | \$123.66 | \$35.24 | \$11.24 | \$27.72 |
| Missouri River Regional Library | 90,553 | \$69.09 | \$37.23 | \$19.00 | \$6.05 | \$90.15 | \$48.57 | \$24.79 | \$7.89 |
| Moniteau County Library | 12,553 | \$37.25 | \$17.88 | \$23.99 | \$7.85 | \$67.40 | \$32.36 | \$43.40 | \$14.21 |
| Monroe City Public Library | 2,522 | \$36.54 | \$21.34 | \$11.46 | \$4.87 | \$53.77 | \$31.40 | \$16.86 | \$7.16 |
| Montgomery City Public Library | 2,811 | \$158.01 | \$87.02 | \$10.64 | \$10.33 | \$166.57 | \$91.73 | \$11.22 | \$10.89 |
| Morgan County Library | 21,006 | \$183.38 | \$25.89 | \$16.60 | \$6.97 | \$193.75 | \$27.36 | \$17.53 | \$7.36 |
| Mound City Public Library | 1,004 | \$75.34 | \$65.96 | \$8.84 | \$5.13 | \$83.58 | \$73.18 | \$9.80 | \$5.69 |
| Mountain View Public Library | 2,533 | \$66.58 | \$53.86 | \$5.61 | \$5.75 | \$111.44 | \$90.15 | \$9.38 | \$9.62 |
| Neosho Newton County Library | 54,445 | \$97.02 | \$20.36 | \$11.88 | \$4.26 | \$100.59 | \$21.11 | \$12.31 | \$4.41 |
| Nevada Public Library | 8,212 | \$70.16 | \$42.03 | \$8.48 | \$5.61 | \$65.29 | \$39.12 | \$7.89 | \$5.23 |
| New Madrid County Library | 14,829 | \$104.97 | \$36.40 | \$38.02 | \$23.67 | \$148.46 | \$51.48 | \$53.78 | \$33.48 |
| Newburg Public Library | 333 | \$45.02 | \$28.39 | \$29.55 | \$36.37 | \$39.59 | \$24.96 | \$25.98 | \$31.97 |
| Norborne Public Library | 634 | \$270.78 | \$19.65 | \$15.61 | \$10.31 | \$1,203.07 | \$87.29 | \$69.35 | \$45.81 |
| North Kansas City Public Library | 4,467 | \$53.61 | \$212.11 | \$14.18 | \$6.66 | \$78.30 | \$309.82 | \$20.72 | \$9.73 |
| Northeast Missouri Library Service | 17,686 | \$168.70 | \$21.76 | \$22.63 | \$10.21 | \$207.77 | \$26.80 | \$27.88 | \$12.58 |

Missouri State Library: FY25 PLS Revenue and Expenses

| Library | LSA Pop. | Exp. Per Reg. Borrower | Exp. Per LSA Pop. | Exp. Per Visit | Exp. per Circ. | Rev. Per Reg. Borrower | Rev. Per LSA Pop. | Rev. per Visit | Rev. Per Circ. |
|--|----------|------------------------|-------------------|----------------|----------------|------------------------|-------------------|----------------|----------------|
| Oregon County Library District | 8,635 | \$128.49 | \$27.90 | \$10.41 | \$11.27 | \$148.81 | \$32.31 | \$12.06 | \$13.05 |
| Oregon Public Library | 837 | \$23.83 | \$39.57 | \$18.30 | \$17.02 | \$29.47 | \$48.94 | \$22.63 | \$21.05 |
| Ozark Regional Library | 22,163 | \$61.78 | \$29.39 | \$20.71 | \$17.86 | \$84.42 | \$40.16 | \$28.29 | \$24.41 |
| Park Hills Public Library | 8,587 | \$12.34 | \$25.95 | \$11.89 | \$8.72 | \$12.34 | \$25.95 | \$11.89 | \$8.72 |
| Piedmont Public Library | 1,897 | \$20.87 | \$39.46 | \$7.86 | \$6.77 | \$32.90 | \$62.21 | \$12.39 | \$10.67 |
| Polk County Library | 31,519 | \$83.24 | \$30.83 | \$14.53 | \$5.69 | \$96.77 | \$35.85 | \$16.89 | \$6.61 |
| Poplar Bluff Public Library | 16,225 | \$39.04 | \$86.59 | \$17.87 | \$8.08 | \$51.73 | \$114.74 | \$23.69 | \$10.71 |
| Price James Memorial Library | 2,920 | \$62.92 | \$27.39 | \$12.85 | \$4.52 | \$71.03 | \$30.92 | \$14.51 | \$5.11 |
| Pulaski County Library | 52,759 | \$81.45 | \$16.63 | \$16.64 | \$11.77 | \$87.69 | \$17.90 | \$17.92 | \$12.67 |
| Putnam County Public Library | 4,681 | \$101.95 | \$51.36 | \$13.46 | \$12.54 | \$119.70 | \$60.30 | \$15.80 | \$14.72 |
| Puxico Public Library | 873 | \$93.24 | \$53.62 | \$21.61 | \$21.20 | \$93.24 | \$53.62 | \$21.61 | \$21.20 |
| Ralls County Library | 10,065 | \$191.08 | \$23.73 | \$25.06 | \$7.68 | \$219.15 | \$27.22 | \$28.74 | \$8.80 |
| Ray County Public Library | 23,158 | \$92.20 | \$32.53 | \$29.62 | \$21.65 | \$111.21 | \$39.24 | \$35.73 | \$26.12 |
| Reynolds County Library District | 6,096 | \$399.87 | \$50.38 | \$34.52 | \$16.17 | \$367.39 | \$46.28 | \$31.72 | \$14.85 |
| Rich Hill Memorial Library | 1,232 | \$38.60 | \$23.06 | \$10.93 | \$3.75 | \$45.60 | \$27.24 | \$12.91 | \$4.43 |
| Richmond Heights Memorial Library | 9,286 | \$136.69 | \$98.23 | \$5.41 | \$7.37 | \$139.47 | \$100.22 | \$5.52 | \$7.52 |
| Riverside Regional Library | 85,846 | \$48.09 | \$17.64 | \$9.99 | \$8.26 | \$56.61 | \$20.77 | \$11.76 | \$9.73 |
| Robertson Memorial Library | 4,261 | \$24.54 | \$23.72 | \$11.76 | \$7.35 | \$26.38 | \$25.51 | \$12.65 | \$7.90 |
| Rock Hill Public Library | 4,750 | \$215.71 | \$93.96 | \$31.24 | \$13.50 | \$208.28 | \$90.72 | \$30.16 | \$13.04 |
| Rolla Public Library | 19,943 | \$91.80 | \$32.60 | \$4.30 | \$3.09 | \$85.90 | \$30.50 | \$4.03 | \$2.90 |
| Rolling Hills Consolidated | 41,674 | \$107.50 | \$54.86 | \$13.89 | \$6.20 | \$188.75 | \$96.32 | \$24.38 | \$10.89 |
| Saint Charles City-County Library District | 405,262 | \$82.91 | \$55.75 | \$19.47 | \$3.80 | \$94.96 | \$63.85 | \$22.30 | \$4.35 |
| Saint Clair County Library | 8,252 | \$39.52 | \$35.10 | \$5.74 | \$5.35 | \$46.02 | \$40.88 | \$6.68 | \$6.23 |
| Saint Joseph Public Library | 61,254 | \$175.77 | \$63.16 | \$28.69 | \$17.15 | \$181.89 | \$65.36 | \$29.69 | \$17.75 |
| Saint Louis County Library | 863,407 | \$83.13 | \$82.41 | \$22.17 | \$6.42 | \$86.02 | \$85.27 | \$22.94 | \$6.64 |
| Saint Louis Public Library | 301,578 | \$216.83 | \$107.05 | \$24.31 | \$12.72 | \$245.02 | \$120.96 | \$27.47 | \$14.38 |
| Salem Public Library | 4,608 | \$38.83 | \$44.90 | \$8.30 | \$5.83 | \$41.40 | \$47.87 | \$8.85 | \$6.22 |
| Sarcozie Public Library | 1,406 | \$239.19 | \$30.79 | \$36.08 | \$48.00 | \$333.46 | \$42.93 | \$50.30 | \$66.91 |
| Scenic Regional Library | 147,730 | \$95.55 | \$30.76 | \$13.10 | \$7.22 | \$152.39 | \$49.07 | \$20.90 | \$11.52 |
| Schuyler County Library | 4,032 | \$320.57 | \$35.94 | \$37.17 | \$13.77 | \$480.25 | \$53.84 | \$55.69 | \$20.63 |
| Scotland County Memorial Library | 4,716 | \$57.97 | \$31.71 | \$17.24 | \$4.55 | \$73.21 | \$40.05 | \$21.77 | \$5.75 |
| Sedalia Public Library | 20,022 | \$77.41 | \$42.89 | \$35.75 | \$14.41 | \$85.66 | \$47.46 | \$39.55 | \$15.94 |

Missouri State Library: FY25 PLS Revenue and Expenses

| Library | LSA Pop. | Exp. Per Reg. Borrower | Exp. Per LSA Pop. | Exp. Per Visit | Exp. per Circ. | Rev. Per Reg. Borrower | Rev. Per LSA Pop. | Rev. per Visit | Rev. Per Circ. |
|--|----------|------------------------|-------------------|----------------|----------------|------------------------|-------------------|----------------|----------------|
| Seymour Community Library | 993 | \$40.08 | \$63.28 | \$5.55 | \$2.27 | \$53.54 | \$84.54 | \$7.42 | \$3.03 |
| Sikeston Public Library | 14,435 | \$52.45 | \$26.53 | \$15.50 | \$12.95 | \$66.54 | \$33.65 | \$19.67 | \$16.43 |
| Slater Public Library | 1,834 | \$122.09 | \$19.04 | \$29.10 | \$12.64 | \$170.66 | \$26.61 | \$40.67 | \$17.67 |
| Springfield-Greene County Library District | 298,915 | \$164.99 | \$57.11 | \$13.84 | \$6.29 | \$193.32 | \$66.92 | \$16.21 | \$7.36 |
| Steele Public Library | 1,853 | \$115.22 | \$10.20 | \$13.54 | \$16.90 | \$171.12 | \$15.15 | \$20.10 | \$25.10 |
| Stone County Library | 31,076 | \$135.04 | \$25.35 | \$22.06 | \$15.17 | \$163.15 | \$30.62 | \$26.65 | \$18.32 |
| Sullivan County Public Library | 5,999 | \$20.55 | \$13.29 | \$24.69 | \$21.10 | \$34.03 | \$22.01 | \$40.88 | \$34.94 |
| Sweet Springs Public Library | 1,316 | \$111.33 | \$25.21 | \$12.52 | \$6.98 | \$89.69 | \$20.31 | \$10.09 | \$5.62 |
| Texas County Library | 24,487 | \$52.92 | \$15.54 | \$10.09 | \$5.23 | \$64.93 | \$19.06 | \$12.38 | \$6.41 |
| Trails Regional Library | 82,736 | \$150.59 | \$40.23 | \$37.83 | \$13.36 | \$172.44 | \$46.07 | \$43.32 | \$15.30 |
| University City Public Library | 35,065 | \$123.43 | \$92.12 | \$41.60 | \$11.17 | \$131.43 | \$98.08 | \$44.30 | \$11.89 |
| Valley Park Community Library | 3,140 | \$105.93 | \$36.77 | \$15.00 | \$12.94 | \$113.83 | \$39.51 | \$16.12 | \$13.90 |
| Washington County Library | 23,514 | \$25.44 | \$22.83 | \$13.91 | \$12.66 | \$34.27 | \$30.74 | \$18.73 | \$17.05 |
| Washington Public Library | 8,771 | \$116.75 | \$106.08 | \$7.98 | \$7.78 | \$116.01 | \$105.42 | \$7.93 | \$7.73 |
| Webb City Public Library | 13,031 | \$83.56 | \$32.02 | \$13.02 | \$9.15 | \$84.91 | \$32.54 | \$13.23 | \$9.30 |
| Webster County Library | 38,092 | \$55.62 | \$17.12 | \$8.92 | \$4.23 | \$63.63 | \$19.59 | \$10.21 | \$4.84 |
| Webster Groves Public Library | 24,010 | \$115.96 | \$56.14 | \$11.75 | \$5.09 | \$163.76 | \$79.28 | \$16.59 | \$7.19 |
| Wellsville Public Library | 998 | \$34.46 | \$24.14 | \$20.97 | \$15.58 | \$45.83 | \$32.10 | \$27.88 | \$20.72 |
| West Plains Public Library | 12,184 | \$102.00 | \$45.18 | \$9.44 | \$4.20 | \$129.09 | \$57.18 | \$11.95 | \$5.32 |
| Willow Springs Public Library | 2,164 | \$89.02 | \$42.29 | \$14.19 | \$7.33 | \$80.04 | \$38.02 | \$12.76 | \$6.59 |
| Worth County Library | 1,973 | \$70.53 | \$11.80 | \$29.46 | \$3.25 | \$142.40 | \$23.82 | \$59.48 | \$6.56 |
| Wright County Library | 18,188 | \$74.47 | \$19.62 | \$12.47 | \$6.97 | \$84.80 | \$22.34 | \$14.20 | \$7.93 |

FY 2025 Usage, Income, and Revenue Comparisons

| Missouri (N=150) | LSA Pop. | Exp. Per Reg. Borrower | Exp. Per LSA Pop. | Exp. Per Visit | Exp. per Circ. | Rev. Per Reg. Borrower | Rev. Per LSA Pop. | Rev. per Visit | Rev. Per Circ. |
|------------------|-----------|------------------------|-------------------|----------------|----------------|------------------------|-------------------|----------------|----------------|
| Average | 37,792 | 90 | 41 | 19 | 10 | 115 | 51 | 24 | 13 |
| Median | 8,611 | 85 | 33 | 15 | 8 | 95 | 40 | 19 | 10 |
| Statewide | 5,668,852 | 104 | 62 | 20 | 7 | 120 | 72 | 23 | 8 |

| 75,000+ (N=14) | LSA Pop. | Exp. Per Reg. Borrower | Exp. Per LSA Pop. | Exp. Per Visit | Exp. per Circ. | Rev. Per Reg. Borrower | Rev. Per LSA Pop. | Rev. per Visit | Rev. Per Circ. |
|----------------|-----------|------------------------|-------------------|----------------|----------------|------------------------|-------------------|----------------|----------------|
| Average | 278,909 | 121 | 59 | 21 | 8 | 148 | 70 | 25 | 10 |
| Median | 185,785 | 112 | 48 | 20 | 7 | 163 | 61 | 25 | 10 |
| Group | 3,904,732 | 113 | 72 | 22 | 7 | 129 | 83 | 25 | 8 |

| 30,000-74,999 (N=17) | LSA Pop. | Exp. Per Reg. Borrower | Exp. Per LSA Pop. | Exp. Per Visit | Exp. per Circ. | Rev. Per Reg. Borrower | Rev. Per LSA Pop. | Rev. per Visit | Rev. Per Circ. |
|----------------------|----------|------------------------|-------------------|----------------|----------------|------------------------|-------------------|----------------|----------------|
| Average | 43,996 | 102 | 39 | 17 | 9 | 123 | 46 | 21 | 10 |
| Median | 41,674 | 107 | 31 | 15 | 8 | 115 | 44 | 18 | 11 |
| Group | 747,940 | 93 | 39 | 16 | 8 | 109 | 45 | 18 | 9 |

| 15,000-29,999 (N=23) | LSA Pop. | Exp. Per Reg. Borrower | Exp. Per LSA Pop. | Exp. Per Visit | Exp. per Circ. | Rev. Per Reg. Borrower | Rev. Per LSA Pop. | Rev. per Visit | Rev. Per Circ. |
|----------------------|----------|------------------------|-------------------|----------------|----------------|------------------------|-------------------|----------------|----------------|
| Average | 21,376 | 89 | 38 | 17 | 10 | 105 | 45 | 20 | 12 |
| Median | 21,563 | 88 | 33 | 15 | 10 | 98 | 36 | 18 | 11 |
| Group | 491,657 | 75 | 38 | 14 | 8 | 89 | 45 | 17 | 9 |

FY 2025 Usage, Income, and Revenue Comparisons

| 9,500-14,999 (N=17) | LSA Pop. | Exp. Per Reg. Borrower | Exp. Per LSA Pop. | Exp. Per Visit | Exp. per Circ. | Rev. Per Reg. Borrower | Rev. Per LSA Pop. | Rev. per Visit | Rev. Per Circ. |
|---------------------|----------|------------------------|-------------------|----------------|----------------|------------------------|-------------------|----------------|----------------|
| Average | 12,343 | 89 | 33 | 18 | 10 | 105 | 39 | 23 | 13 |
| Median | 12,553 | 84 | 32 | 16 | 9 | 95 | 34 | 20 | 10 |
| Group | 209,833 | 78 | 34 | 15 | 9 | 93 | 40 | 17 | 10 |

| 6,000-9,499 (N=19) | LSA Pop. | Exp. Per Reg. Borrower | Exp. Per LSA Pop. | Exp. Per Visit | Exp. per Circ. | Rev. Per Reg. Borrower | Rev. Per LSA Pop. | Rev. per Visit | Rev. Per Circ. |
|--------------------|----------|------------------------|-------------------|----------------|----------------|------------------------|-------------------|----------------|----------------|
| Average | 7,911 | 97 | 43 | 23 | 8 | 119 | 53 | 28 | 10 |
| Median | 8,252 | 94 | 30 | 12 | 8 | 113 | 39 | 14 | 10 |
| Group | 150,300 | 66 | 44 | 10 | 7 | 81 | 54 | 12 | 9 |

| 3,000-5,999 (N=24) | LSA Pop. | Exp. Per Reg. Borrower | Exp. Per LSA Pop. | Exp. Per Visit | Exp. per Circ. | Rev. Per Reg. Borrower | Rev. Per LSA Pop. | Rev. per Visit | Rev. Per Circ. |
|--------------------|----------|------------------------|-------------------|----------------|----------------|------------------------|-------------------|----------------|----------------|
| Average | 4,410 | 77 | 50 | 17 | 10 | 98 | 65 | 22 | 13 |
| Median | 4,480 | 56 | 41 | 14 | 9 | 67 | 49 | 15 | 10 |
| Group | 105,837 | 55 | 50 | 13 | 7 | 72 | 66 | 17 | 10 |

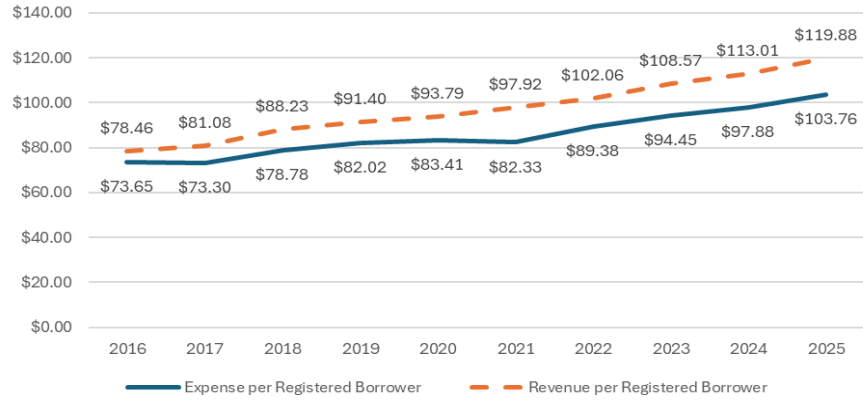
| 1,500-2,999 (N=20) | LSA Pop. | Exp. Per Reg. Borrower | Exp. Per LSA Pop. | Exp. Per Visit | Exp. per Circ. | Rev. Per Reg. Borrower | Rev. Per LSA Pop. | Rev. per Visit | Rev. Per Circ. |
|--------------------|----------|------------------------|-------------------|----------------|----------------|------------------------|-------------------|----------------|----------------|
| Average | 2,132 | 76 | 37 | 17 | 11 | 99 | 45 | 23 | 14 |
| Median | 1,935 | 69 | 30 | 15 | 7 | 88 | 36 | 19 | 10 |
| Group | 42,642 | 53 | 37 | 12 | 8 | 66 | 46 | 16 | 9 |

FY 2025 Usage, Income, and Revenue Comparisons

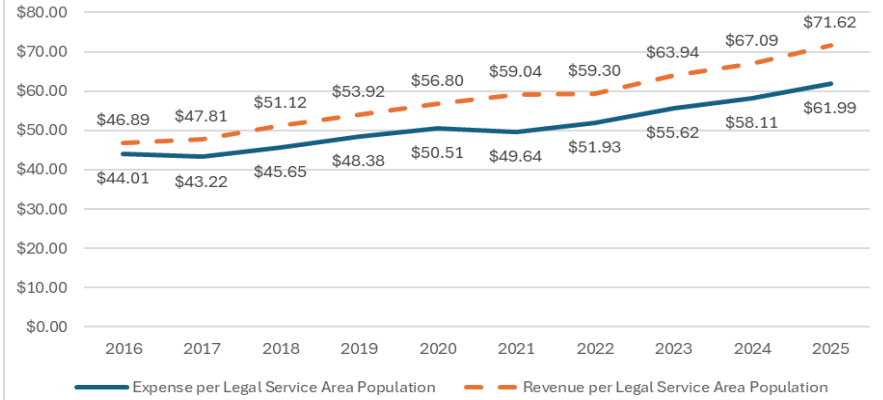
| Under 1,499 (N=17) | LSA Pop. | Exp. Per Reg. Borrower | Exp. Per LSA Pop. | Exp. Per Visit | Exp. per Circ. | Rev. Per Reg. Borrower | Rev. Per LSA Pop. | Rev. per Visit | Rev. Per Circ. |
|---------------------------|-----------------|-----------------------------------|------------------------------|---------------------------|---------------------------|---------------------------------------|------------------------------|---------------------------|---------------------------|
| Average | 994 | 80 | 32 | 25 | 15 | 145 | 43 | 29 | 19 |
| Median | 1,001 | 43 | 27 | 17 | 12 | 53 | 30 | 22 | 16 |
| Group | 15,911 | 45 | 32 | 13 | 7 | 58 | 41 | 17 | 8 |

FY 2025 Usage, Income, and Revenue Comparisons

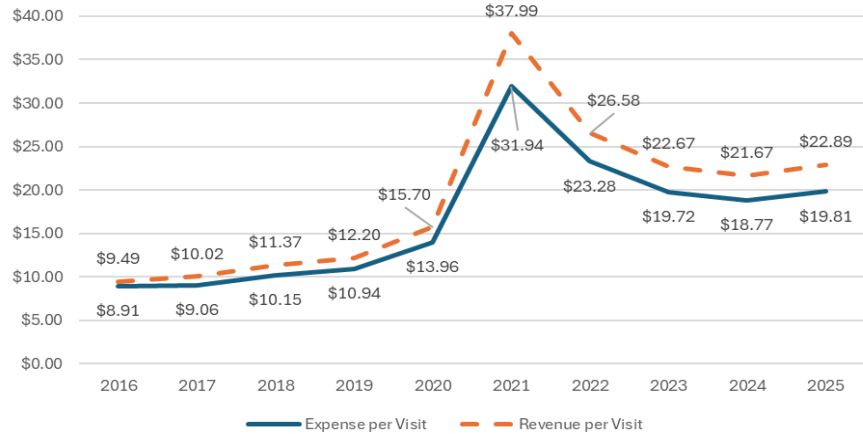
Statewide Revenue and Expense per Registered Borrower 2016-2025



Statewide Revenue and Expense per LSA Population 2016-2025



Statewide Revenue and Expense per Visit 2016-2025



Statewide Revenue and Expense per Circulation 2016-2025

