



PUBLIC LIBRARY USE



WORKFORCE

Libraries drive businesses and inspire workforce development through research support, skills training, test-taking, resume and job search assistance and more.



ONLINE

In addition to 24.2 million in-person visits, public libraries saw 26.3 million online visits, with 4.2 million internet sessions and 4.1 million uses of library WiFi.



COMPUTER USE

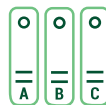
Patrons used public computers 4,238,490 times for employment, to file taxes, complete homework, conduct research and other activities.

IN 2019, MISSOURIANS VISITED PUBLIC LIBRARIES IN PERSON AND ONLINE MORE THAN 50 MILLION TIMES



SUMMER LEARNING

164,667 kids participated in summer learning programs; reading, discovering and creating while improving skills and retention over the break.

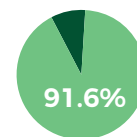


EARLY LITERACY

125 library districts offered early literacy programs, helping children from birth to age 6 develop literacy skills.



LIBRARY ACCESS



91.6% of Missourians across the state have access to tax-supported libraries.

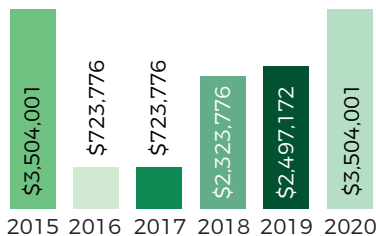


PUBLIC LIBRARY FUNDING



STATE AID TO LIBRARIES

The Missouri Constitution specifies that funds will be appropriated each year to support public libraries, helping to pay for materials, technology, staff and other costs.



AMOUNT SPENT BY FY



A&E TAX (LIBRARY NETWORKING FUND)

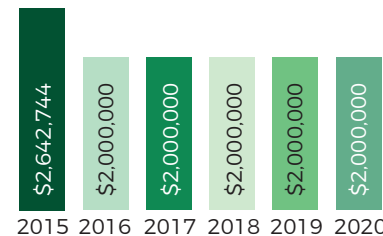
Public libraries use funds from the Athletes and Entertainers (A&E) Tax to purchase books, eBooks, magazines, DVDs and audiobooks.

In FY20, public libraries will receive \$776,000, just 20% of the nearly \$4 million in A&E tax funding required by Missouri statute.



'REAL' PROGRAM

The Remote Electronic Access for Libraries (REAL) Program supports library costs for internet access, technical support and online resources for library patrons.



AMOUNT SPENT FROM 'REAL' BY FY

\$3,504,001 + **\$776,000** + **\$2,000,000**

TOTAL STATE FUNDING FOR FISCAL YEAR 2020 = **\$6,280,001**

TOTAL APPROPRIATED & EXPENDED BY FISCAL YEAR

EXPENDED APPROPRIATED



*FY10 — difference between the amount appropriated and expended is the result of restrictions placed on the appropriation.

**FY20 — have contracted or planned to spend entire appropriation, except for current restricted amount in A&E transfer.